



Intel® Math Kernel Library

October 2009

World Wide Web: <http://www.intel.com>

Disclaimer and Legal Information

Document Number: 630813-033US

INFORMATION IN THIS DOCUMENT IS PROVIDED IN CONNECTION WITH INTEL® PRODUCTS. NO LICENSE, EXPRESS OR IMPLIED, BY ESTOPPEL OR OTHERWISE, TO ANY INTELLECTUAL PROPERTY RIGHTS IS GRANTED BY THIS DOCUMENT. EXCEPT AS PROVIDED IN INTEL'S TERMS AND CONDITIONS OF SALE FOR SUCH PRODUCTS, INTEL ASSUMES NO LIABILITY WHATSOEVER, AND INTEL DISCLAIMS ANY EXPRESS OR IMPLIED WARRANTY, RELATING TO SALE AND/OR USE OF INTEL PRODUCTS INCLUDING LIABILITY OR WARRANTIES RELATING TO FITNESS FOR A PARTICULAR PURPOSE, MERCHANTABILITY, OR INFRINGEMENT OF ANY PATENT, COPYRIGHT OR OTHER INTELLECTUAL PROPERTY RIGHT.

UNLESS OTHERWISE AGREED IN WRITING BY INTEL, THE INTEL PRODUCTS ARE NOT DESIGNED NOR INTENDED FOR ANY APPLICATION IN WHICH THE FAILURE OF THE INTEL PRODUCT COULD CREATE A SITUATION WHERE PERSONAL INJURY OR DEATH MAY OCCUR.

Intel may make changes to specifications and product descriptions at any time, without notice. Designers must not rely on the absence or characteristics of any features or instructions marked "reserved" or "undefined." Intel reserves these for future definition and shall have no responsibility whatsoever for conflicts or incompatibilities arising from future changes to them. The information here is subject to change without notice. Do not finalize a design with this information.

The products described in this document may contain design defects or errors known as errata which may cause the product to deviate from published specifications. Current characterized errata are available on request.

Contact your local Intel sales office or your distributor to obtain the latest specifications and before placing your product order.

Copies of documents which have an order number and are referenced in this document, or other Intel literature, may be obtained by calling 1-800-548-4725, or by visiting Intel's Web Site.

Intel processor numbers are not a measure of performance. Processor numbers differentiate features within each processor family, not across different processor families. See http://www.intel.com/products/processor_number for details.

BunnyPeople, Celeron, Celeron Inside, Centrino, Centrino Atom, Centrino Inside, Centrino logo, Core Inside, FlashFile, i960, InstantIP, Intel, Intel logo, Intel386, Intel486, IntelDX2, IntelDX4, IntelSX2, Intel Atom, Intel Core, Intel Inside, Intel Inside logo, Intel. Leap ahead., Intel. Leap ahead. logo, Intel NetBurst, Intel NetMerge, Intel NetStructure, Intel SingleDriver, Intel SpeedStep, Intel StrataFlash, Intel Viiv, Intel vPro, Intel XScale, Itanium, Itanium Inside, MCS, MMX, Oplus, OverDrive, PDCharm, Pentium, Pentium Inside, skool, Sound Mark, The Journey Inside, Viiv Inside, vPro Inside, VTune, Xeon, and Xeon Inside are trademarks of Intel Corporation in the U.S. and other countries.

* Other names and brands may be claimed as the property of others.

Copyright© 1994-2009, Intel Corporation. All rights reserved.

Portions© Copyright 2001 Hewlett-Packard Development Company, L.P.

Chapters 4 and 5 include derivative work portions that have been copyrighted:

© 1991, 1992, and 1998 by The Numerical Algorithms Group, Ltd.

Contents

Legal Information.....	3
-------------------------------	----------

Chapter 1: Overview

Introducing the Intel® Math Kernel Library.....	47
Getting Help and Support.....	47
What's New.....	48
Notational Conventions.....	49
Function Domains.....	50
BLAS Routines.....	51
Sparse BLAS Routines.....	51
LAPACK Routines.....	52
ScaLAPACK Routines.....	52
PBLAS Routines.....	53
Sparse Solver Routines.....	53
VML Functions.....	53
Statistical Functions.....	54
Fourier Transform Functions.....	54
Partial Differential Equations Support.....	54
Optimization Solver Routines.....	55
Support Functions.....	55
BLACS Routines.....	55
GMP Arithmetic Functions.....	55
Performance Enhancements.....	56
Parallelism.....	56

Chapter 2: BLAS and Sparse BLAS Routines

BLAS Routines.....	59
Routine Naming Conventions.....	59
Fortran 95 Interface Conventions.....	61
Matrix Storage Schemes.....	62
BLAS Level 1 Routines.....	63
?asum.....	64
?axpy.....	65
?copy.....	67
?dot.....	69
?sdot.....	70
?dotc.....	72
?dotu.....	73
?nrm2.....	74
?rot.....	76
?rotg.....	78
?rotm.....	79
?rotmg.....	81
?scal.....	84
?swap.....	85
i?amax.....	87
i?amin.....	88
dcabs1.....	89
BLAS Level 2 Routines.....	90
?gbmv.....	92
?gemv.....	96
?ger.....	99
?gerc.....	101
?geru.....	103
?hbmV.....	105
?hemv.....	108

?her.....	111
?her2.....	113
?hpmv.....	116
?hpr.....	118
?hpr2.....	120
?sbmv.....	123
?spmv.....	126
?spr.....	129
?spr2.....	131
?symv.....	133
?syr.....	136
?syr2.....	138
?tbmv.....	140
?tbsv.....	144
?tpmv.....	147
?tpsv.....	149
?trmv.....	152
?trsv.....	154
BLAS Level 3 Routines.....	156
ctBLAS_?gemm.....	158
?hemm.....	161
?herk.....	164
?her2k.....	167
?symm.....	170
?syrk.....	174
?syr2k.....	177
?trmm.....	181
?trsm.....	184
Sparse BLAS Level 1 Routines.....	187
Vector Arguments.....	187
Naming Conventions.....	188
Routines and Data Types.....	188

BLAS Level 1 Routines That Can Work With Sparse Vectors.....	189
?axpyi.....	189
?doti.....	191
?dotci.....	193
?dotui.....	194
?gthr.....	196
?gthrz.....	197
?roti.....	199
?sctr.....	200
Sparse BLAS Level 2 and Level 3 Routines.....	202
Naming Conventions in Sparse BLAS Level 2 and Level 3.....	202
Sparse Matrix Storage Formats.....	203
Routines and Supported Operations.....	204
Interface Consideration.....	206
Sparse BLAS Level 2 and Level 3 Routines.....	213
mkl_?csrgemv.....	218
mkl_?bsrgemv.....	222
mkl_?coogemv.....	226
mkl_?diagemv.....	230
mkl_?csrsymv.....	234
mkl_?bsrsymv.....	238
mkl_?coosymv.....	242
mkl_?diasymv.....	246
mkl_?csrtrsv.....	250
mkl_?bsrtrsv.....	254
mkl_?cootrsv.....	258
mkl_?diatrsv.....	262
mkl_cspblas_?csrgemv.....	266
mkl_cspblas_?bsrgemv.....	270
mkl_cspblas_?coogemv.....	274
mkl_cspblas_?csrsymv.....	278
mkl_cspblas_?bsrsymv.....	282

mkl_cspblas_?coosymv.....	286
mkl_cspblas_?csrtrsv.....	290
mkl_cspblas_?bsrtrsv.....	294
mkl_cspblas_?cootrsv.....	298
mkl_?csrsv.....	302
mkl_?bsrmv.....	307
mkl_?cscmv.....	314
mkl_?coomv.....	319
mkl_?csrsv.....	324
mkl_?bsrsv.....	329
mkl_?cscsv.....	334
mkl_?coosv.....	339
mkl_?csrmm.....	344
mkl_?bsrmm.....	350
mkl_?cscmm.....	356
mkl_?coomm.....	363
mkl_?csrsm.....	368
mkl_?cscsm.....	374
mkl_?coosm.....	380
mkl_?bsrsm.....	385
mkl_?diamv.....	390
mkl_?skymv.....	395
mkl_?diasv.....	400
mkl_?skysv.....	405
mkl_?diamm.....	410
mkl_?skymm.....	416
mkl_?diasm.....	422
mkl_?skysm.....	427
mkl_ddnscsr.....	432
mkl_dcsrcoo.....	435
mkl_dcsrcsr.....	438
mkl_dcsrcsc.....	442

mkl_dcsrdia.....	445
mkl_dcscrsky.....	448
mkl_?csradd.....	451
mkl_?csmultcsr.....	458
mkl_?csmultd.....	464
BLAS-like Extensions.....	469
mkl_?imatcopy.....	470
mkl_?omatcopy.....	474
mkl_?omatcopy2.....	479
mkl_?omatadd.....	483
?gemm3m.....	488

Chapter 3: LAPACK Routines: Linear Equations

Routine Naming Conventions.....	494
Fortran 95 Interface Conventions.....	495
Intel® MKL Fortran 95 Interfaces for LAPACK Routines vs. Netlib Implementation.....	497
Matrix Storage Schemes.....	499
Mathematical Notation.....	499
Error Analysis.....	500
Computational Routines.....	501
Routines for Matrix Factorization.....	504
?getrf.....	504
?gbtrf.....	507
?gttrf.....	510
?potrf.....	512
?pstrf.....	514
?pftrf.....	516
?pptrf.....	518
?pbtrf.....	520
?pttrf.....	522
?sytrf.....	524

?hetrf.....	528
?sptrf.....	531
?hptrf.....	534
Routines for Solving Systems of Linear Equations.....	537
?getrs.....	537
?gbtrs.....	540
?gttrs.....	542
?potrs.....	545
?pftrs.....	548
?pptrs.....	550
?pbtrs.....	552
?pttrs.....	555
?sytrs.....	557
?hetrs.....	560
?sptrs.....	562
?hptrs.....	565
?trtrs.....	567
?tptrs.....	570
?tbtrs.....	573
Routines for Estimating the Condition Number.....	576
?gecon.....	576
?gbcon.....	578
?gtcon.....	581
?pocon.....	584
?ppcon.....	586
?pbcon.....	588
?ptcon.....	590
?sycon.....	593
?hecon.....	595
?spcon.....	597
?hpcon.....	599
?trcon.....	601

?tpcon.....	604
?tbcon.....	606
Refining the Solution and Estimating Its Error.....	609
?gerfs.....	609
?gerfsx.....	612
?gbrfs.....	621
?gbrfsx.....	624
?gtrfs.....	633
?porfs.....	636
?porfsx.....	639
?pprfs.....	647
?pbrfs.....	650
?ptrfs.....	653
?syrfs.....	656
?syrfsx.....	659
?herfs.....	668
?herfsx.....	671
?sprfs.....	679
?hprfs.....	682
?trrfs.....	685
?tprfs.....	688
?tbrfs.....	691
Routines for Matrix Inversion.....	694
?getri.....	694
?potri.....	697
?pftri.....	699
?pptri.....	700
?sytri.....	702
?hetri.....	704
?sptri.....	706
?hptri.....	708
?trtri.....	710

?tftri.....	712
?tptri.....	714
Routines for Matrix Equilibration.....	716
?geequ.....	716
?geequb.....	718
?gbequ.....	720
?gbequb.....	723
?poequ.....	725
?poequb.....	728
?ppequ.....	729
?pbequ.....	732
?syequb.....	734
?heequb.....	736
Driver Routines.....	738
?gesv.....	739
?gesvx.....	743
?gesvxx.....	750
?gbsv.....	761
?gbsvx.....	763
?gbsvxx.....	770
?gtsv.....	781
?gtsvx.....	783
?posv.....	788
?posvx.....	792
?posvxx.....	798
?ppsv.....	808
?ppsvx.....	811
?pbsv.....	816
?pbsvx.....	819
?ptsv.....	824
?ptsvx.....	826
?sysv.....	830

?sysvx.....	834
?sysvxx.....	839
?hesv.....	849
?hesvx.....	853
?hesvxx.....	858
?spsv.....	868
?spsvx.....	870
?hpsv.....	875
?hpsvx.....	877

Chapter 4: LAPACK Routines: Least Squares and Eigenvalue Problems

Routine Naming Conventions.....	884
Matrix Storage Schemes.....	886
Mathematical Notation.....	886
Computational Routines.....	887
Orthogonal Factorizations.....	887
?geqrf.....	889
?geqpf.....	893
?geqp3.....	896
?orgqr.....	899
?ormqr.....	902
?ungqr.....	905
?unmqr.....	908
?gelqf.....	911
?orglq.....	915
?ormlq.....	918
?unglq.....	921
?unmlq.....	923
?geqlf.....	926
?orgql.....	929
?ungql.....	932

?ormql.....	934
?unmql.....	937
?gerqf.....	940
?orgrq.....	943
?ungrq.....	946
?ormrq.....	948
?unmrq.....	951
?tzzrf.....	954
?ormrz.....	957
?unmrz.....	960
?ggqrf.....	963
?ggrqf.....	967
Singular Value Decomposition.....	971
?gebrd.....	974
?gbbdd.....	978
?orgbr.....	981
?ormbr.....	985
?ungbr.....	988
?unmbr.....	992
?bdsqr.....	996
?bdsdc.....	1000
Symmetric Eigenvalue Problems.....	1004
?sytrd.....	1009
?syddb.....	1012
?herdb.....	1015
?orgtr.....	1018
?ormtr.....	1020
?hetrd.....	1024
?ungtr.....	1027
?unmtr.....	1029
?sptrd.....	1032
?opgtr.....	1034

?opmtr.....	1036
?hptrd.....	1039
?upgtr.....	1041
?upmtr.....	1043
?sbtrd.....	1045
?hbtrd.....	1048
?sterf.....	1051
?steqr.....	1053
?stemr.....	1057
?stedc.....	1062
?stegr.....	1067
?pteqr.....	1073
?stebz.....	1077
?stein.....	1081
?disna.....	1084
Generalized Symmetric-Definite Eigenvalue Problems.....	1086
?sygst.....	1087
?hegst.....	1089
?spgst.....	1091
?hpgst.....	1094
?sbgst.....	1096
?hbgst.....	1099
?pbstf.....	1102
Nonsymmetric Eigenvalue Problems.....	1104
?gehrd.....	1109
?orghr.....	1111
?ormhr.....	1114
?unghr.....	1118
?unmhr.....	1121
?gebal.....	1124
?gebak.....	1128
?hseqr.....	1130

?hsein.....	1136
?trevc.....	1142
?trsna.....	1147
?trexc.....	1153
?trsen.....	1156
?trsyl.....	1162
Generalized Nonsymmetric Eigenvalue Problems.....	1164
?gghrd.....	1166
?ggbal.....	1169
?ggbak.....	1172
?hgeqz.....	1175
?tgevc.....	1183
?tgexc.....	1188
?tgsen.....	1191
?tgsyl.....	1199
?tgsna.....	1204
Generalized Singular Value Decomposition.....	1209
?ggsvp.....	1210
?tgsja.....	1214
Driver Routines.....	1222
Linear Least Squares (LLS) Problems.....	1222
?gels.....	1223
?gelsy.....	1227
?gelss.....	1232
?gelsd.....	1235
Generalized LLS Problems.....	1240
?gglse.....	1241
?ggglm.....	1244
Symmetric Eigenproblems.....	1248
?sylv.....	1249
?heev.....	1252
?syevd.....	1255

?heevd.....	1259
?syevx.....	1263
?heevx.....	1268
?syevr.....	1273
?heevr.....	1279
?spev.....	1286
?hpev.....	1288
?spevd.....	1291
?hpevd.....	1295
?spevx.....	1299
?hpevx.....	1304
?sbev.....	1308
?hbev.....	1311
?sbevd.....	1313
?hbevd.....	1317
?sbevx.....	1322
?hbevx.....	1327
?stev.....	1332
?stevd.....	1334
?stevx.....	1338
?stevr.....	1342
Nonsymmetric Eigenproblems.....	1348
?gees.....	1348
?geesx.....	1354
?geev.....	1361
?geevx.....	1366
Singular Value Decomposition.....	1373
?gesvd.....	1373
?gesdd.....	1379
?gejsv.....	1384
?gesvj.....	1393
?ggsvd.....	1398

Generalized Symmetric Definite Eigenproblems.....	1405
?sygv.....	1406
?hegv.....	1410
?sygvd.....	1413
?hegvd.....	1417
?sygvx.....	1422
?hegvx.....	1428
?spgv.....	1434
?hpgv.....	1437
?spgvd.....	1440
?hpgvd.....	1444
?spgvx.....	1449
?hpgvx.....	1454
?sbgv.....	1459
?hbgv.....	1462
?sbgvd.....	1465
?hbgvd.....	1469
?sbgvx.....	1474
?hbgvx.....	1479
Generalized Nonsymmetric Eigenproblems.....	1484
?gges.....	1484
?ggesx.....	1492
?ggev.....	1501
?ggevx.....	1507

Chapter 5: LAPACK Auxiliary and Utility Routines

Auxiliary Routines.....	1517
?lacgv.....	1533
?lacrm.....	1534
?lacrt.....	1535
?laesy.....	1537
?rot.....	1538

?spmv.....	1539
?spr.....	1541
?symv.....	1543
?syr.....	1545
i?max1.....	1547
?sum1.....	1548
?gbtf2.....	1549
?gebd2.....	1550
?gehd2.....	1552
?gelq2.....	1555
?geql2.....	1557
?geqr2.....	1558
?gerq2.....	1560
?gesc2.....	1562
?getc2.....	1563
?getf2.....	1565
?gtts2.....	1566
?isnan.....	1568
?laisnan.....	1568
?labrd.....	1569
?lacn2.....	1572
?lacon.....	1574
?lacpy.....	1576
?ladiv.....	1577
?lae2.....	1578
?laebz.....	1580
?laed0.....	1585
?laed1.....	1588
?laed2.....	1590
?laed3.....	1593
?laed4.....	1595
?laed5.....	1597

?laed6.....	1598
?laed7.....	1599
?laed8.....	1604
?laed9.....	1607
?laeda.....	1609
?laein.....	1611
?laev2.....	1614
?laexc.....	1616
?lag2.....	1618
?lags2.....	1620
?lagtf.....	1622
?lagtm.....	1625
?lagts.....	1627
?lagv2.....	1629
?lahqr.....	1631
?lahrd.....	1634
?lahr2.....	1637
?laic1.....	1640
?lain2.....	1642
?lals0.....	1646
?lalsa.....	1650
?lalsd.....	1654
?lamrg.....	1657
?laneg.....	1658
?langb.....	1659
?lange.....	1661
?langt.....	1662
?lanhs.....	1664
?lansb.....	1665
?lanhb.....	1667
?lansp.....	1669
?lanhp.....	1671

?lanst/?lanht.....	1672
?lansy.....	1674
?lanhe.....	1675
?lantb.....	1677
?lantp.....	1679
?lantr.....	1681
?lanv2.....	1683
?lapll.....	1684
?lapmt.....	1686
?lapy2.....	1687
?lapy3.....	1688
?laqgb.....	1688
?laqge.....	1690
?laqhb.....	1692
?laqp2.....	1694
?laqps.....	1696
?laqr0.....	1698
?laqr1.....	1702
?laqr2.....	1704
?laqr3.....	1708
?laqr4.....	1712
?laqr5.....	1716
?laqsb.....	1720
?laqsp.....	1722
?laqsy.....	1724
?laqtr.....	1726
?lar1v.....	1728
?lar2v.....	1732
?larf.....	1733
?larfb.....	1735
?larfg.....	1737
?larft.....	1739

?larfx.....	1742
?largv.....	1744
?larnv.....	1746
?larra.....	1747
?larrb.....	1749
?larrc.....	1751
?larrd.....	1753
?larre.....	1757
?larrf.....	1761
?larrj.....	1764
?larrk.....	1766
?larr.....	1768
?larrv.....	1769
?lartg.....	1774
?lartv.....	1775
?laruv.....	1777
?larz.....	1778
?larzb.....	1780
?larzt.....	1782
?las2.....	1786
?lascl.....	1787
?lasd0.....	1789
?lasd1.....	1791
?lasd2.....	1794
?lasd3.....	1798
?lasd4.....	1801
?lasd5.....	1803
?lasd6.....	1804
?lasd7.....	1809
?lasd8.....	1813
?lasd9.....	1816
?lasda.....	1818

?lasdq.....	1822
?lasdt.....	1825
?laset.....	1826
?lasq1.....	1827
?lasq2.....	1829
?lasq3.....	1830
?lasq4.....	1832
?lasq5.....	1834
?lasq6.....	1835
?lasr.....	1836
?lasrt.....	1840
?lassq.....	1841
?lasv2.....	1843
?laswp.....	1845
?lasy2.....	1846
?lasyf.....	1848
?lahef.....	1851
?latbs.....	1853
?latdf.....	1856
?latps.....	1858
?latrd.....	1860
?latrs.....	1864
?latrz.....	1869
?lauu2.....	1871
?lauum.....	1872
?org2l/?ung2l.....	1874
?org2r/?ung2r.....	1876
?orgl2/?ungl2.....	1877
?orgr2/?ungr2.....	1879
?orm2l/?unm2l.....	1881
?orm2r/?unm2r.....	1883
?orml2/?unml2.....	1886

?ormr2/?unmr2.....	1888
?ormr3/?unmr3.....	1891
?pbt2.....	1893
?pot2.....	1895
?ptts2.....	1897
?rscl.....	1898
?sygs2/?hegs2.....	1900
?sytd2/?hetd2.....	1902
?sytf2.....	1904
?hetf2.....	1906
?tgex2.....	1908
?tgsy2.....	1910
?trti2.....	1915
clag2z.....	1916
dlag2s.....	1917
slag2d.....	1918
zlag2c.....	1919
?larfp.....	1920
ila?lc.....	1922
ila?lr.....	1923
?gsvj0.....	1924
?gsvj1.....	1927
?sfrk.....	1931
?hfrk.....	1933
?tfsm.....	1935
?lansf.....	1937
?lanhf.....	1939
?tfttp.....	1941
?tfttr.....	1942
?tpttf.....	1944
?tpttr.....	1945
?trttf.....	1947

?trttp.....	1949
?pstf2.....	1950
dlat2s	1952
zlat2c	1954
Utility Functions and Routines.....	1955
ilaver.....	1957
ilaenv.....	1957
iparmq.....	1960
ieeck.....	1963
lsamen.....	1964
?labad.....	1964
?lamch.....	1965
?lamc1.....	1967
?lamc2.....	1967
?lamc3.....	1969
?lamc4.....	1969
?lamc5.....	1970
second/dsecnd.....	1971
chla_transtype.....	1972
iladiag.....	1973
ilaprec.....	1973
ilatrans.....	1974
ilauplo.....	1975
xerbla_array.....	1976

Chapter 6: ScaLAPACK Routines

Overview.....	1979
Routine Naming Conventions.....	1980
Computational Routines.....	1982
Linear Equations.....	1982
Routines for Matrix Factorization.....	1983
p?getrf.....	1984

p?gbtrf.....	1985
p?dbtrf.....	1988
p?potrf.....	1991
p?pbtrf.....	1993
p?pttrf.....	1995
p?dttrf.....	1998
Routines for Solving Systems of Linear Equations.....	2000
p?getrs.....	2001
p?gbtrs.....	2003
p?potrs.....	2006
p?pbtrs.....	2008
p?pttrs.....	2011
p?dttrs.....	2014
p?dbtrs.....	2017
p?trtrs.....	2020
Routines for Estimating the Condition Number.....	2022
p?gecon.....	2023
p?pocon.....	2026
p?trcon.....	2029
Refining the Solution and Estimating Its Error.....	2032
p?gerfs.....	2033
p?porfs.....	2037
p?trrfs.....	2041
Routines for Matrix Inversion.....	2045
p?getri.....	2045
p?potri.....	2048
p?trtri.....	2050
Routines for Matrix Equilibration.....	2051
p?geequ.....	2052
p?poequ.....	2054
Orthogonal Factorizations.....	2057
p?geqrf.....	2057

p?geqpf.....	2060
p?orgqr.....	2063
p?ungqr.....	2065
p?ormqr.....	2068
p?unmqr.....	2071
p?gelqf.....	2075
p?orglq.....	2078
p?unglq.....	2080
p?ormlq.....	2082
p?unmlq.....	2086
p?geqlf.....	2089
p?orgql.....	2092
p?ungql.....	2094
p?ormql.....	2096
p?unmql.....	2100
p?gerqf.....	2104
p?orgrq.....	2106
p?ungrq.....	2109
p?ormrq.....	2111
p?unmrq.....	2115
p?tzrzf.....	2118
p?ormrz.....	2121
p?unmrz.....	2125
p?ggqrf.....	2129
p?ggrqf.....	2134
Symmetric Eigenproblems.....	2139
p?sytrd.....	2140
p?ormtr.....	2144
p?hetrd.....	2148
p?unmtr.....	2152
p?stebz.....	2156
p?stein.....	2160

Nonsymmetric Eigenvalue Problems.....	2165
p?gehrd.....	2166
p?ormhr.....	2170
p?unmhr.....	2173
p?lahqr.....	2177
Singular Value Decomposition.....	2180
p?gebrd.....	2180
p?ormbr.....	2185
p?unmbr.....	2190
Generalized Symmetric-Definite Eigen Problems.....	2195
p?sygst.....	2195
p?hegst.....	2198
Driver Routines.....	2200
p?gesv.....	2201
p?gesvx.....	2203
p?gbsv.....	2210
p?dbsv.....	2213
p?dtsv.....	2216
p?posv.....	2219
p?posvx.....	2221
p?pbsv.....	2229
p?ptsv.....	2232
p?gels.....	2235
p?syev.....	2239
p?syevx.....	2243
p?heevx.....	2251
p?gesvd.....	2259
p?sygvx.....	2265
p?hegvx.....	2274

Chapter 7: ScaLAPACK Auxiliary and Utility Routines

Auxiliary Routines.....	2285
-------------------------	------

p?lacgv.....	2292
p?max1.....	2293
?combamax1.....	2294
p?sum1.....	2295
p?dbtrsv.....	2296
p?dttrsv.....	2300
p?gebd2.....	2304
p?gehd2.....	2308
p?gelq2.....	2311
p?geql2.....	2314
p?geqr2.....	2317
p?gerq2.....	2320
p?getf2.....	2323
p?labrd.....	2325
p?lacon.....	2330
p?laconsb.....	2332
p?lACP2.....	2333
p?lACP3.....	2335
p?lAcPy.....	2337
p?laevswp.....	2339
p?lahrd.....	2341
p?laiect.....	2344
p?lange.....	2346
p?lanhs.....	2348
p?lansy, p?lanhe.....	2350
p?lantr.....	2352
p?lapiv.....	2355
p?laqge.....	2359
p?laqsy.....	2361
p?lared1d.....	2364
p?lared2d.....	2365
p?larf.....	2367

p?larfb.....	2371
p?larfc.....	2375
p?larfg.....	2378
p?larft.....	2380
p?larz.....	2383
p?larzb.....	2387
p?larzc.....	2392
p?larzt.....	2396
p?lascl.....	2400
p?laset.....	2402
p?lasmsub.....	2404
p?lassq.....	2405
p?laswp.....	2408
p?latra.....	2410
p?latrd.....	2411
p?latrs.....	2415
p?latrz.....	2418
p?lauu2.....	2421
p?lauum.....	2423
p?lawil.....	2424
p?org2l/p?ung2l.....	2425
p?org2r/p?ung2r.....	2428
p?orgl2/p?ungl2.....	2431
p?orgr2/p?ungr2.....	2434
p?orm2l/p?unm2l.....	2437
p?orm2r/p?unm2r.....	2441
p?orml2/p?unml2.....	2445
p?ormr2/p?unmr2.....	2450
p?pbtrsv.....	2454
p?pttrsv.....	2459
p?potf2.....	2463
p?rscl.....	2465

p?sygs2/p?hegs2.....	2466
p?syt2/p?hetd2.....	2469
p?trti2.....	2473
?lamsh.....	2475
?laref.....	2477
?lasorte.....	2479
?lasrt2.....	2480
?stein2.....	2481
?dbtf2.....	2484
?dbtrf.....	2486
?dttrf.....	2488
?dttrsv.....	2489
?pttrsv.....	2491
?steqr2.....	2493
Utility Functions and Routines.....	2495
p?labad.....	2495
p?lachkieee.....	2496
p?lamch.....	2497
p?lasnbt.....	2499
pxerbla.....	2500

Chapter 8: Sparse Solver Routines

PARDISO* - Parallel Direct Sparse Solver Interface.....	2501
pardiso.....	2502
Direct Sparse Solver (DSS) Interface Routines.....	2525
DSS Interface Description.....	2527
dss_create.....	2528
dss_define_structure.....	2530
dss_reorder.....	2532
dss_factor_real, dss_factor_complex.....	2533
dss_solve_real, dss_solve_complex.....	2535
dss_delete.....	2536

dss_statistics.....	2537
mkl_cvt_to_null_terminated_str.....	2541
Implementation Details.....	2541
Iterative Sparse Solvers based on Reverse Communication Interface (RCI ISS).....	2543
CG Interface Description.....	2548
FGMRES Interface Description.....	2554
dcg_init.....	2563
dcg_check.....	2564
dcg.....	2566
dcg_get.....	2568
dcgmrhs_init.....	2569
dcgmrhs_check.....	2570
dcgmrhs.....	2572
dcgmrhs_get.....	2574
dfgmres_init.....	2575
dfgmres_check.....	2577
dfgmres.....	2578
dfgmres_get.....	2581
Implementation Details.....	2582
Preconditioners based on Incomplete LU Factorization Technique...	2583
ILU0 and ILUT Preconditioners Interface Description.....	2586
dcsrilu0.....	2588
dcsrilut.....	2592
Calling Sparse Solver and Preconditioner Routines from C/C++.....	2597

Chapter 9: Vector Mathematical Functions

Data Types and Accuracy Modes.....	2601
Function Naming Conventions.....	2602
Functions Interface.....	2603
VML Mathematical Functions.....	2603
Pack Functions.....	2603

Unpack Functions.....	2604
Service Functions.....	2604
Input Parameters.....	2605
Output Parameters.....	2605
Vector Indexing Methods.....	2606
Error Diagnostics.....	2606
VML Mathematical Functions.....	2607
Special Value Notations.....	2609
Arithmetic Functions.....	2610
v?Add.....	2610
v?Sub.....	2613
v?Sqr.....	2615
v?Mul.....	2617
v?MulByConj.....	2620
v?Conj.....	2622
v?Abs.....	2624
v?Arg.....	2626
Power and Root Functions.....	2629
v?Inv.....	2629
v?Div.....	2631
v?Sqrt.....	2634
v?InvSqrt.....	2637
v?Cbrt.....	2639
v?InvCbrt.....	2640
v?Pow2o3.....	2642
v?Pow3o2.....	2644
v?Pow.....	2646
v?Powx.....	2651
v?Hypot.....	2654
Exponential and Logarithmic Functions.....	2656
v?Exp.....	2656
v?Expn1.....	2660

v?Ln.....	2662
v?Log10.....	2665
v?Log1p.....	2669
Trigonometric Functions.....	2671
v?Cos.....	2671
v?Sin.....	2673
v?SinCos.....	2676
v?CIS.....	2678
v?Tan.....	2681
v?Acos.....	2683
v?Asin.....	2687
v?Atan.....	2689
v?Atan2.....	2692
Hyperbolic Functions.....	2695
v?Cosh.....	2695
v?Sinh.....	2699
v?Tanh.....	2702
v?Acosh.....	2706
v?Asinh.....	2709
v?Atanh.....	2712
Special Functions.....	2716
v?Erf.....	2716
v?Erfc.....	2720
v?CdfNorm.....	2722
v?ErfInv.....	2725
v?ErfcInv.....	2729
v?CdfNormInv.....	2732
Rounding Functions.....	2734
v?Floor.....	2734
v?Ceil.....	2736
v?Trunc.....	2738
v?Round.....	2740

v?NearbyInt.....	2742
v?Rint.....	2744
v?Modf.....	2746
VML Pack/Unpack Functions.....	2748
v?Pack.....	2748
v?Unpack.....	2751
VML Service Functions.....	2754
SetMode.....	2754
GetMode.....	2757
SetErrStatus.....	2758
GetErrStatus.....	2760
ClearErrStatus.....	2760
SetErrorCallBack.....	2761
GetErrorCallBack.....	2765
ClearErrorCallBack.....	2765

Chapter 10: Statistical Functions

Random Number Generators.....	2767
Conventions.....	2768
Mathematical Notation.....	2769
Naming Conventions.....	2770
Basic Generators.....	2775
BRNG Parameter Definition.....	2777
Random Streams.....	2778
Data Types.....	2779
Error Reporting.....	2779
VSL Usage Model.....	2781
Service Routines.....	2783
NewStream.....	2785
NewStreamEx.....	2786
iNewAbstractStream.....	2788
dNewAbstractStream.....	2791

sNewAbstractStream.....	2795
DeleteStream.....	2798
CopyStream.....	2799
CopyStreamState.....	2800
SaveStreamF.....	2802
LoadStreamF.....	2804
LeapfrogStream.....	2805
SkipAheadStream.....	2810
GetStreamStateBrng.....	2814
GetNumRegBrngs.....	2815
Distribution Generators.....	2815
Continuous Distributions.....	2818
Discrete Distributions.....	2868
Advanced Service Routines.....	2891
Data types.....	2892
RegisterBrng.....	2894
GetBrngProperties.....	2895
Formats for User-Designed Generators.....	2896
Convolution and Correlation.....	2901
Overview.....	2901
Naming Conventions.....	2902
Data Types.....	2903
Parameters.....	2904
Task Status and Error Reporting.....	2907
Task Constructors.....	2909
NewTask.....	2910
NewTask1D.....	2914
NewTaskX.....	2917
NewTaskX1D.....	2922
Task Editors.....	2927
SetMode.....	2928
SetInternalPrecision.....	2930

SetStart.....	2932
SetDecimation.....	2934
Task Execution Routines.....	2936
Exec.....	2937
Exec1D.....	2942
ExecX.....	2947
ExecX1D.....	2953
Task Destructors.....	2958
DeleteTask.....	2958
Task Copy.....	2960
CopyTask.....	2960
Usage Examples.....	2962
Mathematical Notation and Definitions.....	2966
Data Allocation.....	2967

Chapter 11: Fourier Transform Functions

FFT Functions.....	2972
Computing FFT.....	2973
FFT Interface.....	2974
Status Checking Functions.....	2975
ErrorClass.....	2976
ErrorMessage.....	2978
Descriptor Manipulation Functions.....	2979
CreateDescriptor.....	2980
CommitDescriptor.....	2982
CopyDescriptor.....	2984
FreeDescriptor.....	2985
FFT Computation Functions.....	2987
ComputeForward.....	2987
ComputeBackward.....	2989
Descriptor Configuration Functions.....	2991
SetValue.....	2991

GetValue.....	2994
Configuration Settings.....	2997
Precision of transform.....	3002
Forward domain of transform.....	3002
Transform dimension and lengths.....	3004
Number of transforms.....	3004
Scale.....	3004
Placement of result.....	3004
Packed formats.....	3005
Storage schemes.....	3010
Number of user threads.....	3021
Input and output distances.....	3022
Strides.....	3023
Ordering.....	3026
Transposition.....	3027
Cluster FFT Functions.....	3027
Computing Cluster FFT.....	3029
Distributing Data among Processes.....	3030
Cluster FFT Interface.....	3033
Descriptor Manipulation Functions.....	3034
CreateDescriptorDM.....	3034
CommitDescriptorDM.....	3036
FreeDescriptorDM.....	3038
FFT Computation Functions.....	3039
ComputeForwardDM.....	3039
ComputeBackwardDM.....	3043
Descriptor Configuration Functions.....	3046
SetValueDM.....	3046
GetValueDM.....	3050
Error Codes.....	3054

Chapter 12: PBLAS Routines

Overview.....	3055
Routine Naming Conventions.....	3056
PBLAS Level 1 Routines.....	3058
p?amax.....	3059
p?asum.....	3060
p?axpy.....	3062
p?copy.....	3063
p?dot.....	3065
p?dotc.....	3067
p?dotu.....	3068
p?nrm2.....	3070
p?scal.....	3071
p?swap.....	3072
PBLAS Level 2 Routines.....	3074
p?gemv.....	3075
p?ger.....	3078
p?gerc.....	3080
p?geru.....	3082
p?hemv.....	3084
p?her.....	3087
p?her2.....	3089
p?symv.....	3091
p?syr.....	3094
p?syr2.....	3096
p?trmv.....	3099
p?trsv.....	3101
PBLAS Level 3 Routines.....	3103
p?gemm.....	3104
p?hemm.....	3107
p?hemm.....	3110
p?herk.....	3113
p?her2k.....	3115

p?symm.....	3118
p?syrk.....	3121
p?syr2k.....	3124
p?tran.....	3127
p?tranu.....	3129
p?tranc.....	3130
p?trmm.....	3132
p?trsm.....	3135

Chapter 13: Partial Differential Equations Support

Trigonometric Transform Routines.....	3139
Transforms Implemented.....	3140
Sequence of Invoking TT Routines.....	3142
Interface Description.....	3145
TT Routines.....	3146
?_init_trig_transform.....	3146
?_commit_trig_transform.....	3147
?_forward_trig_transform.....	3150
?_backward_trig_transform.....	3152
free_trig_transform.....	3155
Common Parameters.....	3156
Implementation Details.....	3160
Poisson Library Routines	3164
Poisson Library Implemented.....	3165
Sequence of Invoking PL Routines.....	3173
Interface Description.....	3176
PL Routines for the Cartesian Solver.....	3177
?_init_Helmholtz_2D/?_init_Helmholtz_3D.....	3177
?_commit_Helmholtz_2D/?_commit_Helmholtz_3D....	3180
?_Helmholtz_2D/?_Helmholtz_3D.....	3186
free_Helmholtz_2D/free_Helmholtz_3D.....	3192
PL Routines for the Spherical Solver.....	3193

?_init_sph_p/?_init_sph_np.....	3193
?_commit_sph_p/?_commit_sph_np.....	3196
?_sph_p/?_sph_np.....	3198
free_sph_p/free_sph_np.....	3201
Common Parameters.....	3202
Implementation Details.....	3211
Calling PDE Support Routines from Fortran 90.....	3225

Chapter 14: Nonlinear Optimization Problem Solvers

Organization and Implementation.....	3228
Nonlinear Least Squares Problem without Constraints.....	3229
dtrnlsp_init.....	3230
dtrnlsp_solve.....	3231
dtrnlsp_get.....	3233
dtrnlsp_delete.....	3235
Nonlinear Least Squares Problem with Linear (Bound) Constraints..	3235
dtrnlspbc_init.....	3236
dtrnlspbc_solve.....	3238
dtrnlspbc_get.....	3239
dtrnlspbc_delete.....	3241
Jacobi Matrix Calculation Routines.....	3241
djacobi_init.....	3242
djacobi_solve.....	3243
djacobi_delete.....	3244
djacobi.....	3245
djacobix.....	3246

Chapter 15: Support Functions

Version Information Functions.....	3251
mkl_get_version.....	3252
mkl_get_version_string.....	3254
Threading Control Functions.....	3255
mkl_set_num_threads.....	3256

mkl_domain_set_num_threads.....	3257
mkl_set_dynamic.....	3259
mkl_get_max_threads.....	3260
mkl_domain_get_max_threads.....	3260
mkl_get_dynamic.....	3261
Error Handling Functions.....	3262
xerbla.....	3262
pxerbla.....	3264
Equality Test Functions.....	3265
lsame.....	3265
lsamen.....	3266
Timing Functions.....	3267
second/dsecnd.....	3267
mkl_get_cpu_clocks.....	3268
mkl_get_cpu_frequency.....	3269
mkl_set_cpu_frequency.....	3270
Memory Functions.....	3271
mkl_free_buffers.....	3272
mkl_thread_free_buffers.....	3274
mkl_mem_stat.....	3274
mkl_malloc.....	3275
mkl_free.....	3276
Memory Functions Usage Example.....	3277
Miscellaneous Utility Functions.....	3279
mkl_progress.....	3279
mkl_enable_instructions.....	3282

Chapter 16: BLACS Routines

Matrix Shapes.....	3285
BLACS Combine Operations.....	3286
?gamx2d.....	3288
?gamn2d.....	3290

?gsum2d.....	3292
BLACS Point To Point Communication.....	3293
?gesd2d.....	3297
?trsd2d.....	3298
?gerv2d.....	3299
?trrv2d.....	3300
BLACS Broadcast Routines.....	3301
?gebs2d.....	3302
?trbs2d.....	3303
?gebr2d.....	3304
?trbr2d.....	3305
BLACS Support Routines.....	3306
Initialization Routines.....	3306
blacs_pinfo.....	3307
blacs_setup.....	3308
blacs_get.....	3309
blacs_set.....	3310
blacs_gridinit.....	3312
blacs_gridmap.....	3313
Destruction Routines.....	3315
blacs_freebuff.....	3315
blacs_gridexit.....	3316
blacs_abort.....	3316
blacs_exit.....	3317
Informational Routines.....	3318
blacs_gridinfo.....	3318
blacs_pnum.....	3319
blacs_pcoord.....	3320
Miscellaneous Routines.....	3320
blacs_barrier.....	3321
BLACS Routines Usage Example.....	3322

Appendix A: Linear Solvers Basics

Sparse Linear Systems.....	3341
Matrix Fundamentals.....	3342
Direct Method.....	3343
Sparse Matrix Storage Formats.....	3348

Appendix B: Routine and Function Arguments

Vector Arguments in BLAS.....	3363
Vector Arguments in VML.....	3364
Matrix Arguments.....	3365

Appendix C: Code Examples

BLAS Code Examples.....	3373
Fourier Transform Functions Code Examples.....	3377
FFT Code Examples.....	3377
Examples of Using Multi-Threading for FFT Computation.....	3386
Examples for Cluster FFT Functions.....	3390
Auxiliary Data Transformations.....	3391

Appendix D: CBLAS Interface to the BLAS

CBLAS Arguments.....	3395
Level 1 CBLAS.....	3396
Level 2 CBLAS.....	3399
Level 3 CBLAS.....	3405
Sparse CBLAS.....	3408

**Appendix E: Specific Features of Fortran 95 Interfaces for
LAPACK Routines**

Interfaces Identical to Netlib.....	3411
Interfaces with Replaced Argument Names.....	3413
Modified Netlib Interfaces.....	3415

Interfaces Absent From Netlib.....	3416
Interfaces of New Functionality.....	3419

Appendix F: FFTW Interface to Intel® Math Kernel Library

Notational Conventions.....	3421
FFTW2 Interface to Intel(R) Math Kernel Library.....	3421
Wrappers Reference.....	3421
Complex Fast Fourier Transforms.....	3422
Real Fast Fourier Transforms.....	3423
Wisdom Wrappers.....	3423
Memory Allocation.....	3423
Parallel Mode.....	3424
Calling Wrappers from Fortran.....	3424
Installation.....	3425
Creating the Wrapper Library.....	3425
Application Assembling	3426
Running Examples	3426
MPI FFTW	3427
MPI FFTW Wrappers Reference.....	3427
Creating MPI FFTW Wrapper Library.....	3429
Application Assembling with MPI FFTW Wrapper Library	3429
Running Examples	3430
FFTW3 Interface to Intel® Math Kernel Library.....	3431
Using FFTW3 Wrappers.....	3431
Calling Wrappers from Fortran.....	3434
Building Your Own Wrapper Library.....	3434
Building an Application.....	3435
Running Examples	3436

Bibliography

Glossary

Index

Overview

1

Introducing the Intel® Math Kernel Library

The Intel® Math Kernel Library (Intel® MKL) enables improving performance of scientific, engineering, and financial software that solves large computational problems. Intel MKL provides a set of linear algebra routines, fast Fourier transforms, as well as vectorized math and random number generation functions, all optimized for the latest Intel® processors, including processors with multiple cores (see the *Intel MKL Release Notes* for the full list of supported processors). Intel MKL also performs well on non-Intel processors.

Intel MKL is thread-safe and extensively threaded using the OpenMP* technology.

Getting Help and Support

Getting Help

The online version of the Intel® Math Kernel Library (Intel® MKL) Reference Manual integrates into the Microsoft Visual Studio* development system help on Windows* OS or into the Eclipse* development system help on Linux* OS. For information on how to use the online help, see the online version of the Reference Manual.

Getting Technical Support

Intel MKL provides a product web site that offers timely and comprehensive product information, including product features, white papers, and technical articles. For the latest information, check: <http://www.intel.com/software/products/support>.

Intel also provides a support web site that contains a rich repository of self help information, including getting started tips, known product issues, product errata, license information, user forums, and more (visit <http://www.intel.com/software/products/>).

Registering your product entitles you to one year of technical support and product updates through Intel® Premier Support. Intel Premier Support is an interactive issue management and communication web site providing these services:

- Submit issues and review their status.
- Download product updates anytime of the day.

To register your product, contact Intel, or seek product support, please visit <http://www.intel.com/software/products/support>.

What's New

This Reference Manual documents Intel® Math Kernel Library (Intel® MKL) 10.2 Update 3.

The following function domains have been updated in Intel MKL 10.2 with new functions or enhancements to the existing functionality, reflected in the function descriptions and code examples provided in the manual:

- LAPACK (see [LAPACK Routines: Linear Equations](#), [LAPACK Routines: Least Squares and Eigenvalue Problems](#), [LAPACK Auxiliary and Utility Routines](#)), to reflect LAPACK 3.2 update
- Sparse BLAS (see [BLAS and Sparse BLAS Routines](#)), with new flavors for `?gemm` function
- Sparse Solvers (see [Sparse Solver Routines](#))
- Fast Fourier Transforms (see [Fourier Transform Functions](#))
- Optimization Solvers (see [Optimization Solver Routines](#))
- Support Functions (see [Support Functions](#))

FFTW3 wrappers have been integrated into Intel MKL (see [FFTW3 Interface to Intel® Math Kernel Library](#)).

VML description has been updated with information on special values (see [Vector Mathematical Functions](#)).

For MKL 10.2 Update 2,

- the frontmatter of the manual has been restructured for cross-product consistency and better reading
- [Chapter 14](#) has been modified and the Appendix on Optimization Solvers Basics has been removed
- several minor bugs have been fixed.

For MKL 10.2 Update 3,

- code examples duplicated from the `examples` folder of the library have been removed from [Appendix C](#).
- the [PARDISO solver](#) description has been updated.

Notational Conventions

This manual uses the following terms to refer to operating systems:

Windows* OS	This term refers to information that is valid on all supported Windows* operating systems.
Linux* OS	This term refers to information that is valid on all supported Linux* operating systems.
Mac OS* X	This term refers to information that is valid on Intel®-based systems running the Mac OS* X operating system.

This manual uses the following notational conventions:

- Routine name shorthand (for example, `?ungqr` instead of `cungqr/zungqr`).
- Font conventions used for distinction between the text and the code.

Routine Name Shorthand

For shorthand, names that contain a question mark "?" represent groups of routines with similar functionality. Each group typically consists of routines used with four basic data types: single-precision real, double-precision real, single-precision complex, and double-precision complex. The question mark is used to indicate any or all possible varieties of a function; for example:

<code>?swap</code>	Refers to all four data types of the vector-vector <code>?swap</code> routine: <code>sswap</code> , <code>dswap</code> , <code>cswap</code> , and <code>zswap</code> .
--------------------	--

Font Conventions

The following font conventions are used:

UPPERCASE COURIER	Data type used in the description of input and output parameters for Fortran interface. For example, <code>CHARACTER*1</code> .
lowercase courier	Code examples: <code>a(k+i,j) = matrix(i,j)</code> and data types for C interface, for example, <code>const float*</code>
lowercase courier mixed with UpperCase courier	Function names for C interface, for example, <code>vmlSetMode</code>

<i>lowercase courier</i>	Variables in arguments and parameters description. For example, <i>incx</i> .
<i>italic</i>	
*	Used as a multiplication symbol in code examples and equations and where required by the Fortran syntax.

Function Domains

The Intel® Math Kernel Library includes Fortran routines and functions optimized for Intel® processor-based computers running operating systems that support multiprocessing. In addition to the Fortran interface, Intel MKL includes a C-language interface for the Discrete Fourier transform functions, as well as for the Vector Mathematical Library and Vector Statistical Library functions. For hardware and software requirements to use Intel MKL, see *Intel® MKL Release Notes*.

The Intel® Math Kernel Library includes the following groups of routines:

- Basic Linear Algebra Subprograms (BLAS):
 - vector operations
 - matrix-vector operations
 - matrix-matrix operations
- Sparse BLAS Level 1, 2, and 3 (basic operations on sparse vectors and matrices)
- LAPACK routines for solving systems of linear equations
- LAPACK routines for solving least squares problems, eigenvalue and singular value problems, and Sylvester's equations
- Auxiliary and utility LAPACK routines
- ScaLAPACK computational, driver and auxiliary routines (only in Intel MKL for Linux* and Windows* operating systems)
- PBLAS routines for distributed vector, matrix-vector, and matrix-matrix operation
- Direct and Iterative Sparse Solver routines
- Vector Mathematical Library (VML) functions for computing core mathematical functions on vector arguments (with Fortran and C interfaces)
- Vector Statistical Library (VSL) functions for generating vectors of pseudorandom numbers with different types of statistical distributions and for performing convolution and correlation computations
- General Fast Fourier Transform (FFT) Functions, providing fast computation of Discrete Fourier Transform via the FFT algorithms and having Fortran and C interfaces

- Cluster FFT functions (only in Intel MKL for Linux* and Windows* operating systems)
- Tools for solving partial differential equations - trigonometric transform routines and Poisson solver
- Optimization Solver routines for solving nonlinear least squares problems through the Trust-Region (TR) algorithms and computing Jacobi matrix by central differences
- Basic Linear Algebra Communication Subprograms (BLACS) that are used to support a linear algebra oriented message passing interface
- GMP arithmetic functions

For specific issues on using the library, also see the *Intel® MKL Release Notes*.

BLAS Routines

The BLAS routines and functions are divided into the following groups according to the operations they perform:

- [BLAS Level 1 Routines](#) perform operations of both addition and reduction on vectors of data. Typical operations include scaling and dot products.
- [BLAS Level 2 Routines](#) perform matrix-vector operations, such as matrix-vector multiplication, rank-1 and rank-2 matrix updates, and solution of triangular systems.
- [BLAS Level 3 Routines](#) perform matrix-matrix operations, such as matrix-matrix multiplication, rank-k update, and solution of triangular systems.

Starting from release 8.0, Intel® MKL also supports Fortran 95 interface to the BLAS routines.

Starting from release 10.1, a number of [BLAS-like Extensions](#) are added to enable the user to perform certain data manipulation, including matrix in-place and out-of-place transposition operations combined with simple matrix arithmetic operations.

Sparse BLAS Routines

The [Sparse BLAS Level 1 Routines and Functions](#) and [Sparse BLAS Level 2 Routines and Level 3 routines](#) and functions operate on sparse vectors and matrices. These routines perform vector operations similar to the BLAS Level 1, 2, and 3 routines. The Sparse BLAS routines take advantage of vector and matrix sparsity: they allow you to store only non-zero elements of vectors and matrices. Intel MKL also supports Fortran 95 interface to Sparse BLAS routines.

LAPACK Routines

The Intel® Math Kernel Library fully supports LAPACK 3.1 set of computational, driver, auxiliary and utility routines.

The original versions of LAPACK from which that part of Intel MKL was derived can be obtained from <http://www.netlib.org/lapack/index.html>. The authors of LAPACK are E. Anderson, Z. Bai, C. Bischof, S. Blackford, J. Demmel, J. Dongarra, J. Du Croz, A. Greenbaum, S. Hammarling, A. McKenney, and D. Sorensen.

The LAPACK routines can be divided into the following groups according to the operations they perform:

- Routines for solving systems of linear equations, factoring and inverting matrices, and estimating condition numbers (see [Chapter 3](#)).
- Routines for solving least squares problems, eigenvalue and singular value problems, and Sylvester's equations (see [Chapter 4](#)).
- Auxiliary and utility routines used to perform certain subtasks, common low-level computation or related tasks (see [Chapter 5](#)).

Starting from release 8.0, Intel MKL also supports Fortran 95 interface to LAPACK computational and driver routines. This interface provides an opportunity for simplified calls of LAPACK routines with fewer required arguments.

ScaLAPACK Routines

The ScaLAPACK package (included only with the Intel® MKL versions for Linux* and Windows* operating systems, see [Chapter 6](#) and [Chapter 7](#)) runs on distributed-memory architectures and includes routines for solving systems of linear equations, solving linear least squares problems, eigenvalue and singular value problems, as well as performing a number of related computational tasks.

The original versions of ScaLAPACK from which that part of Intel MKL was derived can be obtained from <http://www.netlib.org/scalapack/index.html>. The authors of ScaLAPACK are L. Blackford, J. Choi, A. Cleary, E. D'Azevedo, J. Demmel, I. Dhillon, J. Dongarra, S. Hammarling, G. Henry, A. Petitet, K. Stanley, D. Walker, and R. Whaley.

The Intel MKL version of ScaLAPACK is optimized for Intel® processors and uses MPICH version of MPI as well as Intel MPI.

PBLAS Routines

The PBLAS routines perform operations with distributed vectors and matrices.

- [PBLAS Level 1 Routines](#) perform operations of both addition and reduction on vectors of data. Typical operations include scaling and dot products.
- [PBLAS Level 2 Routines](#) perform distributed matrix-vector operations, such as matrix-vector multiplication, rank-1 and rank-2 matrix updates, and solution of triangular systems.
- [PBLAS Level 3 Routines](#) perform distributed matrix-matrix operations, such as matrix-matrix multiplication, rank-k update, and solution of triangular systems.

Intel MKL provides the PBLAS routines with interface similar to the interface used in the Netlib PBLAS (part of the ScaLAPACK package, see http://www.netlib.org/scalapack/html/pblas_qref.html).

Sparse Solver Routines

Direct sparse solver routines in Intel MKL (see [Chapter 8](#)) solve symmetric and symmetrically-structured sparse matrices with real or complex coefficients. For symmetric matrices, these Intel MKL subroutines can solve both positive-definite and indefinite systems. Intel MKL includes the PARDISO* sparse solver interface as well as an alternative set of user callable direct sparse solver routines.

If you use the sparse solver PARDISO* from Intel MKL, please cite:

O.Schenk and K.Gärtner. Solving unsymmetric sparse systems of linear equations with PARDISO. J. of Future Generation Computer Systems, 20(3):475-487, 2004.

Intel MKL provides also an iterative sparse solver (see [Chapter 8](#)) that uses Sparse BLAS level 2 and 3 routines and works with different sparse data formats.

VML Functions

The Vector Mathematical Library (VML) functions (see [Chapter 9](#)) include a set of highly optimized implementations of certain computationally expensive core mathematical functions (power, trigonometric, exponential, hyperbolic, etc.) that operate on vectors of real and complex numbers.

Application programs that might significantly improve performance with VML include nonlinear programming software, integrals computation, and many others. VML provides interfaces both for Fortran and C languages.

Statistical Functions

The Vector Statistical Library (VSL) contains two sets of functions (see [Chapter 10](#)):

- The first set includes a collection of pseudo- and quasi-random number generator subroutines implementing basic continuous and discrete distributions. To provide best performance, the VSL subroutines use calls to highly optimized Basic Random Number Generators (BRNGs) and a library of vector mathematical functions.
- The second set includes a collection of routines that implement a wide variety of convolution and correlation operations.

Fourier Transform Functions

The Intel® MKL multidimensional Fast Fourier Transform (FFT) functions with mixed radix support (see [Chapter 11](#)) provide uniformity of discrete Fourier transform computation and combine functionality with ease of use. Both Fortran and C interface specification are given. There is also a cluster version of FFT functions, which runs on distributed-memory architectures and is provided only in Intel MKL versions for the Linux* and Windows* operating systems.

The FFT functions provide fast computation via the FFT algorithms for arbitrary lengths. See *the Intel MKL User's Guide* for the specific radices supported.

Partial Differential Equations Support

Intel® MKL provides tools for solving Partial Differential Equations (PDE) (see [Chapter 13](#)). These tools are Trigonometric Transform interface routines and Poisson Library.

The Trigonometric Transform routines may be helpful to users who implement their own solvers similar to the solver that the Poisson Library provides. The users can improve performance of their solvers by using fast sine, cosine, and staggered cosine transforms implemented in the Trigonometric Transform interface.

The Poisson Library is designed for fast solving of simple Helmholtz, Poisson, and Laplace problems. The Trigonometric Transform interface, which underlies the solver, is based on the Intel MKL FFT interface (refer to [Chapter 11](#)), optimized for Intel® processors.

Optimization Solver Routines

Intel® MKL provides Optimization Solver routines (see [Chapter 14](#)) that can be used to solve nonlinear least squares problems with or without linear (bound) constraints through the Trust-Region (TR) algorithms and compute Jacobi matrix by central differences.

Support Functions

The Intel® MKL support functions (see [Chapter 15](#)) are used to support the operation of the Intel MKL software and provide basic information on the library and library operation, such as the current library version, timing, setting and measuring of CPU frequency, error handling, and memory allocation.

Starting from release 10.0, the Intel MKL support functions provide additional threading control.

Starting from release 10.1, Intel MKL selectively supports a *Progress Routine* feature to track progress of a lengthy computation and/or interrupt the computation using a callback function mechanism. The user application can define a function called `mkl_progress` that is regularly called from the Intel MKL routine supporting the progress routine feature. See [the Progress Routines](#) section in [Chapter 15](#) for reference. Refer to a specific LAPACK or DSS/PARDISO function description to see whether the function supports this feature or not.

BLACS Routines

The Intel® Math Kernel Library implements routines from the BLACS (Basic Linear Algebra Communication Subprograms) package (see [Chapter 16](#)) that are used to support a linear algebra oriented message passing interface that may be implemented efficiently and uniformly across a large range of distributed memory platforms.

The original versions of BLACS from which that part of Intel MKL was derived can be obtained from <http://www.netlib.org/blacs/index.html>. The authors of BLACS are Jack Dongarra and R. Clint Whaley.

GMP Arithmetic Functions

Intel® MKL implementation of GMP arithmetic functions includes arbitrary precision arithmetic operations on integer numbers. The interfaces of such functions fully match the GNU Multiple Precision (GMP) Arithmetic Library.

Performance Enhancements

The Intel® Math Kernel Library has been optimized by exploiting both processor and system features and capabilities. Special care has been given to those routines that most profit from cache-management techniques. These especially include matrix-matrix operation routines such as `dgemm()`.

In addition, code optimization techniques have been applied to minimize dependencies of scheduling integer and floating-point units on the results within the processor.

The major optimization techniques used throughout the library include:

- Loop unrolling to minimize loop management costs
- Blocking of data to improve data reuse opportunities
- Copying to reduce chances of data eviction from cache
- Data prefetching to help hide memory latency
- Multiple simultaneous operations (for example, dot products in `dgemm`) to eliminate stalls due to arithmetic unit pipelines
- Use of hardware features such as the SIMD arithmetic units, where appropriate

These are techniques from which the arithmetic code benefits the most.

Parallelism

In addition to the performance enhancements discussed above, Intel® MKL offers performance gains through parallelism provided by the symmetric multiprocessing performance (SMP) feature. You can obtain improvements from SMP in the following ways:

- One way is based on user-managed threads in the program and further distribution of the operations over the threads based on data decomposition, domain decomposition, control decomposition, or some other parallelizing technique. Each thread can use any of the Intel MKL functions (except for the deprecated `?lacon` LAPACK routine) because the library has been designed to be thread-safe.
- Another method is to use the FFT and BLAS level 3 routines. They have been parallelized and require no alterations of your application to gain the performance enhancements of multiprocessing. Performance using multiple processors on the level 3 BLAS shows excellent scaling. Since the threads are called and managed within the library, the application does not need to be recompiled thread-safe (see also [Fortran 95 Interface Conventions](#) in Chapter 2).

- Yet another method is to use *tuned LAPACK routines*. Currently these include the single- and double precision flavors of routines for *QR* factorization of general matrices, triangular factorization of general and symmetric positive-definite matrices, solving systems of equations with such matrices, as well as solving symmetric eigenvalue problems.

For instructions on setting the number of available processors for the BLAS level 3 and LAPACK routines, see *Intel® MKL User's Guide*.

BLAS and Sparse BLAS Routines

2

This chapter describes the Intel® Math Kernel Library implementation of the BLAS and Sparse BLAS routines, and BLAS-like extensions. The routine descriptions are arranged in several sections according to the BLAS level of operation:

- [BLAS Level 1 Routines](#) (vector-vector operations)
- [BLAS Level 2 Routines](#) (matrix-vector operations)
- [BLAS Level 3 Routines](#) (matrix-matrix operations)
- [Sparse BLAS Level 1 Routines](#) (vector-vector operations).
- [Sparse BLAS Level 2 and Level 3 Routines](#) (matrix-vector and matrix-matrix operations)
- [BLAS-like Extensions](#)

Each section presents the routine and function group descriptions in alphabetical order by routine or function group name; for example, the `?asum` group, the `?axpy` group. The question mark in the group name corresponds to different character codes indicating the data type (`s`, `d`, `c`, and `z` or their combination); see [Routine Naming Conventions](#).

When BLAS or Sparse BLAS routines encounter an error, they call the error reporting routine `xerbla`.

In BLAS Level 1 groups `i?amax` and `i?amin`, an “i” is placed before the data-type indicator and corresponds to the index of an element in the vector. These groups are placed in the end of the BLAS Level 1 section.

BLAS Routines

Routine Naming Conventions

BLAS routine names have the following structure:

`<character> <name> <mod> ()`

The `<character>` field indicates the data type:

s	real, single precision
c	complex, single precision
d	real, double precision
z	complex, double precision

Some routines and functions can have combined character codes, such as `sc` or `dz`.

For example, the function `scasum` uses a complex input array and returns a real value.

The `<name>` field, in BLAS level 1, indicates the operation type. For example, the BLAS level 1 routines `?dot`, `?rot`, `?swap` compute a vector dot product, vector rotation, and vector swap, respectively.

In BLAS level 2 and 3, `<name>` reflects the matrix argument type:

<code>ge</code>	general matrix
<code>gb</code>	general band matrix
<code>sy</code>	symmetric matrix
<code>sp</code>	symmetric matrix (packed storage)
<code>sb</code>	symmetric band matrix
<code>he</code>	Hermitian matrix
<code>hp</code>	Hermitian matrix (packed storage)
<code>hb</code>	Hermitian band matrix
<code>tr</code>	triangular matrix
<code>tp</code>	triangular matrix (packed storage)
<code>tb</code>	triangular band matrix.

The `<mod>` field, if present, provides additional details of the operation. BLAS level 1 names can have the following characters in the `<mod>` field:

<code>c</code>	conjugated vector
<code>u</code>	unconjugated vector
<code>g</code>	Givens rotation.

BLAS level 2 names can have the following characters in the `<mod>` field:

<code>mv</code>	matrix-vector product
<code>sv</code>	solving a system of linear equations with matrix-vector operations
<code>r</code>	rank-1 update of a matrix
<code>r2</code>	rank-2 update of a matrix.

BLAS level 3 names can have the following characters in the `<mod>` field:

<code>mm</code>	matrix-matrix product
<code>sm</code>	solving a system of linear equations with matrix-matrix operations
<code>rk</code>	rank- k update of a matrix
<code>r2k</code>	rank- $2k$ update of a matrix.

The examples below illustrate how to interpret BLAS routine names:

<code>ddot</code>	<code><d> <dot></code> : double-precision real vector-vector dot product
<code>cdotc</code>	<code><c> <dot> <c></code> : complex vector-vector dot product, conjugated
<code>scasum</code>	<code><sc> <asum></code> : sum of magnitudes of vector elements, single precision real output and single precision complex input
<code>cdotu</code>	<code><c> <dot> <u></code> : vector-vector dot product, unconjugated, complex
<code>sgemv</code>	<code><s> <ge> <mv></code> : matrix-vector product, general matrix, single precision
<code>ztrmm</code>	<code><z> <tr> <mm></code> : matrix-matrix product, triangular matrix, double-precision complex.

Sparse BLAS level 1 naming conventions are similar to those of BLAS level 1. For more information, see ["Naming Conventions"](#).

Fortran 95 Interface Conventions

Fortran 95 interface to BLAS and Sparse BLAS Level 1 routines is implemented through wrappers that call respective FORTRAN 77 routines. This interface uses such features of Fortran 95 as assumed-shape arrays and optional arguments to provide simplified calls to BLAS and Sparse BLAS Level 1 routines with fewer parameters.



NOTE. For BLAS, Intel MKL offers two types of Fortran 95 interfaces:

- using `mkl_blas.fi` only through `include 'mkl_blas_subroutine.fi'` statement. Such interfaces allow you to make use of the original LAPACK routines with all their arguments
- using `blas.f90` that includes improved interfaces. This file is used to generate the module files `blas95.mod` and `f95_precision.mod`. The module files `mkl95_blas.mod` and `mkl95_precision.mod` are also generated. See also section "Fortran 95 interfaces and wrappers to LAPACK and BLAS" of *Intel® MKL User's Guide* for details. The module files are used to process the FORTRAN use clauses referencing the BLAS interface: `use blas95` (or an equivalent `use mkl95_blas`) and `use f95_precision` (or an equivalent `use mkl95_precision`).

The main conventions used in Fortran 95 interface are as follows:

- The names of parameters used in Fortran 95 interface are typically the same as those used for the respective generic (FORTRAN 77) interface. In rare cases formal argument names may be different. Note that these changes of the formal parameter names have no impact on program semantics and follow the conventions of names unification.

- Some input parameters such as array dimensions are not required in Fortran 95 and are skipped from the calling sequence. Array dimensions are reconstructed from the user data that must exactly follow the required array shape.
- A parameter can be skipped if its value is completely defined by the presence or absence of another parameter in the calling sequence, and the restored value is the only meaningful value for the skipped parameter.
- Parameters specifying the increment values *incx* and *incy* are skipped. In most cases their values are equal to 1. In Fortran 95 an increment with different value can be directly established in the corresponding parameter.
- Some generic parameters are declared as optional in Fortran 95 interface and may or may not be present in the calling sequence. A parameter can be declared optional if it satisfies one of the following conditions:
 1. It can take only a few possible values. The default value of such parameter typically is the first value in the list; all exceptions to this rule are explicitly stated in the routine description.
 2. It has a natural default value.

Optional parameters are given in square brackets in Fortran 95 call syntax.

The particular rules used for reconstructing the values of omitted optional parameters are specific for each routine and are detailed in the respective “Fortran 95 Notes” subsection at the end of routine specification section. If this subsection is omitted, the Fortran 95 interface for the given routine does not differ from the corresponding FORTRAN 77 interface.

Note that this interface is not implemented in the current version of Sparse BLAS Level 2 and Level 3 routines. Fortran 95 interface for each of these routines is given in the “Interfaces - Fortran 95” subsection at the end of the respective routine specification section.

Matrix Storage Schemes

Matrix arguments of BLAS routines can use the following storage schemes:

- *Full storage*: a matrix *A* is stored in a two-dimensional array *a*, with the matrix element a_{ij} stored in the array element $a(i, j)$.
- *Packed storage* scheme allows you to store symmetric, Hermitian, or triangular matrices more compactly: the upper or lower triangle of the matrix is packed by columns in a one-dimensional array.
- *Band storage*: a band matrix is stored compactly in a two-dimensional array: columns of the matrix are stored in the corresponding columns of the array, and *diagonals* of the matrix are stored in rows of the array.

For more information on matrix storage schemes, see “[Matrix Arguments](#)” in Appendix B.

BLAS Level 1 Routines

BLAS Level 1 includes routines and functions, which perform vector-vector operations. [Table 2-1](#) lists the BLAS Level 1 routine and function groups and the data types associated with them.

Table 2-1 BLAS Level 1 Routine Groups and Their Data Types

Routine or Function Group	Data Types	Description
?asum	s, d, sc, dz	Sum of vector magnitudes (functions)
?axpy	s, d, c, z	Scalar-vector product (routines)
?copy	s, d, c, z	Copy vector (routines)
?dot	s, d	Dot product (functions)
?sdot	sd, d	Dot product with extended precision (functions)
?dotc	c, z	Dot product conjugated (functions)
?dotu	c, z	Dot product unconjugated (functions)
?nrm2	s, d, sc, dz	Vector 2-norm (Euclidean norm) (functions)
?rot	s, d, cs, zd	Plane rotation of points (routines)
?rotg	s, d, c, z	Givens rotation of points (routines)
?rotm	s, d	Modified plane rotation of points
?rotmg	s, d	Givens modified plane rotation of points
?scal	s, d, c, z, cs, zd	Vector-scalar product (routines)
?swap	s, d, c, z	Vector-vector swap (routines)
i?amax	s, d, c, z	Index of the maximum absolute value element of a vector (functions)

Routine or Function Group	Data Types	Description
i?amin	s, d, c, z	Index of the minimum absolute value element of a vector (functions)
dcabs1	d	Absolute value of a double precision complex number

?asum

Computes the sum of magnitudes of the vector elements.

Syntax

FORTRAN 77:

```
res = sasum(n, x, incx)
res = scasum(n, x, incx)
res = dasum(n, x, incx)
res = dzasum(n, x, incx)
```

Fortran 95:

```
res = asum(x)
```

Description

This routine is declared in `mkl_blas.fi` for FORTRAN 77 interface, in `blas.f90` for Fortran 95 interface, and in `mkl_blas.h` for C interface.

The `?asum` routine computes the sum of the magnitudes of elements of a real vector, or the sum of magnitudes of the real and imaginary parts of elements of a complex vector:

$$res = |Re\ x(1)| + |Im\ x(1)| + |Re\ x(2)| + |Im\ x(2)| + \dots + |Re\ x(n)| + |Im\ x(n)|,$$

where x is a vector with a number of elements that equals n .

Input Parameters

n	INTEGER. Specifies the number of elements in vector x .
x	REAL for <code>sasum</code>

DOUBLE PRECISION for dasum
 COMPLEX for scasum
 DOUBLE COMPLEX for dzasum

Array, DIMENSION at least $(1 + (n-1)*abs(incx))$.

incx

INTEGER. Specifies the increment for indexing vector *x*.

Output Parameters

res

REAL for sasum
 DOUBLE PRECISION for dasum
 REAL for scasum
 DOUBLE PRECISION for dzasum
 Contains the sum of magnitudes of real and imaginary parts
 of all elements of the vector.

Fortran 95 Interface Notes

Routines in Fortran 95 interface have fewer arguments in the calling sequence than their FORTRAN 77 counterparts. For general conventions applied to skip redundant or reconstructible arguments, see [Fortran 95 Interface Conventions](#).

Specific details for the routine `asum` interface are the following:

x Holds the array of size *n*.

?axpy

Computes a vector-scalar product and adds the result to a vector.

Syntax

FORTRAN 77:

```
call saxpy(n, a, x, incx, y, incy)
call daxpy(n, a, x, incx, y, incy)
call caxpy(n, a, x, incx, y, incy)
call zaxpy(n, a, x, incx, y, incy)
```

Fortran 95:

```
call axpy(x, y [,a])
```

Description

This routine is declared in `mkl_blas.fi` for FORTRAN 77 interface, in `blas.f90` for Fortran 95 interface, and in `mkl_blas.h` for C interface.

The `?axpy` routines perform a vector-vector operation defined as

$$y := a * x + y$$

where:

a is a scalar

x and y are vectors each with a number of elements that equals n .

Input Parameters

n	INTEGER. Specifies the number of elements in vectors x and y .
a	REAL for saxpy DOUBLE PRECISION for daxpy COMPLEX for caxpy DOUBLE COMPLEX for zaxpy Specifies the scalar a .
x	REAL for saxpy DOUBLE PRECISION for daxpy COMPLEX for caxpy DOUBLE COMPLEX for zaxpy Array, DIMENSION at least $(1 + (n-1) * \text{abs}(\text{incx}))$.
incx	INTEGER. Specifies the increment for the elements of x .
y	REAL for saxpy DOUBLE PRECISION for daxpy COMPLEX for caxpy DOUBLE COMPLEX for zaxpy Array, DIMENSION at least $(1 + (n-1) * \text{abs}(\text{incy}))$.
incy	INTEGER. Specifies the increment for the elements of y .

Output Parameters

y Contains the updated vector y .

Fortran 95 Interface Notes

Routines in Fortran 95 interface have fewer arguments in the calling sequence than their FORTRAN 77 counterparts. For general conventions applied to skip redundant or reconstructible arguments, see [Fortran 95 Interface Conventions](#).

Specific details for the routine `axpy` interface are the following:

x	Holds the array of size n .
y	Holds the array of size n .
a	The default value is 1.

?copy

Copies vector to another vector.

Syntax

FORTRAN 77:

```
call scopy(n, x, incx, y, incy)
call dcopy(n, x, incx, y, incy)
call ccopy(n, x, incx, y, incy)
call zcopy(n, x, incx, y, incy)
```

Fortran 95:

```
call copy(x, y)
```

Description

This routine is declared in `mkl_blas.fi` for FORTRAN 77 interface, in `blas.f90` for Fortran 95 interface, and in `mkl_blas.h` for C interface.

The `?copy` routines perform a vector-vector operation defined as

$$y = x,$$

where x and y are vectors.

Input Parameters

<i>n</i>	INTEGER. Specifies the number of elements in vectors <i>x</i> and <i>y</i> .
<i>x</i>	REAL for <code>scopy</code> DOUBLE PRECISION for <code>dcopy</code> COMPLEX for <code>ccopy</code> DOUBLE COMPLEX for <code>zcopy</code> Array, DIMENSION at least $(1 + (n-1)*abs(incx))$.
<i>incx</i>	INTEGER. Specifies the increment for the elements of <i>x</i> .
<i>y</i>	REAL for <code>scopy</code> DOUBLE PRECISION for <code>dcopy</code> COMPLEX for <code>ccopy</code> DOUBLE COMPLEX for <code>zcopy</code> Array, DIMENSION at least $(1 + (n-1)*abs(incy))$.
<i>incy</i>	INTEGER. Specifies the increment for the elements of <i>y</i> .

Output Parameters

<i>y</i>	Contains a copy of the vector <i>x</i> if <i>n</i> is positive. Otherwise, parameters are unaltered.
----------	--

Fortran 95 Interface Notes

Routines in Fortran 95 interface have fewer arguments in the calling sequence than their FORTRAN 77 counterparts. For general conventions applied to skip redundant or reconstructible arguments, see [Fortran 95 Interface Conventions](#).

Specific details for the routine `copy` interface are the following:

<i>x</i>	Holds the vector with the number of elements <i>n</i> .
<i>y</i>	Holds the vector with the number of elements <i>n</i> .

?dot

Computes a vector-vector dot product.

Syntax

FORTRAN 77:

```
res = sdot(n, x, incx, y, incy)
res = ddot(n, x, incx, y, incy)
```

Fortran 95:

```
res = dot(x, y)
```

Description

This routine is declared in `mkl_blas.fi` for FORTRAN 77 interface, in `blas.f90` for Fortran 95 interface, and in `mkl_blas.h` for C interface.

The ?dot routines perform a vector-vector reduction operation defined as

$$\text{res} = \sum (x * y),$$

where x and y are vectors.

Input Parameters

n	INTEGER. Specifies the number of elements in vectors x and y .
x	REAL for sdot DOUBLE PRECISION for ddot Array, DIMENSION at least $(1 + (n-1) * \text{abs}(incx))$.
$incx$	INTEGER. Specifies the increment for the elements of x .
y	REAL for sdot DOUBLE PRECISION for ddot Array, DIMENSION at least $(1 + (n-1) * \text{abs}(incy))$.
$incy$	INTEGER. Specifies the increment for the elements of y .

Output Parameters

res	REAL for sdot
-------	---------------

DOUBLE PRECISION for `ddot`
 Contains the result of the dot product of x and y , if n is positive. Otherwise, res contains 0.

Fortran 95 Interface Notes

Routines in Fortran 95 interface have fewer arguments in the calling sequence than their FORTRAN 77 counterparts. For general conventions applied to skip redundant or reconstructible arguments, see [Fortran 95 Interface Conventions](#).

Specific details for the routine `dot` interface are the following:

x	Holds the vector with the number of elements n .
y	Holds the vector with the number of elements n .

?sdot

Computes a vector-vector dot product with extended precision.

Syntax

FORTRAN 77:

```
res = sdsdot(n, sb, sx, incx, sy, incy)
res = dsdot(n, sx, incx, sy, incy)
```

Fortran 95:

```
res = sdot(sx, sy)
res = sdot(sx, sy, sb)
```

Description

This routine is declared in `mk1_blas.fi` for FORTRAN 77 interface, in `blas.f90` for Fortran 95 interface, and in `mk1_blas.h` for C interface.

The `?sdot` routines compute the inner product of two vectors with extended precision. Both routines use extended precision accumulation of the intermediate results, but the `sdsdot` routine outputs the final result in single precision, whereas the `dsdot` routine outputs the double precision result. The function `sdsdot` also adds scalar value sb to the inner product.

Input Parameters

<i>n</i>	INTEGER. Specifies the number of elements in the input vectors <i>sx</i> and <i>sy</i> .
<i>sb</i>	REAL. Single precision scalar to be added to inner product (for the function <i>sdsdot</i> only).
<i>sx, sy</i>	REAL. Arrays, DIMENSION at least $(1+(n-1)*abs(incx))$ and $(1+(n-1)*abs(incy))$, respectively. Contain the input single precision vectors.
<i>incx</i>	INTEGER. Specifies the increment for the elements of <i>sx</i> .
<i>incy</i>	INTEGER. Specifies the increment for the elements of <i>sy</i> .

Output Parameters

<i>res</i>	REAL for <i>sdsdot</i> DOUBLE PRECISION for <i>dsdot</i> Contains the result of the dot product of <i>sx</i> and <i>sy</i> (with <i>sb</i> added for <i>sdsdot</i>), if <i>n</i> is positive. Otherwise, <i>res</i> contains <i>sb</i> for <i>sdsdot</i> and 0 for <i>dsdot</i> .
------------	--

Fortran 95 Interface Notes

Routines in Fortran 95 interface have fewer arguments in the calling sequence than their FORTRAN 77 counterparts. For general conventions applied to skip redundant or reconstructible arguments, see [Fortran 95 Interface Conventions](#).

Specific details for the routine *sdot* interface are the following:

<i>sx</i>	Holds the vector with the number of elements <i>n</i> .
<i>sy</i>	Holds the vector with the number of elements <i>n</i> .



NOTE. Note that scalar parameter *sb* is declared as a required parameter in Fortran 95 interface for the function *sdot* to distinguish between function flavors that output final result in different precision.

?dotc

Computes a dot product of a conjugated vector with another vector.

Syntax

FORTRAN 77:

```
res = cdotc(n, x, incx, y, incy)
res = zdotc(n, x, incx, y, incy)
```

Fortran 95:

```
res = dotc(x, y)
```

Description

This routine is declared in `mkl_blas.fi` for FORTRAN 77 interface, in `blas.f90` for Fortran 95 interface, and in `mkl_blas.h` for C interface.

The `?dotc` routines perform a vector-vector operation defined as

$$\text{res} = \sum (\text{conjg}(x) * y)$$

where x and y are n -element vectors.

Input Parameters

n	INTEGER. Specifies the number of elements in vectors x and y .
x	COMPLEX for <code>cdotc</code> DOUBLE COMPLEX for <code>zdotc</code> Array, DIMENSION at least $(1 + (n - 1) * \text{abs}(\text{incx}))$.
incx	INTEGER. Specifies the increment for the elements of x .
y	COMPLEX for <code>cdotc</code> DOUBLE COMPLEX for <code>zdotc</code> Array, DIMENSION at least $(1 + (n - 1) * \text{abs}(\text{incy}))$.
incy	INTEGER. Specifies the increment for the elements of y .

Output Parameters

res COMPLEX for `cdotc`
 DOUBLE COMPLEX for `zdotc`
 Contains the result of the dot product of the conjugated *x*
 and unconjugated *y*, if *n* is positive. Otherwise, *res* contains
 0.

Fortran 95 Interface Notes

Routines in Fortran 95 interface have fewer arguments in the calling sequence than their FORTRAN 77 counterparts. For general conventions applied to skip redundant or reconstructible arguments, see [Fortran 95 Interface Conventions](#).

Specific details for the routine `dotc` interface are the following:

x Holds the vector with the number of elements *n*.
y Holds the vector with the number of elements *n*.

?dotu

Computes a vector-vector dot product.

Syntax

FORTRAN 77:

```
res = cdotu(n, x, incx, y, incy)
res = zdotu(n, x, incx, y, incy)
```

Fortran 95:

```
res = dotu(x, y)
```

Description

This routine is declared in `mkl_blas.fi` for FORTRAN 77 interface, in `blas.f90` for Fortran 95 interface, and in `mkl_blas.h` for C interface.

The `?dotu` routines perform a vector-vector reduction operation defined as

$$res = \sum (x^* y)$$

where *x* and *y* are *n*-element complex vectors.

Input Parameters

<i>n</i>	INTEGER. Specifies the number of elements in vectors <i>x</i> and <i>y</i> .
<i>x</i>	COMPLEX for <code>cdotu</code> DOUBLE COMPLEX for <code>zdotu</code> Array, DIMENSION at least $(1 + (n - 1) * \text{abs}(\text{incx}))$.
<i>incx</i>	INTEGER. Specifies the increment for the elements of <i>x</i> .
<i>y</i>	COMPLEX for <code>cdotu</code> DOUBLE COMPLEX for <code>zdotu</code> Array, DIMENSION at least $(1 + (n - 1) * \text{abs}(\text{incy}))$.
<i>incy</i>	INTEGER. Specifies the increment for the elements of <i>y</i> .

Output Parameters

<i>res</i>	COMPLEX for <code>cdotu</code> DOUBLE COMPLEX for <code>zdotu</code> Contains the result of the dot product of <i>x</i> and <i>y</i> , if <i>n</i> is positive. Otherwise, <i>res</i> contains 0.
------------	---

Fortran 95 Interface Notes

Routines in Fortran 95 interface have fewer arguments in the calling sequence than their FORTRAN 77 counterparts. For general conventions applied to skip redundant or reconstructible arguments, see [Fortran 95 Interface Conventions](#).

Specific details for the routine `dotu` interface are the following:

<i>x</i>	Holds the vector with the number of elements <i>n</i> .
<i>y</i>	Holds the vector with the number of elements <i>n</i> .

?nrm2

Computes the Euclidean norm of a vector.

Syntax

FORTRAN 77:

```
res = snrm2(n, x, incx)
```

```

res = dnorm2(n, x, incx)
res = scnorm2(n, x, incx)
res = dznorm2(n, x, incx)

```

Fortran 95:

```
res = norm2(x)
```

Description

This routine is declared in `mkl_blas.fi` for FORTRAN 77 interface, in `blas.f90` for Fortran 95 interface, and in `mkl_blas.h` for C interface.

The `?norm2` routines perform a vector reduction operation defined as

$$res = ||x||,$$

where:

x is a vector,

res is a value containing the Euclidean norm of the elements of x .

Input Parameters

n	INTEGER. Specifies the number of elements in vector x .
x	REAL for <code>snrm2</code> DOUBLE PRECISION for <code>dnrm2</code> COMPLEX for <code>scnorm2</code> DOUBLE COMPLEX for <code>dznorm2</code> Array, DIMENSION at least $(1 + (n - 1) * \text{abs}(\text{incx}))$.
incx	INTEGER. Specifies the increment for the elements of x .

Output Parameters

res	REAL for <code>snrm2</code> DOUBLE PRECISION for <code>dnrm2</code> REAL for <code>scnorm2</code> DOUBLE PRECISION for <code>dznorm2</code> Contains the Euclidean norm of the vector x .
-------	---

Fortran 95 Interface Notes

Routines in Fortran 95 interface have fewer arguments in the calling sequence than their FORTRAN 77 counterparts. For general conventions applied to skip redundant or reconstructible arguments, see [Fortran 95 Interface Conventions](#).

Specific details for the routine `nrm2` interface are the following:

x	Holds the vector with the number of elements n .
-----	--

?rot

Performs rotation of points in the plane.

Syntax

FORTTRAN 77:

```
call srot(n, x, incx, y, incy, c, s)
call drot(n, x, incx, y, incy, c, s)
call csrot(n, x, incx, y, incy, c, s)
call zdrot(n, x, incx, y, incy, c, s)
```

Fortran 95:

```
call rot(x, y, c, s)
```

Description

This routine is declared in `mkl_blas.fi` for FORTRAN 77 interface, in `blas.f90` for Fortran 95 interface, and in `mkl_blas.h` for C interface.

Given two complex vectors x and y , each vector element of these vectors is replaced as follows:

$$x(i) = c^*x(i) + s^*y(i)$$
$$y(i) = c^* y(i) - s^* x(i)$$

Input Parameters

n INTEGER. Specifies the number of elements in vectors *x* and *y*.

```
x      REAL for srot
      DOUBLE PRECISION for drot
```

	COMPLEX for csrot
	DOUBLE COMPLEX for zdrot
	Array, DIMENSION at least $(1 + (n-1)*abs(incx))$.
<i>incx</i>	INTEGER. Specifies the increment for the elements of <i>x</i> .
<i>y</i>	REAL for srot
	DOUBLE PRECISION for drot
	COMPLEX for csrot
	DOUBLE COMPLEX for zdrot
	Array, DIMENSION at least $(1 + (n-1)*abs(incy))$.
<i>incy</i>	INTEGER. Specifies the increment for the elements of <i>y</i> .
<i>c</i>	REAL for srot
	DOUBLE PRECISION for drot
	REAL for csrot
	DOUBLE PRECISION for zdrot
	A scalar.
<i>s</i>	REAL for srot
	DOUBLE PRECISION for drot
	REAL for csrot
	DOUBLE PRECISION for zdrot
	A scalar.

Output Parameters

<i>x</i>	Each element is replaced by $c*x + s*y$.
<i>y</i>	Each element is replaced by $c*y - s*x$.

Fortran 95 Interface Notes

Routines in Fortran 95 interface have fewer arguments in the calling sequence than their FORTRAN 77 counterparts. For general conventions applied to skip redundant or reconstructible arguments, see [Fortran 95 Interface Conventions](#).

Specific details for the routine `rot` interface are the following:

<i>x</i>	Holds the vector with the number of elements <i>n</i> .
<i>y</i>	Holds the vector with the number of elements <i>n</i> .

?rotg

Computes the parameters for a Givens rotation.

Syntax

FORTRAN 77:

```
call srotg(a, b, c, s)
call drotg(a, b, c, s)
call crotg(a, b, c, s)
call zrotg(a, b, c, s)
```

Fortran 95:

```
call rotg(a, b, c, s)
```

Description

This routine is declared in `mkl_blas.fi` for FORTRAN 77 interface, in `blas.f90` for Fortran 95 interface, and in `mkl_blas.h` for C interface.

Given the Cartesian coordinates (a, b) of a point p , these routines return the parameters a , b , c , and s associated with the Givens rotation that zeros the y -coordinate of the point.

See a more accurate LAPACK version [?lartg](#).

Input Parameters

a	<p>REAL for srotg DOUBLE PRECISION for drotg COMPLEX for crotg DOUBLE COMPLEX for zrotg Provides the x-coordinate of the point p.</p>
b	<p>REAL for srotg DOUBLE PRECISION for drotg COMPLEX for crotg DOUBLE COMPLEX for zrotg Provides the y-coordinate of the point p.</p>

Output Parameters

a	Contains the parameter r associated with the Givens rotation.
b	Contains the parameter z associated with the Givens rotation.
c	REAL for srotg DOUBLE PRECISION for drotg REAL for crotg DOUBLE PRECISION for zrotg Contains the parameter c associated with the Givens rotation.
s	REAL for srotg DOUBLE PRECISION for drotg COMPLEX for crotg DOUBLE COMPLEX for zrotg Contains the parameter s associated with the Givens rotation.

?rotm

Performs rotation of points in the modified plane.

Syntax

FORTRAN 77:

```
call srotm(n, x, incx, y, incy, param)
call drotm(n, x, incx, y, incy, param)
```

Fortran 95:

```
call rotm(x, y, param)
```

Description

This routine is declared in `mkl_blas.fi` for FORTRAN 77 interface, in `blas.f90` for Fortran 95 interface, and in `mkl_blas.h` for C interface.

Given two complex vectors x and y , each vector element of these vectors is replaced as follows:

$$x(i) = H*x(i) + H*y(i)$$

$$y(i) = H*y(i) - H*x(i)$$

where H is a modified Givens transformation matrix whose values are stored in the `param(2)` through `param(5)` array. See discussion on the `param` argument.

Input Parameters

<code>n</code>	INTEGER. Specifies the number of elements in vectors x and y .
<code>x</code>	REAL for <code>srotm</code> DOUBLE PRECISION for <code>drotm</code> Array, DIMENSION at least $(1 + (n - 1) * \text{abs}(\text{incx}))$.
<code>incx</code>	INTEGER. Specifies the increment for the elements of x .
<code>y</code>	REAL for <code>srotm</code> DOUBLE PRECISION for <code>drotm</code> Array, DIMENSION at least $(1 + (n - 1) * \text{abs}(\text{incy}))$.
<code>incy</code>	INTEGER. Specifies the increment for the elements of y .
<code>param</code>	REAL for <code>srotm</code> DOUBLE PRECISION for <code>drotm</code> Array, DIMENSION 5. The elements of the <code>param</code> array are: <code>param(1)</code> contains a switch, <code>flag</code> . <code>param(2-5)</code> contain <code>h11</code> , <code>h21</code> , <code>h12</code> , and <code>h22</code> , respectively, the components of the array H . Depending on the values of <code>flag</code> , the components of H are set as follows:

$$\text{flag} = -1. : H = \begin{bmatrix} h11 & h12 \\ h21 & h22 \end{bmatrix}$$

$$\text{flag} = 0. : H = \begin{bmatrix} 1. & h12 \\ h21 & 1. \end{bmatrix}$$

$$flag = 1. : H = \begin{bmatrix} h11 & 1. \\ -1 & h22 \end{bmatrix}$$

$$flag = -2. : H = \begin{bmatrix} 1. & 0. \\ 0. & 1. \end{bmatrix}$$

In the last three cases, the matrix entries of 1., -1., and 0. are assumed based on the value of *flag* and are not required to be set in the *param* vector.

Output Parameters

x Each element is replaced by $h11*x + h12*y$.
y Each element is replaced by $h21*x + h22*y$.

Fortran 95 Interface Notes

Routines in Fortran 95 interface have fewer arguments in the calling sequence than their FORTRAN 77 counterparts. For general conventions applied to skip redundant or reconstructible arguments, see [Fortran 95 Interface Conventions](#).

Specific details for the routine `rotm` interface are the following:

x Holds the vector with the number of elements *n*.
y Holds the vector with the number of elements *n*.

?rotmg

Computes the parameters for a modified Givens rotation.

Syntax

FORTRAN 77:

```
call srotmg(d1, d2, x1, y1, param)
call drotmg(d1, d2, x1, y1, param)
```

Fortran 95:

```
call rotmg(d1, d2, x1, y1, param)
```

Description

This routine is declared in `mkl_blas.fi` for FORTRAN 77 interface, in `blas.f90` for Fortran 95 interface, and in `mkl_blas.h` for C interface.

Given Cartesian coordinates (x_1, y_1) of an input vector, these routines compute the components of a modified Givens transformation matrix H that zeros the y -component of the resulting vector:

$$\begin{bmatrix} x \\ 0 \end{bmatrix} = H \begin{bmatrix} \text{sqrt}(d_1)x_1 \\ \text{sqrt}(d_2)y_1 \end{bmatrix}$$

Input Parameters

$d1$	REAL for srotmg DOUBLE PRECISION for drotmg Provides the scaling factor for the x -coordinate of the input vector.
$d2$	REAL for srotmg DOUBLE PRECISION for drotmg Provides the scaling factor for the y -coordinate of the input vector.
$x1$	REAL for srotmg DOUBLE PRECISION for drotmg Provides the x -coordinate of the input vector.
$y1$	REAL for srotmg DOUBLE PRECISION for drotmg Provides the y -coordinate of the input vector.

Output Parameters

$d1$	REAL for srotmg DOUBLE PRECISION for drotmg Provides the first diagonal element of the updated matrix.
$d2$	REAL for srotmg

`DOUBLE PRECISION` for `drotmg`
 Provides the second diagonal element of the updated matrix.

`x1`
`REAL` for `srotmg`
`DOUBLE PRECISION` for `drotmg`
 Provides the x -coordinate of the rotated vector before scaling.

`param`
`REAL` for `srotmg`
`DOUBLE PRECISION` for `drotmg`
 Array, DIMENSION 5.
 The elements of the `param` array are:
`param(1)` contains a switch, `flag`, `param(2-5)` contain `h11`, `h21`, `h12`, and `h22`, respectively, the components of the array H .
 Depending on the values of `flag`, the components of H are set as follows:

$$flag = -1. : H = \begin{bmatrix} h11 & h12 \\ h21 & h22 \end{bmatrix}$$

$$flag = 0. : H = \begin{bmatrix} 1. & h12 \\ h21 & 1. \end{bmatrix}$$

$$flag = 1. : H = \begin{bmatrix} h11 & 1. \\ -1 & h22 \end{bmatrix}$$

$$flag = -2. : H = \begin{bmatrix} 1. & 0. \\ 0. & 1. \end{bmatrix}$$

In the last three cases, the matrix entries of 1., -1., and 0. are assumed based on the value of `flag` and are not required to be set in the `param` vector.

?scal

Computes the product of a vector by a scalar.

Syntax

FORTRAN 77:

```
call sscal(n, a, x, incx)
call dscal(n, a, x, incx)
call cscal(n, a, x, incx)
call zscal(n, a, x, incx)
call csscal(n, a, x, incx)
call zdscal(n, a, x, incx)
```

Fortran 95:

```
call scal(x, a)
```

Description

This routine is declared in `mkl_blas.fi` for FORTRAN 77 interface, in `blas.f90` for Fortran 95 interface, and in `mkl_blas.h` for C interface.

The `?scal` routines perform a vector operation defined as

$$x = a * x$$

where:

a is a scalar, x is an n -element vector.

Input Parameters

n	INTEGER. Specifies the number of elements in vector x .
a	REAL for <code>sscal</code> and <code>csscal</code> DOUBLE PRECISION for <code>dscal</code> and <code>zdscal</code> COMPLEX for <code>cscal</code> DOUBLE COMPLEX for <code>zscal</code> Specifies the scalar a .
x	REAL for <code>sscal</code> DOUBLE PRECISION for <code>dscal</code>

COMPLEX for `cscal` and `csscal`
 DOUBLE COMPLEX for `zscal` and `zdscal`
 Array, DIMENSION at least $(1 + (n - 1) * \text{abs}(incx))$.
`incx` INTEGER. Specifies the increment for the elements of `x`.

Output Parameters

`x` Updated vector `x`.

Fortran 95 Interface Notes

Routines in Fortran 95 interface have fewer arguments in the calling sequence than their FORTRAN 77 counterparts. For general conventions applied to skip redundant or reconstructible arguments, see [Fortran 95 Interface Conventions](#).

Specific details for the routine `scal` interface are the following:

`x` Holds the vector with the number of elements `n`.

?swap

Swaps a vector with another vector.

Syntax

FORTRAN 77:

```
call sswap(n, x, incx, y, incy)
call dswap(n, x, incx, y, incy)
call cswap(n, x, incx, y, incy)
call zswap(n, x, incx, y, incy)
```

Fortran 95:

```
call swap(x, y)
```

Description

This routine is declared in `mk1_blas.fi` for FORTRAN 77 interface, in `blas.f90` for Fortran 95 interface, and in `mk1_blas.h` for C interface.

Given two vectors `x` and `y`, the `?swap` routines return vectors `y` and `x` swapped, each replacing the other.

Input Parameters

<i>n</i>	INTEGER. Specifies the number of elements in vectors <i>x</i> and <i>y</i> .
<i>x</i>	REAL for <code>sswap</code> DOUBLE PRECISION for <code>dswap</code> COMPLEX for <code>cswap</code> DOUBLE COMPLEX for <code>zswap</code> Array, DIMENSION at least $(1 + (n-1) * \text{abs}(\text{incx}))$.
<i>incx</i>	INTEGER. Specifies the increment for the elements of <i>x</i> .
<i>y</i>	REAL for <code>sswap</code> DOUBLE PRECISION for <code>dswap</code> COMPLEX for <code>cswap</code> DOUBLE COMPLEX for <code>zswap</code> Array, DIMENSION at least $(1 + (n-1) * \text{abs}(\text{incy}))$.
<i>incy</i>	INTEGER. Specifies the increment for the elements of <i>y</i> .

Output Parameters

<i>x</i>	Contains the resultant vector <i>x</i> , that is, the input vector <i>y</i> .
<i>y</i>	Contains the resultant vector <i>y</i> , that is, the input vector <i>x</i> .

Fortran 95 Interface Notes

Routines in Fortran 95 interface have fewer arguments in the calling sequence than their FORTRAN 77 counterparts. For general conventions applied to skip redundant or reconstructible arguments, see [Fortran 95 Interface Conventions](#).

Specific details for the routine `swap` interface are the following:

<i>x</i>	Holds the vector with the number of elements <i>n</i> .
<i>y</i>	Holds the vector with the number of elements <i>n</i> .

i?amax

Finds the index of the element with maximum absolute value.

Syntax

FORTRAN 77:

```
index = isamax(n, x, incx)
index = idamax(n, x, incx)
index = icamax(n, x, incx)
index = izamax(n, x, incx)
```

Fortran 95:

```
index = iamax(x)
```

Description

This routine is declared in `mkl_blas.fi` for FORTRAN 77 interface, in `blas.f90` for Fortran 95 interface, and in `mkl_blas.h` for C interface.

Given a vector x , the `i?amax` routines return the position of the vector element $x(i)$ that has the largest absolute value for real flavors, or the largest sum $|\operatorname{Re}(x(i))| + |\operatorname{Im}(x(i))|$ for complex flavors.

If n is not positive, 0 is returned.

If more than one vector element is found with the same largest absolute value, the index of the first one encountered is returned.

Input Parameters

n	INTEGER. Specifies the number of elements in vector x .
x	REAL for <code>isamax</code> DOUBLE PRECISION for <code>idamax</code> COMPLEX for <code>icamax</code> DOUBLE COMPLEX for <code>izamax</code> Array, DIMENSION at least $(1 + (n-1) * \operatorname{abs}(incx))$.
$incx$	INTEGER. Specifies the increment for the elements of x .

Output Parameters

index INTEGER. Contains the position of vector element *x* that has the largest absolute value.

Fortran 95 Interface Notes

Routines in Fortran 95 interface have fewer arguments in the calling sequence than their FORTRAN 77 counterparts. For general conventions applied to skip redundant or reconstructible arguments, see [Fortran 95 Interface Conventions](#).

Specific details for the routine `iamax` interface are the following:

x Holds the vector with the number of elements *n*.

i?amin

Finds the index of the element with the smallest absolute value.

Syntax

FORTRAN 77:

```
index = isamin(n, x, incx)
```

```
index = idamin(n, x, incx)
```

```
index = icamin(n, x, incx)
```

```
index = izamin(n, x, incx)
```

Fortran 95:

```
index = iamin(x)
```

Description

This routine is declared in `mk1_blas.fi` for FORTRAN 77 interface, in `blas.f90` for Fortran 95 interface, and in `mk1_blas.h` for C interface.

Given a vector *x*, the `i?amin` routines return the position of the vector element *x(i)* that has the smallest absolute value for real flavors, or the smallest sum $|\text{Re}(x(i))| + |\text{Im}(x(i))|$ for complex flavors.

If *n* is not positive, 0 is returned.

If more than one vector element is found with the same smallest absolute value, the index of the first one encountered is returned.

Input Parameters

<i>n</i>	INTEGER. On entry, <i>n</i> specifies the number of elements in vector <i>x</i> .
<i>x</i>	REAL for <code>isamin</code> DOUBLE PRECISION for <code>idamin</code> COMPLEX for <code>icamin</code> DOUBLE COMPLEX for <code>izamin</code> Array, DIMENSION at least $(1 + (n-1) * \text{abs}(\text{incx}))$.
<i>incx</i>	INTEGER. Specifies the increment for the elements of <i>x</i> .

Output Parameters

<i>index</i>	INTEGER. Contains the position of vector element <i>x</i> that has the smallest absolute value.
--------------	---

Fortran 95 Interface Notes

Routines in Fortran 95 interface have fewer arguments in the calling sequence than their FORTRAN 77 counterparts. For general conventions applied to skip redundant or reconstructible arguments, see [Fortran 95 Interface Conventions](#).

Specific details for the routine `iamin` interface are the following:

<i>x</i>	Holds the vector with the number of elements <i>n</i> .
----------	---

dcabs1

Computes absolute value of double complex number.

Syntax

FORTRAN 77:

```
res = dcabs1(z)
```

Fortran 95:

```
res = dcabs1(z)
```

Description

This routine is declared in `mkl_blas.fi` for FORTRAN 77 interface, in `blas.f90` for Fortran 95 interface, and in `mkl_blas.h` for C interface.

The `dcabs1` is an auxiliary routine for a few BLAS Level 1 routines. This routine performs an operation defined as

$$res = |\operatorname{Re}(z)| + |\operatorname{Im}(z)|,$$

where z is a scalar and res is a value containing the absolute value of a double complex number z .

Input Parameters

z DOUBLE COMPLEX scalar.

Output Parameters

res DOUBLE PRECISION.
Contains the absolute value of a double complex number z .

BLAS Level 2 Routines

This section describes BLAS Level 2 routines, which perform matrix-vector operations. [Table 2-2](#) lists the BLAS Level 2 routine groups and the data types associated with them.

Table 2-2 BLAS Level 2 Routine Groups and Their Data Types

Routine Groups	Data Types	Description
?gbmv	s, d, c, z	Matrix-vector product using a general band matrix
?gemv	s, d, c, z	Matrix-vector product using a general matrix
?ger	s, d	Rank-1 update of a general matrix
?gerc	c, z	Rank-1 update of a conjugated general matrix
?geru	c, z	Rank-1 update of a general matrix, unconjugated
?hbmV	c, z	Matrix-vector product using a Hermitian band matrix
?hemv	c, z	Matrix-vector product using a Hermitian matrix

Routine Groups	Data Types	Description
?her	c, z	Rank-1 update of a Hermitian matrix
?her2	c, z	Rank-2 update of a Hermitian matrix
?hpmv	c, z	Matrix-vector product using a Hermitian packed matrix
?hpr	c, z	Rank-1 update of a Hermitian packed matrix
?hpr2	c, z	Rank-2 update of a Hermitian packed matrix
?sbmv	s, d	Matrix-vector product using symmetric band matrix
?spmv	s, d	Matrix-vector product using a symmetric packed matrix
?spr	s, d	Rank-1 update of a symmetric packed matrix
?spr2	s, d	Rank-2 update of a symmetric packed matrix
?symv	s, d	Matrix-vector product using a symmetric matrix
?syr	s, d	Rank-1 update of a symmetric matrix
?syr2	s, d	Rank-2 update of a symmetric matrix
?tbmv	s, d, c, z	Matrix-vector product using a triangular band matrix
?tbsv	s, d, c, z	Solution of a linear system of equations with a triangular band matrix
?tpmv	s, d, c, z	Matrix-vector product using a triangular packed matrix
?tpsv	s, d, c, z	Solution of a linear system of equations with a triangular packed matrix
?trmv	s, d, c, z	Matrix-vector product using a triangular matrix
?trsv	s, d, c, z	Solution of a linear system of equations with a triangular matrix

?gbmv

Computes a matrix-vector product using a general band matrix

Syntax

FORTRAN 77:

```
call sgbmv(trans, m, n, kl, ku, alpha, a, lda, x, incx, beta, y, incy)
call dgbmv(trans, m, n, kl, ku, alpha, a, lda, x, incx, beta, y, incy)
call cgbmv(trans, m, n, kl, ku, alpha, a, lda, x, incx, beta, y, incy)
call zgbmv(trans, m, n, kl, ku, alpha, a, lda, x, incx, beta, y, incy)
```

Fortran 95:

```
call gbmw(a, x, y [,kl] [,m] [,alpha] [,beta] [,trans])
```

Description

This routine is declared in `mkl_blas.fi` for FORTRAN 77 interface, in `blas.f90` for Fortran 95 interface, and in `mkl_blas.h` for C interface.

The `?gbmv` routines perform a matrix-vector operation defined as

$y := \alpha A x + \beta y$

or

$y := \alpha A' x + \beta y$,

or

$y := \alpha \text{conjg}(A') x + \beta y$,

where:

α and β are scalars,

x and y are vectors,

A is an m -by- n band matrix, with kl sub-diagonals and ku super-diagonals.

Input Parameters

`trans` CHARACTER*1. Specifies the operation:
If `trans= 'N' or 'n'`, then $y := \alpha A x + \beta y$

	<p>If <i>trans</i>= 'T' or 't', then $y := \alpha * A' * x + \beta * y$</p> <p>If <i>trans</i>= 'C' or 'c', then $y := \alpha * \text{conjg}(A') * x + \beta * y$</p>
<i>m</i>	<p>INTEGER. Specifies the number of rows of the matrix <i>A</i>. The value of <i>m</i> must be at least zero.</p>
<i>n</i>	<p>INTEGER. Specifies the number of columns of the matrix <i>A</i>. The value of <i>n</i> must be at least zero.</p>
<i>kl</i>	<p>INTEGER. Specifies the number of sub-diagonals of the matrix <i>A</i>. The value of <i>kl</i> must satisfy $0 \leq kl$.</p>
<i>ku</i>	<p>INTEGER. Specifies the number of super-diagonals of the matrix <i>A</i>. The value of <i>ku</i> must satisfy $0 \leq ku$.</p>
<i>alpha</i>	<p>REAL for sgbmv DOUBLE PRECISION for dgbmv COMPLEX for cgbmv DOUBLE COMPLEX for zgbmv Specifies the scalar <i>alpha</i>.</p>
<i>a</i>	<p>REAL for sgbmv DOUBLE PRECISION for dgbmv COMPLEX for cgbmv DOUBLE COMPLEX for zgbmv Array, DIMENSION (<i>lda</i>, <i>n</i>). Before entry, the leading $(kl + ku + 1)$ by <i>n</i> part of the array <i>a</i> must contain the matrix of coefficients. This matrix must be supplied column-by-column, with the leading diagonal of the matrix in row $(ku + 1)$ of the array, the first super-diagonal starting at position 2 in row <i>ku</i>, the first sub-diagonal starting at position 1 in row $(ku + 2)$, and so on. Elements in the array <i>a</i> that do not correspond to elements in the band matrix (such as the top left <i>ku</i> by <i>ku</i> triangle) are not referenced.</p>

The following program segment transfers a band matrix from conventional full matrix storage to band storage:

```
do 20, j = 1, n
    k = ku + 1 - j
    do 10, i = max(1, j-ku), min(m, j+kl)
        a(k+i, j) = matrix(i,j)
    10 continue
20 continue
```

<i>lda</i>	INTEGER. Specifies the first dimension of <i>a</i> as declared in the calling (sub)program. The value of <i>lda</i> must be at least $(kl + ku + 1)$.
<i>x</i>	REAL for sgbmv DOUBLE PRECISION for dgbmv COMPLEX for cgbmv DOUBLE COMPLEX for zgbmv Array, DIMENSION at least $(1 + (n - 1) * \text{abs}(\text{incx}))$ when <i>trans</i> = 'N' or 'n', and at least $(1 + (m - 1) * \text{abs}(\text{incx}))$ otherwise. Before entry, the array <i>x</i> must contain the vector <i>x</i> .
<i>incx</i>	INTEGER. Specifies the increment for the elements of <i>x</i> . <i>incx</i> must not be zero.
<i>beta</i>	REAL for sgbmv DOUBLE PRECISION for dgbmv COMPLEX for cgbmv DOUBLE COMPLEX for zgbmv Specifies the scalar beta. When <i>beta</i> is equal to zero, then <i>y</i> need not be set on input.
<i>y</i>	REAL for sgbmv DOUBLE PRECISION for dgbmv COMPLEX for cgbmv DOUBLE COMPLEX for zgbmv

Array, DIMENSION at least $(1 + (m - 1) * \text{abs}(\text{incy}))$ when $\text{trans} = \text{'N'}$ or 'n' and at least $(1 + (n - 1) * \text{abs}(\text{incy}))$ otherwise. Before entry, the incremented array y must contain the vector y .

incy INTEGER. Specifies the increment for the elements of y . The value of *incy* must not be zero.

Output Parameters

y Updated vector y .

Fortran 95 Interface Notes

Routines in Fortran 95 interface have fewer arguments in the calling sequence than their FORTRAN 77 counterparts. For general conventions applied to skip redundant or reconstructible arguments, see [Fortran 95 Interface Conventions](#).

Specific details for the routine `gbmv` interface are the following:

<i>a</i>	Holds the array <i>a</i> of size $(kl+ku+1, n)$. Contains a banded matrix $m*n$ with <i>kl</i> lower diagonal and <i>ku</i> upper diagonal.
<i>x</i>	Holds the vector with the number of elements <i>rx</i> , where $rx = n$ if $\text{trans} = \text{'N'}$, $rx = m$ otherwise.
<i>y</i>	Holds the vector with the number of elements <i>ry</i> , where $ry = m$ if $\text{trans} = \text{'N'}$, $ry = n$ otherwise.
<i>trans</i>	Must be 'N', 'C', or 'T'. The default value is 'N'.
<i>kl</i>	If omitted, assumed $kl = ku$, that is, the number of lower diagonals equals the number of the upper diagonals.
<i>ku</i>	Restored as $ku = lda - kl - 1$, where <i>lda</i> is the first dimension of matrix <i>A</i> .
<i>m</i>	If omitted, assumed $m = n$, that is, a square matrix.
<i>alpha</i>	The default value is 1.
<i>beta</i>	The default value is 0.

?gemv

Computes a matrix-vector product using a general matrix

Syntax

FORTRAN 77:

```
call sgemv(trans, m, n, alpha, a, lda, x, incx, beta, y, incy)
call dgemv(trans, m, n, alpha, a, lda, x, incx, beta, y, incy)
call cgemv(trans, m, n, alpha, a, lda, x, incx, beta, y, incy)
call zgemv(trans, m, n, alpha, a, lda, x, incx, beta, y, incy)
```

Fortran 95:

```
call gemv(a, x, y [,alpha][,beta] [,trans])
```

Description

This routine is declared in `mkl_blas.fi` for FORTRAN 77 interface, in `blas.f90` for Fortran 95 interface, and in `mkl_blas.h` for C interface.

The ?gemv routines perform a matrix-vector operation defined as

$y := \alpha A x + \beta y,$

or

$y := \alpha A' x + \beta y,$

or

$y := \alpha \text{conjg}(A') x + \beta y,$

where:

α and β are scalars,

x and y are vectors,

A is an m -by- n matrix.

Input Parameters

trans CHARACTER*1. Specifies the operation:
if *trans* = 'N' or 'n', then $y := \alpha A x + \beta y$;

	<p>if <i>trans</i>= 'T' or 't', then $y := \alpha * A' * x + \beta * y$; if <i>trans</i>= 'C' or 'c', then $y := \alpha * \text{conjg}(A') * x + \beta * y$.</p>
<i>m</i>	<p>INTEGER. Specifies the number of rows of the matrix <i>A</i>. The value of <i>m</i> must be at least zero.</p>
<i>n</i>	<p>INTEGER. Specifies the number of columns of the matrix <i>A</i>. The value of <i>n</i> must be at least zero.</p>
<i>alpha</i>	<p>REAL for sgemv DOUBLE PRECISION for dgemv COMPLEX for cgemv DOUBLE COMPLEX for zgemv Specifies the scalar <i>alpha</i>.</p>
<i>a</i>	<p>REAL for sgemv DOUBLE PRECISION for dgemv COMPLEX for cgemv DOUBLE COMPLEX for zgemv Array, DIMENSION (<i>lda</i>, <i>n</i>). Before entry, the leading <i>m</i>-by-<i>n</i> part of the array <i>a</i> must contain the matrix of coefficients.</p>
<i>lda</i>	<p>INTEGER. Specifies the first dimension of <i>a</i> as declared in the calling (sub)program. The value of <i>lda</i> must be at least $\max(1, m)$.</p>
<i>x</i>	<p>REAL for sgemv DOUBLE PRECISION for dgemv COMPLEX for cgemv DOUBLE COMPLEX for zgemv Array, DIMENSION at least $(1 + (n-1) * \text{abs}(\text{incx}))$ when <i>trans</i> = 'N' or 'n' and at least $(1 + (m - 1) * \text{abs}(\text{incx}))$ otherwise. Before entry, the incremented array <i>x</i> must contain the vector <i>x</i>.</p>
<i>incx</i>	<p>INTEGER. Specifies the increment for the elements of <i>x</i>. The value of <i>incx</i> must not be zero.</p>
<i>beta</i>	<p>REAL for sgemv DOUBLE PRECISION for dgemv COMPLEX for cgemv DOUBLE COMPLEX for zgemv</p>

	Specifies the scalar <i>beta</i> . When <i>beta</i> is set to zero, then <i>y</i> need not be set on input.
<i>y</i>	REAL for sgemv DOUBLE PRECISION for dgemv COMPLEX for cgemv DOUBLE COMPLEX for zgemv Array, DIMENSION at least $(1 + (m - 1) * \text{abs}(\text{incy}))$ when <i>trans</i> = 'N' or 'n' and at least $(1 + (n - 1) * \text{abs}(\text{incy}))$ otherwise. Before entry with non-zero <i>beta</i> , the incremented array <i>y</i> must contain the vector <i>y</i> .
<i>incy</i>	INTEGER. Specifies the increment for the elements of <i>y</i> . The value of <i>incy</i> must not be zero.

Output Parameters

<i>y</i>	Updated vector <i>y</i> .
----------	---------------------------

Fortran 95 Interface Notes

Routines in Fortran 95 interface have fewer arguments in the calling sequence than their FORTRAN 77 counterparts. For general conventions applied to skip redundant or reconstructible arguments, see [Fortran 95 Interface Conventions](#).

Specific details for the routine *gemv* interface are the following:

<i>a</i>	Holds the matrix <i>A</i> of size (m,n) .
<i>x</i>	Holds the vector with the number of elements <i>rx</i> where <i>rx</i> = <i>n</i> if <i>trans</i> = 'N', <i>rx</i> = <i>m</i> otherwise.
<i>y</i>	Holds the vector with the number of elements <i>ry</i> where <i>ry</i> = <i>m</i> if <i>trans</i> = 'N', <i>ry</i> = <i>n</i> otherwise.
<i>trans</i>	Must be 'N', 'C', or 'T'. The default value is 'N'.
<i>alpha</i>	The default value is 1.
<i>beta</i>	The default value is 0.

?ger

Performs a rank-1 update of a general matrix.

Syntax

FORTRAN 77:

```
call sger(m, n, alpha, x, incx, y, incy, a, lda)
call dger(m, n, alpha, x, incx, y, incy, a, lda)
```

Fortran 95:

```
call ger(a, x, y [,alpha])
```

Description

This routine is declared in `mkl_blas.fi` for FORTRAN 77 interface, in `blas.f90` for Fortran 95 interface, and in `mkl_blas.h` for C interface.

The ?ger routines perform a matrix-vector operation defined as

$$A := \alpha x x^T y + A,$$

where:

alpha is a scalar,

x is an *m*-element vector,

y is an *n*-element vector,

A is an *m*-by-*n* general matrix.

Input Parameters

<i>m</i>	INTEGER. Specifies the number of rows of the matrix <i>A</i> . The value of <i>m</i> must be at least zero.
<i>n</i>	INTEGER. Specifies the number of columns of the matrix <i>A</i> . The value of <i>n</i> must be at least zero.
<i>alpha</i>	REAL for sger DOUBLE PRECISION for dger Specifies the scalar <i>alpha</i> .
<i>x</i>	REAL for sger DOUBLE PRECISION for dger

	Array, DIMENSION at least $(1 + (m - 1) * \text{abs}(incx))$. Before entry, the incremented array x must contain the m -element vector x .
<i>incx</i>	INTEGER. Specifies the increment for the elements of x . The value of <i>incx</i> must not be zero.
<i>y</i>	REAL for sger DOUBLE PRECISION for dger Array, DIMENSION at least $(1 + (n - 1) * \text{abs}(incy))$. Before entry, the incremented array y must contain the n -element vector y .
<i>incy</i>	INTEGER. Specifies the increment for the elements of y . The value of <i>incy</i> must not be zero.
<i>a</i>	REAL for sger DOUBLE PRECISION for dger Array, DIMENSION (<i>lda</i> , <i>n</i>). Before entry, the leading m -by- n part of the array a must contain the matrix of coefficients.
<i>lda</i>	INTEGER. Specifies the first dimension of a as declared in the calling (sub)program. The value of <i>lda</i> must be at least $\max(1, m)$.

Output Parameters

<i>a</i>	Overwritten by the updated matrix.
----------	------------------------------------

Fortran 95 Interface Notes

Routines in Fortran 95 interface have fewer arguments in the calling sequence than their FORTRAN 77 counterparts. For general conventions applied to skip redundant or reconstructible arguments, see [Fortran 95 Interface Conventions](#).

Specific details for the routine `ger` interface are the following:

<i>a</i>	Holds the matrix A of size (m, n) .
<i>x</i>	Holds the vector with the number of elements m .
<i>y</i>	Holds the vector with the number of elements n .
<i>alpha</i>	The default value is 1.

?gerc

Performs a rank-1 update (conjugated) of a general matrix.

Syntax

FORTRAN 77:

```
call cgerc(m, n, alpha, x, incx, y, incy, a, lda)
call zgerc(m, n, alpha, x, incx, y, incy, a, lda)
```

Fortran 95:

```
call gerc(a, x, y [,alpha])
```

Description

This routine is declared in `mkl_blas.fi` for FORTRAN 77 interface, in `blas.f90` for Fortran 95 interface, and in `mkl_blas.h` for C interface.

The ?gerc routines perform a matrix-vector operation defined as

$$A := \alpha x x^* \text{conjg}(y') + A,$$

where:

alpha is a scalar,

x is an *m*-element vector,

y is an *n*-element vector,

A is an *m*-by-*n* matrix.

Input Parameters

<i>m</i>	INTEGER. Specifies the number of rows of the matrix <i>A</i> . The value of <i>m</i> must be at least zero.
<i>n</i>	INTEGER. Specifies the number of columns of the matrix <i>A</i> . The value of <i>n</i> must be at least zero.
<i>alpha</i>	COMPLEX for cgerc DOUBLE COMPLEX for zgerc Specifies the scalar <i>alpha</i> .
<i>x</i>	COMPLEX for cgerc

	DOUBLE COMPLEX for <code>zgerc</code> Array, DIMENSION at least $(1 + (m - 1) * \text{abs}(\text{incx}))$. Before entry, the incremented array <code>x</code> must contain the m -element vector <code>x</code> .
<code>incx</code>	INTEGER. Specifies the increment for the elements of <code>x</code> . The value of <code>incx</code> must not be zero.
<code>y</code>	COMPLEX for <code>cgerc</code> DOUBLE COMPLEX for <code>zgerc</code> Array, DIMENSION at least $(1 + (n - 1) * \text{abs}(\text{incy}))$. Before entry, the incremented array <code>y</code> must contain the n -element vector <code>y</code> .
<code>incy</code>	INTEGER. Specifies the increment for the elements of <code>y</code> . The value of <code>incy</code> must not be zero.
<code>a</code>	COMPLEX for <code>cgerc</code> DOUBLE COMPLEX for <code>zgerc</code> Array, DIMENSION (lda, n) . Before entry, the leading m -by- n part of the array <code>a</code> must contain the matrix of coefficients.
<code>lda</code>	INTEGER. Specifies the first dimension of <code>a</code> as declared in the calling (sub)program. The value of <code>lda</code> must be at least $\max(1, m)$.

Output Parameters

<code>a</code>	Overwritten by the updated matrix.
----------------	------------------------------------

Fortran 95 Interface Notes

Routines in Fortran 95 interface have fewer arguments in the calling sequence than their FORTRAN 77 counterparts. For general conventions applied to skip redundant or reconstructible arguments, see [Fortran 95 Interface Conventions](#).

Specific details for the routine `gerc` interface are the following:

<code>a</code>	Holds the matrix A of size (m, n) .
<code>x</code>	Holds the vector with the number of elements m .
<code>y</code>	Holds the vector with the number of elements n .
<code>alpha</code>	The default value is 1.

?geru

Performs a rank-1 update (unconjugated) of a general matrix.

Syntax

FORTRAN 77:

```
call cgeru(m, n, alpha, x, incx, y, incy, a, lda)
call zgeru(m, n, alpha, x, incx, y, incy, a, lda)
```

Fortran 95:

```
call geru(a, x, y [,alpha])
```

Description

This routine is declared in `mkl_blas.fi` for FORTRAN 77 interface, in `blas.f90` for Fortran 95 interface, and in `mkl_blas.h` for C interface.

The ?geru routines perform a matrix-vector operation defined as

$$A := \alpha x y^T + A,$$

where:

alpha is a scalar,

x is an *m*-element vector,

y is an *n*-element vector,

A is an *m*-by-*n* matrix.

Input Parameters

<i>m</i>	INTEGER. Specifies the number of rows of the matrix <i>A</i> . The value of <i>m</i> must be at least zero.
<i>n</i>	INTEGER. Specifies the number of columns of the matrix <i>A</i> . The value of <i>n</i> must be at least zero.
<i>alpha</i>	COMPLEX for cgeru DOUBLE COMPLEX for zgeru Specifies the scalar <i>alpha</i> .
<i>x</i>	COMPLEX for cgeru

	DOUBLE COMPLEX for <code>zgeru</code> Array, DIMENSION at least $(1 + (m - 1) * \text{abs}(\text{incx}))$. Before entry, the incremented array <code>x</code> must contain the m -element vector <code>x</code> .
<code>incx</code>	INTEGER. Specifies the increment for the elements of <code>x</code> . The value of <code>incx</code> must not be zero.
<code>y</code>	COMPLEX for <code>cgeru</code> DOUBLE COMPLEX for <code>zgeru</code> Array, DIMENSION at least $(1 + (n - 1) * \text{abs}(\text{incy}))$. Before entry, the incremented array <code>y</code> must contain the n -element vector <code>y</code> .
<code>incy</code>	INTEGER. Specifies the increment for the elements of <code>y</code> . The value of <code>incy</code> must not be zero.
<code>a</code>	COMPLEX for <code>cgeru</code> DOUBLE COMPLEX for <code>zgeru</code> Array, DIMENSION (lda, n) . Before entry, the leading m -by- n part of the array <code>a</code> must contain the matrix of coefficients.
<code>lda</code>	INTEGER. Specifies the first dimension of <code>a</code> as declared in the calling (sub)program. The value of <code>lda</code> must be at least $\max(1, m)$.

Output Parameters

<code>a</code>	Overwritten by the updated matrix.
----------------	------------------------------------

Fortran 95 Interface Notes

Routines in Fortran 95 interface have fewer arguments in the calling sequence than their FORTRAN 77 counterparts. For general conventions applied to skip redundant or reconstructible arguments, see [Fortran 95 Interface Conventions](#).

Specific details for the routine `geru` interface are the following:

<code>a</code>	Holds the matrix A of size (m, n) .
<code>x</code>	Holds the vector with the number of elements m .
<code>y</code>	Holds the vector with the number of elements n .
<code>alpha</code>	The default value is 1.

?hbmV

Computes a matrix-vector product using a Hermitian band matrix.

Syntax

FORTRAN 77:

```
call chbmV(uplo, n, k, alpha, a, lda, x, incx, beta, y, incy)
call zhbmV(uplo, n, k, alpha, a, lda, x, incx, beta, y, incy)
```

Fortran 95:

```
call hbmV(a, x, y [,uplo][,alpha] [,beta])
```

Description

This routine is declared in `mkl_blas.fi` for FORTRAN 77 interface, in `blas.f90` for Fortran 95 interface, and in `mkl_blas.h` for C interface.

The ?hbmV routines perform a matrix-vector operation defined as

$$y := \alpha A x + \beta y,$$

where:

alpha and *beta* are scalars,

x and *y* are *n*-element vectors,

A is an *n*-by-*n* Hermitian band matrix, with *k* super-diagonals.

Input Parameters

<i>uplo</i>	CHARACTER*1. Specifies whether the upper or lower triangular part of the Hermitian band matrix <i>A</i> is used: If <i>uplo</i> = 'U' or 'u', then the upper triangular part of the matrix <i>A</i> is used. If <i>uplo</i> = 'L' or 'l', then the low triangular part of the matrix <i>A</i> is used.
<i>n</i>	INTEGER. Specifies the order of the matrix <i>A</i> . The value of <i>n</i> must be at least zero.
<i>k</i>	INTEGER. Specifies the number of super-diagonals of the matrix <i>A</i> .

	The value of k must satisfy $0 \leq k$.
α	COMPLEX for <code>chbm</code> DOUBLE COMPLEX for <code>zhbm</code> Specifies the scalar α .
a	COMPLEX for <code>chbm</code> DOUBLE COMPLEX for <code>zhbm</code> Array, DIMENSION (lda , n). Before entry with <code>uplo</code> = 'U' or 'u', the leading $(k + 1)$ by n part of the array a must contain the upper triangular band part of the Hermitian matrix. The matrix must be supplied column-by-column, with the leading diagonal of the matrix in row $(k + 1)$ of the array, the first super-diagonal starting at position 2 in row k , and so on. The top left k by k triangle of the array a is not referenced. The following program segment transfers the upper triangular part of a Hermitian band matrix from conventional full matrix storage to band storage: <pre> do 20, j = 1, n m = k + 1 - j do 10, i = max(1, j - k), j a(m + i, j) = matrix(i, j) 10 continue 20 continue </pre> Before entry with <code>uplo</code> = 'L' or 'l', the leading $(k + 1)$ by n part of the array a must contain the lower triangular band part of the Hermitian matrix, supplied column-by-column, with the leading diagonal of the matrix in row 1 of the array, the first sub-diagonal starting at position 1 in row 2, and so on. The bottom right k by k triangle of the array a is not referenced.

The following program segment transfers the lower triangular part of a Hermitian band matrix from conventional full matrix storage to band storage:

```
do 20, j = 1, n
  m = 1 - j
  do 10, i = j, min( n, j + k )
    a( m + i, j ) = matrix( i, j )
  10 continue
20 continue
```

The imaginary parts of the diagonal elements need not be set and are assumed to be zero.

<i>lda</i>	INTEGER. Specifies the first dimension of <i>a</i> as declared in the calling (sub)program. The value of <i>lda</i> must be at least $(k + 1)$.
<i>x</i>	COMPLEX for <i>chbm</i> v DOUBLE COMPLEX for <i>zhbm</i> v Array, DIMENSION at least $(1 + (n - 1) * \text{abs}(\text{incx}))$. Before entry, the incremented array <i>x</i> must contain the vector <i>x</i> .
<i>incx</i>	INTEGER. Specifies the increment for the elements of <i>x</i> . The value of <i>incx</i> must not be zero.
<i>beta</i>	COMPLEX for <i>chbm</i> v DOUBLE COMPLEX for <i>zhbm</i> v Specifies the scalar <i>beta</i> .
<i>y</i>	COMPLEX for <i>chbm</i> v DOUBLE COMPLEX for <i>zhbm</i> v Array, DIMENSION at least $(1 + (n - 1) * \text{abs}(\text{incy}))$. Before entry, the incremented array <i>y</i> must contain the vector <i>y</i> .
<i>incy</i>	INTEGER. Specifies the increment for the elements of <i>y</i> . The value of <i>incy</i> must not be zero.

Output Parameters

<i>y</i>	Overwritten by the updated vector <i>y</i> .
----------	--

Fortran 95 Interface Notes

Routines in Fortran 95 interface have fewer arguments in the calling sequence than their FORTRAN 77 counterparts. For general conventions applied to skip redundant or reconstructible arguments, see [Fortran 95 Interface Conventions](#).

Specific details for the routine `hbmV` interface are the following:

<i>a</i>	Holds the array <i>a</i> of size $(k+1, n)$.
<i>x</i>	Holds the vector with the number of elements <i>n</i> .
<i>y</i>	Holds the vector with the number of elements <i>n</i> .
<i>uplo</i>	Must be 'U' or 'L'. The default value is 'U'.
<i>alpha</i>	The default value is 1.
<i>beta</i>	The default value is 0.

?hemv

Computes a matrix-vector product using a Hermitian matrix.

Syntax

FORTRAN 77:

```
call chemv(uplo, n, alpha, a, lda, x, incx, beta, y, incy)
call zhemv(uplo, n, alpha, a, lda, x, incx, beta, y, incy)
```

Fortran 95:

```
call hemv(a, x, y [,uplo][,alpha] [,beta])
```

Description

This routine is declared in `mkl_blas.fi` for FORTRAN 77 interface, in `blas.f90` for Fortran 95 interface, and in `mkl_blas.h` for C interface.

The `?hemv` routines perform a matrix-vector operation defined as

$$y := \alpha A x + \beta y,$$

where:

alpha and *beta* are scalars,

x and y are n -element vectors,
 A is an n -by- n Hermitian matrix.

Input Parameters

<i>uplo</i>	<p>CHARACTER*1. Specifies whether the upper or lower triangular part of the array a is used.</p> <p>If <i>uplo</i> = 'U' or 'u', then the upper triangular of the array a is used.</p> <p>If <i>uplo</i> = 'L' or 'l', then the low triangular of the array a is used.</p>
<i>n</i>	<p>INTEGER. Specifies the order of the matrix A. The value of n must be at least zero.</p>
<i>alpha</i>	<p>COMPLEX for chemv DOUBLE COMPLEX for zhenv Specifies the scalar α.</p>
<i>a</i>	<p>COMPLEX for chemv DOUBLE COMPLEX for zhenv Array, DIMENSION (lda, n). Before entry with <i>uplo</i> = 'U' or 'u', the leading n-by-n upper triangular part of the array a must contain the upper triangular part of the Hermitian matrix and the strictly lower triangular part of a is not referenced. Before entry with <i>uplo</i> = 'L' or 'l', the leading n-by-n lower triangular part of the array a must contain the lower triangular part of the Hermitian matrix and the strictly upper triangular part of a is not referenced. The imaginary parts of the diagonal elements need not be set and are assumed to be zero.</p>
<i>lda</i>	<p>INTEGER. Specifies the first dimension of a as declared in the calling (sub)program. The value of lda must be at least $\max(1, n)$.</p>
<i>x</i>	<p>COMPLEX for chemv DOUBLE COMPLEX for zhenv Array, DIMENSION at least $(1 + (n - 1) * \text{abs}(\text{incx}))$. Before entry, the incremented array x must contain the n-element vector x.</p>

<i>incx</i>	INTEGER. Specifies the increment for the elements of <i>x</i> . The value of <i>incx</i> must not be zero.
<i>beta</i>	COMPLEX for chemv DOUBLE COMPLEX for zhemv Specifies the scalar <i>beta</i> . When <i>beta</i> is supplied as zero then <i>y</i> need not be set on input.
<i>y</i>	COMPLEX for chemv DOUBLE COMPLEX for zhemv Array, DIMENSION at least $(1 + (n - 1) * \text{abs}(\text{incy}))$. Before entry, the incremented array <i>y</i> must contain the <i>n</i> -element vector <i>y</i> .
<i>incy</i>	INTEGER. Specifies the increment for the elements of <i>y</i> . The value of <i>incy</i> must not be zero.

Output Parameters

<i>y</i>	Overwritten by the updated vector <i>y</i> .
----------	--

Fortran 95 Interface Notes

Routines in Fortran 95 interface have fewer arguments in the calling sequence than their FORTRAN 77 counterparts. For general conventions applied to skip redundant or reconstructible arguments, see [Fortran 95 Interface Conventions](#).

Specific details for the routine `hemv` interface are the following:

<i>a</i>	Holds the matrix <i>A</i> of size (n, n) .
<i>x</i>	Holds the vector with the number of elements <i>n</i> .
<i>y</i>	Holds the vector with the number of elements <i>n</i> .
<i>uplo</i>	Must be 'U' or 'L'. The default value is 'U'.
<i>alpha</i>	The default value is 1.
<i>beta</i>	The default value is 0.

?her

Performs a rank-1 update of a Hermitian matrix.

Syntax

FORTRAN 77:

```
call cher(uplo, n, alpha, x, incx, a, lda)
call zher(uplo, n, alpha, x, incx, a, lda)
```

Fortran 95:

```
call her(a, x [,uplo] [, alpha])
```

Description

This routine is declared in `mkl_blas.fi` for FORTRAN 77 interface, in `blas.f90` for Fortran 95 interface, and in `mkl_blas.h` for C interface.

The ?her routines perform a matrix-vector operation defined as

$$A := \alpha * x * \text{conjg}(x') + A,$$

where:

alpha is a real scalar,

x is an *n*-element vector,

A is an *n*-by-*n* Hermitian matrix.

Input Parameters

<i>uplo</i>	CHARACTER*1. Specifies whether the upper or lower triangular part of the array <i>a</i> is used. If <i>uplo</i> = 'U' or 'u', then the upper triangular of the array <i>a</i> is used. If <i>uplo</i> = 'L' or 'l', then the low triangular of the array <i>a</i> is used.
<i>n</i>	INTEGER. Specifies the order of the matrix <i>A</i> . The value of <i>n</i> must be at least zero.
<i>alpha</i>	REAL for cher DOUBLE PRECISION for zher

	Specifies the scalar <i>alpha</i> .
<i>x</i>	COMPLEX for cher DOUBLE COMPLEX for zher Array, dimension at least $(1 + (n - 1) * \text{abs}(\text{incx}))$. Before entry, the incremented array <i>x</i> must contain the <i>n</i> -element vector <i>x</i> .
<i>incx</i>	INTEGER. Specifies the increment for the elements of <i>x</i> . The value of <i>incx</i> must not be zero.
<i>a</i>	COMPLEX for cher DOUBLE COMPLEX for zher Array, DIMENSION (<i>lda</i> , <i>n</i>). Before entry with <i>uplo</i> = 'U' or 'u', the leading <i>n</i> -by- <i>n</i> upper triangular part of the array <i>a</i> must contain the upper triangular part of the Hermitian matrix and the strictly lower triangular part of <i>a</i> is not referenced. Before entry with <i>uplo</i> = 'L' or 'l', the leading <i>n</i> -by- <i>n</i> lower triangular part of the array <i>a</i> must contain the lower triangular part of the Hermitian matrix and the strictly upper triangular part of <i>a</i> is not referenced. The imaginary parts of the diagonal elements need not be set and are assumed to be zero.
<i>lda</i>	INTEGER. Specifies the first dimension of <i>a</i> as declared in the calling (sub)program. The value of <i>lda</i> must be at least $\max(1, n)$.

Output Parameters

<i>a</i>	With <i>uplo</i> = 'U' or 'u', the upper triangular part of the array <i>a</i> is overwritten by the upper triangular part of the updated matrix. With <i>uplo</i> = 'L' or 'l', the lower triangular part of the array <i>a</i> is overwritten by the lower triangular part of the updated matrix. The imaginary parts of the diagonal elements are set to zero.
----------	---

Fortran 95 Interface Notes

Routines in Fortran 95 interface have fewer arguments in the calling sequence than their FORTRAN 77 counterparts. For general conventions applied to skip redundant or reconstructible arguments, see [Fortran 95 Interface Conventions](#).

Specific details for the routine `her` interface are the following:

<code>a</code>	Holds the matrix A of size (n,n) .
<code>x</code>	Holds the vector with the number of elements n .
<code>uplo</code>	Must be 'U' or 'L'. The default value is 'U'.
<code>alpha</code>	The default value is 1.

?her2

Performs a rank-2 update of a Hermitian matrix.

Syntax

FORTRAN 77:

```
call cher2(uplo, n, alpha, x, incx, y, incy, a, lda)
call zher2(uplo, n, alpha, x, incx, y, incy, a, lda)
```

Fortran 95:

```
call her2(a, x, y [,uplo][,alpha])
```

Description

This routine is declared in `mkl_blas.fi` for FORTRAN 77 interface, in `blas.f90` for Fortran 95 interface, and in `mkl_blas.h` for C interface.

The `?her2` routines perform a matrix-vector operation defined as

$$A := \alpha * x * \text{conjg}(y') + \text{conjg}(\alpha) * y * \text{conjg}(x') + A,$$

where:

α is a scalar,

x and y are n -element vectors,

A is an n -by- n Hermitian matrix.

Input Parameters

<i>uplo</i>	<p>CHARACTER*1. Specifies whether the upper or lower triangular part of the array <i>a</i> is used.</p> <p>If <i>uplo</i> = 'U' or 'u', then the upper triangular of the array <i>a</i> is used.</p> <p>If <i>uplo</i> = 'L' or 'l', then the low triangular of the array <i>a</i> is used.</p>
<i>n</i>	<p>INTEGER. Specifies the order of the matrix <i>A</i>. The value of <i>n</i> must be at least zero.</p>
<i>alpha</i>	<p>COMPLEX for cher2 DOUBLE COMPLEX for zher2</p> <p>Specifies the scalar <i>alpha</i>.</p>
<i>x</i>	<p>COMPLEX for cher2 DOUBLE COMPLEX for zher2</p> <p>Array, DIMENSION at least $(1 + (n - 1) * \text{abs}(\text{incx}))$. Before entry, the incremented array <i>x</i> must contain the <i>n</i>-element vector <i>x</i>.</p>
<i>incx</i>	<p>INTEGER. Specifies the increment for the elements of <i>x</i>. The value of <i>incx</i> must not be zero.</p>
<i>y</i>	<p>COMPLEX for cher2 DOUBLE COMPLEX for zher2</p> <p>Array, DIMENSION at least $(1 + (n - 1) * \text{abs}(\text{incy}))$. Before entry, the incremented array <i>y</i> must contain the <i>n</i>-element vector <i>y</i>.</p>
<i>incy</i>	<p>INTEGER. Specifies the increment for the elements of <i>y</i>. The value of <i>incy</i> must not be zero.</p>
<i>a</i>	<p>COMPLEX for cher2 DOUBLE COMPLEX for zher2</p> <p>Array, DIMENSION (<i>lda</i>, <i>n</i>). Before entry with <i>uplo</i> = 'U' or 'u', the leading <i>n</i>-by-<i>n</i> upper triangular part of the array <i>a</i> must contain the upper triangular part of the Hermitian matrix and the strictly lower triangular part of <i>a</i> is not referenced.</p>

Before entry with `uplo = 'L' or 'l'`, the leading n -by- n lower triangular part of the array `a` must contain the lower triangular part of the Hermitian matrix and the strictly upper triangular part of `a` is not referenced.
The imaginary parts of the diagonal elements need not be set and are assumed to be zero.

`lda`

INTEGER. Specifies the first dimension of `a` as declared in the calling (sub)program. The value of `lda` must be at least $\max(1, n)$.

Output Parameters

`a`

With `uplo = 'U' or 'u'`, the upper triangular part of the array `a` is overwritten by the upper triangular part of the updated matrix.

With `uplo = 'L' or 'l'`, the lower triangular part of the array `a` is overwritten by the lower triangular part of the updated matrix.

The imaginary parts of the diagonal elements are set to zero.

Fortran 95 Interface Notes

Routines in Fortran 95 interface have fewer arguments in the calling sequence than their FORTRAN 77 counterparts. For general conventions applied to skip redundant or reconstructible arguments, see [Fortran 95 Interface Conventions](#).

Specific details for the routine `her2` interface are the following:

<code>a</code>	Holds the matrix A of size (n,n) .
<code>x</code>	Holds the vector with the number of elements n .
<code>y</code>	Holds the vector with the number of elements n .
<code>uplo</code>	Must be 'U' or 'L'. The default value is 'U'.
<code>alpha</code>	The default value is 1.

?hpmv

Computes a matrix-vector product using a Hermitian packed matrix.

Syntax

FORTRAN 77:

```
call chpmv(uplo, n, alpha, ap, x, incx, beta, y, incy)
call zhpmv(uplo, n, alpha, ap, x, incx, beta, y, incy)
```

Fortran 95:

```
call hpmv(ap, x, y [,uplo][,alpha] [,beta])
```

Description

This routine is declared in `mkl_blas.fi` for FORTRAN 77 interface, in `blas.f90` for Fortran 95 interface, and in `mkl_blas.h` for C interface.

The `?hpmv` routines perform a matrix-vector operation defined as

$$y := \alpha * A * x + \beta * y,$$

where:

alpha and *beta* are scalars,

x and *y* are *n*-element vectors,

A is an *n*-by-*n* Hermitian matrix, supplied in packed form.

Input Parameters

<i>uplo</i>	CHARACTER*1. Specifies whether the upper or lower triangular part of the matrix <i>A</i> is supplied in the packed array <i>ap</i> . If <i>uplo</i> = 'U' or 'u', then the upper triangular part of the matrix <i>A</i> is supplied in the packed array <i>ap</i> . If <i>uplo</i> = 'L' or 'l', then the low triangular part of the matrix <i>A</i> is supplied in the packed array <i>ap</i> .
<i>n</i>	INTEGER. Specifies the order of the matrix <i>A</i> . The value of <i>n</i> must be at least zero.
<i>alpha</i>	COMPLEX for <code>chpmv</code>

	DOUBLE COMPLEX for zhpmv Specifies the scalar <i>alpha</i> .
<i>ap</i>	COMPLEX for chpmv DOUBLE COMPLEX for zhpmv Array, DIMENSION at least $((n*(n+1))/2)$. Before entry with <i>uplo</i> = 'U' or 'u', the array <i>ap</i> must contain the upper triangular part of the Hermitian matrix packed sequentially, column-by-column, so that <i>ap</i> (1) contains <i>a</i> (1, 1), <i>ap</i> (2) and <i>ap</i> (3) contain <i>a</i> (1, 2) and <i>a</i> (2, 2) respectively, and so on. Before entry with <i>uplo</i> = 'L' or 'l', the array <i>ap</i> must contain the lower triangular part of the Hermitian matrix packed sequentially, column-by-column, so that <i>ap</i> (1) contains <i>a</i> (1, 1), <i>ap</i> (2) and <i>ap</i> (3) contain <i>a</i> (2, 1) and <i>a</i> (3, 1) respectively, and so on. The imaginary parts of the diagonal elements need not be set and are assumed to be zero.
<i>x</i>	COMPLEX for chpmv DOUBLE PRECISION COMPLEX for zhpmv Array, DIMENSION at least $(1 + (n-1)*abs(incx))$. Before entry, the incremented array <i>x</i> must contain the <i>n</i> -element vector <i>x</i> .
<i>incx</i>	INTEGER. Specifies the increment for the elements of <i>x</i> . The value of <i>incx</i> must not be zero.
<i>beta</i>	COMPLEX for chpmv DOUBLE COMPLEX for zhpmv Specifies the scalar <i>beta</i> . When <i>beta</i> is equal to zero then <i>y</i> need not be set on input.
<i>y</i>	COMPLEX for chpmv DOUBLE COMPLEX for zhpmv Array, DIMENSION at least $(1 + (n-1)*abs(incy))$. Before entry, the incremented array <i>y</i> must contain the <i>n</i> -element vector <i>y</i> .
<i>incy</i>	INTEGER. Specifies the increment for the elements of <i>y</i> . The value of <i>incy</i> must not be zero.

Output Parameters

y Overwritten by the updated vector *y*.

Fortran 95 Interface Notes

Routines in Fortran 95 interface have fewer arguments in the calling sequence than their FORTRAN 77 counterparts. For general conventions applied to skip redundant or reconstructible arguments, see [Fortran 95 Interface Conventions](#).

Specific details for the routine `hpmv` interface are the following:

<i>ap</i>	Holds the array <i>ap</i> of size $(n * (n + 1) / 2)$.
<i>x</i>	Holds the vector with the number of elements <i>n</i> .
<i>y</i>	Holds the vector with the number of elements <i>n</i> .
<i>uplo</i>	Must be 'U' or 'L'. The default value is 'U'.
<i>alpha</i>	The default value is 1.
<i>beta</i>	The default value is 0.

?hpr

Performs a rank-1 update of a Hermitian packed matrix.

Syntax

FORTRAN 77:

```
call chpr(uplo, n, alpha, x, incx, ap)
call zhpr(uplo, n, alpha, x, incx, ap)
```

Fortran 95:

```
call hpr(ap, x [,uplo] [, alpha])
```

Description

This routine is declared in `mkl_blas.fi` for FORTRAN 77 interface, in `blas.f90` for Fortran 95 interface, and in `mkl_blas.h` for C interface.

The `?hpr` routines perform a matrix-vector operation defined as

$$A := \alpha * x * \text{conjg}(x') + A,$$

where:

α is a real scalar,

x is an n -element vector,

A is an n -by- n Hermitian matrix, supplied in packed form.

Input Parameters

$uplo$	<p>CHARACTER*1. Specifies whether the upper or lower triangular part of the matrix A is supplied in the packed array ap.</p> <p>If $uplo = 'U'$ or $'u'$, the upper triangular part of the matrix A is supplied in the packed array ap.</p> <p>If $uplo = 'L'$ or $'l'$, the low triangular part of the matrix A is supplied in the packed array ap.</p>
n	<p>INTEGER. Specifies the order of the matrix A. The value of n must be at least zero.</p>
α	<p>REAL for <code>chpr</code> DOUBLE PRECISION for <code>zhpr</code> Specifies the scalar α.</p>
x	<p>COMPLEX for <code>chpr</code> DOUBLE COMPLEX for <code>zhpr</code> Array, DIMENSION at least $(1 + (n - 1) * \text{abs}(\text{incx}))$. Before entry, the incremented array x must contain the n-element vector x.</p>
$incx$	<p>INTEGER. Specifies the increment for the elements of x. $incx$ must not be zero.</p>
ap	<p>COMPLEX for <code>chpr</code> DOUBLE COMPLEX for <code>zhpr</code> Array, DIMENSION at least $((n * (n + 1)) / 2)$. Before entry with $uplo = 'U'$ or $'u'$, the array ap must contain the upper triangular part of the Hermitian matrix packed sequentially, column-by-column, so that $ap(1)$ contains $a(1, 1)$, $ap(2)$ and $ap(3)$ contain $a(1, 2)$ and $a(2, 2)$ respectively, and so on.</p>

Before entry with `uplo = 'L' or 'l'`, the array `ap` must contain the lower triangular part of the Hermitian matrix packed sequentially, column-by-column, so that `ap(1)` contains `a(1, 1)`, `ap(2)` and `ap(3)` contain `a(2, 1)` and `a(3, 1)` respectively, and so on. The imaginary parts of the diagonal elements need not be set and are assumed to be zero.

Output Parameters

`ap` With `uplo = 'U' or 'u'`, overwritten by the upper triangular part of the updated matrix.
With `uplo = 'L' or 'l'`, overwritten by the lower triangular part of the updated matrix.
The imaginary parts of the diagonal elements are set to zero.

Fortran 95 Interface Notes

Routines in Fortran 95 interface have fewer arguments in the calling sequence than their FORTRAN 77 counterparts. For general conventions applied to skip redundant or reconstructible arguments, see [Fortran 95 Interface Conventions](#).

Specific details for the routine `hpr` interface are the following:

<code>ap</code>	Holds the array <code>ap</code> of size $(n*(n+1)/2)$.
<code>x</code>	Holds the vector with the number of elements <code>n</code> .
<code>uplo</code>	Must be <code>'U'</code> or <code>'L'</code> . The default value is <code>'U'</code> .
<code>alpha</code>	The default value is 1.

?hpr2

Performs a rank-2 update of a Hermitian packed matrix.

Syntax

FORTRAN 77:

```
call chpr2(uplo, n, alpha, x, incx, y, incy, ap)
call zhpr2(uplo, n, alpha, x, incx, y, incy, ap)
```

Fortran 95:

```
call hpr2(ap, x, y [,uplo][,alpha])
```

Description

This routine is declared in `mkl_blas.fi` for FORTRAN 77 interface, in `blas.f90` for Fortran 95 interface, and in `mkl_blas.h` for C interface.

The `?hpr2` routines perform a matrix-vector operation defined as

$$A := \alpha * x * \text{conjg}(y') + \text{conjg}(\alpha) * y * \text{conjg}(x') + A,$$

where:

alpha is a scalar,

x and *y* are *n*-element vectors,

A is an *n*-by-*n* Hermitian matrix, supplied in packed form.

Input Parameters

<i>uplo</i>	<p>CHARACTER*1. Specifies whether the upper or lower triangular part of the matrix <i>A</i> is supplied in the packed array <i>ap</i>.</p> <p>If <i>uplo</i> = 'U' or 'u', then the upper triangular part of the matrix <i>A</i> is supplied in the packed array <i>ap</i>.</p> <p>If <i>uplo</i> = 'L' or 'l', then the low triangular part of the matrix <i>A</i> is supplied in the packed array <i>ap</i>.</p>
<i>n</i>	<p>INTEGER. Specifies the order of the matrix <i>A</i>. The value of <i>n</i> must be at least zero.</p>
<i>alpha</i>	<p>COMPLEX for <code>chpr2</code> DOUBLE COMPLEX for <code>zhpr2</code> Specifies the scalar <i>alpha</i>.</p>
<i>x</i>	<p>COMPLEX for <code>chpr2</code> DOUBLE COMPLEX for <code>zhpr2</code> Array, dimension at least $(1 + (n - 1) * \text{abs}(\text{incx}))$. Before entry, the incremented array <i>x</i> must contain the <i>n</i>-element vector <i>x</i>.</p>
<i>incx</i>	<p>INTEGER. Specifies the increment for the elements of <i>x</i>. The value of <i>incx</i> must not be zero.</p>

<i>y</i>	<p>COMPLEX for <code>chpr2</code> DOUBLE COMPLEX for <code>zhpr2</code> Array, DIMENSION at least $(1 + (n - 1) * \text{abs}(\text{incy}))$. Before entry, the incremented array <i>y</i> must contain the <i>n</i>-element vector <i>y</i>.</p>
<i>incy</i>	<p>INTEGER. Specifies the increment for the elements of <i>y</i>. The value of <i>incy</i> must not be zero.</p>
<i>ap</i>	<p>COMPLEX for <code>chpr2</code> DOUBLE COMPLEX for <code>zhpr2</code> Array, DIMENSION at least $((n * (n + 1)) / 2)$. Before entry with <i>uplo</i> = 'U' or 'u', the array <i>ap</i> must contain the upper triangular part of the Hermitian matrix packed sequentially, column-by-column, so that <i>ap</i>(1) contains <i>a</i>(1,1), <i>ap</i>(2) and <i>ap</i>(3) contain <i>a</i>(1,2) and <i>a</i>(2,2) respectively, and so on. Before entry with <i>uplo</i> = 'L' or 'l', the array <i>ap</i> must contain the lower triangular part of the Hermitian matrix packed sequentially, column-by-column, so that <i>ap</i>(1) contains <i>a</i>(1,1), <i>ap</i>(2) and <i>ap</i>(3) contain <i>a</i>(2,1) and <i>a</i>(3,1) respectively, and so on. The imaginary parts of the diagonal elements need not be set and are assumed to be zero.</p>

Output Parameters

<i>ap</i>	<p>With <i>uplo</i> = 'U' or 'u', overwritten by the upper triangular part of the updated matrix. With <i>uplo</i> = 'L' or 'l', overwritten by the lower triangular part of the updated matrix. The imaginary parts of the diagonal elements need are set to zero.</p>
-----------	---

Fortran 95 Interface Notes

Routines in Fortran 95 interface have fewer arguments in the calling sequence than their FORTRAN 77 counterparts. For general conventions applied to skip redundant or reconstructible arguments, see [Fortran 95 Interface Conventions](#).

Specific details for the routine `hpr2` interface are the following:

<i>ap</i>	Holds the array <i>ap</i> of size $(n * (n + 1) / 2)$.
<i>x</i>	Holds the vector with the number of elements <i>n</i> .
<i>y</i>	Holds the vector with the number of elements <i>n</i> .
<i>uplo</i>	Must be 'U' or 'L'. The default value is 'U'.
<i>alpha</i>	The default value is 1.

?sbmv

Computes a matrix-vector product using a symmetric band matrix.

Syntax

FORTRAN 77:

```
call ssbmv(uplo, n, k, alpha, a, lda, x, incx, beta, y, incy)
call dsbmv(uplo, n, k, alpha, a, lda, x, incx, beta, y, incy)
```

Fortran 95:

```
call sbmv(a, x, y [,uplo][,alpha] [,beta])
```

Description

This routine is declared in `mkl_blas.fi` for FORTRAN 77 interface, in `blas.f90` for Fortran 95 interface, and in `mkl_blas.h` for C interface.

The `?sbmv` routines perform a matrix-vector operation defined as

$$y := \alpha * A * x + \beta * y,$$

where:

alpha and *beta* are scalars,

x and *y* are *n*-element vectors,

A is an *n*-by-*n* symmetric band matrix, with *k* super-diagonals.

Input Parameters

uplo CHARACTER*1. Specifies whether the upper or lower triangular part of the band matrix *A* is used:
if *uplo* = 'U' or 'u' - upper triangular part;

if *uplo* = 'L' or 'l' - low triangular part.

n INTEGER. Specifies the order of the matrix A. The value of *n* must be at least zero.

k INTEGER. Specifies the number of super-diagonals of the matrix A.
The value of *k* must satisfy $0 \leq k$.

alpha REAL for ssbmv
DOUBLE PRECISION for dsbmv
Specifies the scalar *alpha*.

a REAL for ssbmv
DOUBLE PRECISION for dsbmv
Array, DIMENSION (*lda*, *n*). Before entry with *uplo* = 'U' or 'u', the leading (*k* + 1) by *n* part of the array *a* must contain the upper triangular band part of the symmetric matrix, supplied column-by-column, with the leading diagonal of the matrix in row (*k* + 1) of the array, the first super-diagonal starting at position 2 in row *k*, and so on. The top left *k* by *k* triangle of the array *a* is not referenced.
The following program segment transfers the upper triangular part of a symmetric band matrix from conventional full matrix storage to band storage:

```

do 20, j = 1, n
  m = k + 1 - j
  do 10, i = max( 1, j - k ), j
    a( m + i, j ) = matrix( i, j )
  10 continue
20 continue
```

Before entry with *uplo* = 'L' or 'l', the leading (*k* + 1) by *n* part of the array *a* must contain the lower triangular band part of the symmetric matrix, supplied column-by-column, with the leading diagonal of the matrix in row 1 of the array, the first sub-diagonal starting at position 1 in row 2, and so on. The bottom right *k* by *k* triangle of the array *a* is not referenced.

The following program segment transfers the lower triangular part of a symmetric band matrix from conventional full matrix storage to band storage:

```

do 20, j = 1, n
    m = 1 - j
    do 10, i = j, min( n, j + k )
        a( m + i, j ) = matrix( i, j )
    10 continue
20 continue

```

<i>lda</i>	INTEGER. Specifies the first dimension of <i>a</i> as declared in the calling (sub)program. The value of <i>lda</i> must be at least $(k + 1)$.
<i>x</i>	REAL for ssbmv DOUBLE PRECISION for dsbmv Array, DIMENSION at least $(1 + (n - 1) * \text{abs}(\text{incx}))$. Before entry, the incremented array <i>x</i> must contain the vector <i>x</i> .
<i>incx</i>	INTEGER. Specifies the increment for the elements of <i>x</i> . The value of <i>incx</i> must not be zero.
<i>beta</i>	REAL for ssbmv DOUBLE PRECISION for dsbmv Specifies the scalar <i>beta</i> .
<i>y</i>	REAL for ssbmv DOUBLE PRECISION for dsbmv Array, DIMENSION at least $(1 + (n - 1) * \text{abs}(\text{incy}))$. Before entry, the incremented array <i>y</i> must contain the vector <i>y</i> .
<i>incy</i>	INTEGER. Specifies the increment for the elements of <i>y</i> . The value of <i>incy</i> must not be zero.

Output Parameters

<i>y</i>	Overwritten by the updated vector <i>y</i> .
----------	--

Fortran 95 Interface Notes

Routines in Fortran 95 interface have fewer arguments in the calling sequence than their FORTRAN 77 counterparts. For general conventions applied to skip redundant or reconstructible arguments, see [Fortran 95 Interface Conventions](#).

Specific details for the routine `sbmv` interface are the following:

<i>a</i>	Holds the array <i>a</i> of size $(k+1, n)$.
<i>x</i>	Holds the vector with the number of elements <i>n</i> .
<i>y</i>	Holds the vector with the number of elements <i>n</i> .
<i>uplo</i>	Must be 'U' or 'L'. The default value is 'U'.
<i>alpha</i>	The default value is 1.
<i>beta</i>	The default value is 0.

?spmv

Computes a matrix-vector product using a symmetric packed matrix.

Syntax

FORTRAN 77:

```
call sspmv(uplo, n, alpha, ap, x, incx, beta, y, incy)
call dspmv(uplo, n, alpha, ap, x, incx, beta, y, incy)
```

Fortran 95:

```
call spmv(ap, x, y [,uplo][,alpha] [,beta])
```

Description

This routine is declared in `mk1_blas.fi` for FORTRAN 77 interface, in `blas.f90` for Fortran 95 interface, and in `mk1_blas.h` for C interface.

The `?spmv` routines perform a matrix-vector operation defined as

$$y := \alpha A x + \beta y,$$

where:

alpha and *beta* are scalars,

x and y are n -element vectors,

A is an n -by- n symmetric matrix, supplied in packed form.

Input Parameters

<i>uplo</i>	<p>CHARACTER*1. Specifies whether the upper or lower triangular part of the matrix A is supplied in the packed array ap.</p> <p>If <i>uplo</i> = 'U' or 'u', then the upper triangular part of the matrix A is supplied in the packed array ap.</p> <p>If <i>uplo</i> = 'L' or 'l', then the low triangular part of the matrix A is supplied in the packed array ap.</p>
<i>n</i>	<p>INTEGER. Specifies the order of the matrix a. The value of n must be at least zero.</p>
<i>alpha</i>	<p>REAL for <code>sspmv</code> DOUBLE PRECISION for <code>dspmv</code> Specifies the scalar <i>alpha</i>.</p>
<i>ap</i>	<p>REAL for <code>sspmv</code> DOUBLE PRECISION for <code>dspmv</code> Array, DIMENSION at least $((n*(n + 1))/2)$. Before entry with <i>uplo</i> = 'U' or 'u', the array ap must contain the upper triangular part of the symmetric matrix packed sequentially, column-by-column, so that $ap(1)$ contains $a(1,1)$, $ap(2)$ and $ap(3)$ contain $a(1,2)$ and $a(2, 2)$ respectively, and so on. Before entry with <i>uplo</i> = 'L' or 'l', the array ap must contain the lower triangular part of the symmetric matrix packed sequentially, column-by-column, so that $ap(1)$ contains $a(1,1)$, $ap(2)$ and $ap(3)$ contain $a(2,1)$ and $a(3,1)$ respectively, and so on.</p>
<i>x</i>	<p>REAL for <code>sspmv</code> DOUBLE PRECISION for <code>dspmv</code> Array, DIMENSION at least $(1 + (n - 1)*abs(incx))$. Before entry, the incremented array x must contain the n-element vector x.</p>
<i>incx</i>	<p>INTEGER. Specifies the increment for the elements of x. The value of <i>incx</i> must not be zero.</p>

<i>beta</i>	<p>REAL for <code>sspmv</code> DOUBLE PRECISION for <code>dspmv</code> Specifies the scalar <i>beta</i>. When <i>beta</i> is supplied as zero, then <i>y</i> need not be set on input.</p>
<i>y</i>	<p>REAL for <code>sspmv</code> DOUBLE PRECISION for <code>dspmv</code> Array, DIMENSION at least $(1 + (n - 1) * \text{abs}(\text{incy}))$. Before entry, the incremented array <i>y</i> must contain the <i>n</i>-element vector <i>y</i>.</p>
<i>incy</i>	<p>INTEGER. Specifies the increment for the elements of <i>y</i>. The value of <i>incy</i> must not be zero.</p>

Output Parameters

<i>y</i>	Overwritten by the updated vector <i>y</i> .
----------	--

Fortran 95 Interface Notes

Routines in Fortran 95 interface have fewer arguments in the calling sequence than their FORTRAN 77 counterparts. For general conventions applied to skip redundant or reconstructible arguments, see [Fortran 95 Interface Conventions](#).

Specific details for the routine `spmv` interface are the following:

<i>ap</i>	Holds the array <i>ap</i> of size $(n * (n + 1) / 2)$.
<i>x</i>	Holds the vector with the number of elements <i>n</i> .
<i>y</i>	Holds the vector with the number of elements <i>n</i> .
<i>uplo</i>	Must be 'U' or 'L'. The default value is 'U'.
<i>alpha</i>	The default value is 1.
<i>beta</i>	The default value is 0.

?spr

Performs a rank-1 update of a symmetric packed matrix.

Syntax

FORTRAN 77:

```
call sspr(uplo, n, alpha, x, incx, ap)
call dspr(uplo, n, alpha, x, incx, ap)
```

Fortran 95:

```
call spr(ap, x [,uplo] [, alpha])
```

Description

This routine is declared in `mkl_blas.fi` for FORTRAN 77 interface, in `blas.f90` for Fortran 95 interface, and in `mkl_blas.h` for C interface.

The `?spr` routines perform a matrix-vector operation defined as

$$a := \alpha * x * x' + A,$$

where:

alpha is a real scalar,

x is an *n*-element vector,

A is an *n*-by-*n* symmetric matrix, supplied in packed form.

Input Parameters

<i>uplo</i>	CHARACTER*1. Specifies whether the upper or lower triangular part of the matrix <i>A</i> is supplied in the packed array <i>ap</i> . If <i>uplo</i> = 'U' or 'u', then the upper triangular part of the matrix <i>A</i> is supplied in the packed array <i>ap</i> . If <i>uplo</i> = 'L' or 'l', then the low triangular part of the matrix <i>A</i> is supplied in the packed array <i>ap</i> .
<i>n</i>	INTEGER. Specifies the order of the matrix <i>A</i> . The value of <i>n</i> must be at least zero.
<i>alpha</i>	REAL for <i>sspr</i>

	DOUBLE PRECISION for dspr Specifies the scalar <i>alpha</i> .
<i>x</i>	REAL for sspr DOUBLE PRECISION for dspr Array, DIMENSION at least $(1 + (n - 1) * \text{abs}(\text{incx}))$. Before entry, the incremented array <i>x</i> must contain the <i>n</i> -element vector <i>x</i> .
<i>incx</i>	INTEGER. Specifies the increment for the elements of <i>x</i> . The value of <i>incx</i> must not be zero.
<i>ap</i>	REAL for sspr DOUBLE PRECISION for dspr Array, DIMENSION at least $((n * (n + 1)) / 2)$. Before entry with <i>uplo</i> = 'U' or 'u', the array <i>ap</i> must contain the upper triangular part of the symmetric matrix packed sequentially, column-by-column, so that <i>ap</i> (1) contains <i>a</i> (1,1), <i>ap</i> (2) and <i>ap</i> (3) contain <i>a</i> (1,2) and <i>a</i> (2,2) respectively, and so on. Before entry with <i>uplo</i> = 'L' or 'l', the array <i>ap</i> must contain the lower triangular part of the symmetric matrix packed sequentially, column-by-column, so that <i>ap</i> (1) contains <i>a</i> (1,1), <i>ap</i> (2) and <i>ap</i> (3) contain <i>a</i> (2,1) and <i>a</i> (3,1) respectively, and so on.

Output Parameters

<i>ap</i>	With <i>uplo</i> = 'U' or 'u', overwritten by the upper triangular part of the updated matrix. With <i>uplo</i> = 'L' or 'l', overwritten by the lower triangular part of the updated matrix.
-----------	--

Fortran 95 Interface Notes

Routines in Fortran 95 interface have fewer arguments in the calling sequence than their FORTRAN 77 counterparts. For general conventions applied to skip redundant or reconstructible arguments, see [Fortran 95 Interface Conventions](#).

Specific details for the routine *spr* interface are the following:

<i>ap</i>	Holds the array <i>ap</i> of size $(n * (n + 1)) / 2$.
<i>x</i>	Holds the vector with the number of elements <i>n</i> .

<i>uplo</i>	Must be 'U' or 'L'. The default value is 'U'.
<i>alpha</i>	The default value is 1.

?spr2

Performs a rank-2 update of a symmetric packed matrix.

Syntax

FORTRAN 77:

```
call sspr2(uplo, n, alpha, x, incx, y, incy, ap)
call dspr2(uplo, n, alpha, x, incx, y, incy, ap)
```

Fortran 95:

```
call spr2(ap, x, y [,uplo][,alpha])
```

Description

This routine is declared in `mkl_blas.fi` for FORTRAN 77 interface, in `blas.f90` for Fortran 95 interface, and in `mkl_blas.h` for C interface.

The ?spr2 routines perform a matrix-vector operation defined as

$$A := \alpha * x * y' + \alpha * y * x' + A,$$

where:

alpha is a scalar,

x and *y* are *n*-element vectors,

A is an *n*-by-*n* symmetric matrix, supplied in packed form.

Input Parameters

<i>uplo</i>	CHARACTER*1. Specifies whether the upper or lower triangular part of the matrix <i>A</i> is supplied in the packed array <i>ap</i> . If <i>uplo</i> = 'U' or 'u', then the upper triangular part of the matrix <i>A</i> is supplied in the packed array <i>ap</i> . If <i>uplo</i> = 'L' or 'l', then the low triangular part of the matrix <i>A</i> is supplied in the packed array <i>ap</i> .
-------------	--

<i>n</i>	INTEGER. Specifies the order of the matrix <i>A</i> . The value of <i>n</i> must be at least zero.
<i>alpha</i>	REAL for <i>sspr2</i> DOUBLE PRECISION for <i>dspr2</i> Specifies the scalar <i>alpha</i> .
<i>x</i>	REAL for <i>sspr2</i> DOUBLE PRECISION for <i>dspr2</i> Array, DIMENSION at least $(1 + (n - 1) * \text{abs}(\text{incx}))$. Before entry, the incremented array <i>x</i> must contain the <i>n</i> -element vector <i>x</i> .
<i>incx</i>	INTEGER. Specifies the increment for the elements of <i>x</i> . The value of <i>incx</i> must not be zero.
<i>y</i>	REAL for <i>sspr2</i> DOUBLE PRECISION for <i>dspr2</i> Array, DIMENSION at least $(1 + (n - 1) * \text{abs}(\text{incy}))$. Before entry, the incremented array <i>y</i> must contain the <i>n</i> -element vector <i>y</i> .
<i>incy</i>	INTEGER. Specifies the increment for the elements of <i>y</i> . The value of <i>incy</i> must not be zero.
<i>ap</i>	REAL for <i>sspr2</i> DOUBLE PRECISION for <i>dspr2</i> Array, DIMENSION at least $((n * (n + 1)) / 2)$. Before entry with <i>uplo</i> = 'U' or 'u', the array <i>ap</i> must contain the upper triangular part of the symmetric matrix packed sequentially, column-by-column, so that <i>ap</i> (1) contains <i>a</i> (1,1), <i>ap</i> (2) and <i>ap</i> (3) contain <i>a</i> (1,2) and <i>a</i> (2,2) respectively, and so on. Before entry with <i>uplo</i> = 'L' or 'l', the array <i>ap</i> must contain the lower triangular part of the symmetric matrix packed sequentially, column-by-column, so that <i>ap</i> (1) contains <i>a</i> (1,1), <i>ap</i> (2) and <i>ap</i> (3) contain <i>a</i> (2,1) and <i>a</i> (3,1) respectively, and so on.

Output Parameters

<i>ap</i>	With <i>uplo</i> = 'U' or 'u', overwritten by the upper triangular part of the updated matrix.
-----------	--

With `uplo = 'L' or 'l'`, overwritten by the lower triangular part of the updated matrix.

Fortran 95 Interface Notes

Routines in Fortran 95 interface have fewer arguments in the calling sequence than their FORTRAN 77 counterparts. For general conventions applied to skip redundant or reconstructible arguments, see [Fortran 95 Interface Conventions](#).

Specific details for the routine `spr2` interface are the following:

<code>ap</code>	Holds the array <code>ap</code> of size $(n*(n+1)/2)$.
<code>x</code>	Holds the vector with the number of elements n .
<code>y</code>	Holds the vector with the number of elements n .
<code>uplo</code>	Must be 'U' or 'L'. The default value is 'U'.
<code>alpha</code>	The default value is 1.

?symv

Computes a matrix-vector product for a symmetric matrix.

Syntax

FORTRAN 77:

```
call ssymv(uplo, n, alpha, a, lda, x, incx, beta, y, incy)
call dsymv(uplo, n, alpha, a, lda, x, incx, beta, y, incy)
```

Fortran 95:

```
call symv(a, x, y [,uplo][,alpha] [,beta])
```

Description

This routine is declared in `mkl_blas.fi` for FORTRAN 77 interface, in `blas.f90` for Fortran 95 interface, and in `mkl_blas.h` for C interface.

The `?symv` routines perform a matrix-vector operation defined as

$$y := \alpha A x + \beta y,$$

where:

alpha and *beta* are scalars,
x and *y* are *n*-element vectors,
A is an *n*-by-*n* symmetric matrix.

Input Parameters

<i>uplo</i>	<p>CHARACTER*1. Specifies whether the upper or lower triangular part of the array <i>a</i> is used.</p> <p>If <i>uplo</i> = 'U' or 'u', then the upper triangular part of the array <i>a</i> is used.</p> <p>If <i>uplo</i> = 'L' or 'l', then the low triangular part of the array <i>a</i> is used.</p>
<i>n</i>	<p>INTEGER. Specifies the order of the matrix <i>a</i>. The value of <i>n</i> must be at least zero.</p>
<i>alpha</i>	<p>REAL for <i>ssymv</i> DOUBLE PRECISION for <i>dsymv</i> Specifies the scalar <i>alpha</i>.</p>
<i>a</i>	<p>REAL for <i>ssymv</i> DOUBLE PRECISION for <i>dsymv</i> Array, DIMENSION (<i>lda</i>, <i>n</i>). Before entry with <i>uplo</i> = 'U' or 'u', the leading <i>n</i>-by-<i>n</i> upper triangular part of the array <i>a</i> must contain the upper triangular part of the symmetric matrix <i>A</i> and the strictly lower triangular part of <i>a</i> is not referenced. Before entry with <i>uplo</i> = 'L' or 'l', the leading <i>n</i>-by-<i>n</i> lower triangular part of the array <i>a</i> must contain the lower triangular part of the symmetric matrix <i>A</i> and the strictly upper triangular part of <i>a</i> is not referenced.</p>
<i>lda</i>	<p>INTEGER. Specifies the first dimension of <i>a</i> as declared in the calling (sub)program. The value of <i>lda</i> must be at least $\max(1, n)$.</p>
<i>x</i>	<p>REAL for <i>ssymv</i> DOUBLE PRECISION for <i>dsymv</i> Array, DIMENSION at least $(1 + (n - 1) * \text{abs}(\text{incx}))$. Before entry, the incremented array <i>x</i> must contain the <i>n</i>-element vector <i>x</i>.</p>
<i>incx</i>	<p>INTEGER. Specifies the increment for the elements of <i>x</i>.</p>

	The value of <i>incx</i> must not be zero.
<i>beta</i>	REAL for <i>ssymv</i> DOUBLE PRECISION for <i>dsymv</i> Specifies the scalar <i>beta</i> . When <i>beta</i> is supplied as zero, then <i>y</i> need not be set on input.
<i>y</i>	REAL for <i>ssymv</i> DOUBLE PRECISION for <i>dsymv</i> Array, DIMENSION at least $(1 + (n - 1) * \text{abs}(\text{incy}))$. Before entry, the incremented array <i>y</i> must contain the <i>n</i> -element vector <i>y</i> .
<i>incy</i>	INTEGER. Specifies the increment for the elements of <i>y</i> . The value of <i>incy</i> must not be zero.

Output Parameters

<i>y</i>	Overwritten by the updated vector <i>y</i> .
----------	--

Fortran 95 Interface Notes

Routines in Fortran 95 interface have fewer arguments in the calling sequence than their FORTRAN 77 counterparts. For general conventions applied to skip redundant or reconstructible arguments, see [Fortran 95 Interface Conventions](#).

Specific details for the routine *symv* interface are the following:

<i>a</i>	Holds the matrix <i>A</i> of size (n, n) .
<i>x</i>	Holds the vector with the number of elements <i>n</i> .
<i>y</i>	Holds the vector with the number of elements <i>n</i> .
<i>uplo</i>	Must be 'U' or 'L'. The default value is 'U'.
<i>alpha</i>	The default value is 1.
<i>beta</i>	The default value is 0.

?syr

Performs a rank-1 update of a symmetric matrix.

Syntax

FORTRAN 77:

```
call ssyr(uplo, n, alpha, x, incx, a, lda)
call dsyr(uplo, n, alpha, x, incx, a, lda)
```

Fortran 95:

```
call syr(a, x [,uplo] [, alpha])
```

Description

This routine is declared in `mkl_blas.fi` for FORTRAN 77 interface, in `blas.f90` for Fortran 95 interface, and in `mkl_blas.h` for C interface.

The ?syr routines perform a matrix-vector operation defined as

$$A := \alpha x x^T + A,$$

where:

alpha is a real scalar,

x is an *n*-element vector,

A is an *n*-by-*n* symmetric matrix.

Input Parameters

<i>uplo</i>	CHARACTER*1. Specifies whether the upper or lower triangular part of the array <i>a</i> is used. If <i>uplo</i> = 'U' or 'u', then the upper triangular part of the array <i>a</i> is used. If <i>uplo</i> = 'L' or 'l', then the low triangular part of the array <i>a</i> is used.
<i>n</i>	INTEGER. Specifies the order of the matrix <i>A</i> . The value of <i>n</i> must be at least zero.
<i>alpha</i>	REAL for ssyr DOUBLE PRECISION for dsyr

	Specifies the scalar <i>alpha</i> .
<i>x</i>	REAL for <i>ssyr</i> DOUBLE PRECISION for <i>dsyr</i> Array, DIMENSION at least $(1 + (n-1)*abs(incx))$. Before entry, the incremented array <i>x</i> must contain the <i>n</i> -element vector <i>x</i> .
<i>incx</i>	INTEGER. Specifies the increment for the elements of <i>x</i> . The value of <i>incx</i> must not be zero.
<i>a</i>	REAL for <i>ssyr</i> DOUBLE PRECISION for <i>dsyr</i> Array, DIMENSION (<i>lda</i> , <i>n</i>). Before entry with <i>uplo</i> = 'U' or 'u', the leading <i>n</i> -by- <i>n</i> upper triangular part of the array <i>a</i> must contain the upper triangular part of the symmetric matrix <i>A</i> and the strictly lower triangular part of <i>a</i> is not referenced. Before entry with <i>uplo</i> = 'L' or 'l', the leading <i>n</i> -by- <i>n</i> lower triangular part of the array <i>a</i> must contain the lower triangular part of the symmetric matrix <i>A</i> and the strictly upper triangular part of <i>a</i> is not referenced.
<i>lda</i>	INTEGER. Specifies the first dimension of <i>a</i> as declared in the calling (sub)program. The value of <i>lda</i> must be at least $\max(1, n)$.

Output Parameters

<i>a</i>	With <i>uplo</i> = 'U' or 'u', the upper triangular part of the array <i>a</i> is overwritten by the upper triangular part of the updated matrix. With <i>uplo</i> = 'L' or 'l', the lower triangular part of the array <i>a</i> is overwritten by the lower triangular part of the updated matrix.
----------	--

Fortran 95 Interface Notes

Routines in Fortran 95 interface have fewer arguments in the calling sequence than their FORTRAN 77 counterparts. For general conventions applied to skip redundant or reconstructible arguments, see [Fortran 95 Interface Conventions](#).

Specific details for the routine *syr* interface are the following:

<i>a</i>	Holds the matrix <i>A</i> of size (n,n) .
<i>x</i>	Holds the vector with the number of elements <i>n</i> .
<i>uplo</i>	Must be 'U' or 'L'. The default value is 'U'.
<i>alpha</i>	The default value is 1.

?syr2

Performs a rank-2 update of symmetric matrix.

Syntax

FORTRAN 77:

```
call ssyr2(uplo, n, alpha, x, incx, y, incy, a, lda)
call dsyr2(uplo, n, alpha, x, incx, y, incy, a, lda)
```

Fortran 95:

```
call syr2(a, x, y [,uplo][,alpha])
```

Description

This routine is declared in `mkl_blas.fi` for FORTRAN 77 interface, in `blas.f90` for Fortran 95 interface, and in `mkl_blas.h` for C interface.

The ?syr2 routines perform a matrix-vector operation defined as

$$A := \alpha x x' + \alpha y y' + A,$$

where:

alpha is a scalar,

x and *y* are *n*-element vectors,

A is an *n*-by-*n* symmetric matrix.

Input Parameters

<i>uplo</i>	CHARACTER*1. Specifies whether the upper or lower triangular part of the array <i>a</i> is used. If <i>uplo</i> = 'U' or 'u', then the upper triangular part of the array <i>a</i> is used.
-------------	--

	If <i>uplo</i> = 'L' or 'l', then the low triangular part of the array <i>a</i> is used.
<i>n</i>	INTEGER. Specifies the order of the matrix <i>A</i> . The value of <i>n</i> must be at least zero.
<i>alpha</i>	REAL for <i>ssyr2</i> DOUBLE PRECISION for <i>dsyr2</i> Specifies the scalar <i>alpha</i> .
<i>x</i>	REAL for <i>ssyr2</i> DOUBLE PRECISION for <i>dsyr2</i> Array, DIMENSION at least $(1 + (n - 1) * \text{abs}(\text{incx}))$. Before entry, the incremented array <i>x</i> must contain the <i>n</i> -element vector <i>x</i> .
<i>incx</i>	INTEGER. Specifies the increment for the elements of <i>x</i> . The value of <i>incx</i> must not be zero.
<i>y</i>	REAL for <i>ssyr2</i> DOUBLE PRECISION for <i>dsyr2</i> Array, DIMENSION at least $(1 + (n - 1) * \text{abs}(\text{incy}))$. Before entry, the incremented array <i>y</i> must contain the <i>n</i> -element vector <i>y</i> .
<i>incy</i>	INTEGER. Specifies the increment for the elements of <i>y</i> . The value of <i>incy</i> must not be zero.
<i>a</i>	REAL for <i>ssyr2</i> DOUBLE PRECISION for <i>dsyr2</i> Array, DIMENSION (<i>lda</i> , <i>n</i>). Before entry with <i>uplo</i> = 'U' or 'u', the leading <i>n</i> -by- <i>n</i> upper triangular part of the array <i>a</i> must contain the upper triangular part of the symmetric matrix and the strictly lower triangular part of <i>a</i> is not referenced. Before entry with <i>uplo</i> = 'L' or 'l', the leading <i>n</i> -by- <i>n</i> lower triangular part of the array <i>a</i> must contain the lower triangular part of the symmetric matrix and the strictly upper triangular part of <i>a</i> is not referenced.
<i>lda</i>	INTEGER. Specifies the first dimension of <i>a</i> as declared in the calling (sub)program. The value of <i>lda</i> must be at least $\max(1, n)$.

Output Parameters

a With *uplo* = 'U' or 'u', the upper triangular part of the array *a* is overwritten by the upper triangular part of the updated matrix.
 With *uplo* = 'L' or 'l', the lower triangular part of the array *a* is overwritten by the lower triangular part of the updated matrix.

Fortran 95 Interface Notes

Routines in Fortran 95 interface have fewer arguments in the calling sequence than their FORTRAN 77 counterparts. For general conventions applied to skip redundant or reconstructible arguments, see [Fortran 95 Interface Conventions](#).

Specific details for the routine `syr2` interface are the following:

<i>a</i>	Holds the matrix <i>A</i> of size (n,n) .
<i>x</i>	Holds the vector <i>x</i> of length <i>n</i> .
<i>y</i>	Holds the vector <i>y</i> of length <i>n</i> .
<i>uplo</i>	Must be 'U' or 'L'. The default value is 'U'.
<i>alpha</i>	The default value is 1.

?tbmv

Computes a matrix-vector product using a triangular band matrix.

Syntax

FORTRAN 77:

```
call stbmv(uplo, trans, diag, n, k, a, lda, x, incx)
call dtbmv(uplo, trans, diag, n, k, a, lda, x, incx)
call ctbmv(uplo, trans, diag, n, k, a, lda, x, incx)
call ztbmv(uplo, trans, diag, n, k, a, lda, x, incx)
```

Fortran 95:

```
call tbmv(a, x [,uplo] [, trans] [,diag])
```


Description

This routine is declared in `mkl_blas.fi` for FORTRAN 77 interface, in `blas.f90` for Fortran 95 interface, and in `mkl_blas.h` for C interface.

The `?tbmv` routines perform one of the matrix-vector operations defined as

$x := A*x$, or $x := A'*x$, or $x := \text{conjg}(A')*x$,

where:

x is an n -element vector,

A is an n -by- n unit, or non-unit, upper or lower triangular band matrix, with $(k + 1)$ diagonals.

Input Parameters

<i>uplo</i>	CHARACTER*1. Specifies whether the matrix A is an upper or lower triangular matrix: if <i>uplo</i> = 'U' or 'u', then the matrix is upper triangular; if <i>uplo</i> = 'L' or 'l', then the matrix is low triangular.
<i>trans</i>	CHARACTER*1. Specifies the operation: if <i>trans</i> = 'N' or 'n', then $x := A*x$; if <i>trans</i> = 'T' or 't', then $x := A'*x$; if <i>trans</i> = 'C' or 'c', then $x := \text{conjg}(A')*x$.
<i>diag</i>	CHARACTER*1. Specifies whether the matrix A is unit triangular: if <i>diag</i> = 'U' or 'u' then the matrix is unit triangular; if <i>diag</i> = 'N' or 'n', then the matrix is not unit triangular.
<i>n</i>	INTEGER. Specifies the order of the matrix A . The value of n must be at least zero.
<i>k</i>	INTEGER. On entry with <i>uplo</i> = 'U' or 'u', k specifies the number of super-diagonals of the matrix A . On entry with <i>uplo</i> = 'L' or 'l', k specifies the number of sub-diagonals of the matrix a . The value of k must satisfy $0 \leq k$.
<i>a</i>	REAL for <code>stbmv</code> DOUBLE PRECISION for <code>dtbmv</code> COMPLEX for <code>ctbmv</code> DOUBLE COMPLEX for <code>ztbmv</code> Array, DIMENSION (<i>lda</i> , <i>n</i>).

Before entry with *uplo* = 'U' or 'u', the leading $(k + 1)$ by n part of the array *a* must contain the upper triangular band part of the matrix of coefficients, supplied column-by-column, with the leading diagonal of the matrix in row $(k + 1)$ of the array, the first super-diagonal starting at position 2 in row k , and so on. The top left k by k triangle of the array *a* is not referenced. The following program segment transfers an upper triangular band matrix from conventional full matrix storage to band storage:

```

do 20, j = 1, n
    m = k + 1 - j
do 10, i = max(1, j - k), j
    a(m + i, j) = matrix(i, j)
10 continue
20 continue

```

Before entry with *uplo* = 'L' or 'l', the leading $(k + 1)$ by n part of the array *a* must contain the lower triangular band part of the matrix of coefficients, supplied column-by-column, with the leading diagonal of the matrix in row 1 of the array, the first sub-diagonal starting at position 1 in row 2, and so on. The bottom right k by k triangle of the array *a* is not referenced. The following program segment transfers a lower triangular band matrix from conventional full matrix storage to band storage:

```

do 20, j = 1, n
    m = 1 - j
    do 10, i = j, min(n, j + k)
        a(m + i, j) = matrix(i, j)
10 continue
20 continue

```

Note that when *diag* = 'U' or 'u', the elements of the array *a* corresponding to the diagonal elements of the matrix are not referenced, but are assumed to be unity.

<i>lda</i>	INTEGER. Specifies the first dimension of <i>a</i> as declared in the calling (sub)program. The value of <i>lda</i> must be at least $(k + 1)$.
<i>x</i>	REAL for stbmv DOUBLE PRECISION for dtbmv COMPLEX for ctbmv DOUBLE COMPLEX for ztbmv Array, DIMENSION at least $(1 + (n - 1) * \text{abs}(\text{incx}))$. Before entry, the incremented array <i>x</i> must contain the <i>n</i> -element vector <i>x</i> .
<i>incx</i>	INTEGER. Specifies the increment for the elements of <i>x</i> . The value of <i>incx</i> must not be zero.

Output Parameters

<i>x</i>	Overwritten with the transformed vector <i>x</i> .
----------	--

Fortran 95 Interface Notes

Routines in Fortran 95 interface have fewer arguments in the calling sequence than their FORTRAN 77 counterparts. For general conventions applied to skip redundant or reconstructible arguments, see [Fortran 95 Interface Conventions](#).

Specific details for the routine *tbmv* interface are the following:

<i>a</i>	Holds the array <i>a</i> of size $(k+1, n)$.
<i>x</i>	Holds the vector with the number of elements <i>n</i> .
<i>uplo</i>	Must be 'U' or 'L'. The default value is 'U'.
<i>trans</i>	Must be 'N', 'C', or 'T'. The default value is 'N'.
<i>diag</i>	Must be 'N' or 'U'. The default value is 'N'.

?tbsv

Solves a system of linear equations whose coefficients are in a triangular band matrix.

Syntax

FORTRAN 77:

```
call stbsv(uplo, trans, diag, n, k, a, lda, x, incx)
call dtbsv(uplo, trans, diag, n, k, a, lda, x, incx)
call ctbsv(uplo, trans, diag, n, k, a, lda, x, incx)
call ztbsv(uplo, trans, diag, n, k, a, lda, x, incx)
```

Fortran 95:

```
call tbsv(a, x [,uplo] [, trans] [,diag])
```

Description

This routine is declared in `mkl_blas.fi` for FORTRAN 77 interface, in `blas.f90` for Fortran 95 interface, and in `mkl_blas.h` for C interface.

The ?tbsv routines solve one of the following systems of equations:

$A*x = b$, or $A'*x = b$, or $\text{conjg}(A')*x = b$,

where:

b and x are n -element vectors,

A is an n -by- n unit, or non-unit, upper or lower triangular band matrix, with $(k + 1)$ diagonals.

The routine does not test for singularity or near-singularity.

Such tests must be performed before calling this routine.

Input Parameters

<i>uplo</i>	CHARACTER*1. Specifies whether the matrix A is an upper or lower triangular matrix: if <i>uplo</i> = 'U' or 'u' the matrix is upper triangular; if <i>uplo</i> = 'L' or 'l', the matrix is low triangular.
<i>trans</i>	CHARACTER*1. Specifies the system of equations:

if *trans* = 'N' or 'n', then $A*x = b$;
 if *trans* = 'T' or 't', then $A'*x = b$;
 if *trans* = 'C' or 'c', then $\text{conjg}(A)*x = b$.

diag CHARACTER*1. Specifies whether the matrix *A* is unit triangular:
 if *diag* = 'U' or 'u' then the matrix is unit triangular;
 if *diag* = 'N' or 'n', then the matrix is not unit triangular.

n INTEGER. Specifies the order of the matrix *A*. The value of *n* must be at least zero.

k INTEGER. On entry with *uplo* = 'U' or 'u', *k* specifies the number of super-diagonals of the matrix *A*. On entry with *uplo* = 'L' or 'l', *k* specifies the number of sub-diagonals of the matrix *A*.
 The value of *k* must satisfy $0 \leq k$.

a REAL for stbsv
 DOUBLE PRECISION for dtbsv
 COMPLEX for ctbsv
 DOUBLE COMPLEX for ztbsv
 Array, DIMENSION (*lda*, *n*).
 Before entry with *uplo* = 'U' or 'u', the leading $(k + 1)$ by *n* part of the array *a* must contain the upper triangular band part of the matrix of coefficients, supplied column-by-column, with the leading diagonal of the matrix in row $(k + 1)$ of the array, the first super-diagonal starting at position 2 in row *k*, and so on. The top left *k* by *k* triangle of the array *a* is not referenced.
 The following program segment transfers an upper triangular band matrix from conventional full matrix storage to band storage:

```

do 20, j = 1, n
    m = k + 1 - j
    do 10, i = max(1, j - k), j1
        a(m + i, j) = matrix (i, j)
    10 continue
20 continue
  
```

Before entry with `uplo = 'L' or 'l'`, the leading $(k + 1)$ by n part of the array `a` must contain the lower triangular band part of the matrix of coefficients, supplied column-by-column, with the leading diagonal of the matrix in row 1 of the array, the first sub-diagonal starting at position 1 in row 2, and so on. The bottom right k by k triangle of the array `a` is not referenced.

The following program segment transfers a lower triangular band matrix from conventional full matrix storage to band storage:

```
do 20, j = 1, n
    m = 1 - j
    do 10, i = j, min(n, j + k)
        a(m + i, j) = matrix (i, j)
    10 continue
20 continue
```

When `diag = 'U' or 'u'`, the elements of the array `a` corresponding to the diagonal elements of the matrix are not referenced, but are assumed to be unity.

`lda`

INTEGER. Specifies the first dimension of `a` as declared in the calling (sub)program. The value of `lda` must be at least $(k + 1)$.

`x`

REAL for stbsv
DOUBLE PRECISION for dtbsv
COMPLEX for ctbsv
DOUBLE COMPLEX for ztbsv

Array, DIMENSION at least $(1 + (n - 1) * \text{abs}(\text{incx}))$. Before entry, the incremented array `x` must contain the n -element right-hand side vector `b`.

`incx`

INTEGER. Specifies the increment for the elements of `x`. The value of `incx` must not be zero.

Output Parameters

`x`

Overwritten with the solution vector `x`.

Fortran 95 Interface Notes

Routines in Fortran 95 interface have fewer arguments in the calling sequence than their FORTRAN 77 counterparts. For general conventions applied to skip redundant or reconstructible arguments, see [Fortran 95 Interface Conventions](#).

Specific details for the routine `tbsv` interface are the following:

<i>a</i>	Holds the array <i>a</i> of size $(k+1, n)$.
<i>x</i>	Holds the vector with the number of elements <i>n</i> .
<i>uplo</i>	Must be 'U' or 'L'. The default value is 'U'.
<i>trans</i>	Must be 'N', 'C', or 'T'. The default value is 'N'.
<i>diag</i>	Must be 'N' or 'U'. The default value is 'N'.

?tpmv

Computes a matrix-vector product using a triangular packed matrix.

Syntax

FORTRAN 77:

```
call stpmv(uplo, trans, diag, n, ap, x, incx)
call dtpmv(uplo, trans, diag, n, ap, x, incx)
call ctpmv(uplo, trans, diag, n, ap, x, incx)
call ztpmv(uplo, trans, diag, n, ap, x, incx)
```

Fortran 95:

```
call tpmv(ap, x [,uplo] [, trans] [,diag])
```

Description

This routine is declared in `mk1_blas.fi` for FORTRAN 77 interface, in `blas.f90` for Fortran 95 interface, and in `mk1_blas.h` for C interface.

The `?tpmv` routines perform one of the matrix-vector operations defined as

$x := A^*x$, or $x := A'^*x$, or $x := \text{conjg}(A')^*x$,

where:

x is an n -element vector,

A is an n -by- n unit, or non-unit, upper or lower triangular matrix, supplied in packed form.

Input Parameters

<i>uplo</i>	CHARACTER*1. Specifies whether the matrix A is upper or lower triangular: if <i>uplo</i> = 'U' or 'u', then the matrix is upper triangular; if <i>uplo</i> = 'L' or 'l', then the matrix is low triangular.
<i>trans</i>	CHARACTER*1. Specifies the operation: if <i>trans</i> = 'N' or 'n', then $x := A*x$; if <i>trans</i> = 'T' or 't', then $x := A'*x$; if <i>trans</i> = 'C' or 'c', then $x := \text{conjg}(A')*x$.
<i>diag</i>	CHARACTER*1. Specifies whether the matrix A is unit triangular: if <i>diag</i> = 'U' or 'u' then the matrix is unit triangular; if <i>diag</i> = 'N' or 'n', then the matrix is not unit triangular.
<i>n</i>	INTEGER. Specifies the order of the matrix A . The value of n must be at least zero.
<i>ap</i>	REAL for stpmv DOUBLE PRECISION for dtpmv COMPLEX for ctpmv DOUBLE COMPLEX for ztpmv Array, DIMENSION at least $((n*(n+1))/2)$. Before entry with <i>uplo</i> = 'U' or 'u', the array <i>ap</i> must contain the upper triangular matrix packed sequentially, column-by-column, so that <i>ap</i> (1) contains $a(1,1)$, <i>ap</i> (2) and <i>ap</i> (3) contain $a(1,2)$ and $a(2,2)$ respectively, and so on. Before entry with <i>uplo</i> = 'L' or 'l', the array <i>ap</i> must contain the lower triangular matrix packed sequentially, column-by-column, so that <i>ap</i> (1) contains $a(1,1)$, <i>ap</i> (2) and <i>ap</i> (3) contain $a(2,1)$ and $a(3,1)$ respectively, and so on. When <i>diag</i> = 'U' or 'u', the diagonal elements of a are not referenced, but are assumed to be unity.
<i>x</i>	REAL for stpmv DOUBLE PRECISION for dtpmv

COMPLEX for `ctpmv`
 DOUBLE COMPLEX for `ztpmv`
 Array, DIMENSION at least $(1 + (n - 1) * \text{abs}(\text{incx}))$.
 Before entry, the incremented array x must contain the
 n -element vector x .
 incx INTEGER. Specifies the increment for the elements of x .
 The value of incx must not be zero.

Output Parameters

x Overwritten with the transformed vector x .

Fortran 95 Interface Notes

Routines in Fortran 95 interface have fewer arguments in the calling sequence than their FORTRAN 77 counterparts. For general conventions applied to skip redundant or reconstructible arguments, see [Fortran 95 Interface Conventions](#).

Specific details for the routine `tpmv` interface are the following:

ap Holds the array ap of size $(n * (n + 1) / 2)$.
 x Holds the vector with the number of elements n .
 $uplo$ Must be 'U' or 'L'. The default value is 'U'.
 $trans$ Must be 'N', 'C', or 'T'.
 The default value is 'N'.
 $diag$ Must be 'N' or 'U'. The default value is 'N'.

?tpsv

*Solves a system of linear equations whose
 coefficients are in a triangular packed matrix.*

Syntax

FORTRAN 77:

```
call stpsv(uplo, trans, diag, n, ap, x, incx)
call dtpsv(uplo, trans, diag, n, ap, x, incx)
call ctpsv(uplo, trans, diag, n, ap, x, incx)
```

```
call ztpsv(uplo, trans, diag, n, ap, x, incx)
```

Fortran 95:

```
call tpsv(ap, x [,uplo] [, trans] [,diag])
```

Description

This routine is declared in `mkl_blas.fi` for FORTRAN 77 interface, in `blas.f90` for Fortran 95 interface, and in `mkl_blas.h` for C interface.

The `?tpsv` routines solve one of the following systems of equations

$A*x = b$, or $A'*x = b$, or $\text{conjg}(A')*x = b$,

where:

b and x are n -element vectors,

A is an n -by- n unit, or non-unit, upper or lower triangular matrix, supplied in packed form.

This routine does not test for singularity or near-singularity.

Such tests must be performed before calling this routine.

Input Parameters

<i>uplo</i>	CHARACTER*1. Specifies whether the matrix A is upper or lower triangular: if <i>uplo</i> = 'U' or 'u', then the matrix is upper triangular; if <i>uplo</i> = 'L' or 'l', then the matrix is low triangular.
<i>trans</i>	CHARACTER*1. Specifies the system of equations: if <i>trans</i> = 'N' or 'n', then $A*x = b$; if <i>trans</i> = 'T' or 't', then $A'*x = b$; if <i>trans</i> = 'C' or 'c', then $\text{conjg}(A')*x = b$.
<i>diag</i>	CHARACTER*1. Specifies whether the matrix A is unit triangular: if <i>diag</i> = 'U' or 'u' then the matrix is unit triangular; if <i>diag</i> = 'N' or 'n', then the matrix is not unit triangular.
<i>n</i>	INTEGER. Specifies the order of the matrix A . The value of n must be at least zero.
<i>ap</i>	REAL for <code>stpsv</code> DOUBLE PRECISION for <code>dtpsv</code> COMPLEX for <code>ctpsv</code>

DOUBLE COMPLEX for ztpsv
 Array, DIMENSION at least $((n*(n+1))/2)$. Before entry with *uplo* = 'U' or 'u', the array *ap* must contain the upper triangular matrix packed sequentially, column-by-column, so that *ap*(1) contains *a*(1, +1), *ap*(2) and *ap*(3) contain *a*(1, 2) and *a*(2, 2) respectively, and so on.
 Before entry with *uplo* = 'L' or 'l', the array *ap* must contain the lower triangular matrix packed sequentially, column-by-column, so that *ap*(1) contains *a*(1, +1), *ap*(2) and *ap*(3) contain *a*(2, +1) and *a*(3, +1) respectively, and so on.
 When *diag* = 'U' or 'u', the diagonal elements of *a* are not referenced, but are assumed to be unity.

x REAL for stpsv
 DOUBLE PRECISION for dtpsv
 COMPLEX for ctpsv
 DOUBLE COMPLEX for ztpsv
 Array, DIMENSION at least $(1 + (n-1)*abs(incx))$. Before entry, the incremented array *x* must contain the *n*-element right-hand side vector *b*.

incx INTEGER. Specifies the increment for the elements of *x*. The value of *incx* must not be zero.

Output Parameters

x Overwritten with the solution vector *x*.

Fortran 95 Interface Notes

Routines in Fortran 95 interface have fewer arguments in the calling sequence than their FORTRAN 77 counterparts. For general conventions applied to skip redundant or reconstructible arguments, see [Fortran 95 Interface Conventions](#).

Specific details for the routine *tpsv* interface are the following:

ap Holds the array *ap* of size $(n*(n+1)/2)$.
x Holds the vector with the number of elements *n*.
uplo Must be 'U' or 'L'. The default value is 'U'.

<i>trans</i>	Must be 'N', 'C', or 'T'. The default value is 'N'.
<i>diag</i>	Must be 'N' or 'U'. The default value is 'N'.

?trmv

Computes a matrix-vector product using a triangular matrix.

Syntax

FORTRAN 77:

```
call strmv(uplo, trans, diag, n, a, lda, x, incx)
call dtrmv(uplo, trans, diag, n, a, lda, x, incx)
call ctrmv(uplo, trans, diag, n, a, lda, x, incx)
call ztrmv(uplo, trans, diag, n, a, lda, x, incx)
```

Fortran 95:

```
call trmv(a, x [,uplo] [, trans] [,diag])
```

Description

This routine is declared in `mkl_blas.fi` for FORTRAN 77 interface, in `blas.f90` for Fortran 95 interface, and in `mkl_blas.h` for C interface.

The ?trmv routines perform one of the following matrix-vector operations defined as

$x := A * x$, or $x := A' * x$, or $x := \text{conjg}(A') * x$,

where:

x is an n -element vector,

A is an n -by- n unit, or non-unit, upper or lower triangular matrix.

Input Parameters

<i>uplo</i>	CHARACTER*1. Specifies whether the matrix A is upper or lower triangular: if <i>uplo</i> = 'U' or 'u', then the matrix is upper triangular; if <i>uplo</i> = 'L' or 'l', then the matrix is low triangular.
-------------	---

<i>trans</i>	<p>CHARACTER*1. Specifies the operation:</p> <p>if <i>trans</i> = 'N' or 'n', then $x := A*x$;</p> <p>if <i>trans</i> = 'T' or 't', then $x := A'*x$;</p> <p>if <i>trans</i> = 'C' or 'c', then $x := \text{conjg}(A)*x$.</p>
<i>diag</i>	<p>CHARACTER*1. Specifies whether the matrix <i>A</i> is unit triangular:</p> <p>if <i>diag</i> = 'U' or 'u' then the matrix is unit triangular;</p> <p>if <i>diag</i> = 'N' or 'n', then the matrix is not unit triangular.</p>
<i>n</i>	<p>INTEGER. Specifies the order of the matrix <i>A</i>. The value of <i>n</i> must be at least zero.</p>
<i>a</i>	<p>REAL for <i>strmv</i> DOUBLE PRECISION for <i>dtrmv</i> COMPLEX for <i>ctrmv</i> DOUBLE COMPLEX for <i>ztrmv</i></p> <p>Array, DIMENSION (<i>lda</i>, <i>n</i>). Before entry with <i>uplo</i> = 'U' or 'u', the leading <i>n</i>-by-<i>n</i> upper triangular part of the array <i>a</i> must contain the upper triangular matrix and the strictly lower triangular part of <i>a</i> is not referenced. Before entry with <i>uplo</i> = 'L' or 'l', the leading <i>n</i>-by-<i>n</i> lower triangular part of the array <i>a</i> must contain the lower triangular matrix and the strictly upper triangular part of <i>a</i> is not referenced. When <i>diag</i> = 'U' or 'u', the diagonal elements of <i>a</i> are not referenced either, but are assumed to be unity.</p>
<i>lda</i>	<p>INTEGER. Specifies the first dimension of <i>a</i> as declared in the calling (sub)program. The value of <i>lda</i> must be at least $\max(1, n)$.</p>
<i>x</i>	<p>REAL for <i>strmv</i> DOUBLE PRECISION for <i>dtrmv</i> COMPLEX for <i>ctrmv</i> DOUBLE COMPLEX for <i>ztrmv</i></p> <p>Array, DIMENSION at least $(1 + (n - 1)*\text{abs}(\text{incx}))$. Before entry, the incremented array <i>x</i> must contain the <i>n</i>-element vector <i>x</i>.</p>
<i>incx</i>	<p>INTEGER. Specifies the increment for the elements of <i>x</i>. The value of <i>incx</i> must not be zero.</p>

Output Parameters

x Overwritten with the transformed vector *x*.

Fortran 95 Interface Notes

Routines in Fortran 95 interface have fewer arguments in the calling sequence than their FORTRAN 77 counterparts. For general conventions applied to skip redundant or reconstructible arguments, see [Fortran 95 Interface Conventions](#).

Specific details for the routine `trmv` interface are the following:

<i>a</i>	Holds the matrix <i>A</i> of size (n,n) .
<i>x</i>	Holds the vector with the number of elements <i>n</i> .
<i>uplo</i>	Must be 'U' or 'L'. The default value is 'U'.
<i>trans</i>	Must be 'N', 'C', or 'T'. The default value is 'N'.
<i>diag</i>	Must be 'N' or 'U'. The default value is 'N'.

?trsv

Solves a system of linear equations whose coefficients are in a triangular matrix.

Syntax

FORTRAN 77:

```
call strsv(uplo, trans, diag, n, a, lda, x, incx)
call dtrsv(uplo, trans, diag, n, a, lda, x, incx)
call ctrsv(uplo, trans, diag, n, a, lda, x, incx)
call ztrsv(uplo, trans, diag, n, a, lda, x, incx)
```

Fortran 95:

```
call trsv(a, x [,uplo] [, trans] [,diag])
```

Description

This routine is declared in `mkl_blas.fi` for FORTRAN 77 interface, in `blas.f90` for Fortran 95 interface, and in `mkl_blas.h` for C interface.

The `?trsv` routines solve one of the systems of equations:

$A*x = b$, or $A'*x = b$, or $\text{conjg}(A')*x = b$,

where:

b and x are n -element vectors,

A is an n -by- n unit, or non-unit, upper or lower triangular matrix.

The routine does not test for singularity or near-singularity.

Such tests must be performed before calling this routine.

Input Parameters

<i>uplo</i>	CHARACTER*1. Specifies whether the matrix A is upper or lower triangular: if <i>uplo</i> = 'U' or 'u', then the matrix is upper triangular; if <i>uplo</i> = 'L' or 'l', then the matrix is low triangular.
<i>trans</i>	CHARACTER*1. Specifies the systems of equations: if <i>trans</i> = 'N' or 'n', then $A*x = b$; if <i>trans</i> = 'T' or 't', then $A'*x = b$; if <i>trans</i> = 'C' or 'c', then $\text{conjg}(A')*x = b$.
<i>diag</i>	CHARACTER*1. Specifies whether the matrix A is unit triangular: if <i>diag</i> = 'U' or 'u' then the matrix is unit triangular; if <i>diag</i> = 'N' or 'n', then the matrix is not unit triangular.
<i>n</i>	INTEGER. Specifies the order of the matrix A . The value of n must be at least zero.
<i>a</i>	REAL for <code>strsv</code> DOUBLE PRECISION for <code>dtrsv</code> COMPLEX for <code>ctrsv</code> DOUBLE COMPLEX for <code>ztrsv</code> Array, DIMENSION (<i>lda</i> , <i>n</i>). Before entry with <i>uplo</i> = 'U' or 'u', the leading n -by- n upper triangular part of the array a must contain the upper triangular matrix and the strictly lower triangular part of a is not referenced. Before entry with <i>uplo</i> = 'L' or 'l', the leading n -by- n lower triangular part of the array a must contain the lower triangular matrix and the strictly upper triangular part of a is not referenced.

	When <i>diag</i> = 'U' or 'u', the diagonal elements of <i>a</i> are not referenced either, but are assumed to be unity.
<i>lda</i>	INTEGER. Specifies the first dimension of <i>a</i> as declared in the calling (sub)program. The value of <i>lda</i> must be at least $\max(1, n)$.
<i>x</i>	REAL for <i>strsv</i> DOUBLE PRECISION for <i>dtrsv</i> COMPLEX for <i>ctrsv</i> DOUBLE COMPLEX for <i>ztrsv</i> Array, DIMENSION at least $(1 + (n - 1) * \text{abs}(\text{incx}))$. Before entry, the incremented array <i>x</i> must contain the <i>n</i> -element right-hand side vector <i>b</i> .
<i>incx</i>	INTEGER. Specifies the increment for the elements of <i>x</i> . The value of <i>incx</i> must not be zero.

Output Parameters

<i>x</i>	Overwritten with the solution vector <i>x</i> .
----------	---

Fortran 95 Interface Notes

Routines in Fortran 95 interface have fewer arguments in the calling sequence than their FORTRAN 77 counterparts. For general conventions applied to skip redundant or reconstructible arguments, see [Fortran 95 Interface Conventions](#).

Specific details for the routine *trsv* interface are the following:

<i>a</i>	Holds the matrix <i>a</i> of size (n, n) .
<i>x</i>	Holds the vector with the number of elements <i>n</i> .
<i>uplo</i>	Must be 'U' or 'L'. The default value is 'U'.
<i>trans</i>	Must be 'N', 'C', or 'T'. The default value is 'N'.
<i>diag</i>	Must be 'N' or 'U'. The default value is 'N'.

BLAS Level 3 Routines

BLAS Level 3 routines perform matrix-matrix operations. [Table 2-3](#) lists the BLAS Level 3 routine groups and the data types associated with them.

Table 2-3 BLAS Level 3 Routine Groups and Their Data Types

Routine Group	Data Types	Description
<code>?gemm</code>	s, d, c, z	Matrix-matrix product of general matrices
<code>?hemm</code>	c, z	Matrix-matrix product of Hermitian matrices
<code>?herk</code>	c, z	Rank-k update of Hermitian matrices
<code>?her2k</code>	c, z	Rank-2k update of Hermitian matrices
<code>?symm</code>	s, d, c, z	Matrix-matrix product of symmetric matrices
<code>?syrk</code>	s, d, c, z	Rank-k update of symmetric matrices
<code>?syr2k</code>	s, d, c, z	Rank-2k update of symmetric matrices
<code>?trmm</code>	s, d, c, z	Matrix-matrix product of triangular matrices
<code>?trsm</code>	s, d, c, z	Linear matrix-matrix solution for triangular matrices

Symmetric Multiprocessing Version of Intel® MKL

Many applications spend considerable time for executing BLAS level 3 routines. This time can be scaled by the number of processors available on the system through using the symmetric multiprocessing(SMP) feature built into the Intel MKL Library. The performance enhancements based on the parallel use of the processors are available without any programming effort on your part.

To enhance performance, the library uses the following methods:

- The operation of BLAS level 3 matrix-matrix functions permits to restructure the code in a way which increases the localization of data reference, enhances cache memory use, and reduces the dependency on the memory bus.
- Once the code has been effectively blocked as described above, one of the matrices is distributed across the processors to be multiplied by the second matrix. Such distribution ensures effective cache management which reduces the dependency on the memory bus performance and brings good scaling results.

ctBLAS_?gemm

Computes a scalar-matrix-matrix product and adds the result to a scalar-matrix product.

Syntax

CT:

```
call ctBLAS_sgemm(const I8 transa, const I8 transb, const I32 m, const I32
n, const I32 k, const F32 alpha, const Vec2D<F32> a, const I32 lda, const
Vec2D<F32> b, const I32 ldb, const F32 beta, Vec2D<F32> &c, const I32 ldc)

call ctBLAS_dgemm(const I8 transa, const I8 transb, const I32 m, const I32
n, const I32 k, const F64 alpha, const Vec2D<F64> a, const I32 lda, const
Vec2D<F64> b, const I32 ldb, const F64 beta, Vec2D<F64> &c, const I32 ldc)

call ctBLAS_cgemm(const I8 transa, const I8 transb, const I32 m, const I32
n, const I32 k, const C32 alpha, const Vec2D<C32> a, const I32 lda, const
Vec2D<C32> b, const I32 ldb, const C32 beta, Vec2D<C32> &c, const I32 ldc)

call ctBLAS_zgemm(const I8 transa, const I8 transb, const I32 m, const I32
n, const I32 k, const C64 alpha, const Vec2D<C64> a, const I32 lda, const
Vec2D<C64> b, const I32 ldb, const C64 beta, Vec2D<C64> &c, const I32 ldc)
```

Description

This routine is declared in `ct_alt_blas.h` for C++ interface.

The `ctBLAS_?gemm` routines perform a matrix-matrix operation with general matrices. The operation is defined as

$$C := \alpha * \text{op}(A) * \text{op}(B) + \beta * C,$$

where:

$\text{op}(x)$ is one of $\text{op}(x) = x$, or $\text{op}(x) = x'$, or $\text{op}(x) = \text{conjg}(x')$,

α and β are scalars,

A , B and C are matrices:

$\text{op}(A)$ is an m -by- k matrix,

$\text{op}(B)$ is a k -by- n matrix,

C is an m -by- n matrix.

See also [?gemm3m](#), BLAS-like extension routines, that use matrix multiplication for similar matrix-matrix operations.

Input Parameters

<i>transa</i>	<p>I8. Specifies the form of $\text{op}(A)$ used in the matrix multiplication:</p> <p>if <i>transa</i> = 'N' or 'n', then $\text{op}(A) = A$;</p> <p>if <i>transa</i> = 'T' or 't', then $\text{op}(A) = A'$;</p> <p>if <i>transa</i> = 'C' or 'c', then $\text{op}(A) = \text{conjg}(A')$.</p>
<i>transb</i>	<p>I8. Specifies the form of $\text{op}(B)$ used in the matrix multiplication:</p> <p>if <i>transb</i> = 'N' or 'n', then $\text{op}(B) = B$;</p> <p>if <i>transb</i> = 'T' or 't', then $\text{op}(B) = B'$;</p> <p>if <i>transb</i> = 'C' or 'c', then $\text{op}(B) = \text{conjg}(B')$.</p>
<i>m</i>	<p>I32. Specifies the number of rows of the matrix $\text{op}(A)$ and of the matrix <i>C</i>. The value of <i>m</i> must be at least zero.</p>
<i>n</i>	<p>I32. Specifies the number of columns of the matrix $\text{op}(B)$ and the number of columns of the matrix <i>C</i>. The value of <i>n</i> must be at least zero.</p>
<i>k</i>	<p>I32. Specifies the number of columns of the matrix $\text{op}(A)$ and the number of rows of the matrix $\text{op}(B)$. The value of <i>k</i> must be at least zero.</p>
<i>alpha</i>	<p>F32 for ctBLAS_sgemm F64 for ctBLAS_dgemm C32 for ctBLAS_cgemm C64 for ctBLAS_zgemm Specifies the scalar <i>alpha</i>.</p>
<i>a</i>	<p>Vec2D<F32> for ctBLAS_sgemm Vec2D<F64> for ctBLAS_dgemm Vec2D<C32> for ctBLAS_cgemm Vec2D<F64> for ctBLAS_zgemm Vec2D value, dimension (lda, ka), where <i>ka</i> is <i>k</i> when <i>transa</i> = 'N' or 'n', and is <i>m</i> otherwise. Before entry with <i>transa</i> = 'N' or 'n', the leading <i>m</i>-by-<i>k</i> part of the array <i>a</i> must contain the matrix <i>A</i>, otherwise the leading <i>k</i>-by-<i>m</i> part of the array <i>a</i> must contain the matrix <i>A</i>.</p>

<i>lda</i>	I32. Specifies the first dimension of <i>a</i> as declared in the calling (sub)program. When <i>transa</i> = 'N' or 'n', then <i>lda</i> must be at least $\max(1, m)$, otherwise <i>lda</i> must be at least $\max(1, k)$.
<i>b</i>	Vec2D<F32> for ctBLAS_sgemm Vec2D<F64> for ctBLAS_dgemm Vec2D<C32> for ctBLAS_cgemm Vec2D<F64> for ctBLAS_zgemm Vec2D value, dimension (<i>ldb</i> , <i>kb</i>), where <i>kb</i> is <i>n</i> when <i>transb</i> = 'N' or 'n', and is <i>k</i> otherwise. Before entry with <i>transb</i> = 'N' or 'n', the leading <i>k</i> -by- <i>n</i> part of the array <i>b</i> must contain the matrix <i>B</i> , otherwise the leading <i>n</i> -by- <i>k</i> part of the array <i>b</i> must contain the matrix <i>B</i> .
<i>ldb</i>	I32. Specifies the first dimension of <i>b</i> as declared in the calling (sub)program. When <i>transb</i> = 'N' or 'n', then <i>ldb</i> must be at least $\max(1, k)$, otherwise <i>ldb</i> must be at least $\max(1, n)$.
<i>beta</i>	F32 for ctBLAS_sgemm F64 for ctBLAS_dgemm C32 for ctBLAS_cgemm C64 for ctBLAS_zgemm Specifies the scalar <i>beta</i> . When <i>beta</i> is equal to zero, then <i>c</i> need not be set on input.
<i>c</i>	Vec2D<F32> for ctBLAS_sgemm Vec2D<F64> for ctBLAS_dgemm Vec2D<C32> for ctBLAS_cgemm Vec2D<F64> for ctBLAS_zgemm Vec2D value, dimension (<i>ldc</i> , <i>n</i>). Before entry, the leading <i>m</i> -by- <i>n</i> part of the array <i>c</i> must contain the matrix <i>C</i> , except when <i>beta</i> is equal to zero, in which case <i>c</i> need not be set on entry.
<i>ldc</i>	I32. Specifies the first dimension of <i>c</i> as declared in the calling (sub)program. The value of <i>ldc</i> must be at least $\max(1, m)$.

?hemm

Computes a scalar-matrix-matrix product (either one of the matrices is Hermitian) and adds the result to scalar-matrix product.

Syntax

FORTRAN 77:

```
call chemm(side, uplo, m, n, alpha, a, lda, b, ldb, beta, c, ldc)
call zhemm(side, uplo, m, n, alpha, a, lda, b, ldb, beta, c, ldc)
```

Fortran 95:

```
call hemm(a, b, c [,side][,uplo] [,alpha][,beta])
```

Description

This routine is declared in `mkl_blas.fi` for FORTRAN 77 interface, in `blas.f90` for Fortran 95 interface, and in `mkl_blas.h` for C interface.

The ?hemm routines perform a matrix-matrix operation using Hermitian matrices. The operation is defined as

$$C := \alpha * A * B + \beta * C$$

or

$$C := \alpha * B * A + \beta * C,$$

where:

alpha and *beta* are scalars,

A is an Hermitian matrix,

B and *C* are *m*-by-*n* matrices.

Input Parameters

side CHARACTER*1. Specifies whether the Hermitian matrix *A* appears on the left or right in the operation as follows:
 if *side* = 'L' or 'l', then $C := \alpha * A * B + \beta * C$;
 if *side* = 'R' or 'r', then $C := \alpha * B * A + \beta * C$.

<i>uplo</i>	<p>CHARACTER*1. Specifies whether the upper or lower triangular part of the Hermitian matrix <i>A</i> is used:</p> <p>If <i>uplo</i> = 'U' or 'u', then the upper triangular part of the Hermitian matrix <i>A</i> is used.</p> <p>If <i>uplo</i> = 'L' or 'l', then the low triangular part of the Hermitian matrix <i>A</i> is used.</p>
<i>m</i>	<p>INTEGER. Specifies the number of rows of the matrix <i>C</i>. The value of <i>m</i> must be at least zero.</p>
<i>n</i>	<p>INTEGER. Specifies the number of columns of the matrix <i>C</i>. The value of <i>n</i> must be at least zero.</p>
<i>alpha</i>	<p>COMPLEX for chemm DOUBLE COMPLEX for zhemm Specifies the scalar <i>alpha</i>.</p>
<i>a</i>	<p>COMPLEX for chemm DOUBLE COMPLEX for zhemm Array, DIMENSION (<i>lda</i>, <i>ka</i>), where <i>ka</i> is <i>m</i> when <i>side</i> = 'L' or 'l' and is <i>n</i> otherwise. Before entry with <i>side</i> = 'L' or 'l', the <i>m</i>-by-<i>m</i> part of the array <i>a</i> must contain the Hermitian matrix, such that when <i>uplo</i> = 'U' or 'u', the leading <i>m</i>-by-<i>m</i> upper triangular part of the array <i>a</i> must contain the upper triangular part of the Hermitian matrix and the strictly lower triangular part of <i>a</i> is not referenced, and when <i>uplo</i> = 'L' or 'l', the leading <i>m</i>-by-<i>m</i> lower triangular part of the array <i>a</i> must contain the lower triangular part of the Hermitian matrix, and the strictly upper triangular part of <i>a</i> is not referenced.</p> <p>Before entry with <i>side</i> = 'R' or 'r', the <i>n</i>-by-<i>n</i> part of the array <i>a</i> must contain the Hermitian matrix, such that when <i>uplo</i> = 'U' or 'u', the leading <i>n</i>-by-<i>n</i> upper triangular part of the array <i>a</i> must contain the upper triangular part of the Hermitian matrix and the strictly lower triangular part of <i>a</i> is not referenced, and when <i>uplo</i> = 'L' or 'l', the leading <i>n</i>-by-<i>n</i> lower triangular part of the array <i>a</i> must contain the lower triangular part of the Hermitian matrix, and the strictly upper triangular part of <i>a</i> is not referenced. The imaginary parts of the diagonal elements need not be set, they are assumed to be zero.</p>

<i>lda</i>	INTEGER. Specifies the first dimension of <i>a</i> as declared in the calling (sub) program. When <i>side</i> = 'L' or 'l' then <i>lda</i> must be at least $\max(1, m)$, otherwise <i>lda</i> must be at least $\max(1, n)$.
<i>b</i>	COMPLEX for chemm DOUBLE COMPLEX for zhemm Array, DIMENSION (<i>ldb</i> , <i>n</i>). Before entry, the leading <i>m</i> -by- <i>n</i> part of the array <i>b</i> must contain the matrix <i>B</i> .
<i>ldb</i>	INTEGER. Specifies the first dimension of <i>b</i> as declared in the calling (sub)program. The value of <i>ldb</i> must be at least $\max(1, m)$.
<i>beta</i>	COMPLEX for chemm DOUBLE COMPLEX for zhemm Specifies the scalar <i>beta</i> . When <i>beta</i> is supplied as zero, then <i>c</i> need not be set on input.
<i>c</i>	COMPLEX for chemm DOUBLE COMPLEX for zhemm Array, DIMENSION (<i>c</i> , <i>n</i>). Before entry, the leading <i>m</i> -by- <i>n</i> part of the array <i>c</i> must contain the matrix <i>C</i> , except when <i>beta</i> is zero, in which case <i>c</i> need not be set on entry.
<i>ldc</i>	INTEGER. Specifies the first dimension of <i>c</i> as declared in the calling (sub)program. The value of <i>ldc</i> must be at least $\max(1, m)$.

Output Parameters

<i>c</i>	Overwritten by the <i>m</i> -by- <i>n</i> updated matrix.
----------	---

Fortran 95 Interface Notes

Routines in Fortran 95 interface have fewer arguments in the calling sequence than their FORTRAN 77 counterparts. For general conventions applied to skip redundant or reconstructible arguments, see [Fortran 95 Interface Conventions](#).

Specific details for the routine `hemm` interface are the following:

<i>a</i>	Holds the matrix <i>A</i> of size (<i>k</i> , <i>k</i>) where
----------	---

	$k = m$ if $side = 'L'$, $k = n$ otherwise.
b	Holds the matrix B of size (m,n) .
c	Holds the matrix C of size (m,n) .
$side$	Must be 'L' or 'R'. The default value is 'L'.
$uplo$	Must be 'U' or 'L'. The default value is 'U'.
$alpha$	The default value is 1.
$beta$	The default value is 0.

?herk

Performs a rank-k update of a Hermitian matrix.

Syntax

FORTRAN 77:

```
call cherk(uplo, trans, n, k, alpha, a, lda, beta, c, ldc)
call zherk(uplo, trans, n, k, alpha, a, lda, beta, c, ldc)
```

Fortran 95:

```
call herk(a, c [,uplo] [, trans] [,alpha][,beta])
```

Description

This routine is declared in `mkl_blas.fi` for FORTRAN 77 interface, in `blas.f90` for Fortran 95 interface, and in `mkl_blas.h` for C interface.

The ?herk routines perform a matrix-matrix operation using Hermitian matrices. The operation is defined as

$$C := \alpha * A * \text{conjg}(A') + \beta * C,$$

or

$$C := \alpha * \text{conjg}(A') * A + \beta * C,$$

where:

α and β are real scalars,

C is an n -by- n Hermitian matrix,

A is an n -by- k matrix in the first case and a k -by- n matrix in the second case.

Input Parameters

<i>uplo</i>	<p>CHARACTER*1. Specifies whether the upper or lower triangular part of the array c is used.</p> <p>If <i>uplo</i> = 'U' or 'u', then the upper triangular part of the array c is used.</p> <p>If <i>uplo</i> = 'L' or 'l', then the low triangular part of the array c is used.</p>
<i>trans</i>	<p>CHARACTER*1. Specifies the operation:</p> <p>if <i>trans</i> = 'N' or 'n', then $C := \alpha * A * \text{conjg}(A') + \beta * C$;</p> <p>if <i>trans</i> = 'C' or 'c', then $C := \alpha * \text{conjg}(A') * A + \beta * C$.</p>
<i>n</i>	<p>INTEGER. Specifies the order of the matrix C. The value of n must be at least zero.</p>
<i>k</i>	<p>INTEGER. With <i>trans</i> = 'N' or 'n', k specifies the number of columns of the matrix A, and with <i>trans</i> = 'C' or 'c', k specifies the number of rows of the matrix A.</p> <p>The value of k must be at least zero.</p>
<i>alpha</i>	<p>REAL for <i>cherk</i></p> <p>DOUBLE PRECISION for <i>zherk</i></p> <p>Specifies the scalar <i>alpha</i>.</p>
<i>a</i>	<p>COMPLEX for <i>cherk</i></p> <p>DOUBLE COMPLEX for <i>zherk</i></p> <p>Array, DIMENSION (<i>lda</i>, <i>ka</i>), where <i>ka</i> is k when <i>trans</i> = 'N' or 'n', and is n otherwise. Before entry with <i>trans</i> = 'N' or 'n', the leading n-by-k part of the array a must contain the matrix a, otherwise the leading k-by-n part of the array a must contain the matrix A.</p>
<i>lda</i>	<p>INTEGER. Specifies the first dimension of a as declared in the calling (sub)program. When <i>trans</i> = 'N' or 'n', then <i>lda</i> must be at least $\max(1, n)$, otherwise <i>lda</i> must be at least $\max(1, k)$.</p>
<i>beta</i>	<p>REAL for <i>cherk</i></p> <p>DOUBLE PRECISION for <i>zherk</i></p>

	Specifies the scalar <i>beta</i> .
<i>c</i>	COMPLEX for <i>cherk</i> DOUBLE COMPLEX for <i>zherk</i> Array, DIMENSION (<i>ldc</i> , <i>n</i>). Before entry with <i>uplo</i> = 'U' or 'u', the leading <i>n</i> -by- <i>n</i> upper triangular part of the array <i>c</i> must contain the upper triangular part of the Hermitian matrix and the strictly lower triangular part of <i>c</i> is not referenced. Before entry with <i>uplo</i> = 'L' or 'l', the leading <i>n</i> -by- <i>n</i> lower triangular part of the array <i>c</i> must contain the lower triangular part of the Hermitian matrix and the strictly upper triangular part of <i>c</i> is not referenced. The imaginary parts of the diagonal elements need not be set, they are assumed to be zero.
<i>ldc</i>	INTEGER. Specifies the first dimension of <i>c</i> as declared in the calling (sub)program. The value of <i>ldc</i> must be at least $\max(1, n)$.

Output Parameters

<i>c</i>	With <i>uplo</i> = 'U' or 'u', the upper triangular part of the array <i>c</i> is overwritten by the upper triangular part of the updated matrix. With <i>uplo</i> = 'L' or 'l', the lower triangular part of the array <i>c</i> is overwritten by the lower triangular part of the updated matrix. The imaginary parts of the diagonal elements are set to zero.
----------	---

Fortran 95 Interface Notes

Routines in Fortran 95 interface have fewer arguments in the calling sequence than their FORTRAN 77 counterparts. For general conventions applied to skip redundant or reconstructible arguments, see [Fortran 95 Interface Conventions](#).

Specific details for the routine *herk* interface are the following:

<i>a</i>	Holds the matrix <i>A</i> of size (<i>ma</i> , <i>ka</i>) where <i>ka</i> = <i>k</i> if <i>transa</i> = 'N', <i>ka</i> = <i>n</i> otherwise,
----------	--

	$ma = n$ if $transa = 'N'$, $ma = k$ otherwise.
c	Holds the matrix C of size (n,n) .
$uplo$	Must be 'U' or 'L'. The default value is 'U'.
$trans$	Must be 'N' or 'C'. The default value is 'N'.
$alpha$	The default value is 1.
$beta$	The default value is 0.

?her2k

Performs a rank-2k update of a Hermitian matrix.

Syntax

FORTRAN 77:

```
call cher2k(uplo, trans, n, k, alpha, a, lda, b, ldb, beta, c, ldc)
call zher2k(uplo, trans, n, k, alpha, a, lda, b, ldb, beta, c, ldc)
```

Fortran 95:

```
call her2k(a, b, c [,uplo][,trans] [,alpha][,beta])
```

Description

This routine is declared in `mkl_blas.fi` for FORTRAN 77 interface, in `blas.f90` for Fortran 95 interface, and in `mkl_blas.h` for C interface.

The ?her2k routines perform a rank-2k matrix-matrix operation using Hermitian matrices. The operation is defined as

$$C := \alpha A * \text{conjg}(B') + \text{conjg}(\alpha) * B * \text{conjg}(A') + \beta C,$$

or

$$C := \alpha * \text{conjg}(B') * A + \text{conjg}(\alpha) * \text{conjg}(A') * B + \beta C,$$

where:

α is a scalar and β is a real scalar,

C is an n -by- n Hermitian matrix,

A and B are n -by- k matrices in the first case and k -by- n matrices in the second case.

Input Parameters

<i>uplo</i>	<p>CHARACTER*1. Specifies whether the upper or lower triangular part of the array <i>c</i> is used.</p> <p>If <i>uplo</i> = 'U' or 'u', then the upper triangular of the array <i>c</i> is used.</p> <p>If <i>uplo</i> = 'L' or 'l', then the low triangular of the array <i>c</i> is used.</p>
<i>trans</i>	<p>CHARACTER*1. Specifies the operation:</p> <p>if <i>trans</i> = 'N' or 'n', then $C := \alpha * A * \text{conjg}(B') + \alpha * B * \text{conjg}(A') + \beta * C$;</p> <p>if <i>trans</i> = 'C' or 'c', then $C := \alpha * \text{conjg}(A') * B + \alpha * \text{conjg}(B') * A + \beta * C$.</p>
<i>n</i>	<p>INTEGER. Specifies the order of the matrix <i>c</i>. The value of <i>n</i> must be at least zero.</p>
<i>k</i>	<p>INTEGER. With <i>trans</i> = 'N' or 'n', <i>k</i> specifies the number of columns of the matrix <i>A</i>, and with <i>trans</i> = 'C' or 'c', <i>k</i> specifies the number of rows of the matrix <i>A</i>. The value of <i>k</i> must be at least equal to zero.</p>
<i>alpha</i>	<p>COMPLEX for cher2k DOUBLE COMPLEX for zher2k Specifies the scalar <i>alpha</i>.</p>
<i>a</i>	<p>COMPLEX for cher2k DOUBLE COMPLEX for zher2k Array, DIMENSION (<i>lda</i>, <i>ka</i>), where <i>ka</i> is <i>k</i> when <i>trans</i> = 'N' or 'n', and is <i>n</i> otherwise. Before entry with <i>trans</i> = 'N' or 'n', the leading <i>n</i>-by-<i>k</i> part of the array <i>a</i> must contain the matrix <i>A</i>, otherwise the leading <i>k</i>-by-<i>n</i> part of the array <i>a</i> must contain the matrix <i>A</i>.</p>
<i>lda</i>	<p>INTEGER. Specifies the first dimension of <i>a</i> as declared in the calling (sub)program. When <i>trans</i> = 'N' or 'n', then <i>lda</i> must be at least $\max(1, n)$, otherwise <i>lda</i> must be at least $\max(1, k)$.</p>
<i>beta</i>	<p>REAL for cher2k DOUBLE PRECISION for zher2k Specifies the scalar <i>beta</i>.</p>

<i>b</i>	<p>COMPLEX for cher2k DOUBLE COMPLEX for zher2k Array, DIMENSION (<i>ldb</i>, <i>kb</i>), where <i>kb</i> is <i>k</i> when <i>trans</i> = 'N' or 'n', and is <i>n</i> otherwise. Before entry with <i>trans</i> = 'N' or 'n', the leading <i>n</i>-by-<i>k</i> part of the array <i>b</i> must contain the matrix <i>B</i>, otherwise the leading <i>k</i>-by-<i>n</i> part of the array <i>b</i> must contain the matrix <i>B</i>.</p>
<i>ldb</i>	<p>INTEGER. Specifies the first dimension of <i>b</i> as declared in the calling (sub)program. When <i>trans</i> = 'N' or 'n', then <i>ldb</i> must be at least $\max(1, n)$, otherwise <i>ldb</i> must be at least $\max(1, k)$.</p>
<i>c</i>	<p>COMPLEX for cher2k DOUBLE COMPLEX for zher2k Array, DIMENSION (<i>ldc</i>, <i>n</i>). Before entry with <i>uplo</i> = 'U' or 'u', the leading <i>n</i>-by-<i>n</i> upper triangular part of the array <i>c</i> must contain the upper triangular part of the Hermitian matrix and the strictly lower triangular part of <i>c</i> is not referenced. Before entry with <i>uplo</i> = 'L' or 'l', the leading <i>n</i>-by-<i>n</i> lower triangular part of the array <i>c</i> must contain the lower triangular part of the Hermitian matrix and the strictly upper triangular part of <i>c</i> is not referenced. The imaginary parts of the diagonal elements need not be set, they are assumed to be zero.</p>
<i>ldc</i>	<p>INTEGER. Specifies the first dimension of <i>c</i> as declared in the calling (sub)program. The value of <i>ldc</i> must be at least $\max(1, n)$.</p>

Output Parameters

<i>c</i>	<p>With <i>uplo</i> = 'U' or 'u', the upper triangular part of the array <i>c</i> is overwritten by the upper triangular part of the updated matrix. With <i>uplo</i> = 'L' or 'l', the lower triangular part of the array <i>c</i> is overwritten by the lower triangular part of the updated matrix. The imaginary parts of the diagonal elements are set to zero.</p>
----------	--

Fortran 95 Interface Notes

Routines in Fortran 95 interface have fewer arguments in the calling sequence than their FORTRAN 77 counterparts. For general conventions applied to skip redundant or reconstructible arguments, see [Fortran 95 Interface Conventions](#).

Specific details for the routine `her2k` interface are the following:

<i>a</i>	Holds the matrix <i>A</i> of size (m_a, k_a) where $k_a = k$ if <i>trans</i> = 'N', $k_a = n$ otherwise, $m_a = n$ if <i>trans</i> = 'N', $m_a = k$ otherwise.
<i>b</i>	Holds the matrix <i>B</i> of size (m_b, k_b) where $k_b = k$ if <i>trans</i> = 'N', $k_b = n$ otherwise, $m_b = n$ if <i>trans</i> = 'N', $m_b = k$ otherwise.
<i>c</i>	Holds the matrix <i>C</i> of size (n, n) .
<i>uplo</i>	Must be 'U' or 'L'. The default value is 'U'.
<i>trans</i>	Must be 'N' or 'C'. The default value is 'N'.
<i>alpha</i>	The default value is 1.
<i>beta</i>	The default value is 0.

?symm

Performs a scalar-matrix-matrix product(one matrix operand is symmetric) and adds the result to a scalar-matrix product.

Syntax

FORTRAN 77:

```
call ssymm(side, uplo, m, n, alpha, a, lda, b, ldb, beta, c, ldc)
call dsymm(side, uplo, m, n, alpha, a, lda, b, ldb, beta, c, ldc)
call csymm(side, uplo, m, n, alpha, a, lda, b, ldb, beta, c, ldc)
call zsymm(side, uplo, m, n, alpha, a, lda, b, ldb, beta, c, ldc)
```

Fortran 95:

```
call symm(a, b, c [,side][,uplo] [,alpha][,beta])
```

Description

This routine is declared in `mkl_blas.fi` for FORTRAN 77 interface, in `blas.f90` for Fortran 95 interface, and in `mkl_blas.h` for C interface.

The `?symm` routines perform a matrix-matrix operation using symmetric matrices. The operation is defined as

$$C := \alpha * A * B + \beta * C,$$

or

$$C := \alpha * B * A + \beta * C,$$

where:

alpha and *beta* are scalars,

A is a symmetric matrix,

B and *C* are *m*-by-*n* matrices.

Input Parameters

<i>side</i>	CHARACTER*1. Specifies whether the symmetric matrix <i>A</i> appears on the left or right in the operation: if <i>side</i> = 'L' or 'l', then $C := \alpha * A * B + \beta * C$; if <i>side</i> = 'R' or 'r', then $C := \alpha * B * A + \beta * C$.
<i>uplo</i>	CHARACTER*1. Specifies whether the upper or lower triangular part of the symmetric matrix <i>A</i> is used: if <i>uplo</i> = 'U' or 'u', then the upper triangular part is used; if <i>uplo</i> = 'L' or 'l', then the lower triangular part is used.
<i>m</i>	INTEGER. Specifies the number of rows of the matrix <i>C</i> . The value of <i>m</i> must be at least zero.
<i>n</i>	INTEGER. Specifies the number of columns of the matrix <i>C</i> . The value of <i>n</i> must be at least zero.
<i>alpha</i>	REAL for <code>ssymm</code> DOUBLE PRECISION for <code>dsymm</code> COMPLEX for <code>csymm</code>

	DOUBLE COMPLEX for <code>zsymm</code> Specifies the scalar <code>alpha</code> .
<i>a</i>	REAL for <code>ssymm</code> DOUBLE PRECISION for <code>dsymm</code> COMPLEX for <code>csymm</code> DOUBLE COMPLEX for <code>zsymm</code> Array, DIMENSION (<i>lda</i> , <i>ka</i>), where <i>ka</i> is <i>m</i> when <i>side</i> = 'L' or 'l' and is <i>n</i> otherwise. Before entry with <i>side</i> = 'L' or 'l', the <i>m</i> -by- <i>m</i> part of the array <i>a</i> must contain the symmetric matrix, such that when <i>uplo</i> = 'U' or 'u', the leading <i>m</i> -by- <i>m</i> upper triangular part of the array <i>a</i> must contain the upper triangular part of the symmetric matrix and the strictly lower triangular part of <i>a</i> is not referenced, and when <i>uplo</i> = 'L' or 'l', the leading <i>m</i> -by- <i>m</i> lower triangular part of the array <i>a</i> must contain the lower triangular part of the symmetric matrix and the strictly upper triangular part of <i>a</i> is not referenced. Before entry with <i>side</i> = 'R' or 'r', the <i>n</i> -by- <i>n</i> part of the array <i>a</i> must contain the symmetric matrix, such that when <i>uplo</i> = 'U' or 'u', the leading <i>n</i> -by- <i>n</i> upper triangular part of the array <i>a</i> must contain the upper triangular part of the symmetric matrix and the strictly lower triangular part of <i>a</i> is not referenced, and when <i>uplo</i> = 'L' or 'l', the leading <i>n</i> -by- <i>n</i> lower triangular part of the array <i>a</i> must contain the lower triangular part of the symmetric matrix and the strictly upper triangular part of <i>a</i> is not referenced.
<i>lda</i>	INTEGER. Specifies the first dimension of <i>a</i> as declared in the calling (sub)program. When <i>side</i> = 'L' or 'l' then <i>lda</i> must be at least $\max(1, m)$, otherwise <i>lda</i> must be at least $\max(1, n)$.
<i>b</i>	REAL for <code>ssymm</code> DOUBLE PRECISION for <code>dsymm</code> COMPLEX for <code>csymm</code> DOUBLE COMPLEX for <code>zsymm</code>

	Array, DIMENSION (ldb, n). Before entry, the leading m -by- n part of the array b must contain the matrix B .
ldb	INTEGER. Specifies the first dimension of b as declared in the calling (sub)program. The value of ldb must be at least $\max(1, m)$.
$beta$	REAL for <code>ssymm</code> DOUBLE PRECISION for <code>dsymm</code> COMPLEX for <code>csymm</code> DOUBLE COMPLEX for <code>zsymm</code> Specifies the scalar β . When β is set to zero, then c need not be set on input.
c	REAL for <code>ssymm</code> DOUBLE PRECISION for <code>dsymm</code> COMPLEX for <code>csymm</code> DOUBLE COMPLEX for <code>zsymm</code> Array, DIMENSION (ldc, n). Before entry, the leading m -by- n part of the array c must contain the matrix C , except when β is zero, in which case c need not be set on entry.
ldc	INTEGER. Specifies the first dimension of c as declared in the calling (sub)program. The value of ldc must be at least $\max(1, m)$.

Output Parameters

c	Overwritten by the m -by- n updated matrix.
-----	---

Fortran 95 Interface Notes

Routines in Fortran 95 interface have fewer arguments in the calling sequence than their FORTRAN 77 counterparts. For general conventions applied to skip redundant or reconstructible arguments, see [Fortran 95 Interface Conventions](#).

Specific details for the routine `symm` interface are the following:

a	Holds the matrix A of size (k, k) where $k = m$ if $side = 'L'$, $k = n$ otherwise.
b	Holds the matrix B of size (m, n) .
c	Holds the matrix C of size (m, n) .

<i>side</i>	Must be 'L' or 'R'. The default value is 'L'.
<i>uplo</i>	Must be 'U' or 'L'. The default value is 'U'.
<i>alpha</i>	The default value is 1.
<i>beta</i>	The default value is 0.

?syrk

Performs a rank-n update of a symmetric matrix.

Syntax

FORTRAN 77:

```
call ssyrk(uplo, trans, n, k, alpha, a, lda, beta, c, ldc)
call dsyrk(uplo, trans, n, k, alpha, a, lda, beta, c, ldc)
call csyrk(uplo, trans, n, k, alpha, a, lda, beta, c, ldc)
call zsyrk(uplo, trans, n, k, alpha, a, lda, beta, c, ldc)
```

Fortran 95:

```
call syrk(a, c [,uplo] [, trans] [,alpha][,beta])
```

Description

This routine is declared in `mkl_blas.fi` for FORTRAN 77 interface, in `blas.f90` for Fortran 95 interface, and in `mkl_blas.h` for C interface.

The ?syrk routines perform a matrix-matrix operation using symmetric matrices. The operation is defined as

$$C := \alpha * A * A' + \beta * C,$$

or

$$C := \alpha * A' * A + \beta * C,$$

where:

alpha and *beta* are scalars,

C is an *n*-by-*n* symmetric matrix,

A is an *n*-by-*k* matrix in the first case and a *k*-by-*n* matrix in the second case.

Input Parameters

<i>uplo</i>	<p>CHARACTER*1. Specifies whether the upper or lower triangular part of the array <i>c</i> is used.</p> <p>If <i>uplo</i> = 'U' or 'u', then the upper triangular part of the array <i>c</i> is used.</p> <p>If <i>uplo</i> = 'L' or 'l', then the low triangular part of the array <i>c</i> is used.</p>
<i>trans</i>	<p>CHARACTER*1. Specifies the operation:</p> <p>if <i>trans</i> = 'N' or 'n', then $C := \alpha * A * A' + \beta * C$;</p> <p>if <i>trans</i> = 'T' or 't', then $C := \alpha * A' * A + \beta * C$;</p> <p>if <i>trans</i> = 'C' or 'c', then $C := \alpha * A' * A + \beta * C$.</p>
<i>n</i>	<p>INTEGER. Specifies the order of the matrix <i>C</i>. The value of <i>n</i> must be at least zero.</p>
<i>k</i>	<p>INTEGER. On entry with <i>trans</i> = 'N' or 'n', <i>k</i> specifies the number of columns of the matrix <i>a</i>, and on entry with <i>trans</i> = 'T' or 't' or 'C' or 'c', <i>k</i> specifies the number of rows of the matrix <i>a</i>.</p> <p>The value of <i>k</i> must be at least zero.</p>
<i>alpha</i>	<p>REAL for ssyrk DOUBLE PRECISION for dsyrk COMPLEX for csyrk DOUBLE COMPLEX for zsyrk Specifies the scalar <i>alpha</i>.</p>
<i>a</i>	<p>REAL for ssyrk DOUBLE PRECISION for dsyrk COMPLEX for csyrk DOUBLE COMPLEX for zsyrk Array, DIMENSION (<i>lda</i>, <i>ka</i>), where <i>ka</i> is <i>k</i> when <i>trans</i> = 'N' or 'n', and is <i>n</i> otherwise. Before entry with <i>trans</i> = 'N' or 'n', the leading <i>n</i>-by-<i>k</i> part of the array <i>a</i> must contain the matrix <i>A</i>, otherwise the leading <i>k</i>-by-<i>n</i> part of the array <i>a</i> must contain the matrix <i>A</i>.</p>
<i>lda</i>	<p>INTEGER. Specifies the first dimension of <i>a</i> as declared in the calling (sub)program. When <i>trans</i> = 'N' or 'n', then <i>lda</i> must be at least $\max(1, n)$, otherwise <i>lda</i> must be at least $\max(1, k)$.</p>

<i>beta</i>	<p>REAL for ssyrk DOUBLE PRECISION for dsyrk COMPLEX for csyrk DOUBLE COMPLEX for zsyrk Specifies the scalar <i>beta</i>.</p>
<i>c</i>	<p>REAL for ssyrk DOUBLE PRECISION for dsyrk COMPLEX for csyrk DOUBLE COMPLEX for zsyrk Array, DIMENSION (<i>ldc</i>, <i>n</i>). Before entry with <i>uplo</i> = 'U' or 'u', the leading <i>n</i>-by-<i>n</i> upper triangular part of the array <i>c</i> must contain the upper triangular part of the symmetric matrix and the strictly lower triangular part of <i>c</i> is not referenced. Before entry with <i>uplo</i> = 'L' or 'l', the leading <i>n</i>-by-<i>n</i> lower triangular part of the array <i>c</i> must contain the lower triangular part of the symmetric matrix and the strictly upper triangular part of <i>c</i> is not referenced.</p>
<i>ldc</i>	<p>INTEGER. Specifies the first dimension of <i>c</i> as declared in the calling (sub)program. The value of <i>ldc</i> must be at least $\max(1, n)$.</p>

Output Parameters

<i>c</i>	<p>With <i>uplo</i> = 'U' or 'u', the upper triangular part of the array <i>c</i> is overwritten by the upper triangular part of the updated matrix. With <i>uplo</i> = 'L' or 'l', the lower triangular part of the array <i>c</i> is overwritten by the lower triangular part of the updated matrix.</p>
----------	---

Fortran 95 Interface Notes

Routines in Fortran 95 interface have fewer arguments in the calling sequence than their FORTRAN 77 counterparts. For general conventions applied to skip redundant or reconstructible arguments, see [Fortran 95 Interface Conventions](#).

Specific details for the routine `syrk` interface are the following:

<i>a</i>	Holds the matrix <i>A</i> of size (<i>ma</i> , <i>ka</i>) where
----------	---

	$ka = k$ if $transa = 'N'$, $ka = n$ otherwise, $ma = n$ if $transa = 'N'$, $ma = k$ otherwise.
c	Holds the matrix C of size (n,n) .
$uplo$	Must be 'U' or 'L'. The default value is 'U'.
$trans$	Must be 'N', 'C', or 'T'. The default value is 'N'.
$alpha$	The default value is 1.
$beta$	The default value is 0.

?syr2k

Performs a rank-2k update of a symmetric matrix.

Syntax

FORTRAN 77:

```
call ssyr2k(uplo, trans, n, k, alpha, a, lda, b, ldb, beta, c, ldc)
call dsyr2k(uplo, trans, n, k, alpha, a, lda, b, ldb, beta, c, ldc)
call csyr2k(uplo, trans, n, k, alpha, a, lda, b, ldb, beta, c, ldc)
call zsyr2k(uplo, trans, n, k, alpha, a, lda, b, ldb, beta, c, ldc)
```

Fortran 95:

```
call syr2k(a, b, c [,uplo][,trans] [,alpha][,beta])
```

Description

This routine is declared in `mk1_blas.fi` for FORTRAN 77 interface, in `blas.f90` for Fortran 95 interface, and in `mk1_blas.h` for C interface.

The ?syr2k routines perform a rank-2k matrix-matrix operation using symmetric matrices. The operation is defined as

$$C := \alpha A A^T + \alpha A^T A + \beta C,$$

or

$$C := \alpha a a^T + \alpha a^T a + \beta C,$$

where:

α and β are scalars,

C is an n -by- n symmetric matrix,

A and B are n -by- k matrices in the first case, and k -by- n matrices in the second case.

Input Parameters

<i>uplo</i>	<p>CHARACTER*1. Specifies whether the upper or lower triangular part of the array c is used.</p> <p>If <i>uplo</i> = 'U' or 'u', then the upper triangular part of the array c is used.</p> <p>If <i>uplo</i> = 'L' or 'l', then the low triangular part of the array c is used.</p>
<i>trans</i>	<p>CHARACTER*1. Specifies the operation:</p> <p>if <i>trans</i> = 'N' or 'n', then $C := \alpha A * B' + \alpha B * A' + \beta C$;</p> <p>if <i>trans</i> = 'T' or 't', then $C := \alpha A' * B + \alpha B' * A + \beta C$;</p> <p>if <i>trans</i> = 'C' or 'c', then $C := \alpha A' * B + \alpha B' * A + \beta C$.</p>
<i>n</i>	<p>INTEGER. Specifies the order of the matrix C. The value of n must be at least zero.</p>
<i>k</i>	<p>INTEGER. On entry with <i>trans</i> = 'N' or 'n', k specifies the number of columns of the matrices A and B, and on entry with <i>trans</i> = 'T' or 't' or 'C' or 'c', k specifies the number of rows of the matrices A and B. The value of k must be at least zero.</p>
<i>alpha</i>	<p>REAL for ssyr2k DOUBLE PRECISION for dsyr2k COMPLEX for csyr2k DOUBLE COMPLEX for zsyr2k Specifies the scalar α.</p>
<i>a</i>	<p>REAL for ssyr2k DOUBLE PRECISION for dsyr2k COMPLEX for csyr2k DOUBLE COMPLEX for zsyr2k</p>

	<p>Array, DIMENSION (lda, ka), where ka is k when $trans = 'N'$ or $'n'$, and is n otherwise. Before entry with $trans = 'N'$ or $'n'$, the leading n-by-k part of the array a must contain the matrix A, otherwise the leading k-by-n part of the array a must contain the matrix A.</p>
lda	<p>INTEGER. Specifies the first dimension of a as declared in the calling (sub)program. When $trans = 'N'$ or $'n'$, then lda must be at least $\max(1, n)$, otherwise lda must be at least $\max(1, k)$.</p>
b	<p>REAL for ssyr2k DOUBLE PRECISION for dsyr2k COMPLEX for csyr2k DOUBLE COMPLEX for zsyr2k</p> <p>Array, DIMENSION (ldb, kb) where kb is k when $trans = 'N'$ or $'n'$ and is $'n'$ otherwise. Before entry with $trans = 'N'$ or $'n'$, the leading n-by-k part of the array b must contain the matrix B, otherwise the leading k-by-n part of the array b must contain the matrix B.</p>
ldb	<p>INTEGER. Specifies the first dimension of a as declared in the calling (sub)program. When $trans = 'N'$ or $'n'$, then ldb must be at least $\max(1, n)$, otherwise ldb must be at least $\max(1, k)$.</p>
$beta$	<p>REAL for ssyr2k DOUBLE PRECISION for dsyr2k COMPLEX for csyr2k DOUBLE COMPLEX for zsyr2k</p> <p>Specifies the scalar $beta$.</p>
c	<p>REAL for ssyr2k DOUBLE PRECISION for dsyr2k COMPLEX for csyr2k DOUBLE COMPLEX for zsyr2k</p> <p>Array, DIMENSION (ldc, n). Before entry with $uplo = 'U'$ or $'u'$, the leading n-by-n upper triangular part of the array c must contain the upper triangular part of the symmetric matrix and the strictly lower triangular part of c is not referenced.</p>

Before entry with `uplo = 'L' or 'l'`, the leading n -by- n lower triangular part of the array `c` must contain the lower triangular part of the symmetric matrix and the strictly upper triangular part of `c` is not referenced.

`ldc`

INTEGER. Specifies the first dimension of `c` as declared in the calling (sub)program. The value of `ldc` must be at least $\max(1, n)$.

Output Parameters

`c`

With `uplo = 'U' or 'u'`, the upper triangular part of the array `c` is overwritten by the upper triangular part of the updated matrix.

With `uplo = 'L' or 'l'`, the lower triangular part of the array `c` is overwritten by the lower triangular part of the updated matrix.

Fortran 95 Interface Notes

Routines in Fortran 95 interface have fewer arguments in the calling sequence than their FORTRAN 77 counterparts. For general conventions applied to skip redundant or reconstructible arguments, see [Fortran 95 Interface Conventions](#).

Specific details for the routine `syr2k` interface are the following:

`a`

Holds the matrix A of size (ma, ka) where

$ka = k$ if `trans = 'N'`,

$ka = n$ otherwise,

$ma = n$ if `trans = 'N'`,

$ma = k$ otherwise.

`b`

Holds the matrix B of size (mb, kb) where

$kb = k$ if `trans = 'N'`,

$kb = n$ otherwise,

$mb = n$ if `trans = 'N'`,

$mb = k$ otherwise.

`c`

Holds the matrix C of size (n, n) .

`uplo`

Must be 'U' or 'L'. The default value is 'U'.

`trans`

Must be 'N', 'C', or 'T'.

The default value is 'N'.

<i>alpha</i>	The default value is 1.
<i>beta</i>	The default value is 0.

?trmm

Computes a scalar-matrix-matrix product (one matrix operand is triangular).

Syntax

FORTRAN 77:

```
call strmm(side, uplo, transa, diag, m, n, alpha, a, lda, b, ldb)
call dtrmm(side, uplo, transa, diag, m, n, alpha, a, lda, b, ldb)
call ctrmm(side, uplo, transa, diag, m, n, alpha, a, lda, b, ldb)
call ztrmm(side, uplo, transa, diag, m, n, alpha, a, lda, b, ldb)
```

Fortran 95:

```
call trmm(a, b [,side] [, uplo] [,transa][,diag] [,alpha])
```

Description

This routine is declared in `mkl_blas.fi` for FORTRAN 77 interface, in `blas.f90` for Fortran 95 interface, and in `mkl_blas.h` for C interface.

The `?trmm` routines perform a matrix-matrix operation using triangular matrices. The operation is defined as

$$B := \alpha * \text{op}(A) * B$$

or

$$B := \alpha * B * \text{op}(A)$$

where:

alpha is a scalar,

B is an *m*-by-*n* matrix,

A is a unit, or non-unit, upper or lower triangular matrix

`op(A)` is one of `op(A) = A`, or `op(A) = A'`, or `op(A) = conjg(A')`.

Input Parameters

<i>side</i>	<p>CHARACTER*1. Specifies whether $\text{op}(A)$ appears on the left or right of B in the operation:</p> <p>if <i>side</i> = 'L' or 'l', then $B := \alpha * \text{op}(A) * B$;</p> <p>if <i>side</i> = 'R' or 'r', then $B := \alpha * B * \text{op}(A)$.</p>
<i>uplo</i>	<p>CHARACTER*1. Specifies whether the matrix A is upper or lower triangular:</p> <p>if <i>uplo</i> = 'U' or 'u', then the matrix is upper triangular;</p> <p>if <i>uplo</i> = 'L' or 'l', then the matrix is low triangular.</p>
<i>transa</i>	<p>CHARACTER*1. Specifies the form of $\text{op}(A)$ used in the matrix multiplication:</p> <p>if <i>transa</i> = 'N' or 'n', then $\text{op}(A) = A$;</p> <p>if <i>transa</i> = 'T' or 't', then $\text{op}(A) = A'$;</p> <p>if <i>transa</i> = 'C' or 'c', then $\text{op}(A) = \text{conjg}(A')$.</p>
<i>diag</i>	<p>CHARACTER*1. Specifies whether the matrix A is unit triangular:</p> <p>if <i>diag</i> = 'U' or 'u' then the matrix is unit triangular;</p> <p>if <i>diag</i> = 'N' or 'n', then the matrix is not unit triangular.</p>
<i>m</i>	<p>INTEGER. Specifies the number of rows of B. The value of m must be at least zero.</p>
<i>n</i>	<p>INTEGER. Specifies the number of columns of B. The value of n must be at least zero.</p>
<i>alpha</i>	<p>REAL for strmm DOUBLE PRECISION for dtrmm COMPLEX for ctrmm DOUBLE COMPLEX for ztrmm</p> <p>Specifies the scalar <i>alpha</i>. When <i>alpha</i> is zero, then a is not referenced and b need not be set before entry.</p>
<i>a</i>	<p>REAL for strmm DOUBLE PRECISION for dtrmm COMPLEX for ctrmm DOUBLE COMPLEX for ztrmm</p>

Array, DIMENSION (lda, k), where k is m when $side = 'L'$ or $'l'$ and is n when $side = 'R'$ or $'r'$. Before entry with $uplo = 'U'$ or $'u'$, the leading k by k upper triangular part of the array a must contain the upper triangular matrix and the strictly lower triangular part of a is not referenced. Before entry with $uplo = 'L'$ or $'l'$, the leading k by k lower triangular part of the array a must contain the lower triangular matrix and the strictly upper triangular part of a is not referenced.

When $diag = 'U'$ or $'u'$, the diagonal elements of a are not referenced either, but are assumed to be unity.

lda INTEGER. Specifies the first dimension of a as declared in the calling (sub)program. When $side = 'L'$ or $'l'$, then lda must be at least $\max(1, m)$, when $side = 'R'$ or $'r'$, then lda must be at least $\max(1, n)$.

b REAL for `strmm`
DOUBLE PRECISION for `dtrmm`
COMPLEX for `ctrmm`
DOUBLE COMPLEX for `ztrmm`
Array, DIMENSION (ldb, n).

Before entry, the leading m -by- n part of the array b must contain the matrix B .

ldb INTEGER. Specifies the first dimension of b as declared in the calling (sub)program. The value of ldb must be at least $\max(1, m)$.

Output Parameters

b Overwritten by the transformed matrix.

Fortran 95 Interface Notes

Routines in Fortran 95 interface have fewer arguments in the calling sequence than their FORTRAN 77 counterparts. For general conventions applied to skip redundant or reconstructible arguments, see [Fortran 95 Interface Conventions](#).

Specific details for the routine `trmm` interface are the following:

a Holds the matrix A of size (k, k) where
 $k = m$ if $side = 'L'$,

	$k = n$ otherwise.
<i>b</i>	Holds the matrix <i>B</i> of size (m,n) .
<i>side</i>	Must be 'L' or 'R'. The default value is 'L'.
<i>uplo</i>	Must be 'U' or 'L'. The default value is 'U'.
<i>transa</i>	Must be 'N', 'C', or 'T'. The default value is 'N'.
<i>diag</i>	Must be 'N' or 'U'. The default value is 'N'.
<i>alpha</i>	The default value is 1.

?trsm

Solves a matrix equation (one matrix operand is triangular).

Syntax

FORTRAN 77:

```
call strsm(side, uplo, transa, diag, m, n, alpha, a, lda, b, ldb)
call dtrsm(side, uplo, transa, diag, m, n, alpha, a, lda, b, ldb)
call ctrsm(side, uplo, transa, diag, m, n, alpha, a, lda, b, ldb)
call ztrsm(side, uplo, transa, diag, m, n, alpha, a, lda, b, ldb)
```

Fortran 95:

```
call trsm(a, b [,side] [, uplo] [,transa][,diag] [,alpha])
```

Description

This routine is declared in `mkl_blas.fi` for FORTRAN 77 interface, in `blas.f90` for Fortran 95 interface, and in `mkl_blas.h` for C interface.

The ?trsm routines solve one of the following matrix equations:

$\text{op}(A) * X = \alpha * B,$

or

$X * \text{op}(A) = \alpha * B,$

where:

α is a scalar,

X and B are m -by- n matrices,

A is a unit, or non-unit, upper or lower triangular matrix

$\text{op}(A)$ is one of $\text{op}(A) = A$, or $\text{op}(A) = A'$, or $\text{op}(A) = \text{conjg}(A')$.

The matrix B is overwritten by the solution matrix X .

Input Parameters

<i>side</i>	CHARACTER*1. Specifies whether $\text{op}(A)$ appears on the left or right of X in the equation: if <i>side</i> = 'L' or 'l', then $\text{op}(A) * X = \alpha B$; if <i>side</i> = 'R' or 'r', then $X * \text{op}(A) = \alpha B$.
<i>uplo</i>	CHARACTER*1. Specifies whether the matrix A is upper or lower triangular: if <i>uplo</i> = 'U' or 'u', then the matrix is upper triangular; if <i>uplo</i> = 'L' or 'l', then the matrix is low triangular.
<i>transa</i>	CHARACTER*1. Specifies the form of $\text{op}(A)$ used in the matrix multiplication: if <i>transa</i> = 'N' or 'n', then $\text{op}(A) = A$; if <i>transa</i> = 'T' or 't', then $\text{op}(A) = A'$; if <i>transa</i> = 'C' or 'c', then $\text{op}(A) = \text{conjg}(A')$.
<i>diag</i>	CHARACTER*1. Specifies whether the matrix A is unit triangular: if <i>diag</i> = 'U' or 'u' then the matrix is unit triangular; if <i>diag</i> = 'N' or 'n', then the matrix is not unit triangular.
<i>m</i>	INTEGER. Specifies the number of rows of B . The value of <i>m</i> must be at least zero.
<i>n</i>	INTEGER. Specifies the number of columns of B . The value of <i>n</i> must be at least zero.
<i>alpha</i>	REAL for <i>strsm</i> DOUBLE PRECISION for <i>dtrsm</i> COMPLEX for <i>ctrsm</i> DOUBLE COMPLEX for <i>ztrsm</i> Specifies the scalar α . When α is zero, then a is not referenced and b need not be set before entry.

<i>a</i>	<p>REAL for strsm DOUBLE PRECISION for dtrsm COMPLEX for ctrsm DOUBLE COMPLEX for ztrsm Array, DIMENSION (<i>lda</i>, <i>k</i>), where <i>k</i> is <i>m</i> when <i>side</i> = 'L' or 'l' and is <i>n</i> when <i>side</i> = 'R' or 'r'. Before entry with <i>uplo</i> = 'U' or 'u', the leading <i>k</i> by <i>k</i> upper triangular part of the array <i>a</i> must contain the upper triangular matrix and the strictly lower triangular part of <i>a</i> is not referenced. Before entry with <i>uplo</i> = 'L' or 'l', the leading <i>k</i> by <i>k</i> lower triangular part of the array <i>a</i> must contain the lower triangular matrix and the strictly upper triangular part of <i>a</i> is not referenced. When <i>diag</i> = 'U' or 'u', the diagonal elements of <i>a</i> are not referenced either, but are assumed to be unity.</p>
<i>lda</i>	<p>INTEGER. Specifies the first dimension of <i>a</i> as declared in the calling (sub)program. When <i>side</i> = 'L' or 'l', then <i>lda</i> must be at least $\max(1, m)$, when <i>side</i> = 'R' or 'r', then <i>lda</i> must be at least $\max(1, n)$.</p>
<i>b</i>	<p>REAL for strsm DOUBLE PRECISION for dtrsm COMPLEX for ctrsm DOUBLE COMPLEX for ztrsm Array, DIMENSION (<i>ldb</i>, <i>n</i>). Before entry, the leading <i>m</i>-by-<i>n</i> part of the array <i>b</i> must contain the right-hand side matrix <i>B</i>.</p>
<i>ldb</i>	<p>INTEGER. Specifies the first dimension of <i>b</i> as declared in the calling (sub)program. The value of <i>ldb</i> must be at least $\max(1, +m)$.</p>

Output Parameters

<i>b</i>	Overwritten by the solution matrix <i>X</i> .
----------	---

Fortran 95 Interface Notes

Routines in Fortran 95 interface have fewer arguments in the calling sequence than their FORTRAN 77 counterparts. For general conventions applied to skip redundant or reconstructible arguments, see [Fortran 95 Interface Conventions](#).

Specific details for the routine `trsm` interface are the following:

<i>a</i>	Holds the matrix <i>A</i> of size (k,k) where $k = m$ if <i>side</i> = 'L', $k = n$ otherwise.
<i>b</i>	Holds the matrix <i>B</i> of size (m,n) .
<i>side</i>	Must be 'L' or 'R'. The default value is 'L'.
<i>uplo</i>	Must be 'U' or 'L'. The default value is 'U'.
<i>transa</i>	Must be 'N', 'C', or 'T'. The default value is 'N'.
<i>diag</i>	Must be 'N' or 'U'. The default value is 'N'.
<i>alpha</i>	The default value is 1.

Sparse BLAS Level 1 Routines

This section describes Sparse BLAS Level 1, an extension of BLAS Level 1 included in the Intel® Math Kernel Library beginning with the Intel MKL release 2.1. Sparse BLAS Level 1 is a group of routines and functions that perform a number of common vector operations on sparse vectors stored in compressed form.

Sparse vectors are those in which the majority of elements are zeros. Sparse BLAS routines and functions are specially implemented to take advantage of vector sparsity. This allows you to achieve large savings in computer time and memory. If *nz* is the number of non-zero vector elements, the computer time taken by Sparse BLAS operations will be $O(nz)$.

Vector Arguments

Compressed sparse vectors. Let *a* be a vector stored in an array, and assume that the only non-zero elements of *a* are the following:

$a(k_1), a(k_2), a(k_3) \dots a(k_{nz}),$

where *nz* is the total number of non-zero elements in *a*.

In Sparse BLAS, this vector can be represented in compressed form by two FORTRAN arrays, *x* (values) and *indx* (indices). Each array has *nz* elements:

$x(1)=a(k_1), x(2)=a(k_2), \dots x(nz)=a(k_{nz}),$

$indx(1)=k_1, indx(2)=k_2, \dots indx(nz)=k_{nz}.$

Thus, a sparse vector is fully determined by the triple (*nz*, *x*, *indx*). If you pass a negative or zero value of *nz* to Sparse BLAS, the subroutines do not modify any arrays or variables.

Full-storage vectors. Sparse BLAS routines can also use a vector argument fully stored in a single FORTRAN array (a full-storage vector). If *y* is a full-storage vector, its elements must be stored contiguously: the first element in *y*(1), the second in *y*(2), and so on. This corresponds to an increment *incy* = 1 in BLAS Level 1. No increment value for full-storage vectors is passed as an argument to Sparse BLAS routines or functions.

Naming Conventions

Similar to BLAS, the names of Sparse BLAS subprograms have prefixes that determine the data type involved: *s* and *d* for single- and double-precision real; *c* and *z* for single- and double-precision complex respectively.

If a Sparse BLAS routine is an extension of a “dense” one, the subprogram name is formed by appending the suffix *i* (standing for *indexed*) to the name of the corresponding “dense” subprogram. For example, the Sparse BLAS routine `saxpyi` corresponds to the BLAS routine `saxpy`, and the Sparse BLAS function `cdotci` corresponds to the BLAS function `cdotc`.

Routines and Data Types

Routines and data types supported in the Intel MKL implementation of Sparse BLAS are listed in [Table 2-4](#) .

Table 2-4 Sparse BLAS Routines and Their Data Types

Routine/Function	Data Types	Description
<code>?axpyi</code>	s, d, c, z	Scalar-vector product plus vector (routines)
<code>?doti</code>	s, d	Dot product (functions)
<code>?dotci</code>	c, z	Complex dot product conjugated (functions)
<code>?dotui</code>	c, z	Complex dot product unconjugated (functions)
<code>?gthr</code>	s, d, c, z	Gathering a full-storage sparse vector into compressed form <i>nz</i> , <i>x</i> , <i>indx</i> (routines)
<code>?gthrz</code>	s, d, c, z	Gathering a full-storage sparse vector into compressed form and assigning zeros to gathered elements in the full-storage vector (routines)

Routine/Function	Data Types	Description
<code>?roti</code>	s, d	Givens rotation (routines)
<code>?sctr</code>	s, d, c, z	Scattering a vector from compressed form to full-storage form (routines)

BLAS Level 1 Routines That Can Work With Sparse Vectors

The following BLAS Level 1 routines will give correct results when you pass to them a compressed-form array x (with the increment $incx=1$):

<code>?asum</code>	sum of absolute values of vector elements
<code>?copy</code>	copying a vector
<code>?nrm2</code>	Euclidean norm of a vector
<code>?scal</code>	scaling a vector
<code>i?amax</code>	index of the element with the largest absolute value for real flavors, or the largest sum $ Re(x(i)) + Im(x(i)) $ for complex flavors.
<code>i?amin</code>	index of the element with the smallest absolute value for real flavors, or the smallest sum $ Re(x(i)) + Im(x(i)) $ for complex flavors.

The result i returned by `i?amax` and `i?amin` should be interpreted as index in the compressed-form array, so that the largest (smallest) value is $x(i)$; the corresponding index in full-storage array is $indx(i)$.

You can also call `?roti` to compute the parameters of Givens rotation and then pass these parameters to the Sparse BLAS routines `?roti`.

?axpyi

Adds a scalar multiple of compressed sparse vector to a full-storage vector.

Syntax

FORTRAN 77:

```
call saxpyi(nz, a, x, indx, y)
call daxpyi(nz, a, x, indx, y)
call caxpyi(nz, a, x, indx, y)
```

```
call zaxpyi(nz, a, x, indx, y)
```

Fortran 95:

```
call axpyi(x, indx, y [, a])
```

Description

This routine is declared in `mkl_blas.fi` for FORTRAN 77 interface, in `blas.f90` for Fortran 95 interface, and in `mkl_blas.h` for C interface.

The `?axpyi` routines perform a vector-vector operation defined as

$$y := a * x + y$$

where:

a is a scalar,

x is a sparse vector stored in compressed form,

y is a vector in full storage form.

The `?axpyi` routines reference or modify only the elements of *y* whose indices are listed in the array *indx*.

The values in *indx* must be distinct.

Input Parameters

<i>nz</i>	INTEGER. The number of elements in <i>x</i> and <i>indx</i> .
<i>a</i>	REAL for saxpyi DOUBLE PRECISION for daxpyi COMPLEX for caxpyi DOUBLE COMPLEX for zaxpyi Specifies the scalar <i>a</i> .
<i>x</i>	REAL for saxpyi DOUBLE PRECISION for daxpyi COMPLEX for caxpyi DOUBLE COMPLEX for zaxpyi Array, DIMENSION at least <i>nz</i> .
<i>indx</i>	INTEGER. Specifies the indices for the elements of <i>x</i> . Array, DIMENSION at least <i>nz</i> .
<i>y</i>	REAL for saxpyi DOUBLE PRECISION for daxpyi

```

COMPLEX for caxpyi
DOUBLE COMPLEX for zaxpyi
Array, DIMENSION at least max(indx(i)).

```

Output Parameters

y Contains the updated vector *y*.

Fortran 95 Interface Notes

Routines in Fortran 95 interface have fewer arguments in the calling sequence than their FORTRAN 77 counterparts. For general conventions applied to skip redundant or reconstructible arguments, see [Fortran 95 Interface Conventions](#).

Specific details for the routine `axpyi` interface are the following:

<i>x</i>	Holds the vector with the number of elements <i>nz</i> .
<i>indx</i>	Holds the vector with the number of elements <i>nz</i> .
<i>y</i>	Holds the vector with the number of elements <i>nz</i> .
<i>a</i>	The default value is 1.

?doti

Computes the dot product of a compressed sparse real vector by a full-storage real vector.

Syntax

FORTRAN 77:

```

res = sdoti(nz, x, indx, y )
res = ddoti(nz, x, indx, y )

```

Fortran 95:

```

res = doti(x, indx, y)

```

Description

This routine is declared in `mkl_blas.fi` for FORTRAN 77 interface, in `blas.f90` for Fortran 95 interface, and in `mkl_blas.h` for C interface.

The `?doti` routines return the dot product of x and y defined as

$$res = x(1)*y(indx(1)) + x(2)*y(indx(2)) + \dots + x(nz)*y(indx(nz))$$

where the triple $(nz, x, indx)$ defines a sparse real vector stored in compressed form, and y is a real vector in full storage form. The functions reference only the elements of y whose indices are listed in the array $indx$. The values in $indx$ must be distinct.

Input Parameters

nz	INTEGER. The number of elements in x and $indx$.
x	REAL for <code>sdoti</code> DOUBLE PRECISION for <code>ddoti</code> Array, DIMENSION at least nz .
$indx$	INTEGER. Specifies the indices for the elements of x . Array, DIMENSION at least nz .
y	REAL for <code>sdoti</code> DOUBLE PRECISION for <code>ddoti</code> Array, DIMENSION at least $\max(indx(i))$.

Output Parameters

res	REAL for <code>sdoti</code> DOUBLE PRECISION for <code>ddoti</code> Contains the dot product of x and y , if nz is positive. Otherwise, res contains 0.
-------	--

Fortran 95 Interface Notes

Routines in Fortran 95 interface have fewer arguments in the calling sequence than their FORTRAN 77 counterparts. For general conventions applied to skip redundant or reconstructible arguments, see [Fortran 95 Interface Conventions](#).

Specific details for the routine `doti` interface are the following:

x	Holds the vector with the number of elements nz .
$indx$	Holds the vector with the number of elements nz .
y	Holds the vector with the number of elements nz .

?dotci

Computes the conjugated dot product of a compressed sparse complex vector with a full-storage complex vector.

Syntax

FORTRAN 77:

```
res = cdotci(nz, x, indx, y )
res = zdotci(nz, x, indx, y )
```

Fortran 95:

```
res = dotci(x, indx, y)
```

Description

This routine is declared in `mkl_blas.fi` for FORTRAN 77 interface, in `blas.f90` for Fortran 95 interface, and in `mkl_blas.h` for C interface.

The `?dotci` routines return the dot product of x and y defined as

$$\text{conjg}(x(1)) * y(\text{indx}(1)) + \dots + \text{conjg}(x(nz)) * y(\text{indx}(nz))$$

where the triple (nz, x, indx) defines a sparse complex vector stored in compressed form, and y is a real vector in full storage form. The functions reference only the elements of y whose indices are listed in the array indx . The values in indx must be distinct.

Input Parameters

nz	INTEGER. The number of elements in x and indx .
x	COMPLEX for <code>cdotci</code> DOUBLE COMPLEX for <code>zdotci</code> Array, DIMENSION at least nz .
indx	INTEGER. Specifies the indices for the elements of x . Array, DIMENSION at least nz .
y	COMPLEX for <code>cdotci</code> DOUBLE COMPLEX for <code>zdotci</code> Array, DIMENSION at least $\max(\text{indx}(i))$.

Output Parameters

<code>res</code>	COMPLEX for <code>cdotci</code> DOUBLE COMPLEX for <code>zdotci</code> Contains the conjugated dot product of <code>x</code> and <code>y</code> , if <code>nz</code> is positive. Otherwise, <code>res</code> contains 0.
------------------	---

Fortran 95 Interface Notes

Routines in Fortran 95 interface have fewer arguments in the calling sequence than their FORTRAN 77 counterparts. For general conventions applied to skip redundant or reconstructible arguments, see [Fortran 95 Interface Conventions](#).

Specific details for the routine `dotci` interface are the following:

<code>x</code>	Holds the vector with the number of elements (<code>nz</code>).
<code>indx</code>	Holds the vector with the number of elements (<code>nz</code>).
<code>y</code>	Holds the vector with the number of elements (<code>nz</code>).

?dotui

Computes the dot product of a compressed sparse complex vector by a full-storage complex vector.

Syntax

FORTRAN 77:

```
res = cdotui(nz, x, indx, y )
res = zdotui(nz, x, indx, y )
```

Fortran 95:

```
res = dotui(x, indx, y)
```

Description

This routine is declared in `mkl_blas.fi` for FORTRAN 77 interface, in `blas.f90` for Fortran 95 interface, and in `mkl_blas.h` for C interface.

The `?dotui` routines return the dot product of `x` and `y` defined as

```
res = x(1)*y(indx(1)) + x(2)*y(indx(2)) + ... + x(nz)*y(indx(nz))
```

where the triple $(nz, x, indx)$ defines a sparse complex vector stored in compressed form, and y is a real vector in full storage form. The functions reference only the elements of y whose indices are listed in the array $indx$. The values in $indx$ must be distinct.

Input Parameters

nz	INTEGER. The number of elements in x and $indx$.
x	COMPLEX for <code>cdotui</code> DOUBLE COMPLEX for <code>zdotui</code> Array, DIMENSION at least nz .
$indx$	INTEGER. Specifies the indices for the elements of x . Array, DIMENSION at least nz .
y	COMPLEX for <code>cdotui</code> DOUBLE COMPLEX for <code>zdotui</code> Array, DIMENSION at least $\max(indx(i))$.

Output Parameters

res	COMPLEX for <code>cdotui</code> DOUBLE COMPLEX for <code>zdotui</code> Contains the dot product of x and y , if nz is positive. Otherwise, res contains 0.
-------	---

Fortran 95 Interface Notes

Routines in Fortran 95 interface have fewer arguments in the calling sequence than their FORTRAN 77 counterparts. For general conventions applied to skip redundant or reconstructible arguments, see [Fortran 95 Interface Conventions](#).

Specific details for the routine `dotui` interface are the following:

x	Holds the vector with the number of elements nz .
$indx$	Holds the vector with the number of elements nz .
y	Holds the vector with the number of elements nz .

?gthr

Gathers a full-storage sparse vector's elements into compressed form.

Syntax

FORTRAN 77:

```
call sgthr(nz, y, x, indx )
call dgthr(nz, y, x, indx )
call cgthr(nz, y, x, indx )
call zgthr(nz, y, x, indx )
```

Fortran 95:

```
res = gthr(x, indx, y)
```

Description

This routine is declared in `mkl_blas.fi` for FORTRAN 77 interface, in `blas.f90` for Fortran 95 interface, and in `mkl_blas.h` for C interface.

The `?gthr` routines gather the specified elements of a full-storage sparse vector y into compressed form($nz, x, indx$). The routines reference only the elements of y whose indices are listed in the array $indx$:

$x(i) = y(indx(i)), \text{ for } i=1, 2, \dots, +nz.$

Input Parameters

nz	INTEGER. The number of elements of y to be gathered.
$indx$	INTEGER. Specifies indices of elements to be gathered. Array, DIMENSION at least nz .
y	REAL for <code>sgthr</code> DOUBLE PRECISION for <code>dgthr</code> COMPLEX for <code>cgthr</code> DOUBLE COMPLEX for <code>zgthr</code> Array, DIMENSION at least $\max(indx(i))$.

Output Parameters

`x` REAL for `sgthr`
 DOUBLE PRECISION for `dgthr`
 COMPLEX for `cgthr`
 DOUBLE COMPLEX for `zgthr`
 Array, DIMENSION at least `nz`.
 Contains the vector converted to the compressed form.

Fortran 95 Interface Notes

Routines in Fortran 95 interface have fewer arguments in the calling sequence than their FORTRAN 77 counterparts. For general conventions applied to skip redundant or reconstructible arguments, see [Fortran 95 Interface Conventions](#).

Specific details for the routine `gthr` interface are the following:

`x` Holds the vector with the number of elements `nz`.
`indx` Holds the vector with the number of elements `nz`.
`y` Holds the vector with the number of elements `nz`.

?gthrz

Gathers a sparse vector's elements into compressed form, replacing them by zeros.

Syntax

FORTRAN 77:

```
call sgthrz(nz, y, x, indx )
call dgthrz(nz, y, x, indx )
call cgthrz(nz, y, x, indx )
call zgthrz(nz, y, x, indx )
```

Fortran 95:

```
res = gthrz(x, indx, y)
```

Description

This routine is declared in `mkl_blas.fi` for FORTRAN 77 interface, in `blas.f90` for Fortran 95 interface, and in `mkl_blas.h` for C interface.

The `?gthrz` routines gather the elements with indices specified by the array `indx` from a full-storage vector `y` into compressed form `(nz, x, indx)` and overwrite the gathered elements of `y` by zeros. Other elements of `y` are not referenced or modified (see also [?gthr](#)).

Input Parameters

<code>nz</code>	INTEGER. The number of elements of <code>y</code> to be gathered.
<code>indx</code>	INTEGER. Specifies indices of elements to be gathered. Array, DIMENSION at least <code>nz</code> .
<code>y</code>	REAL for <code>sgthrz</code> DOUBLE PRECISION for <code>dgthrz</code> COMPLEX for <code>cgthrz</code> DOUBLE COMPLEX for <code>zgthrz</code> Array, DIMENSION at least <code>max(indx(i))</code> .

Output Parameters

<code>x</code>	REAL for <code>sgthrz</code> DOUBLE PRECISION for <code>dgthrz</code> COMPLEX for <code>cgthrz</code> DOUBLE COMPLEX for <code>zgthrz</code> Array, DIMENSION at least <code>nz</code> . Contains the vector converted to the compressed form.
<code>y</code>	The updated vector <code>y</code> .

Fortran 95 Interface Notes

Routines in Fortran 95 interface have fewer arguments in the calling sequence than their FORTRAN 77 counterparts. For general conventions applied to skip redundant or reconstructible arguments, see [Fortran 95 Interface Conventions](#).

Specific details for the routine `gthrz` interface are the following:

<code>x</code>	Holds the vector with the number of elements <code>nz</code> .
<code>indx</code>	Holds the vector with the number of elements <code>nz</code> .
<code>y</code>	Holds the vector with the number of elements <code>nz</code> .

?roti

Applies Givens rotation to sparse vectors one of which is in compressed form.

Syntax

FORTRAN 77:

```
call sroti(nz, x, indx, y, c, s)
call droti(nz, x, indx, y, c, s)
```

Fortran 95:

```
call roti(x, indx, y, c, s)
```

Description

This routine is declared in `mkl_blas.fi` for FORTRAN 77 interface, in `blas.f90` for Fortran 95 interface, and in `mkl_blas.h` for C interface.

The ?roti routines apply the Givens rotation to elements of two real vectors, x (in compressed form $nz, x, indx$) and y (in full storage form):

$$x(i) = c*x(i) + s*y(indx(i))$$

$$y(indx(i)) = c*y(indx(i)) - s*x(i)$$

The routines reference only the elements of y whose indices are listed in the array $indx$. The values in $indx$ must be distinct.

Input Parameters

nz	INTEGER. The number of elements in x and $indx$.
x	REAL for sroti DOUBLE PRECISION for droti Array, DIMENSION at least nz .
$indx$	INTEGER. Specifies the indices for the elements of x . Array, DIMENSION at least nz .
y	REAL for sroti DOUBLE PRECISION for droti Array, DIMENSION at least $\max(indx(i))$.
c	A scalar: REAL for sroti

`s` DOUBLE PRECISION for `droti`.
 A scalar: REAL for `sroti`
 DOUBLE PRECISION for `droti`.

Output Parameters

`x` and `y` The updated arrays.

Fortran 95 Interface Notes

Routines in Fortran 95 interface have fewer arguments in the calling sequence than their FORTRAN 77 counterparts. For general conventions applied to skip redundant or reconstructible arguments, see [Fortran 95 Interface Conventions](#).

Specific details for the routine `roti` interface are the following:

`x` Holds the vector with the number of elements `nz`.
`indx` Holds the vector with the number of elements `nz`.
`y` Holds the vector with the number of elements `nz`.

?sctr

Converts compressed sparse vectors into full storage form.

Syntax

FORTRAN 77:

```
call ssctr(nz, x, indx, y )
call dsctr(nz, x, indx, y )
call csctr(nz, x, indx, y )
call zsctr(nz, x, indx, y )
```

Fortran 95:

```
call sctr(x, indx, y)
```

Description

This routine is declared in `mk1_blas.fi` for FORTRAN 77 interface, in `blas.f90` for Fortran 95 interface, and in `mk1_blas.h` for C interface.

The `?sctr` routines scatter the elements of the compressed sparse vector (nz , x , $indx$) to a full-storage vector y . The routines modify only the elements of y whose indices are listed in the array $indx$:

$y(indx(i)) = x(i)$, for $i=1, 2, \dots, nz$.

Input Parameters

nz	INTEGER. The number of elements of x to be scattered.
$indx$	INTEGER. Specifies indices of elements to be scattered. Array, DIMENSION at least nz .
x	REAL for <code>ssctr</code> DOUBLE PRECISION for <code>dsctr</code> COMPLEX for <code>csctr</code> DOUBLE COMPLEX for <code>zsctr</code> Array, DIMENSION at least nz . Contains the vector to be converted to full-storage form.

Output Parameters

y	REAL for <code>ssctr</code> DOUBLE PRECISION for <code>dsctr</code> COMPLEX for <code>csctr</code> DOUBLE COMPLEX for <code>zsctr</code> Array, DIMENSION at least $\max(indx(i))$. Contains the vector y with updated elements.
-----	--

Fortran 95 Interface Notes

Routines in Fortran 95 interface have fewer arguments in the calling sequence than their FORTRAN 77 counterparts. For general conventions applied to skip redundant or reconstructible arguments, see [Fortran 95 Interface Conventions](#).

Specific details for the routine `sctr` interface are the following:

x	Holds the vector with the number of elements nz .
$indx$	Holds the vector with the number of elements nz .
y	Holds the vector with the number of elements nz .

Sparse BLAS Level 2 and Level 3 Routines

This section describes Sparse BLAS Level 2 and Level 3 routines included in the Intel® Math Kernel Library (Intel® MKL) . Sparse BLAS Level 2 is a group of routines and functions that perform operations between a sparse matrix and dense vectors. Sparse BLAS Level 3 is a group of routines and functions that perform operations between a sparse matrix and dense matrices.

The terms and concepts required to understand the use of the Intel MKL Sparse BLAS Level 2 and Level 3 routines are discussed in the [Linear Solvers Basics](#) appendix.

This Sparse BLAS routines can be useful to implement iterative methods for solving large sparse systems of equations or eigenvalue problems. For example, these routines can be considered as building blocks for “[Iterative Sparse Solvers based on Reverse Communication Interface \(RCI ISS\)](#)” described in the Chapter 8 of the manual.

Intel MKL provides Sparse BLAS Level 2 and Level 3 routines with typical (or conventional) interface similar to the interface used in the NIST* Sparse BLAS library [[Rem05](#)].

Some software packages and libraries (the [PARDISO* Solver](#) used in Intel MKL, *Sparskit 2* [[Saad94](#)], the Compaq* Extended Math Library (CXML)[[CXML01](#)]) use different (early) variation of the compressed sparse row (CSR) format and support only Level 2 operations with simplified interfaces. Intel MKL provides an additional set of Sparse BLAS Level 2 routines with similar simplified interfaces. Each of these routines operates only on a matrix of the fixed type.

The routines described in this section support both one-based indexing and zero-based indexing of the input data (see details in the section [One-based and Zero-based Indexing](#)).

Naming Conventions in Sparse BLAS Level 2 and Level 3

Each Sparse BLAS Level 2 and Level 3 routine has a six- or eight-character base name preceded by the prefix `mkl_` or `mkl_cspblas_` .

The routines with typical (conventional) interface have six-character base names in accordance with the template:

```
mkl_<character> <data> <operation>( )
```

The routines with simplified interfaces have eight-character base names in accordance with the templates:

```
mkl_<character> <data> <mtype> <operation>( )
```

for routines with one-based indexing; and

```
mkl_cspblas_<character> <data> <mtype> <operation>( )
```

for routines with zero-based indexing.

The `<character>` field indicates the data type:

s	real, single precision
c	complex, single precision
d	real, double precision
z	complex, double precision

The `<data>` field indicates the sparse matrix storage format (see section [Sparse Matrix Storage Formats](#)):

coo	coordinate format
csr	compressed sparse row format and its variations
csc	compressed sparse column format and its variations
dia	diagonal format
sky	skyline storage format
bsr	block sparse row format and its variations

The `<operation>` field indicates the type of operation:

mv	matrix-vector product (Level 2)
mm	matrix-matrix product (Level 3)
sv	solving a single triangular system (Level 2)
sm	solving triangular systems with multiple right-hand sides (Level 3)

The field `<mtype>` indicates the matrix type:

ge	sparse representation of a general matrix
sy	sparse representation of the upper or lower triangle of a symmetric matrix
tr	sparse representation of a triangular matrix

Sparse Matrix Storage Formats

The current version of Intel MKL Sparse BLAS Level 2 and Level 3 routines support the following point entry [[Duff86](#)] storage formats for sparse matrices:

- *compressed sparse row* format (CSR) and its variations;
- *compressed sparse column* format (CSC);
- *coordinate* format;
- *diagonal* format;
- *skyline* storage format;

and one block entry storage format:

- *block sparse row* format (BSR) and its variations.

For more information see "[Sparse Matrix Storage Formats](#)" in the Appendix A "

Intel MKL provides auxiliary routines - [matrix converters](#) - that convert sparse matrix from one storage format to another.

Routines and Supported Operations

This section describes operations supported by the Intel Sparse BLAS Level 2 and Level 3 routines. The following notations are used here:

A is a sparse matrix;
 B and C are dense matrices;
 D is a diagonal scaling matrix;
 x and y are dense vectors;
 α and β are scalars;

$\text{op}(A)$ is one of the possible operations:

$\text{op}(A) = A$;
 $\text{op}(A) = A'$ - transpose of A ;
 $\text{op}(A) = \text{conj}(A')$ - conjugated transpose of A .

$\text{inv}(\text{op}(A))$ denotes the inverse of $\text{op}(A)$.

Intel MKL Sparse BLAS Level 2 and Level 3 routines support the following operations:

- computing the vector product between a sparse matrix and a dense vector:

$$y := \alpha * \text{op}(A) * x + \beta * y$$

- solving a single triangular system:

$$y := \alpha * \text{inv}(\text{op}(A)) * x$$

- computing a product between sparse matrix and dense matrix:

$$C := \alpha * \text{op}(A) * B + \beta * C$$

- solving a sparse triangular system with multiple right-hand sides:

$$C := \alpha * \text{inv}(\text{op}(A)) * B$$

Intel MKL provides an additional set of Sparse BLAS Level 2 routines with *simplified interfaces*. Each of these routines operates on a matrix of the fixed type. The following operations are supported:

- computing the vector product between a sparse matrix and a dense vector (for general and symmetric matrices):

$$y := \text{op}(A) * x$$

- solving a single triangular system (for triangular matrices):

$$y := \text{inv}(\text{op}(A)) * x$$

Matrix type is indicated by the field `<mttype>` in the routine name (see section [Naming Conventions in Sparse BLAS Level 2 and Level 3](#)).



NOTE. The routines with simplified interfaces support only four sparse matrix storage formats, specifically:

CSR format in the 3-array variation accepted in the direct sparse solvers and in the CXML;

diagonal format accepted in the CXML;

coordinate format;

BSR format in the 3-array variation.

Note that routines with both typical (conventional) and simplified interfaces use the same computational kernels that work with certain internal data structures.



CAUTION. Intel Sparse BLAS Level 2 and Level 3 routines do not support in-place operations.

Complete list of all routines is given in the [Table 2-9](#).

Interface Consideration

One-Based and Zero-Based Indexing

The Intel MKL Sparse BLAS Leve2 and Level 3 routines support one-based and zero-based indexing of data arrays.

Routines with typical interfaces support zero-based indexing for the following sparse data storage formats: CSR, CSC, BSR, and COO. Routines with simplified interfaces support zero based indexing for the following sparse data storage formats: CSR, BSR, and COO. See the complete list of [Sparse BLAS Level 2 and Level 3 Routines](#) .

The one-based indexing uses the convention of starting array indices at 1. The zero-based indexing uses the convention of starting array indices at 0. For example, indices of the 5-element array *x* can be presented in case of one-based indexing as follows:

```
Element index:   1       2       3       4       5
Element value:  1.0   5.0   7.0   8.0   9.0
```

and in case of zero-based indexing as follows:

```
Element index:   0       1       2       3       4
Element value:  1.0   5.0   7.0   8.0   9.0
```

The detailed descriptions of the one-based and zero-based variants of the sparse data storage formats are given in the “[Sparse Matrix Storage Formats](#)” in Appendix A

Most parameters of the routines are identical for both one-based and zero-based indexing, but some of them have certain differences. The following table lists all these differences.

Parameter	One-based Indexing	Zero-based Indexing
<i>val</i>	Array containing non-zero elements of the matrix <i>A</i> , its length is <i>pntrb</i> (<i>m</i>) – <i>pntrb</i> (1).	Array containing non-zero elements of the matrix <i>A</i> , its length is <i>pntrb</i> (<i>m</i> –1) – <i>pntrb</i> (0).
<i>pntrb</i>	Array of length <i>m</i> . This array contains row indices, such that <i>pntrb</i> (<i>I</i>) – <i>pntrb</i> (1)+1 is the first index of row <i>I</i> in the arrays <i>val</i> and <i>indx</i>	Array of length <i>m</i> . This array contains row indices, such that <i>pntrb</i> (<i>I</i>) – <i>pntrb</i> (0) is the first index of row <i>I</i> in the arrays <i>val</i> and <i>indx</i> .

Parameter	One-based Indexing	Zero-based Indexing
<i>pntrc</i>	Array of length m . This array contains row indices, such that $pntrc(I) - pntrb(1)$ is the last index of row I in the arrays <i>val</i> and <i>indx</i> .	Array of length m . This array contains row indices, such that $pntrc(I) - pntrb(0) - 1$ is the last index of row I in the arrays <i>val</i> and <i>indx</i> .
<i>ia</i>	Array of length $m + 1$, containing indices of elements in the array <i>a</i> , such that $ia(I)$ is the index in the array <i>a</i> of the first non-zero element from the row I . The value of the last element $ia(m + 1)$ is equal to the number of non-zeros plus one.	Array of length $m+1$, containing indices of elements in the array <i>a</i> , such that $ia(I)$ is the index in the array <i>a</i> of the first non-zero element from the row I . The value of the last element $ia(m)$ is equal to the number of non-zeros.
<i>ldb</i>	Specifies the first dimension of <i>b</i> as declared in the calling (sub)program.	Specifies the second dimension of <i>b</i> as declared in the calling (sub)program.
<i>ldc</i>	Specifies the first dimension of <i>c</i> as declared in the calling (sub)program.	Specifies the second dimension of <i>c</i> as declared in the calling (sub)program.

Difference Between Fortran and C Interfaces

Intel MKL provides both Fortran and C interfaces to all Sparse BLAS Leve2 and Level 3 routines. Parameter descriptions are common for both interfaces with the exception of data types that refer to the FORTRAN 77 standard types. Correspondence between data types specific to the Fortran and C interfaces are given below:

Fortran	C
REAL*4	float
REAL*8	double
INTEGER*4	int
INTEGER*8	long long int
CHARACTER	char

For routines with C interfaces all parameters (including scalars) must be passed by references.

Another difference is how two-dimensional arrays are represented. In Fortran the column-major order is used, and in C - row-major order. This changes the meaning of the parameters *ldb* and *ldc* (see the table above).

Differences Between Intel MKL and NIST* Interfaces

The Intel MKL Sparse BLAS Level 3 routines have the following conventional interfaces:

`mkl_xyyymm(transa, m, n, k, alpha, matdescra, arg(A), b, ldb, beta, c, ldc)`,
for matrix-matrix product;

`mkl_xyyysm(transa, m, n, alpha, matdescra, arg(A), b, ldb, c, ldc)`, for triangular solvers with multiple right-hand sides.

Here *x* denotes data type, and *yyy* - sparse matrix data structure (storage format).

The analogous NIST* Sparse BLAS (NSB) library routines have the following interfaces:

`xyyyymm(transa, m, n, k, alpha, descra, arg(A), b, ldb, beta, c, ldc, work, lwork)`, for matrix-matrix product;

`xyyyysm(transa, m, n, unitd, dv, alpha, descra, arg(A), b, ldb, beta, c, ldc, work, lwork)`, for triangular solvers with multiple right-hand sides.

Some similar arguments are used in both libraries. The argument *transa* indicates what operation is performed and is slightly different in the NSB library (see [Table 2-5](#)). The arguments *m* and *k* are the number of rows and column in the matrix *A*, respectively, *n* is the number of columns in the matrix *C*. The arguments *alpha* and *beta* are scalar *alpha* and *beta* respectively (*beta* is not used in the Intel MKL triangular solvers.) The arguments *b* and *c* are rectangular arrays with the first dimension *ldb* and *ldc*, respectively. *arg(A)* denotes the list of arguments that describe the sparse representation of *A*.

Table 2-5 Parameter *transa*

	MKL interface	NSB interface	Operation
data type	CHARACTER*1	INTEGER	
value	N or n	0	$op(A) = A$
	T or t	1	$op(A) = A'$
	C or c	2	$op(A) = A'$

Parameter *matdescra*

The parameter *matdescra* describes the relevant characteristic of the matrix *A*. This manual describes *matdescra* as an array of six elements in line with the NIST* implementation. However, only the first four elements of the array are used in the current versions of the Intel MKL Sparse BLAS routines. Elements *matdescra* (5) and *matdescra*(6) are reserved for future use. Note that whether *matdescra* is described in the user's program as an array of length 6 or 4 is of no importance because the array is declared as a pointer in the Intel MKL routines. To learn more about declaration of the *matdescra* array see Sparse BLAS examples located in the following subdirectory of the Intel MKL installation directory: `examples/spblas/`. The table below list elements of the parameter *matdescra*, their values and meanings. The parameter *matdescra* corresponds to the argument *descra* from NSB library.

Table 2-6 Possible Values of the Parameter *matdescra* (*descra*)

	MKL interface		NSB interface	Matrix characteristics
	one-based indexing	zero-based indexing		
data type	CHARACTER	Char	INTEGER	
1st element	<i>matdescra</i> (1)	<i>matdescra</i> (0)	<i>descra</i> (1)	matrix structure
value	G	G	0	general
	S	S	1	symmetric ($A = A'$)
	H	H	2	Hermitian ($A = \text{conjg}(A')$)
	T	T	3	triangular
	A	A	4	skew(anti)-symmetric ($A = -A'$)
	D	D	5	diagonal
2nd element	<i>matdescra</i> (2)	<i>matdescra</i> (1)	<i>descra</i> (2)	upper/lower triangular indicator
value	L	L	1	lower

	MKL interface		NSB interface	Matrix characteristics
	U	U	2	upper
3rd element	<i>matdescra</i> (3)	<i>matdescra</i> (2)	<i>descra</i> (3)	main diagonal type
value	N	N	0	non-unit
	U	U	1	unit
4th element	<i>matdescra</i> (4)	<i>matdescra</i> (3)		type of indexing
value	F			one-based indexing
		C		zero-based indexing

In some cases possible element values of the parameter *matdescra* depend on the values of other elements. The [Table 2-7 "Possible Combinations of Element Values of the Parameter *matdescra*"](#) lists all possible combinations of element values for both multiplication routines and triangular solvers.

Table 2-7 Possible Combinations of Element Values of the Parameter *matdescra*

Routines	<i>matdescra</i> (1)	<i>matdescra</i> (2)	<i>matdescra</i> (3)	<i>matdescra</i> (4)
Multiplication Routines	G	ignored	ignored	F (default) or C
	S or H	L (default)	N (default)	F (default) or C
	S or H	L (default)	U	F (default) or C
	S or H	U	N (default)	F (default) or C
	S or H	U	U	F (default) or C
	A	L (default)	ignored	F (default) or C
	A	U	ignored	F (default) or C
Multiplication Routines and Triangular Solvers	T	L	U	F (default) or C
	T	L	N	F (default) or C

Routines	matdescra(1)	matdescra(2)	matdescra(3)	matdescra(4)
	T	U	U	F (default) or C
	T	U	N	F (default) or C
	D	ignored	N (default)	F (default) or C
	D	ignored	U	F (default) or C

For a matrix in the skyline format with main diagonal declared to be unit, diagonal elements must be stored in the sparse representation even if they are zero. In all other formats diagonal elements can be stored (if needed) in the sparse representation if they are not zero.

Operations with Partial Matrices

One of the distinctive feature of the Intel MKL Sparse BLAS routines is a possibility to perform operations only on partial matrices composed of certain parts (triangles and main diagonal) of the input sparse matrix. It can be done by setting properly first three elements of the parameter *matdescra*.

An arbitrary sparse matrix *A* can be decomposed as

$$A = L + D + U$$

where *L* is the strict lower triangle of *A*, *U* is the strict upper triangle of *A*, *D* is the main diagonal.

Table 2-8 shows correspondence between the output matrices and values of the parameter *matdescra* for the sparse matrix *A* for multiplication routines.

Table 2-8 Output Matrices for Multiplication Routines

matdescra(1)	matdescra(2)	matdescra(3)	Output Matrix
G	ignored	ignored	$\alpha * \text{op}(A) * x + \beta * y$ $\alpha * \text{op}(A) * B + \beta * C$
S or H	L	N	$\alpha * \text{op}(L+D+L') * x + \beta * y$ $\alpha * \text{op}(L+D+L') * B + \beta * C$
S or H	L	U	$\alpha * \text{op}(L+I+L') * x + \beta * y$ $\alpha * \text{op}(L+I+L') * B + \beta * C$
S or H	U	N	$\alpha * \text{op}(U'+D+U) * x + \beta * y$

matdescra(1)	matdescra(2)	matdescra(3)	Output Matrix
			$\alpha * \text{op}(U' + D + U) * B + \beta * C$
S or H	U	U	$\alpha * \text{op}(U' + I + U) * x + \beta * y$ $\alpha * \text{op}(U' + I + U) * B + \beta * C$
T	L	U	$\alpha * \text{op}(L + I) * x + \beta * y$ $\alpha * \text{op}(L + I) * B + \beta * C$
T	L	N	$\alpha * \text{op}(L + D) * x + \beta * y$ $\alpha * \text{op}(L + D) * B + \beta * C$
T	U	U	$\alpha * \text{op}(U + I) * x + \beta * y$ $\alpha * \text{op}(U + I) * B + \beta * C$
T	U	N	$\alpha * \text{op}(U + D) * x + \beta * y$ $\alpha * \text{op}(U + D) * B + \beta * C$
A	L	ignored	$\alpha * \text{op}(L - L') * x + \beta * y$ $\alpha * \text{op}(L - L') * B + \beta * C$
A	U	ignored	$\alpha * \text{op}(U - U') * x + \beta * y$ $\alpha * \text{op}(U - U') * B + \beta * C$
D	ignored	N	$\alpha * D * x + \beta * y$ $\alpha * D * B + \beta * C$
D	ignored	U	$\alpha * x + \beta * y$ $\alpha * B + \beta * C$

Table 2-9 shows correspondence between the output matrices and values of the parameter *matdescra* for the sparse matrix *A* for triangular solvers.

Table 2-9 Output Matrices for Triangular Solvers

matdescra(1)	matdescra(2)	matdescra(3)	Output Matrix
T	L	N	$\alpha * \text{inv}(\text{op}(L + L)) * x$ $\alpha * \text{inv}(\text{op}(L + L)) * B$

matdescra(1)	matdescra(2)	matdescra(3)	Output Matrix
T	L	U	$\alpha * \text{inv}(\text{op}(L+L)) * x$ $\alpha * \text{inv}(\text{op}(L+L)) * B$
T	U	N	$\alpha * \text{inv}(\text{op}(U+U)) * x$ $\alpha * \text{inv}(\text{op}(U+U)) * B$
T	U	U	$\alpha * \text{inv}(\text{op}(U+U)) * x$ $\alpha * \text{inv}(\text{op}(U+U)) * B$
D	ignored	N	$\alpha * \text{inv}(D) * x$ $\alpha * \text{inv}(D) * B$
D	ignored	U	$\alpha * x$ $\alpha * B$

Sparse BLAS Level 2 and Level 3 Routines.

Table 2-9 lists the sparse BLAS Level 2 and Level 3 routines described in more detail later in this section.

Table 2-9 Sparse BLAS Level 2 and Level 3 Routines

Routine/Function	Description
Simplified interface, one-based indexing	
<code>mkl_?csrgevmv</code>	Computes matrix - vector product of a sparse general matrix in the CSR format (3-array variation)
<code>mkl_?bsrgevmv</code>	Computes matrix - vector product of a sparse general matrix in the BSR format (3-array variation).
<code>mkl_?coogemv</code>	Computes matrix - vector product of a sparse general matrix in the coordinate format.
<code>mkl_?diagemv</code>	Computes matrix - vector product of a sparse general matrix in the diagonal format.

Routine/Function	Description
<code>mkl_?csrsv</code>	Computes matrix - vector product of a sparse symmetrical matrix in the CSR format (3-array variation)
<code>mkl_?bsrsv</code>	Computes matrix - vector product of a sparse symmetrical matrix in the BSR format (3-array variation).
<code>mkl_?coosv</code>	Computes matrix - vector product of a sparse symmetrical matrix in the coordinate format.
<code>mkl_?diasv</code>	Computes matrix - vector product of a sparse symmetrical matrix in the diagonal format.
<code>mkl_?csrtrsv</code>	Triangular solvers with simplified interface for a sparse matrix in the CSR format (3-array variation).
<code>mkl_?bsrtrsv</code>	Triangular solver with simplified interface for a sparse matrix in the BSR format (3-array variation).
<code>mkl_?cootrsv</code>	Triangular solvers with simplified interface for a sparse matrix in the coordinate format.
<code>mkl_?diatrsv</code>	Triangular solvers with simplified interface for a sparse matrix in the diagonal format.

Simplified interface, zero-based indexing

<code>mkl_cspblas_?csrgemv</code>	Computes matrix - vector product of a sparse general matrix in the CSR format (3-array variation) with zero-based indexing.
<code>mkl_cspblas_?bsrgemv</code>	Computes matrix - vector product of a sparse general matrix in the BSR format (3-array variation)with zero-based indexing.
<code>mkl_cspblas_?coogemv</code>	Computes matrix - vector product of a sparse general matrix in the coordinate format with zero-based indexing.

Routine/Function	Description
<code>mkl_cspblas_?csrsymv</code>	Computes matrix - vector product of a sparse symmetrical matrix in the CSR format (3-array variation) with zero-based indexing
<code>mkl_cspblas_?bsrsymv</code>	Computes matrix - vector product of a sparse symmetrical matrix in the BSR format (3-array variation) with zero-based indexing.
<code>mkl_cspblas_?coosymv</code>	Computes matrix - vector product of a sparse symmetrical matrix in the coordinate format with zero-based indexing.
<code>mkl_cspblas_?csrtrsv</code>	Triangular solvers with simplified interface for a sparse matrix in the CSR format (3-array variation) with zero-based indexing.
<code>mkl_cspblas_?bsrtrsv</code>	Triangular solver with simplified interface for a sparse matrix in the BSR format (3-array variation) with zero-based indexing.
<code>mkl_cspblas_?cootrsv</code>	Triangular solver with simplified interface for a sparse matrix in the coordinate format with zero-based indexing.

Typical (conventional) interface, one-based and zero-based indexing

<code>mkl_?csrsv</code>	Computes matrix - vector product of a sparse matrix in the CSR format.
<code>mkl_?bsrsv</code>	Computes matrix - vector product of a sparse matrix in the BSR format.
<code>mkl_?cscsv</code>	Computes matrix - vector product for a sparse matrix in the CSC format.
<code>mkl_?coosv</code>	Computes matrix - vector product for a sparse matrix in the coordinate format.
<code>mkl_?csrsv</code>	Solves a system of linear equations for a sparse matrix in the CSR format.

Routine/Function	Description
<code>mkl_?bsrsv</code>	Solves a system of linear equations for a sparse matrix in the BSR format.
<code>mkl_?cscsv</code>	Solves a system of linear equations for a sparse matrix in the CSC format.
<code>mkl_?coosv</code>	Solves a system of linear equations for a sparse matrix in the coordinate format.
<code>mkl_?csrmm</code>	Computes matrix - matrix product of a sparse matrix in the CSR format
<code>mkl_?bsrmm</code>	Computes matrix - matrix product of a sparse matrix in the BSR format.
<code>mkl_?cscmm</code>	Computes matrix - matrix product of a sparse matrix in the CSC format
<code>mkl_?coomm</code>	Computes matrix - matrix product of a sparse matrix in the coordinate format.
<code>mkl_?csrsm</code>	Solves a system of linear matrix equations for a sparse matrix in the CSR format.
<code>mkl_?bsrsm</code>	Solves a system of linear matrix equations for a sparse matrix in the BSR format.
<code>mkl_?cscsm</code>	Solves a system of linear matrix equations for a sparse matrix in the CSC format.
<code>mkl_?coosm</code>	Solves a system of linear matrix equations for a sparse matrix in the coordinate format.

Typical (conventional) interface, one-based indexing

<code>mkl_?diamv</code>	Computes matrix - vector product of a sparse matrix in the diagonal format.
<code>mkl_?skymv</code>	Computes matrix - vector product for a sparse matrix in the skyline storage format.

Routine/Function	Description
<code>mkl_?diasv</code>	Solves a system of linear equations for a sparse matrix in the diagonal format.
<code>mkl_?skysv</code>	Solves a system of linear equations for a sparse matrix in the skyline format.
<code>mkl_?diamm</code>	Computes matrix - matrix product of a sparse matrix in the diagonal format.
<code>mkl_?skymm</code>	Computes matrix - matrix product of a sparse matrix in the skyline storage format.
<code>mkl_?diasm</code>	Solves a system of linear matrix equations for a sparse matrix in the diagonal format.
<code>mkl_?skysm</code>	Solves a system of linear matrix equations for a sparse matrix in the skyline storage format.
Auxiliary routines	
Matrix converters	
<code>mkl_ddnscsr</code>	Converts a sparse matrix in the dense representation to the CSR format (3-array variation).
<code>mkl_dcsrcoo</code>	Converts a sparse matrix in the CSR format (3-array variation) to the coordinate format and vice versa.
<code>mkl_dcsrcsr</code>	Converts a sparse matrix in the CSR format to the BSR format (3-array variations) and vice versa.
<code>mkl_dcsrcsc</code>	Converts a sparse matrix in the CSR format to the CSC and vice versa (3-array variations).
<code>mkl_dcsrcdia</code>	Converts a sparse matrix in the CSR format (3-array variation) to the diagonal format and vice versa.
<code>mkl_dcsrcsky</code>	Converts a sparse matrix in the CSR format (3-array variation) to the sky line format and vice versa.
Operations on sparse matrices	

Routine/Function	Description
<code>mkl_?csradd</code>	Computes the sum of two sparse matrices stored in the CSR format (3-array variation) with one-based indexing.
<code>mkl_?csrmultcsr</code>	Computes the product of two sparse matrices stored in the CSR format (3-array variation) with one-based indexing.
<code>mkl_?csrmultd</code>	Computes product of two sparse matrices stored in the CSR format (3-array variation) with one-based indexing. The result is stored in the dense matrix.

mkl_?csrgemv

Computes matrix - vector product of a sparse general matrix stored in the CSR format (3-array variation) with one-based indexing.

Syntax

Fortran:

```
call mkl_scsrgemv(transa, m, a, ia, ja, x, y)
call mkl_dcsrgemv(transa, m, a, ia, ja, x, y)
call mkl_ccsrgemv(transa, m, a, ia, ja, x, y)
call mkl_zcsrgemv(transa, m, a, ia, ja, x, y)
```

C:

```
mkl_scsrgemv(&transa, &m, a, ia, ja, x, y);
mkl_dcsrgemv(&transa, &m, a, ia, ja, x, y);
mkl_ccsrgemv(&transa, &m, a, ia, ja, x, y);
mkl_zcsrgemv(&transa, &m, a, ia, ja, x, y);
```

Description

This routine is declared in `mkl_spblas.fi` for FORTRAN 77 interface and in `mkl_spblas.h` for C interface.

The `mk1_?csrgermv` routine performs a matrix-vector operation defined as

$y := A * x$

or

$y := A' * x,$

where:

x and y are vectors,

A is an m -by- m sparse square matrix in the CSR format (3-array variation), A' is the transpose of A .



NOTE. This routine supports only one-based indexing of the input arrays.

Input Parameters

Parameter descriptions are common for all implemented interfaces with the exception of data types that refer here to the FORTRAN 77 standard types. Data types specific to the different interfaces are described in the section “**Interfaces**” below.

<i>transa</i>	<p>CHARACTER*1. Specifies the operation.</p> <p>If <i>transa</i> = 'N' or 'n', then as $y := A * x$</p> <p>If <i>transa</i> = 'T' or 't' or 'C' or 'c', then $y := A' * x,$</p>
<i>m</i>	INTEGER. Number of rows of the matrix A .
<i>a</i>	<p>REAL for <code>mk1_scsrgermv</code>.</p> <p>DOUBLE PRECISION for <code>mk1_dcsrgermv</code>.</p> <p>COMPLEX for <code>mk1_ccsrgermv</code>.</p> <p>DOUBLE COMPLEX for <code>mk1_zcsrgermv</code>.</p> <p>Array containing non-zero elements of the matrix A. Its length is equal to the number of non-zero elements in the matrix A. Refer to <i>values</i> array description in Sparse Matrix Storage Formats for more details.</p>
<i>ia</i>	<p>INTEGER. Array of length $m + 1$, containing indices of elements in the array a, such that $ia(i)$ is the index in the array a of the first non-zero element from the row i. The value of the last element $ia(m + 1)$ is equal to the number of non-zeros plus one. Refer to <i>rowIndex</i> array description in Sparse Matrix Storage Formats for more details.</p>

ja INTEGER. Array containing the column indices for each non-zero element of the matrix *A*. Its length is equal to the length of the array *a*. Refer to *columns* array description in [Sparse Matrix Storage Formats](#) for more details.

x REAL for mkl_scsrgemv.
DOUBLE PRECISION for mkl_dcsrgemv.
COMPLEX for mkl_ccsrgemv.
DOUBLE COMPLEX for mkl_zcsrgemv.
Array, DIMENSION is *m*.
On entry, the array *x* must contain the vector *x*.

Output Parameters

y REAL for mkl_scsrgemv.
DOUBLE PRECISION for mkl_dcsrgemv.
COMPLEX for mkl_ccsrgemv.
DOUBLE COMPLEX for mkl_zcsrgemv.
Array, DIMENSION at least *m*.
On exit, the array *y* must contain the vector *y*.

Interfaces

FORTRAN 77:

```
SUBROUTINE mkl_scsrgemv(transa, m, a, ia, ja, x, y)
```

```
    CHARACTER*1  transa
```

```
    INTEGER      m
```

```
    INTEGER      ia(*), ja(*)
```

```
    REAL         a(*), x(*), y(*)
```

```
SUBROUTINE mkl_dcsrgemv(transa, m, a, ia, ja, x, y)
```

```
    CHARACTER*1  transa
```

```
    INTEGER      m
```

```
    INTEGER      ia(*), ja(*)
```

```
    DOUBLE PRECISION  a(*), x(*), y(*)
```

```
SUBROUTINE mkl_ccsrgemv(transa, m, a, ia, ja, x, y)
```

```
    CHARACTER*1  transa
```

```
    INTEGER      m
```

```
    INTEGER      ia(*), ja(*)
```

```
    COMPLEX      a(*), x(*), y(*)
```

```
SUBROUTINE mkl_zcsrgemv(transa, m, a, ia, ja, x, y)
```

```
    CHARACTER*1  transa
```

```
    INTEGER      m
```

```
    INTEGER      ia(*), ja(*)
```

```
    DOUBLE COMPLEX  a(*), x(*), y(*)
```

C:

```
void mkl_scsrgemv(char *transa, int *m, float *a,
int *ia, int *ja, float *x, float *y);
void mkl_dcsrgemv(char *transa, int *m, double *a,
int *ia, int *ja, double *x, double *y);
void mkl_ccsrgemv(char *transa, int *m, MKL_Complex8 *a,
int *ia, int *ja, MKL_Complex8 *x, MKL_Complex8 *y);
void mkl_zcsrgemv(char *transa, int *m, MKL_Complex16 *a,
int *ia, int *ja, MKL_Complex16 *x, MKL_Complex16 *y);
```

mkl_?bsrgemv

Computes matrix - vector product of a sparse general matrix stored in the BSR format (3-array variation) with one-based indexing.

Syntax

Fortran:

```
call mkl_sbsrgemv(transa, m, lb, a, ia, ja, x, y)
call mkl_dbsrgemv(transa, m, lb, a, ia, ja, x, y)
call mkl_cbsrgemv(transa, m, lb, a, ia, ja, x, y)
call mkl_zbsrgemv(transa, m, lb, a, ia, ja, x, y)
```

C:

```
mkl_sbsrgemv(&transa, &m, &lb, a, ia, ja, x, y);
mkl_dbsrgemv(&transa, &m, &lb, a, ia, ja, x, y);
mkl_cbsrgemv(&transa, &m, &lb, a, ia, ja, x, y);
mkl_zbsrgemv(&transa, &m, &lb, a, ia, ja, x, y);
```

Description

This routine is declared in `mkl_spblas.fi` for FORTRAN 77 interface and in `mkl_spblas.h` for C interface.

The `mkl_?bsrgemv` routine performs a matrix-vector operation defined as

$y := A * x$

or

$y := A' * x,$

where:

x and y are vectors,

A is an m -by- m block sparse square matrix in the BSR format (3-array variation), A' is the transpose of A .



NOTE. This routine supports only one-based indexing of the input arrays.

Input Parameters

Parameter descriptions are common for all implemented interfaces with the exception of data types that refer here to the FORTRAN 77 standard types. Data types specific to the different interfaces are described in the section “**Interfaces**” below.

<i>transa</i>	<p>CHARACTER*1. Specifies the operation.</p> <p>If <i>transa</i> = 'N' or 'n', then the matrix-vector product is computed as $y := A * x$</p> <p>If <i>transa</i> = 'T' or 't' or 'C' or 'c', then the matrix-vector product is computed as $y := A' * x,$</p>
<i>m</i>	INTEGER. Number of block rows of the matrix A .
<i>lb</i>	INTEGER. Size of the block in the matrix A .
<i>a</i>	<p>REAL for <code>mkl_sbsrgemv</code>.</p> <p>DOUBLE PRECISION for <code>mkl_dbsrgemv</code>.</p> <p>COMPLEX for <code>mkl_cbsrgemv</code>.</p> <p>DOUBLE COMPLEX for <code>mkl_zbsrgemv</code>.</p> <p>Array containing elements of non-zero blocks of the matrix A. Its length is equal to the number of non-zero blocks in the matrix A multiplied by $lb * lb$. Refer to <i>values</i> array description in BSR Format for more details.</p>
<i>ia</i>	INTEGER. Array of length $(m + 1)$, containing indices of block in the array a , such that $ia(i)$ is the index in the array a of the first non-zero element from the row i . The

value of the last element $ia(m + 1)$ is equal to the number of non-zero blocks plus one. Refer to *rowIndex* array description in [BSR Format](#) for more details.

ja

INTEGER. Array containing the column indices for each non-zero block in the matrix *A*.

Its length is equal to the number of non-zero blocks of the matrix *A*. Refer to *columns* array description in [BSR Format](#) for more details.

x

REAL for `mkl_sbsrgemv`.

DOUBLE PRECISION for `mkl_dbsrgemv`.

COMPLEX for `mkl_cbsrgemv`.

DOUBLE COMPLEX for `mkl_zbsrgemv`.

Array, DIMENSION ($m * lb$).

On entry, the array *x* must contain the vector *x*.

Output Parameters

y

REAL for `mkl_sbsrgemv`.

DOUBLE PRECISION for `mkl_dbsrgemv`.

COMPLEX for `mkl_cbsrgemv`.

DOUBLE COMPLEX for `mkl_zbsrgemv`.

Array, DIMENSION at least ($m * lb$).

On exit, the array *y* must contain the vector *y*.

Interfaces

FORTRAN 77:

```
SUBROUTINE mkl_sbsrgemv(transa, m, lb, a, ia, ja, x, y)
```

```
    CHARACTER*1  transa
```

```
    INTEGER      m, lb
```

```
    INTEGER      ia(*), ja(*)
```

```
    REAL         a(*), x(*), y(*)
```

```
SUBROUTINE mkl_dbsrgemv(transa, m, lb, a, ia, ja, x, y)
```

```
    CHARACTER*1  transa
```

```
    INTEGER      m, lb
```

```
    INTEGER      ia(*), ja(*)
```

```
    DOUBLE PRECISION  a(*), x(*), y(*)
```

```
SUBROUTINE mkl_cbsrgemv(transa, m, lb, a, ia, ja, x, y)
```

```
    CHARACTER*1  transa
```

```
    INTEGER      m, lb
```

```
    INTEGER      ia(*), ja(*)
```

```
    COMPLEX      a(*), x(*), y(*)
```

```
SUBROUTINE mkl_zbsrgemv(transa, m, lb, a, ia, ja, x, y)
```

```
    CHARACTER*1  transa
```

```
    INTEGER      m, lb
```

```
    INTEGER      ia(*), ja(*)
```

```
    DOUBLE COMPLEX  a(*), x(*), y(*)
```

C:

```
void mkl_dbsrgemv(char *transa, int *m, int *lb, double *a,
int *ia, int *ja, double *x, double *y);
void mkl_sbsrgemv(char *transa, int *m, int *lb, float *a,
int *ia, int *ja, float *x, float *y);
void mkl_cbsrgemv(char *transa, int *m, int *lb, MKL_Complex8 *a,
int *ia, int *ja, MKL_Complex8 *x, MKL_Complex8 *y);
void mkl_zbsrgemv(char *transa, int *m, int *lb, MKL_Complex16 *a,
int *ia, int *ja, MKL_Complex16 *x, MKL_Complex16 *y);
```

mkl_?coogemv

Computes matrix-vector product of a sparse general matrix stored in the coordinate format with one-based indexing.

Syntax

Fortran:

```
call mkl_scoogemv(transa, m, val, rowind, colind, nnz, x, y)
call mkl_dcoogemv(transa, m, val, rowind, colind, nnz, x, y)
call mkl_ccoogemv(transa, m, val, rowind, colind, nnz, x, y)
call mkl_zcoogemv(transa, m, val, rowind, colind, nnz, x, y)
```

C:

```
mkl_scoogemv(&transa, &m, val, rowind, colind, &nnz, x, y);
mkl_dcoogemv(&transa, &m, val, rowind, colind, &nnz, x, y);
mkl_ccoogemv(&transa, &m, val, rowind, colind, &nnz, x, y);
mkl_zcoogemv(&transa, &m, val, rowind, colind, &nnz, x, y);
```

Description

This routine is declared in `mkl_spblas.fi` for FORTRAN 77 interface and in `mkl_spblas.h` for C interface.

The `mk1_?coogemv` routine performs a matrix-vector operation defined as

$y := A * x$

or

$y := A' * x,$

where:

x and y are vectors,

A is an m -by- m sparse square matrix in the coordinate format, A' is the transpose of A .



NOTE. This routine supports only one-based indexing of the input arrays.

Input Parameters

Parameter descriptions are common for all implemented interfaces with the exception of data types that refer here to the FORTRAN 77 standard types. Data types specific to the different interfaces are described in the section “**Interfaces**” below.

<i>transa</i>	<p>CHARACTER*1. Specifies the operation.</p> <p>If <i>transa</i> = 'N' or 'n', then the matrix-vector product is computed as $y := A * x$</p> <p>If <i>transa</i> = 'T' or 't' or 'C' or 'c', then the matrix-vector product is computed as $y := A' * x,$</p>
<i>m</i>	INTEGER. Number of rows of the matrix A .
<i>val</i>	<p>REAL for <code>mk1_scoogemv</code>.</p> <p>DOUBLE PRECISION for <code>mk1_dcoogemv</code>.</p> <p>COMPLEX for <code>mk1_ccoogemv</code>.</p> <p>DOUBLE COMPLEX for <code>mk1_zcoogemv</code>.</p> <p>Array of length <i>nnz</i>, contains non-zero elements of the matrix A in the arbitrary order.</p> <p>Refer to <i>values</i> array description in Coordinate Format for more details.</p>
<i>rowind</i>	<p>INTEGER. Array of length <i>nnz</i>, contains the row indices for each non-zero element of the matrix A.</p> <p>Refer to <i>rows</i> array description in Coordinate Format for more details.</p>

<i>colind</i>	INTEGER. Array of length <i>nnz</i> , contains the column indices for each non-zero element of the matrix <i>A</i> . Refer to <i>columns</i> array description in Coordinate Format for more details.
<i>nnz</i>	INTEGER. Specifies the number of non-zero element of the matrix <i>A</i> . Refer to <i>nnz</i> description in Coordinate Format for more details.
<i>x</i>	REAL for mkl_scoogemv. DOUBLE PRECISION for mkl_dcoogemv. COMPLEX for mkl_ccoogemv. DOUBLE COMPLEX for mkl_zcoogemv. Array, DIMENSION is <i>m</i> . One entry, the array <i>x</i> must contain the vector <i>x</i> .

Output Parameters

<i>y</i>	REAL for mkl_scoogemv. DOUBLE PRECISION for mkl_dcoogemv. COMPLEX for mkl_ccoogemv. DOUBLE COMPLEX for mkl_zcoogemv. Array, DIMENSION at least <i>m</i> . On exit, the array <i>y</i> must contain the vector <i>y</i> .
----------	---

Interfaces

FORTRAN 77:

```
SUBROUTINE mkl_scoogemv(transa, m, val, rowind, colind, nnz, x, y)
```

```
  CHARACTER*1  transa
```

```
  INTEGER      m, nnz
```

```
  INTEGER      rowind(*), colind(*)
```

```
  REAL         val(*), x(*), y(*)
```

```
SUBROUTINE mkl_dcoogemv(transa, m, val, rowind, colind, nnz, x, y)
```

```
  CHARACTER*1  transa
```

```
  INTEGER      m, nnz
```

```
  INTEGER      rowind(*), colind(*)
```

```
  DOUBLE PRECISION  val(*), x(*), y(*)
```

```
SUBROUTINE mkl_ccoogemv(transa, m, val, rowind, colind, nnz, x, y)
```

```
  CHARACTER*1  transa
```

```
  INTEGER      m, nnz
```

```
  INTEGER      rowind(*), colind(*)
```

```
  COMPLEX      val(*), x(*), y(*)
```

```
SUBROUTINE mkl_zcoogemv(transa, m, val, rowind, colind, nnz, x, y)
```

```
  CHARACTER*1  transa
```

```
  INTEGER      m, nnz
```

```
  INTEGER      rowind(*), colind(*)
```

```
  DOUBLE COMPLEX  val(*), x(*), y(*)
```

C:

```
void mkl_scoogemv(char *transa, int *m, float *val, int *rowind,
int *colind, int *nnz, float *x, float *y);

void mkl_dcoogemv(char *transa, int *m, double *val, int *rowind,
int *colind, int *nnz, double *x, double *y);

void mkl_ccoogemv(char *transa, int *m, MKL_Complex8 *val, int *rowind,
int *colind, int *nnz, MKL_Complex8 *x, MKL_Complex8 *y);

void mkl_zcoogemv(char *transa, int *m, MKL_Complex16 *val, int *rowind,
int *colind, int *nnz, MKL_Complex16 *x, MKL_Complex16 *y);
```

mkl_?diagemv

*Computes matrix - vector product of a sparse
general matrix stored in the diagonal format with
one-based indexing.*

Syntax

Fortran:

```
call mkl_sdiagemv(transa, m, val, lval, idiag, ndiag, x, y)
call mkl_ddiagemv(transa, m, val, lval, idiag, ndiag, x, y)
call mkl_cdiagemv(transa, m, val, lval, idiag, ndiag, x, y)
call mkl_zdiagemv(transa, m, val, lval, idiag, ndiag, x, y)
```

C:

```
mkl_sdiagemv(&transa, &m, val, &lval, idiag, &ndiag, x, y);
mkl_ddiagemv(&transa, &m, val, &lval, idiag, &ndiag, x, y);
mkl_cdiagemv(&transa, &m, val, &lval, idiag, &ndiag, x, y);
mkl_zdiagemv(&transa, &m, val, &lval, idiag, &ndiag, x, y);
```

Description

This routine is declared in `mkl_spblas.fi` for FORTRAN 77 interface and in `mkl_spblas.h` for C interface.

The `mkl_?diagemv` routine performs a matrix-vector operation defined as

$y := A * x$

or

$y := A' * x,$

where:

x and y are vectors,

A is an m -by- m sparse square matrix in the diagonal storage format, A' is the transpose of A .



NOTE. This routine supports only one-based indexing of the input arrays.

Input Parameters

Parameter descriptions are common for all implemented interfaces with the exception of data types that refer here to the FORTRAN 77 standard types. Data types specific to the different interfaces are described in the section “**Interfaces**” below.

<i>transa</i>	<p>CHARACTER*1. Specifies the operation.</p> <p>If <i>transa</i> = 'N' or 'n', then $y := A * x$</p> <p>If <i>transa</i> = 'T' or 't' or 'C' or 'c', then $y := A' * x,$</p>
<i>m</i>	<p>INTEGER. Number of rows of the matrix A.</p>
<i>val</i>	<p>REAL for <code>mkl_sdiagemv</code>.</p> <p>DOUBLE PRECISION for <code>mkl_ddiagemv</code>.</p> <p>COMPLEX for <code>mkl_ccsrgemv</code>.</p> <p>DOUBLE COMPLEX for <code>mkl_zdiagemv</code>.</p> <p>Two-dimensional array of size <i>lval</i> by <i>ndiag</i>, contains non-zero diagonals of the matrix A. Refer to <i>values</i> array description in Diagonal Storage Scheme for more details.</p>
<i>lval</i>	<p>INTEGER. Leading dimension of <i>val</i>, $lval \geq m$. Refer to <i>lval</i> description in Diagonal Storage Scheme for more details.</p>
<i>idiag</i>	<p>INTEGER. Array of length <i>ndiag</i>, contains the distances between main diagonal and each non-zero diagonals in the matrix A.</p> <p>Refer to <i>distance</i> array description in Diagonal Storage Scheme for more details.</p>

ndiag INTEGER. Specifies the number of non-zero diagonals of the matrix *A*.

x REAL for `mkl_sdiagemv`.
DOUBLE PRECISION for `mkl_ddiagemv`.
COMPLEX for `mkl_ccsrgemv`.
DOUBLE COMPLEX for `mkl_zdiagemv`.
Array, DIMENSION is *m*.
On entry, the array *x* must contain the vector *x*.

Output Parameters

y REAL for `mkl_sdiagemv`.
DOUBLE PRECISION for `mkl_ddiagemv`.
COMPLEX for `mkl_ccsrgemv`.
DOUBLE COMPLEX for `mkl_zdiagemv`.
Array, DIMENSION at least *m*.
On exit, the array *y* must contain the vector *y*.

Interfaces

FORTRAN 77:

```
SUBROUTINE mkl_sdiagmv(transa, m, val, lval, idiag, ndiag, x, y)
    CHARACTER*1    transa
    INTEGER        m, lval, ndiag
    INTEGER        idiag(*)
    REAL           val(lval,*), x(*), y(*)
SUBROUTINE mkl_ddiagmv(transa, m, val, lval, idiag, ndiag, x, y)
    CHARACTER*1    transa
    INTEGER        m, lval, ndiag
    INTEGER        idiag(*)
    DOUBLE PRECISION    val(lval,*), x(*), y(*)
SUBROUTINE mkl_cdiagmv(transa, m, val, lval, idiag, ndiag, x, y)
    CHARACTER*1    transa
    INTEGER        m, lval, ndiag
    INTEGER        idiag(*)
    COMPLEX        val(lval,*), x(*), y(*)
SUBROUTINE mkl_zdiagmv(transa, m, val, lval, idiag, ndiag, x, y)
    CHARACTER*1    transa
    INTEGER        m, lval, ndiag
    INTEGER        idiag(*)
    DOUBLE COMPLEX    val(lval,*), x(*), y(*)
```

C:

```
void mkl_sdiagmv(char *transa, int *m, float *val, int *lval,
int *idiag, int *ndiag, float *x, float *y);
void mkl_ddiagmv(char *transa, int *m, double *val, int *lval,
int *idiag, int *ndiag, double *x, double *y);
void mkl_cdiagmv(char *transa, int *m, MKL_Complex8 *val, int *lval,
int *idiag, int *ndiag, MKL_Complex8 *x, MKL_Complex8 *y);
void mkl_zdiagmv(char *transa, int *m, MKL_Complex16 *val, int *lval,
int *idiag, int *ndiag, MKL_Complex16 *x, MKL_Complex16 *y);
```

mkl_?csrsvmv

Computes matrix - vector product of a sparse symmetrical matrix stored in the CSR format (3-array variation) with one-based indexing.

Syntax

Fortran:

```
call mkl_scsrsvmv(uplo, m, a, ia, ja, x, y)
call mkl_dcsrsvmv(uplo, m, a, ia, ja, x, y)
call mkl_ccsrsvmv(uplo, m, a, ia, ja, x, y)
call mkl_zcsrsvmv(uplo, m, a, ia, ja, x, y)
```

C:

```
mkl_scsrsvmv(&uplo, &m, a, ia, ja, x, y);
mkl_dcsrsvmv(&uplo, &m, a, ia, ja, x, y);
mkl_ccsrsvmv(&uplo, &m, a, ia, ja, x, y);
mkl_zcsrsvmv(&uplo, &m, a, ia, ja, x, y);
```

Description

This routine is declared in `mkl_spblas.fi` for FORTRAN 77 interface and in `mkl_spblas.h` for C interface.

The `mkl_?csrsvmv` routine performs a matrix-vector operation defined as

$$y := A * x$$

where:

x and y are vectors,

A is an upper or lower triangle of the symmetrical sparse matrix in the CSR format (3-array variation).



NOTE. This routine supports only one-based indexing of the input arrays.

Input Parameters

Parameter descriptions are common for all implemented interfaces with the exception of data types that refer here to the FORTRAN 77 standard types. Data types specific to the different interfaces are described in the section "**Interfaces**" below.

<i>uplo</i>	<p>CHARACTER*1. Specifies whether the upper or low triangle of the matrix A is used.</p> <p>If <i>uplo</i> = 'U' or 'u', then the upper triangle of the matrix A is used.</p> <p>If <i>uplo</i> = 'L' or 'l', then the low triangle of the matrix A is used.</p>
<i>m</i>	INTEGER. Number of rows of the matrix A .
<i>a</i>	<p>REAL for <code>mkl_scsrsvmv</code>.</p> <p>DOUBLE PRECISION for <code>mkl_dcsrsvmv</code>.</p> <p>COMPLEX for <code>mkl_ccsrsvmv</code>.</p> <p>DOUBLE COMPLEX for <code>mkl_zcsrsvmv</code>.</p> <p>Array containing non-zero elements of the matrix A. Its length is equal to the number of non-zero elements in the matrix A. Refer to <i>values</i> array description in Sparse Matrix Storage Formats for more details.</p>
<i>ia</i>	<p>INTEGER. Array of length $m + 1$, containing indices of elements in the array a, such that $ia(i)$ is the index in the array a of the first non-zero element from the row i. The</p>

value of the last element $ia(m + 1)$ is equal to the number of non-zeros plus one. Refer to *rowIndex* array description in [Sparse Matrix Storage Formats](#) for more details.

ja

INTEGER. Array containing the column indices for each non-zero element of the matrix *A*. Its length is equal to the length of the array *a*. Refer to *columns* array description in [Sparse Matrix Storage Formats](#) for more details.

x

REAL for mkl_scsrsymv.
DOUBLE PRECISION for mkl_dcsrsymv.
COMPLEX for mkl_ccsrsymv.
DOUBLE COMPLEX for mkl_zcsrsymv.
Array, DIMENSION is *m*.
On entry, the array *x* must contain the vector *x*.

Output Parameters

y

REAL for mkl_scsrsymv.
DOUBLE PRECISION for mkl_dcsrsymv.
COMPLEX for mkl_ccsrsymv.
DOUBLE COMPLEX for mkl_zcsrsymv.
Array, DIMENSION at least *m*.
On exit, the array *y* must contain the vector *y*.

Interfaces

FORTRAN 77:

```
SUBROUTINE mkl_scsrsymv(uplo, m, a, ia, ja, x, y)
    CHARACTER*1 uplo
    INTEGER      m
    INTEGER      ia(*), ja(*)
    REAL         a(*), x(*), y(*)
SUBROUTINE mkl_dcsrsymv(uplo, m, a, ia, ja, x, y)
    CHARACTER*1 uplo
    INTEGER      m
    INTEGER      ia(*), ja(*)
    DOUBLE PRECISION a(*), x(*), y(*)
SUBROUTINE mkl_ccsrsymv(uplo, m, a, ia, ja, x, y)
    CHARACTER*1 uplo
    INTEGER      m
    INTEGER      ia(*), ja(*)
    COMPLEX      a(*), x(*), y(*)
SUBROUTINE mkl_zcsrsymv(uplo, m, a, ia, ja, x, y)
    CHARACTER*1 uplo
    INTEGER      m
    INTEGER      ia(*), ja(*)
    DOUBLE COMPLEX a(*), x(*), y(*)
```

C:

```
void mkl_scsrsymv(char *uplo, int *m, float *a,
    int *ia, int *ja, float *x, float *y);
void mkl_dcsrsymv(char *uplo, int *m, double *a,
    int *ia, int *ja, double *x, double *y);
void mkl_ccsrsymv(char *uplo, int *m, MKL_Complex8 *a,
    int *ia, int *ja, MKL_Complex8 *x, MKL_Complex8 *y);
void mkl_zcsrsymv(char *uplo, int *m, MKL_Complex16 *a,
    int *ia, int *ja, MKL_Complex16 *x, MKL_Complex16 *y);
```

mkl_?bsrsymv

Computes matrix-vector product of a sparse symmetrical matrix stored in the BSR format (3-array variation) with one-based indexing.

Syntax

Fortran:

```
call mkl_sbsrsymv(uplo, m, lb, a, ia, ja, x, y)
call mkl_dbsrsymv(uplo, m, lb, a, ia, ja, x, y)
call mkl_cbsrsymv(uplo, m, lb, a, ia, ja, x, y)
call mkl_zbsrsymv(uplo, m, lb, a, ia, ja, x, y)
```

C:

```
mkl_sbsrsymv(&uplo, &m, &lb, a, ia, ja, x, y);
mkl_dbsrsymv(&uplo, &m, &lb, a, ia, ja, x, y);
mkl_cbsrsymv(&uplo, &m, &lb, a, ia, ja, x, y);
mkl_zbsrsymv(&uplo, &m, &lb, a, ia, ja, x, y);
```

Description

This routine is declared in `mkl_spblas.fi` for FORTRAN 77 interface and in `mkl_spblas.h` for C interface.

The `mkl_?bsrsymv` routine performs a matrix-vector operation defined as

$$y := A * x$$

where:

x and y are vectors,

A is an upper or lower triangle of the symmetrical sparse matrix in the BSR format (3-array variation).



NOTE. This routine supports only one-based indexing of the input arrays.

Input Parameters

Parameter descriptions are common for all implemented interfaces with the exception of data types that refer here to the FORTRAN 77 standard types. Data types specific to the different interfaces are described in the section "**Interfaces**" below.

<i>uplo</i>	<p>CHARACTER*1. Specifies whether the upper or low triangle of the matrix A is considered.</p> <p>If <i>uplo</i> = 'U' or 'u', then the upper triangle of the matrix A is used.</p> <p>If <i>uplo</i> = 'L' or 'l', then the low triangle of the matrix A is used.</p>
<i>m</i>	INTEGER. Number of block rows of the matrix A .
<i>lb</i>	INTEGER. Size of the block in the matrix A .
<i>a</i>	<p>REAL for <code>mkl_sbsrsymv</code>.</p> <p>DOUBLE PRECISION for <code>mkl_dbsrsymv</code>.</p> <p>COMPLEX for <code>mkl_cbsrsymv</code>.</p> <p>DOUBLE COMPLEX for <code>mkl_zcsrgemv</code>.</p> <p>Array containing elements of non-zero blocks of the matrix A. Its length is equal to the number of non-zero blocks in the matrix A multiplied by $lb * lb$. Refer to <i>values</i> array description in BSR Format for more details.</p>
<i>ia</i>	<p>INTEGER. Array of length $(m + 1)$, containing indices of block in the array a, such that $ia(i)$ is the index in the array a of the first non-zero element from the row i. The</p>

	value of the last element $ia(m + 1)$ is equal to the number of non-zero blocks plus one. Refer to <i>rowIndex</i> array description in BSR Format for more details.
<i>ja</i>	INTEGER. Array containing the column indices for each non-zero block in the matrix <i>A</i> . Its length is equal to the number of non-zero blocks of the matrix <i>A</i> . Refer to <i>columns</i> array description in BSR Format for more details.
<i>x</i>	REAL for mkl_sbsrsymv. DOUBLE PRECISION for mkl_dbsrsymv. COMPLEX for mkl_cbsrsymv. DOUBLE COMPLEX for mkl_zcsrgemv. Array, DIMENSION ($m*lb$). On entry, the array <i>x</i> must contain the vector <i>x</i> .

Output Parameters

<i>y</i>	REAL for mkl_sbsrsymv. DOUBLE PRECISION for mkl_dbsrsymv. COMPLEX for mkl_cbsrsymv. DOUBLE COMPLEX for mkl_zcsrgemv. Array, DIMENSION at least ($m*lb$). On exit, the array <i>y</i> must contain the vector <i>y</i> .
----------	--

Interfaces

FORTRAN 77:

```
SUBROUTINE mkl_sbsrsymv(uplo, m, lb, a, ia, ja, x, y)
```

```
    CHARACTER*1  uplo  
    INTEGER      m, lb  
    INTEGER      ia(*), ja(*)  
    REAL         a(*), x(*), y(*)
```

```
SUBROUTINE mkl_dbsrsymv(uplo, m, lb, a, ia, ja, x, y)
```

```
    CHARACTER*1  uplo  
    INTEGER      m, lb  
    INTEGER      ia(*), ja(*)  
    DOUBLE PRECISION  a(*), x(*), y(*)
```

```
SUBROUTINE mkl_cbsrsymv(uplo, m, lb, a, ia, ja, x, y)
```

```
    CHARACTER*1  uplo  
    INTEGER      m, lb  
    INTEGER      ia(*), ja(*)  
    COMPLEX      a(*), x(*), y(*)
```

```
SUBROUTINE mkl_zbsrsymv(uplo, m, lb, a, ia, ja, x, y)
```

```
    CHARACTER*1  uplo  
    INTEGER      m, lb  
    INTEGER      ia(*), ja(*)  
    DOUBLE COMPLEX  a(*), x(*), y(*)
```

C:

```
void mkl_sbsrsymv(char *uplo, int *m, int *lb,
float *a, int *ia, int *ja, float *x, float *y);
void mkl_dbsrsymv(char *uplo, int *m, int *lb,
double *a, int *ia, int *ja, double *x, double *y);
void mkl_cbsrsymv(char *uplo, int *m, int *lb,
MKL_Complex8 *a, int *ia, int *ja, MKL_Complex8 *x, MKL_Complex8 *y);
void mkl_zbsrsymv(char *uplo, int *m, int *lb,
MKL_Complex16 *a, int *ia, int *ja, MKL_Complex16 *x, MKL_Complex16 *y);
```

mkl_?coosymv

Computes matrix - vector product of a sparse symmetrical matrix stored in the coordinate format with one-based indexing.

Syntax

Fortran:

```
call mkl_scoosymv(uplo, m, val, rowind, colind, nnz, x, y)
call mkl_dcoosymv(uplo, m, val, rowind, colind, nnz, x, y)
call mkl_ccoosymv(uplo, m, val, rowind, colind, nnz, x, y)
call mkl_zcoosymv(uplo, m, val, rowind, colind, nnz, x, y)
```

C:

```
mkl_scoosymv(&uplo, &m, val, rowind, colind, &nnz, x, y);
mkl_dcoosymv(&uplo, &m, val, rowind, colind, &nnz, x, y);
mkl_ccoosymv(&uplo, &m, val, rowind, colind, &nnz, x, y);
mkl_zcoosymv(&uplo, &m, val, rowind, colind, &nnz, x, y);
```

Description

This routine is declared in `mkl_spblas.fi` for FORTRAN 77 interface and in `mkl_spblas.h` for C interface.

The `mkl_?coosymv` routine performs a matrix-vector operation defined as

$$y := A * x$$

where:

x and y are vectors,

A is an upper or lower triangle of the symmetrical sparse matrix in the coordinate format.



NOTE. This routine supports only one-based indexing of the input arrays.

Input Parameters

Parameter descriptions are common for all implemented interfaces with the exception of data types that refer here to the FORTRAN 77 standard types. Data types specific to the different interfaces are described in the section "**Interfaces**" below.

<i>uplo</i>	<p>CHARACTER*1. Specifies whether the upper or low triangle of the matrix A is used.</p> <p>If <i>uplo</i> = 'U' or 'u', then the upper triangle of the matrix A is used.</p> <p>If <i>uplo</i> = 'L' or 'l', then the low triangle of the matrix A is used.</p>
<i>m</i>	INTEGER. Number of rows of the matrix A .
<i>val</i>	<p>REAL for <code>mkl_scoosymv</code>.</p> <p>DOUBLE PRECISION for <code>mkl_dcoosymv</code>.</p> <p>COMPLEX for <code>mkl_ccoosymv</code>.</p> <p>DOUBLE COMPLEX for <code>mkl_zcoosymv</code>.</p> <p>Array of length <i>nnz</i>, contains non-zero elements of the matrix A in the arbitrary order.</p> <p>Refer to <i>values</i> array description in Coordinate Format for more details.</p>
<i>rowind</i>	<p>INTEGER. Array of length <i>nnz</i>, contains the row indices for each non-zero element of the matrix A.</p> <p>Refer to <i>rows</i> array description in Coordinate Format for more details.</p>
<i>colind</i>	<p>INTEGER. Array of length <i>nnz</i>, contains the column indices for each non-zero element of the matrix A. Refer to <i>columns</i> array description in Coordinate Format for more details.</p>

nnz INTEGER. Specifies the number of non-zero element of the matrix *A*.
Refer to *nnz* description in [Coordinate Format](#) for more details.

x REAL for mkl_scoosymv.
DOUBLE PRECISION for mkl_dcoosymv.
COMPLEX for mkl_ccoosymv.
DOUBLE COMPLEX for mkl_zcoosymv.
Array, DIMENSION is *m*.
On entry, the array *x* must contain the vector *x*.

Output Parameters

y REAL for mkl_scoosymv.
DOUBLE PRECISION for mkl_dcoosymv.
COMPLEX for mkl_ccoosymv.
DOUBLE COMPLEX for mkl_zcoosymv.
Array, DIMENSION at least *m*.
On exit, the array *y* must contain the vector *y*.

Interfaces

FORTRAN 77:

```
SUBROUTINE mkl_scoosymv(uplo, m, val, rowind, colind, nnz, x, y)
```

```
  CHARACTER*1  uplo  
  INTEGER      m, nnz  
  INTEGER      rowind(*), colind(*)  
  REAL         val(*), x(*), y(*)
```

```
SUBROUTINE mkl_dcoosymv(uplo, m, val, rowind, colind, nnz, x, y)
```

```
  CHARACTER*1  uplo  
  INTEGER      m, nnz  
  INTEGER      rowind(*), colind(*)  
  DOUBLE PRECISION  val(*), x(*), y(*)
```

```
SUBROUTINE mkl_cdcoosymv(uplo, m, val, rowind, colind, nnz, x, y)
```

```
  CHARACTER*1  uplo  
  INTEGER      m, nnz  
  INTEGER      rowind(*), colind(*)  
  COMPLEX      val(*), x(*), y(*)
```

```
SUBROUTINE mkl_zcoosymv(uplo, m, val, rowind, colind, nnz, x, y)
```

```
  CHARACTER*1  uplo  
  INTEGER      m, nnz  
  INTEGER      rowind(*), colind(*)  
  DOUBLE COMPLEX  val(*), x(*), y(*)
```

C:

```
void mkl_scoosymv(char *uplo, int *m, float *val, int *rowind,
int *colind, int *nnz, float *x, float *y);
void mkl_dcoosymv(char *uplo, int *m, double *val, int *rowind,
int *colind, int *nnz, double *x, double *y);
void mkl_ccoosymv(char *uplo, int *m, MKL_Complex8 *val, int *rowind,
int *colind, int *nnz, MKL_Complex8 *x, MKL_Complex8 *y);
void mkl_zcoosymv(char *uplo, int *m, MKL_Complex16 *val, int *rowind,
int *colind, int *nnz, MKL_Complex16 *x, MKL_Complex16 *y);
```

mkl_?diasymv

Computes matrix - vector product of a sparse symmetrical matrix stored in the diagonal format with one-based indexing.

Syntax

Fortran:

```
call mkl_sdiasymv(uplo, m, val, lval, idiag, ndiag, x, y)
call mkl_ddiasymv(uplo, m, val, lval, idiag, ndiag, x, y)
call mkl_cdiasymv(uplo, m, val, lval, idiag, ndiag, x, y)
call mkl_zdiasymv(uplo, m, val, lval, idiag, ndiag, x, y)
```

C:

```
mkl_sdiasymv(&uplo, &m, val, &lval, idiag, &ndiag, x, y);
mkl_ddiasymv(&uplo, &m, val, &lval, idiag, &ndiag, x, y);
mkl_cdiasymv(&uplo, &m, val, &lval, idiag, &ndiag, x, y);
mkl_zdiasymv(&uplo, &m, val, &lval, idiag, &ndiag, x, y);
```

Description

This routine is declared in `mkl_spblas.fi` for FORTRAN 77 interface and in `mkl_spblas.h` for C interface.

The `mkl_?diasymv` routine performs a matrix-vector operation defined as

$$y := A * x$$

where:

x and y are vectors,

A is an upper or lower triangle of the symmetrical sparse matrix.



NOTE. This routine supports only one-based indexing of the input arrays.

Input Parameters

Parameter descriptions are common for all implemented interfaces with the exception of data types that refer here to the FORTRAN 77 standard types. Data types specific to the different interfaces are described in the section "**Interfaces**" below.

<i>uplo</i>	<p>CHARACTER*1. Specifies whether the upper or low triangle of the matrix A is used.</p> <p>If <i>uplo</i> = 'U' or 'u', then the upper triangle of the matrix A is used.</p> <p>If <i>uplo</i> = 'L' or 'l', then the low triangle of the matrix A is used.</p>
<i>m</i>	INTEGER. Number of rows of the matrix A .
<i>val</i>	<p>REAL for <code>mkl_sdiasymv</code>.</p> <p>DOUBLE PRECISION for <code>mkl_ddiasymv</code>.</p> <p>COMPLEX for <code>mkl_cdiasymv</code>.</p> <p>DOUBLE COMPLEX for <code>mkl_zdiasymv</code>.</p> <p>Two-dimensional array of size <i>lval</i> by <i>ndiag</i>, contains non-zero diagonals of the matrix A. Refer to <i>values</i> array description in Diagonal Storage Scheme for more details.</p>
<i>lval</i>	INTEGER. Leading dimension of <i>val</i> , $lval \geq m$. Refer to <i>lval</i> description in Diagonal Storage Scheme for more details.
<i>idiag</i>	<p>INTEGER. Array of length <i>ndiag</i>, contains the distances between main diagonal and each non-zero diagonals in the matrix A.</p> <p>Refer to <i>distance</i> array description in Diagonal Storage Scheme for more details.</p>

ndiag INTEGER. Specifies the number of non-zero diagonals of the matrix *A*.

x REAL for mkl_sdiasymv.
 DOUBLE PRECISION for mkl_ddiasymv.
 COMPLEX for mkl_cdiasymv.
 DOUBLE COMPLEX for mkl_zdiasymv.
 Array, DIMENSION is *m*.
 On entry, the array *x* must contain the vector *x*.

Output Parameters

y REAL for mkl_sdiasymv.
 DOUBLE PRECISION for mkl_ddiasymv.
 COMPLEX for mkl_cdiasymv.
 DOUBLE COMPLEX for mkl_zdiasymv.
 Array, DIMENSION at least *m*.
 On exit, the array *y* must contain the vector *y*.

Interfaces

FORTRAN 77:

```
SUBROUTINE mkl_sdiasymv(uplo, m, val, lval, idiag, ndiag, x, y)
  CHARACTER*1  uplo
  INTEGER      m, lval, ndiag
  INTEGER      idiag(*)
  REAL         val(lval,*), x(*), y(*)
SUBROUTINE mkl_ddiasymv(uplo, m, val, lval, idiag, ndiag, x, y)
  CHARACTER*1  uplo
  INTEGER      m, lval, ndiag
  INTEGER      idiag(*)
  DOUBLE PRECISION  val(lval,*), x(*), y(*)
SUBROUTINE mkl_cdiasymv(uplo, m, val, lval, idiag, ndiag, x, y)
  CHARACTER*1  uplo
  INTEGER      m, lval, ndiag
  INTEGER      idiag(*)
  COMPLEX      val(lval,*), x(*), y(*)
SUBROUTINE mkl_zdiasymv(uplo, m, val, lval, idiag, ndiag, x, y)
  CHARACTER*1  uplo
  INTEGER      m, lval, ndiag
  INTEGER      idiag(*)
  DOUBLE COMPLEX  val(lval,*), x(*), y(*)
```

C:

```
void mkl_sdiasymv(char *uplo, int *m, float *val, int *lval,
int *idiag, int *ndiag, float *x, float *y);
void mkl_ddiasymv(char *uplo, int *m, double *val, int *lval,
int *idiag, int *ndiag, double *x, double *y);
void mkl_cdiasymv(char *uplo, int *m, MKL_Complex8 *val, int *lval,
int *idiag, int *ndiag, MKL_Complex8 *x, MKL_Complex8 *y);
void mkl_zdiasymv(char *uplo, int *m, MKL_Complex16 *val, int *lval,
int *idiag, int *ndiag, MKL_Complex16 *x, MKL_Complex16 *y);
```

mkl_?csrtrsv

Triangular solvers with simplified interface for a sparse matrix in the CSR format (3-array variation) with one-based indexing.

Syntax

Fortran:

```
call mkl_scsrtrsv(uplo, transa, diag, m, a, ia, ja, x, y)
call mkl_dcsrtrsv(uplo, transa, diag, m, a, ia, ja, x, y)
call mkl_ccsrtrsv(uplo, transa, diag, m, a, ia, ja, x, y)
call mkl_zcsrtrsv(uplo, transa, diag, m, a, ia, ja, x, y)
```

C:

```
mkl_scsrtrsv(&uplo, &transa, &diag, &m, a, ia, ja, x, y);
mkl_dcsrtrsv(&uplo, &transa, &diag, &m, a, ia, ja, x, y);
mkl_ccsrtrsv(&uplo, &transa, &diag, &m, a, ia, ja, x, y);
mkl_zcsrtrsv(&uplo, &transa, &diag, &m, a, ia, ja, x, y);
```

Description

This routine is declared in `mkl_spblas.fi` for FORTRAN 77 interface and in `mkl_spblas.h` for C interface.

The `mkl_?csrtrsv` routine solves a system of linear equations with matrix-vector operations for a sparse matrix stored in the CSR format (3 array variation):

$$A*y = x$$

or

$$A'*y = x,$$

where:

x and y are vectors,

A is a sparse upper or lower triangular matrix with unit or non-unit main diagonal, A' is the transpose of A .



NOTE. This routine supports only one-based indexing of the input arrays.

Input Parameters

Parameter descriptions are common for all implemented interfaces with the exception of data types that refer here to the FORTRAN 77 standard types. Data types specific to the different interfaces are described in the section “**Interfaces**” below.

<i>uplo</i>	<p>CHARACTER*1. Specifies whether the upper or low triangle of the matrix A is used.</p> <p>If <i>uplo</i> = 'U' or 'u', then the upper triangle of the matrix A is used.</p> <p>If <i>uplo</i> = 'L' or 'l', then the low triangle of the matrix A is used.</p>
<i>transa</i>	<p>CHARACTER*1. Specifies the system of linear equations.</p> <p>If <i>transa</i> = 'N' or 'n', then $A*y = x$</p> <p>If <i>transa</i> = 'T' or 't' or 'C' or 'c', then $A'*y = x$,</p>
<i>diag</i>	<p>CHARACTER*1. Specifies whether A is unit triangular.</p> <p>If <i>diag</i> = 'U' or 'u', then A is a unit triangular.</p> <p>If <i>diag</i> = 'N' or 'n', then A is not unit triangular.</p>
<i>m</i>	INTEGER. Number of rows of the matrix A .
<i>a</i>	<p>REAL for <code>mkl_scsrtrmv</code>.</p> <p>DOUBLE PRECISION for <code>mkl_dcsrtrmv</code>.</p> <p>COMPLEX for <code>mkl_ccsrtrmv</code>.</p> <p>DOUBLE COMPLEX for <code>mkl_zcsrtrmv</code>.</p>

Array containing non-zero elements of the matrix A . Its length is equal to the number of non-zero elements in the matrix A . Refer to *values* array description in [Sparse Matrix Storage Formats](#) for more details.

ia INTEGER. Array of length $m + 1$, containing indices of elements in the array *a*, such that $ia(i)$ is the index in the array *a* of the first non-zero element from the row *i*. The value of the last element $ia(m + 1)$ is equal to the number of non-zeros plus one. Refer to *rowIndex* array description in [Sparse Matrix Storage Formats](#) for more details.

ja INTEGER. Array containing the column indices for each non-zero element of the matrix A . Its length is equal to the length of the array *a*. Refer to *columns* array description in [Sparse Matrix Storage Formats](#) for more details.



NOTE. Column indices must be sorted in increasing order for each row.

x REAL for mkl_scsrtrmv.
DOUBLE PRECISION for mkl_dcsrtrmv.
COMPLEX for mkl_ccsrtrmv.
DOUBLE COMPLEX for mkl_zcsrtrmv.
Array, DIMENSION is *m*.
On entry, the array *x* must contain the vector *x*.

Output Parameters

y REAL for mkl_scsrtrmv.
DOUBLE PRECISION for mkl_dcsrtrmv.
COMPLEX for mkl_ccsrtrmv.
DOUBLE COMPLEX for mkl_zcsrtrmv.
Array, DIMENSION at least *m*.
Contains the vector *y*.

Interfaces

FORTRAN 77:

```
SUBROUTINE mkl_scsrtrsv(uplo, transa, diag, m, a, ia, ja, x, y)
```

```
    CHARACTER*1 uplo, transa, diag
```

```
    INTEGER      m
```

```
    INTEGER      ia(*), ja(*)
```

```
    REAL         a(*), x(*), y(*)
```

```
SUBROUTINE mkl_dcsrtrsv(uplo, transa, diag, m, a, ia, ja, x, y)
```

```
    CHARACTER*1 uplo, transa, diag
```

```
    INTEGER      m
```

```
    INTEGER      ia(*), ja(*)
```

```
    DOUBLE PRECISION a(*), x(*), y(*)
```

```
SUBROUTINE mkl_ccsrtrsv(uplo, transa, diag, m, a, ia, ja, x, y)
```

```
    CHARACTER*1 uplo, transa, diag
```

```
    INTEGER      m
```

```
    INTEGER      ia(*), ja(*)
```

```
    COMPLEX      a(*), x(*), y(*)
```

```
SUBROUTINE mkl_zcsrtrsv(uplo, transa, diag, m, a, ia, ja, x, y)
```

```
    CHARACTER*1 uplo, transa, diag
```

```
    INTEGER      m
```

```
    INTEGER      ia(*), ja(*)
```

```
    DOUBLE COMPLEX a(*), x(*), y(*)
```

C:

```
void mkl_scsrtrsv(char *uplo, char *transa, char *diag, int *m,
float *a, int *ia, int *ja, float *x, float *y);
void mkl_dcsrtrsv(char *uplo, char *transa, char *diag, int *m,
double *a, int *ia, int *ja, double *x, double *y);
void mkl_ccsrtrsv(char *uplo, char *transa, char *diag, int *m,
MKL_Complex8 *a, int *ia, int *ja, MKL_Complex8 *x, MKL_Complex8 *y);
void mkl_zcsrtrsv(char *uplo, char *transa, char *diag, int *m,
MKL_Complex16 *a, int *ia, int *ja, MKL_Complex16 *x, MKL_Complex16 *y);
```

mkl_?bsrtrsv

Triangular solver with simplified interface for a sparse matrix stored in the BSR format (3-array variation) with one-based indexing.

Syntax

Fortran:

```
call mkl_sbsrtrsv(uplo, transa, diag, m, lb, a, ia, ja, x, y)
call mkl_dbsrtrsv(uplo, transa, diag, m, lb, a, ia, ja, x, y)
call mkl_cbsrtrsv(uplo, transa, diag, m, lb, a, ia, ja, x, y)
call mkl_zbsrtrsv(uplo, transa, diag, m, lb, a, ia, ja, x, y)
```

C:

```
mkl_sbsrtrsv(&uplo, &transa, &diag, &m, &lb, a, ia, ja, x, y);
mkl_dbsrtrsv(&uplo, &transa, &diag, &m, &lb, a, ia, ja, x, y);
mkl_cbsrtrsv(&uplo, &transa, &diag, &m, &lb, a, ia, ja, x, y);
mkl_zbsrtrsv(&uplo, &transa, &diag, &m, &lb, a, ia, ja, x, y);
```

Description

This routine is declared in `mkl_spblas.fi` for FORTRAN 77 interface and in `mkl_spblas.h` for C interface.

The `mkl_?bsrtrsv` routine solves a system of linear equations with matrix-vector operations for a sparse matrix stored in the BSR format (3-array variation) :

$y := A * x$

or

$y := A' * x,$

where:

x and y are vectors,

A is a sparse upper or lower triangular matrix with unit or non-unit main diagonal, A' is the transpose of A .



NOTE. This routine supports only one-based indexing of the input arrays.

Input Parameters

Parameter descriptions are common for all implemented interfaces with the exception of data types that refer here to the FORTRAN 77 standard types. Data types specific to the different interfaces are described in the section “**Interfaces**” below.

<i>uplo</i>	<p>CHARACTER*1. Specifies the upper or low triangle of the matrix A is used.</p> <p>If <i>uplo</i> = 'U' or 'u', then the upper triangle of the matrix A is used.</p> <p>If <i>uplo</i> = 'L' or 'l', then the low triangle of the matrix A is used.</p>
<i>transa</i>	<p>CHARACTER*1. Specifies the operation.</p> <p>If <i>transa</i> = 'N' or 'n', then the matrix-vector product is computed as $y := A * x$</p> <p>If <i>transa</i> = 'T' or 't' or 'C' or 'c', then the matrix-vector product is computed as $y := A' * x$.</p>
<i>diag</i>	<p>CHARACTER*1. Specifies whether A is a unit triangular matrix.</p> <p>If <i>diag</i> = 'U' or 'u', then A is a unit triangular.</p> <p>If <i>diag</i> = 'N' or 'n', then A is not a unit triangular.</p>
<i>m</i>	INTEGER. Number of block rows of the matrix A .
<i>lb</i>	INTEGER. Size of the block in the matrix A .

<i>a</i>	<p>REAL for mkl_sbsrtrsv. DOUBLE PRECISION for mkl_dbsrtrsv. COMPLEX for mkl_cbsrtrsv. DOUBLE COMPLEX for mkl_zbsrtrsv.</p> <p>Array containing elements of non-zero blocks of the matrix <i>A</i>. Its length is equal to the number of non-zero blocks in the matrix <i>A</i> multiplied by <i>lb*lb</i>. Refer to <i>values</i> array description in BSR Format for more details.</p>
<i>ia</i>	<p>INTEGER. Array of length $(m + 1)$, containing indices of block in the array <i>a</i>, such that <i>ia</i>(<i>i</i>) is the index in the array <i>a</i> of the first non-zero element from the row <i>i</i>. The value of the last element <i>ia</i>($m + 1$) is equal to the number of non-zero blocks plus one. Refer to <i>RowIndex</i> array description in BSR Format for more details.</p>
<i>ja</i>	<p>INTEGER.</p> <p>Array containing the column indices for each non-zero block in the matrix <i>A</i>.</p> <p>Its length is equal to the number of non-zero blocks of the matrix <i>A</i>. Refer to <i>columns</i> array description in BSR Format for more details.</p>
<i>x</i>	<p>REAL for mkl_sbsrtrsv. DOUBLE PRECISION for mkl_dbsrtrsv. COMPLEX for mkl_cbsrtrsv. DOUBLE COMPLEX for mkl_zbsrtrsv.</p> <p>Array, DIMENSION $(m*lb)$.</p> <p>On entry, the array <i>x</i> must contain the vector <i>x</i>.</p>

Output Parameters

<i>y</i>	<p>REAL for mkl_sbsrtrsv. DOUBLE PRECISION for mkl_dbsrtrsv. COMPLEX for mkl_cbsrtrsv. DOUBLE COMPLEX for mkl_zbsrtrsv.</p> <p>Array, DIMENSION at least $(m*lb)$.</p> <p>On exit, the array <i>y</i> must contain the vector <i>y</i>.</p>
----------	---

Interfaces

FORTRAN 77:

```
SUBROUTINE mkl_sbsrtrsv(uplo, transa, diag, m, lb, a, ia, ja, x, y)
    CHARACTER*1 uplo, transa, diag
    INTEGER      m, lb
    INTEGER      ia(*), ja(*)
    REAL         a(*), x(*), y(*)
SUBROUTINE mkl_dbsrtrsv(uplo, transa, diag, m, lb, a, ia, ja, x, y)
    CHARACTER*1 uplo, transa, diag
    INTEGER      m, lb
    INTEGER      ia(*), ja(*)
    DOUBLE PRECISION a(*), x(*), y(*)
SUBROUTINE mkl_cbsrtrsv(uplo, transa, diag, m, lb, a, ia, ja, x, y)
    CHARACTER*1 uplo, transa, diag
    INTEGER      m, lb
    INTEGER      ia(*), ja(*)
    COMPLEX      a(*), x(*), y(*)
SUBROUTINE mkl_zbsrtrsv(uplo, transa, diag, m, lb, a, ia, ja, x, y)
    CHARACTER*1 uplo, transa, diag
    INTEGER      m, lb
    INTEGER      ia(*), ja(*)
    DOUBLE COMPLEX a(*), x(*), y(*)
```

C:

```
void mkl_sbsrtrsv(char *uplo, char *transa, char *diag, int *m,
    int *lb, float *a, int *ia, int *ja, float *x, float *y);
void mkl_dbsrtrsv(char *uplo, char *transa, char *diag, int *m,
    int *lb, double *a, int *ia, int *ja, double *x, double *y);
void mkl_cbsrtrsv(char *uplo, char *transa, char *diag, int *m,
    int *lb, MKL_Complex8 *a, int *ia, int *ja, MKL_Complex8 *x, MKL_Complex8 *y);
void mkl_zbsrtrsv(char *uplo, char *transa, char *diag, int *m,
    int *lb, MKL_Complex16 *a, int *ia, int *ja, MKL_Complex16 *x, MKL_Complex16 *y);
```

mkl_?cootrsv

Triangular solvers with simplified interface for a sparse matrix in the coordinate format with one-based indexing.

Syntax

Fortran:

```
call mkl_scootrsv(uplo, transa, diag, m, val, rowind, colind, nnz, x, y)
call mkl_dcootrsv(uplo, transa, diag, m, val, rowind, colind, nnz, x, y)
call mkl_ccootrsv(uplo, transa, diag, m, val, rowind, colind, nnz, x, y)
call mkl_zcootrsv(uplo, transa, diag, m, val, rowind, colind, nnz, x, y)
```

C:

```
mkl_scootrsv(&uplo, &transa, &diag, &m, val, rowind, colind, &nnz, x, y);
mkl_dcootrsv(&uplo, &transa, &diag, &m, val, rowind, colind, &nnz, x, y);
mkl_ccootrsv(&uplo, &transa, &diag, &m, val, rowind, colind, &nnz, x, y);
mkl_zcootrsv(&uplo, &transa, &diag, &m, val, rowind, colind, &nnz, x, y);
```

Description

This routine is declared in `mkl_spblas.fi` for FORTRAN 77 interface and in `mkl_spblas.h` for C interface.

The `mkl_?cootrsv` routine solves a system of linear equations with matrix-vector operations for a sparse matrix stored in the coordinate format:

$$A*y = x$$

or

$$A'*y = x,$$

where:

x and y are vectors,

A is a sparse upper or lower triangular matrix with unit or non-unit main diagonal, A' is the transpose of A .



NOTE. This routine supports only one-based indexing of the input arrays.

Input Parameters

Parameter descriptions are common for all implemented interfaces with the exception of data types that refer here to the FORTRAN 77 standard types. Data types specific to the different interfaces are described in the section “**Interfaces**” below.

<i>uplo</i>	<p>CHARACTER*1. Specifies whether the upper or low triangle of the matrix A is considered.</p> <p>If <i>uplo</i> = 'U' or 'u', then the upper triangle of the matrix A is used.</p> <p>If <i>uplo</i> = 'L' or 'l', then the low triangle of the matrix A is used.</p>
<i>transa</i>	<p>CHARACTER*1. Specifies the system of linear equations.</p> <p>If <i>transa</i> = 'N' or 'n', then $A*y = x$</p> <p>If <i>transa</i> = 'T' or 't' or 'C' or 'c', then $A'*y = x$,</p>
<i>diag</i>	<p>CHARACTER*1. Specifies whether A is unit triangular.</p> <p>If <i>diag</i> = 'U' or 'u', then A is unit triangular.</p> <p>If <i>diag</i> = 'N' or 'n', then A is not unit triangular.</p>
<i>m</i>	INTEGER. Number of rows of the matrix A .
<i>val</i>	<p>REAL for <code>mkl_scootrsv</code>.</p> <p>DOUBLE PRECISION for <code>mkl_dcootrsv</code>.</p> <p>COMPLEX for <code>mkl_ccootrsv</code>.</p> <p>DOUBLE COMPLEX for <code>mkl_zcootrsv</code>.</p>

	<p>Array of length <i>nnz</i>, contains non-zero elements of the matrix <i>A</i> in the arbitrary order.</p> <p>Refer to <i>values</i> array description in Coordinate Format for more details.</p>
<i>rowind</i>	<p>INTEGER. Array of length <i>nnz</i>, contains the row indices for each non-zero element of the matrix <i>A</i>.</p> <p>Refer to <i>rows</i> array description in Coordinate Format for more details.</p>
<i>colind</i>	<p>INTEGER. Array of length <i>nnz</i>, contains the column indices for each non-zero element of the matrix <i>A</i>. Refer to <i>columns</i> array description in Coordinate Format for more details.</p>
<i>nnz</i>	<p>INTEGER. Specifies the number of non-zero element of the matrix <i>A</i>.</p> <p>Refer to <i>nnz</i> description in Coordinate Format for more details.</p>
<i>x</i>	<p>REAL for mkl_scootrsv. DOUBLE PRECISION for mkl_dcootrsv. COMPLEX for mkl_ccootrsv. DOUBLE COMPLEX for mkl_zcootrsv. Array, DIMENSION is <i>m</i>. On entry, the array <i>x</i> must contain the vector <i>x</i>.</p>

Output Parameters

<i>y</i>	<p>REAL for mkl_scootrsv. DOUBLE PRECISION for mkl_dcootrsv. COMPLEX for mkl_ccootrsv. DOUBLE COMPLEX for mkl_zcootrsv. Array, DIMENSION at least <i>m</i>. Contains the vector <i>y</i>.</p>
----------	--

Interfaces

FORTRAN 77:

```
SUBROUTINE mkl_scootrsv(uplo, transa, diag, m, val, rowind, colind, nnz, x, y)
    CHARACTER*1  uplo, transa, diag
    INTEGER      m, nnz
    INTEGER      rowind(*), colind(*)
    REAL         val(*), x(*), y(*)
SUBROUTINE mkl_dcootrsv(uplo, transa, diag, m, val, rowind, colind, nnz, x, y)
    CHARACTER*1  uplo, transa, diag
    INTEGER      m, nnz
    INTEGER      rowind(*), colind(*)
    DOUBLE PRECISION  val(*), x(*), y(*)
SUBROUTINE mkl_ccootrsv(uplo, transa, diag, m, val, rowind, colind, nnz, x, y)
    CHARACTER*1  uplo, transa, diag
    INTEGER      m, nnz
    INTEGER      rowind(*), colind(*)
    COMPLEX      val(*), x(*), y(*)
SUBROUTINE mkl_zcootrsv(uplo, transa, diag, m, val, rowind, colind, nnz, x, y)
    CHARACTER*1  uplo, transa, diag
    INTEGER      m, nnz
    INTEGER      rowind(*), colind(*)
    DOUBLE COMPLEX  val(*), x(*), y(*)
```

C:

```
void mkl_scootrsv(char *uplo, char *transa, char *diag, int *m,
float *val, int *rowind, int *colind, int *nnz, float *x, double *y);
void mkl_dcootrsv(char *uplo, char *transa, char *diag, int *m,
double *val, int *rowind, int *colind, int *nnz, double *x, double *y);
void mkl_ccootrsv(char *uplo, char *transa, char *diag, int *m,
MKL_Complex8 *val, int *rowind, int *colind, int *nnz, MKL_Complex8 *x, MKL_Complex8 *y);
void mkl_zcootrsv(char *uplo, char *transa, char *diag, int *m,
MKL_Complex16 *val, int *rowind, int *colind, int *nnz, MKL_Complex16 *x, MKL_Complex16
*y);
```

mkl_?diatrsv

Triangular solvers with simplified interface for a sparse matrix in the diagonal format with one-based indexing.

Syntax

Fortran:

```
call mkl_sdiatrsv(uplo, transa, diag, m, val, lval, idiag, ndiag, x, y)
call mkl_ddiatrsv(uplo, transa, diag, m, val, lval, idiag, ndiag, x, y)
call mkl_cdiatrsv(uplo, transa, diag, m, val, lval, idiag, ndiag, x, y)
call mkl_zdiatrsv(uplo, transa, diag, m, val, lval, idiag, ndiag, x, y)
```

C:

```
mkl_sdiatrsv(&uplo, &transa, &diag, &m, val, &lval, idiag, &ndiag, x, y);
mkl_ddiatrsv(&uplo, &transa, &diag, &m, val, &lval, idiag, &ndiag, x, y);
mkl_cdiatrsv(&uplo, &transa, &diag, &m, val, &lval, idiag, &ndiag, x, y);
mkl_zdiatrsv(&uplo, &transa, &diag, &m, val, &lval, idiag, &ndiag, x, y);
```

Description

This routine is declared in `mkl_spblas.fi` for FORTRAN 77 interface and in `mkl_spblas.h` for C interface.

The `mkl_?diatrsv` routine solves a system of linear equations with matrix-vector operations for a sparse matrix stored in the diagonal format:

$$A*y = x$$

or

$$A'*y = x,$$

where:

x and y are vectors,

A is a sparse upper or lower triangular matrix with unit or non-unit main diagonal, A' is the transpose of A .



NOTE. This routine supports only one-based indexing of the input arrays.

Input Parameters

Parameter descriptions are common for all implemented interfaces with the exception of data types that refer here to the FORTRAN 77 standard types. Data types specific to the different interfaces are described in the section "**Interfaces**" below.

<i>uplo</i>	CHARACTER*1. Specifies whether the upper or low triangle of the matrix A is used. If <i>uplo</i> = 'U' or 'u', then the upper triangle of the matrix A is used. If <i>uplo</i> = 'L' or 'l', then the low triangle of the matrix A is used.
<i>transa</i>	CHARACTER*1. Specifies the system of linear equations. If <i>transa</i> = 'N' or 'n', then $A*y = x$ If <i>transa</i> = 'T' or 't' or 'C' or 'c', then $A'*y = x$,
<i>diag</i>	CHARACTER*1. Specifies whether A is unit triangular. If <i>diag</i> = 'U' or 'u', then A is unit triangular. If <i>diag</i> = 'N' or 'n', then A is not unit triangular.
<i>m</i>	INTEGER. Number of rows of the matrix A .

val REAL for mkl_sdiatrsv.
DOUBLE PRECISION for mkl_ddiatrsv.
COMPLEX for mkl_cdiatrsv.
DOUBLE COMPLEX for mkl_zdiatrsv.
Two-dimensional array of size *lval* by *ndiag*, contains non-zero diagonals of the matrix *A*. Refer to *values* array description in [Diagonal Storage Scheme](#) for more details.

lval INTEGER. Leading dimension of *val*, $lval \geq m$. Refer to *lval* description in [Diagonal Storage Scheme](#) for more details.

idiag INTEGER. Array of length *ndiag*, contains the distances between main diagonal and each non-zero diagonals in the matrix *A*.



NOTE. All elements of this array must be sorted in increasing order.

Refer to *distance* array description in [Diagonal Storage Scheme](#) for more details.

ndiag INTEGER. Specifies the number of non-zero diagonals of the matrix *A*.

x REAL for mkl_sdiatrsv.
DOUBLE PRECISION for mkl_ddiatrsv.
COMPLEX for mkl_cdiatrsv.
DOUBLE COMPLEX for mkl_zdiatrsv.
Array, DIMENSION is *m*.
On entry, the array *x* must contain the vector *x*.

Output Parameters

y REAL for mkl_sdiatrsv.
DOUBLE PRECISION for mkl_ddiatrsv.
COMPLEX for mkl_cdiatrsv.
DOUBLE COMPLEX for mkl_zdiatrsv.
Array, DIMENSION at least *m*.
Contains the vector *y*.

Interfaces

FORTRAN 77:

```
SUBROUTINE mkl_sdiatrsv(uplo, transa, diag, m, val, lval, idiag, ndiag, x, y)
    CHARACTER*1  uplo, transa, diag
    INTEGER      m, lval, ndiag
    INTEGER      idiag(*)
    REAL         val(lval,*), x(*), y(*)
SUBROUTINE mkl_ddiatrsv(uplo, transa, diag, m, val, lval, idiag, ndiag, x, y)
    CHARACTER*1  uplo, transa, diag
    INTEGER      m, lval, ndiag
    INTEGER      idiag(*)
    DOUBLE PRECISION  val(lval,*), x(*), y(*)
SUBROUTINE mkl_cdiatrsv(uplo, transa, diag, m, val, lval, idiag, ndiag, x, y)
    CHARACTER*1  uplo, transa, diag
    INTEGER      m, lval, ndiag
    INTEGER      idiag(*)
    COMPLEX      val(lval,*), x(*), y(*)
SUBROUTINE mkl_zdiatrsv(uplo, transa, diag, m, val, lval, idiag, ndiag, x, y)
    CHARACTER*1  uplo, transa, diag
    INTEGER      m, lval, ndiag
    INTEGER      idiag(*)
    DOUBLE COMPLEX  val(lval,*), x(*), y(*)
```

C:

```
void mkl_sdiatrsv(char *uplo, char *transa, char *diag, int *m, float
    *val, int *lval, int *idiag, int *ndiag, float *x, float *y);
void mkl_ddiatrsv(char *uplo, char *transa, char *diag, int *m, double
    *val, int *lval, int *idiag, int *ndiag, double *x, double *y);
void mkl_cdiatrsv(char *uplo, char *transa, char *diag, int *m, MKL_Complex8
    *val, int *lval, int *idiag, int *ndiag, MKL_Complex8 *x, MKL_Complex8 *y);
void mkl_zdiatrsv(char *uplo, char *transa, char *diag, int *m, MKL_Complex16
    *val, int *lval, int *idiag, int *ndiag, MKL_Complex16 *x, MKL_Complex16 *y);
```

mkl_cspblas_?csrgemv

Computes matrix - vector product of a sparse general matrix stored in the CSR format (3-array variation) with zero-based indexing.

Syntax

Fortran:

```
call mkl_cspblas_scsrgemv(transa, m, a, ia, ja, x, y)
call mkl_cspblas_dcsrgemv(transa, m, a, ia, ja, x, y)
call mkl_cspblas_ccsrgemv(transa, m, a, ia, ja, x, y)
call mkl_cspblas_zcsrgemv(transa, m, a, ia, ja, x, y)
```

C:

```
mkl_cspblas_scsrgemv(&transa, &m, a, ia, ja, x, y);
mkl_cspblas_dcsrgemv(&transa, &m, a, ia, ja, x, y);
mkl_cspblas_ccsrgemv(&transa, &m, a, ia, ja, x, y);
mkl_cspblas_zcsrgemv(&transa, &m, a, ia, ja, x, y);
```

Description

This routine is declared in `mkl_spblas.fi` for FORTRAN 77 interface and in `mkl_spblas.h` for C interface.

The `mkl_cspblas_?csrgev` routine performs a matrix-vector operation defined as

$y := A*x$

or

$y := A'*x,$

where:

x and y are vectors,

A is an m -by- m sparse square matrix in the CSR format (3-array variation) with zero-based indexing, A' is the transpose of A .



NOTE. This routine supports only zero-based indexing of the input arrays.

Input Parameters

Parameter descriptions are common for all implemented interfaces with the exception of data types that refer here to the FORTRAN 77 standard types. Data types specific to the different interfaces are described in the section “**Interfaces**” below.

<i>transa</i>	CHARACTER*1. Specifies the operation. If <i>transa</i> = 'N' or 'n', then the matrix-vector product is computed as $y := A*x$ If <i>transa</i> = 'T' or 't' or 'C' or 'c', then the matrix-vector product is computed as $y := A'*x,$
<i>m</i>	INTEGER. Number of rows of the matrix A .
<i>a</i>	REAL for <code>mkl_cspblas_scsrgev</code> . DOUBLE PRECISION for <code>mkl_cspblas_dcsrgev</code> . COMPLEX for <code>mkl_cspblas_ccsrgev</code> . DOUBLE COMPLEX for <code>mkl_cspblas_zcsrgev</code> . Array containing non-zero elements of the matrix A . Its length is equal to the number of non-zero elements in the matrix A . Refer to <i>values</i> array description in Sparse Matrix Storage Formats for more details.

<i>ia</i>	INTEGER. Array of length $m + 1$, containing indices of elements in the array <i>a</i> , such that <i>ia</i> (<i>I</i>) is the index in the array <i>a</i> of the first non-zero element from the row <i>I</i> . The value of the last element <i>ia</i> (<i>m</i>) is equal to the number of non-zeros. Refer to <i>rowIndex</i> array description in Sparse Matrix Storage Formats for more details.
<i>ja</i>	INTEGER. Array containing the column indices for each non-zero element of the matrix <i>A</i> . Its length is equal to the length of the array <i>a</i> . Refer to <i>columns</i> array description in Sparse Matrix Storage Formats for more details.
<i>x</i>	REAL for mkl_cspblas_scsrgemv. DOUBLE PRECISION for mkl_cspblas_dcsrgemv. COMPLEX for mkl_cspblas_ccsrgemv. DOUBLE COMPLEX for mkl_cspblas_zcsrgemv. Array, DIMENSION is <i>m</i> . One entry, the array <i>x</i> must contain the vector <i>x</i> .

Output Parameters

<i>y</i>	REAL for mkl_cspblas_scsrgemv. DOUBLE PRECISION for mkl_cspblas_dcsrgemv. COMPLEX for mkl_cspblas_ccsrgemv. DOUBLE COMPLEX for mkl_cspblas_zcsrgemv. Array, DIMENSION at least <i>m</i> . On exit, the array <i>y</i> must contain the vector <i>y</i> .
----------	---

Interfaces

FORTRAN 77:

```
SUBROUTINE mkl_cspblas_scsrgemv(transa, m, a, ia, ja, x, y)
```

```
    CHARACTER*1  transa
```

```
    INTEGER      m
```

```
    INTEGER      ia(*), ja(*)
```

```
    REAL         a(*), x(*), y(*)
```

```
SUBROUTINE mkl_cspblas_dcsrgemv(transa, m, a, ia, ja, x, y)
```

```
    CHARACTER*1  transa
```

```
    INTEGER      m
```

```
    INTEGER      ia(*), ja(*)
```

```
    DOUBLE PRECISION  a(*), x(*), y(*)
```

```
SUBROUTINE mkl_cspblas_ccsrgemv(transa, m, a, ia, ja, x, y)
```

```
    CHARACTER*1  transa
```

```
    INTEGER      m
```

```
    INTEGER      ia(*), ja(*)
```

```
    COMPLEX      a(*), x(*), y(*)
```

```
SUBROUTINE mkl_cspblas_zcsrgemv(transa, m, a, ia, ja, x, y)
```

```
    CHARACTER*1  transa
```

```
    INTEGER      m
```

```
    INTEGER      ia(*), ja(*)
```

```
    DOUBLE COMPLEX  a(*), x(*), y(*)
```

C:

```
void mkl_cspblas_scsrgemv(char *transa, int *m, float *a,
int *ia, int *ja, float *x, float *y);
void mkl_cspblas_dcsrgemv(char *transa, int *m, double *a,
int *ia, int *ja, double *x, double *y);
void mkl_cspblas_ccsrgemv(char *transa, int *m, MKL_Complex8 *a,
int *ia, int *ja, MKL_Complex8 *x, MKL_Complex8 *y);
void mkl_cspblas_zcsrgemv(char *transa, int *m, MKL_Complex16 *a,
int *ia, int *ja, MKL_Complex16 *x, MKL_Complex16 *y);
```

mkl_cspblas_?bsrgemv

Computes matrix - vector product of a sparse general matrix stored in the BSR format (3-array variation) with zero-based indexing.

Syntax

Fortran:

```
call mkl_cspblas_sbsrgemv(transa, m, lb, a, ia, ja, x, y)
call mkl_cspblas_dbsrgemv(transa, m, lb, a, ia, ja, x, y)
call mkl_cspblas_cbsrgemv(transa, m, lb, a, ia, ja, x, y)
call mkl_cspblas_zbsrgemv(transa, m, lb, a, ia, ja, x, y)
```

C:

```
mkl_cspblas_sbsrgemv(&transa, &m, &lb, a, ia, ja, x, y);
mkl_cspblas_dbsrgemv(&transa, &m, &lb, a, ia, ja, x, y);
mkl_cspblas_cbsrgemv(&transa, &m, &lb, a, ia, ja, x, y);
mkl_cspblas_zbsrgemv(&transa, &m, &lb, a, ia, ja, x, y);
```

Description

This routine is declared in `mkl_spblas.fi` for FORTRAN 77 interface and in `mkl_spblas.h` for C interface.

The `mkl_cspblas_?bsrgemv` routine performs a matrix-vector operation defined as

$y := A * x$

or

$y := A' * x,$

where:

x and y are vectors,

A is an m -by- m block sparse square matrix in the BSR format (3-array variation) with zero-based indexing, A' is the transpose of A .



NOTE. This routine supports only zero-based indexing of the input arrays.

Input Parameters

Parameter descriptions are common for all implemented interfaces with the exception of data types that refer here to the FORTRAN 77 standard types. Data types specific to the different interfaces are described in the section “**Interfaces**” below.

<i>transa</i>	<p>CHARACTER*1. Specifies the operation.</p> <p>If <i>transa</i> = 'N' or 'n', then the matrix-vector product is computed as $y := A * x$</p> <p>If <i>transa</i> = 'T' or 't' or 'C' or 'c', then the matrix-vector product is computed as $y := A' * x,$</p>
<i>m</i>	INTEGER. Number of block rows of the matrix A .
<i>lb</i>	INTEGER. Size of the block in the matrix A .
<i>a</i>	<p>REAL for <code>mkl_cspblas_sbsrgemv</code>.</p> <p>DOUBLE PRECISION for <code>mkl_cspblas_dbsrgemv</code>.</p> <p>COMPLEX for <code>mkl_cspblas_cbsrgemv</code>.</p> <p>DOUBLE COMPLEX for <code>mkl_cspblas_zbsrgemv</code>.</p> <p>Array containing elements of non-zero blocks of the matrix A. Its length is equal to the number of non-zero blocks in the matrix A multiplied by $lb * lb$. Refer to <i>values</i> array description in BSR Format for more details.</p>
<i>ia</i>	INTEGER. Array of length $(m + 1)$, containing indices of block in the array a , such that $ia(i)$ is the index in the array a of the first non-zero element from the row i . The

value of the last element $ia(m + 1)$ is equal to the number of non-zero blocks. Refer to *rowIndex* array description in [BSR Format](#) for more details.

ja

INTEGER. Array containing the column indices for each non-zero block in the matrix *A*.

Its length is equal to the number of non-zero blocks of the matrix *A*. Refer to *columns* array description in [BSR Format](#) for more details.

x

REAL for `mkl_cspblas_sbsrgemv`.

DOUBLE PRECISION for `mkl_cspblas_dbsrgemv`.

COMPLEX for `mkl_cspblas_cbsrgemv`.

DOUBLE COMPLEX for `mkl_cspblas_zbsrgemv`.

Array, DIMENSION ($m \cdot lb$).

On entry, the array *x* must contain the vector *x*.

Output Parameters

y

REAL for `mkl_cspblas_sbsrgemv`.

DOUBLE PRECISION for `mkl_cspblas_dbsrgemv`.

COMPLEX for `mkl_cspblas_cbsrgemv`.

DOUBLE COMPLEX for `mkl_cspblas_zbsrgemv`.

Array, DIMENSION at least ($m \cdot lb$).

On exit, the array *y* must contain the vector *y*.

Interfaces

FORTRAN 77:

```
SUBROUTINE mkl_cspblas_sbsrgemv(transa, m, lb, a, ia, ja, x, y)
```

```
    CHARACTER*1  transa
```

```
    INTEGER      m, lb
```

```
    INTEGER      ia(*), ja(*)
```

```
    REAL         a(*), x(*), y(*)
```

```
SUBROUTINE mkl_cspblas_dbsrgemv(transa, m, lb, a, ia, ja, x, y)
```

```
    CHARACTER*1  transa
```

```
    INTEGER      m, lb
```

```
    INTEGER      ia(*), ja(*)
```

```
    DOUBLE PRECISION  a(*), x(*), y(*)
```

```
SUBROUTINE mkl_cspblas_cbsrgemv(transa, m, lb, a, ia, ja, x, y)
```

```
    CHARACTER*1  transa
```

```
    INTEGER      m, lb
```

```
    INTEGER      ia(*), ja(*)
```

```
    COMPLEX      a(*), x(*), y(*)
```

```
SUBROUTINE mkl_cspblas_zbsrgemv(transa, m, lb, a, ia, ja, x, y)
```

```
    CHARACTER*1  transa
```

```
    INTEGER      m, lb
```

```
    INTEGER      ia(*), ja(*)
```

```
    DOUBLE COMPLEX  a(*), x(*), y(*)
```

C:

```
void mkl_cspblas_sbsrgemv(char *transa, int *m, int *lb,
float *a, int *ia, int *ja, float *x, float *y);
void mkl_cspblas_dbsrgemv(char *transa, int *m, int *lb,
double *a, int *ia, int *ja, double *x, double *y);
void mkl_cspblas_cbsrgemv(char *transa, int *m, int *lb,
MKL_Complex8 *a, int *ia, int *ja, MKL_Complex8 *x, MKL_Complex8 *y);
void mkl_cspblas_zbsrgemv(char *transa, int *m, int *lb,
MKL_Complex16 *a, int *ia, int *ja, MKL_Complex16 *x, MKL_Complex16 *y);
```

mkl_cspblas_?coogemv

Computes matrix - vector product of a sparse general matrix stored in the coordinate format with zero-based indexing.

Syntax

Fortran:

```
call mkl_cspblas_scoogemv(transa, m, val, rowind, colind, nnz, x, y)
call mkl_cspblas_dcoogemv(transa, m, val, rowind, colind, nnz, x, y)
call mkl_cspblas_ccoogemv(transa, m, val, rowind, colind, nnz, x, y)
call mkl_cspblas_zcoogemv(transa, m, val, rowind, colind, nnz, x, y)
```

C:

```
mkl_cspblas_scoogemv(&transa, &m, val, rowind, colind, &nnz, x, y);
mkl_cspblas_dcoogemv(&transa, &m, val, rowind, colind, &nnz, x, y);
mkl_cspblas_ccoogemv(&transa, &m, val, rowind, colind, &nnz, x, y);
mkl_cspblas_zcoogemv(&transa, &m, val, rowind, colind, &nnz, x, y);
```

Description

This routine is declared in `mkl_spblas.fi` for FORTRAN 77 interface and in `mkl_spblas.h` for C interface.

The `mkl_cspblas_dcoogemv` routine performs a matrix-vector operation defined as

$y := A * x$

or

$y := A' * x,$

where:

x and y are vectors,

A is an m -by- m sparse square matrix in the coordinate format with zero-based indexing, A' is the transpose of A .



NOTE. This routine supports only zero-based indexing of the input arrays.

Input Parameters

Parameter descriptions are common for all implemented interfaces with the exception of data types that refer here to the FORTRAN 77 standard types. Data types specific to the different interfaces are described in the section “**Interfaces**” below.

<i>transa</i>	<p>CHARACTER*1. Specifies the operation.</p> <p>If <i>transa</i> = 'N' or 'n', then the matrix-vector product is computed as $y := A * x$</p> <p>If <i>transa</i> = 'T' or 't' or 'C' or 'c', then the matrix-vector product is computed as $y := A' * x,$</p>
<i>m</i>	<p>INTEGER. Number of rows of the matrix A.</p>
<i>val</i>	<p>REAL for <code>mkl_cspblas_scoogemv</code>.</p> <p>DOUBLE PRECISION for <code>mkl_cspblas_dcoogemv</code>.</p> <p>COMPLEX for <code>mkl_cspblas_ccoogemv</code>.</p> <p>DOUBLE COMPLEX for <code>mkl_cspblas_zcoogemv</code>.</p> <p>Array of length <i>nnz</i>, contains non-zero elements of the matrix A in the arbitrary order.</p> <p>Refer to <i>values</i> array description in Coordinate Format for more details.</p>
<i>rowind</i>	<p>INTEGER. Array of length <i>nnz</i>, contains the row indices for each non-zero element of the matrix A.</p> <p>Refer to <i>rows</i> array description in Coordinate Format for more details.</p>

<i>colind</i>	INTEGER. Array of length <i>nnz</i> , contains the column indices for each non-zero element of the matrix <i>A</i> . Refer to <i>columns</i> array description in Coordinate Format for more details.
<i>nnz</i>	INTEGER. Specifies the number of non-zero element of the matrix <i>A</i> . Refer to <i>nnz</i> description in Coordinate Format for more details.
<i>x</i>	REAL for mkl_cspblas_scoogemv. DOUBLE PRECISION for mkl_cspblas_dcoogemv. COMPLEX for mkl_cspblas_ccoogemv. DOUBLE COMPLEX for mkl_cspblas_zcoogemv. Array, DIMENSION is <i>m</i> . On entry, the array <i>x</i> must contain the vector <i>x</i> .

Output Parameters

<i>y</i>	REAL for mkl_cspblas_scoogemv. DOUBLE PRECISION for mkl_cspblas_dcoogemv. COMPLEX for mkl_cspblas_ccoogemv. DOUBLE COMPLEX for mkl_cspblas_zcoogemv. Array, DIMENSION at least <i>m</i> . On exit, the array <i>y</i> must contain the vector <i>y</i> .
----------	---

Interfaces

FORTRAN 77:

```
SUBROUTINE mkl_cspblas_scoogemv(transa, m, val, rowind, colind, nnz, x, y)
    CHARACTER*1  transa
    INTEGER      m, nnz
    INTEGER      rowind(*), colind(*)
    REAL         val(*), x(*), y(*)
SUBROUTINE mkl_cspblas_dcoogemv(transa, m, val, rowind, colind, nnz, x, y)
    CHARACTER*1  transa
    INTEGER      m, nnz
    INTEGER      rowind(*), colind(*)
    DOUBLE PRECISION  val(*), x(*), y(*)
SUBROUTINE mkl_cspblas_ccoogemv(transa, m, val, rowind, colind, nnz, x, y)
    CHARACTER*1  transa
    INTEGER      m, nnz
    INTEGER      rowind(*), colind(*)
    COMPLEX      val(*), x(*), y(*)
SUBROUTINE mkl_cspblas_zcoogemv(transa, m, val, rowind, colind, nnz, x, y)
    CHARACTER*1  transa
    INTEGER      m, nnz
    INTEGER      rowind(*), colind(*)
    DOUBLE COMPLEX  val(*), x(*), y(*)
```

C:

```
void mkl_cspblas_scoogemv(char *transa, int *m, float *val, int *rowind,
int *colind, int *nnz, float *x, float *y);
void mkl_cspblas_dcoogemv(char *transa, int *m, double *val, int *rowind,
int *colind, int *nnz, double *x, double *y);
void mkl_cspblas_ccoogemv(char *transa, int *m, MKL_Complex8 *val, int *rowind,
int *colind, int *nnz, MKL_Complex8 *x, MKL_Complex8 *y);
void mkl_cspblas_zcoogemv(char *transa, int *m, MKL_Complex16 *val, int *rowind,
int *colind, int *nnz, MKL_Complex16 *x, MKL_Complex16 *y);
```

mkl_cspblas_?csrsvmv

Computes matrix-vector product of a sparse symmetrical matrix stored in the CSR format (3-array variation) with zero-based indexing.

Syntax

Fortran:

```
call mkl_cspblas_scsrsvmv(uplo, m, a, ia, ja, x, y)
call mkl_cspblas_dcsrsvmv(uplo, m, a, ia, ja, x, y)
call mkl_cspblas_ccsrsvmv(uplo, m, a, ia, ja, x, y)
call mkl_cspblas_zcsrsvmv(uplo, m, a, ia, ja, x, y)
```

C:

```
mkl_cspblas_scsrsvmv(&uplo, &m, a, ia, ja, x, y);
mkl_cspblas_dcsrsvmv(&uplo, &m, a, ia, ja, x, y);
mkl_cspblas_ccsrsvmv(&uplo, &m, a, ia, ja, x, y);
mkl_cspblas_zcsrsvmv(&uplo, &m, a, ia, ja, x, y);
```

Description

This routine is declared in `mkl_spblas.fi` for FORTRAN 77 interface and in `mkl_spblas.h` for C interface.

The `mkl_cspblas_?csrsvmv` routine performs a matrix-vector operation defined as

$$y := A * x$$

where:

x and y are vectors,

A is an upper or lower triangle of the symmetrical sparse matrix in the CSR format (3-array variation) with zero-based indexing.



NOTE. This routine supports only zero-based indexing of the input arrays.

Input Parameters

Parameter descriptions are common for all implemented interfaces with the exception of data types that refer here to the FORTRAN 77 standard types. Data types specific to the different interfaces are described in the section "**Interfaces**" below.

<i>uplo</i>	<p>CHARACTER*1. Specifies whether the upper or low triangle of the matrix A is used.</p> <p>If <i>uplo</i> = 'U' or 'u', then the upper triangle of the matrix A is used.</p> <p>If <i>uplo</i> = 'L' or 'l', then the low triangle of the matrix A is used.</p>
<i>m</i>	INTEGER. Number of rows of the matrix A .
<i>a</i>	<p>REAL for <code>mkl_cspblas_scsrsvmv</code>.</p> <p>DOUBLE PRECISION for <code>mkl_cspblas_dcsrsvmv</code>.</p> <p>COMPLEX for <code>mkl_cspblas_ccsrsvmv</code>.</p> <p>DOUBLE COMPLEX for <code>mkl_cspblas_zcsrsvmv</code>.</p> <p>Array containing non-zero elements of the matrix A. Its length is equal to the number of non-zero elements in the matrix A. Refer to <i>values</i> array description in Sparse Matrix Storage Formats for more details.</p>
<i>ia</i>	<p>INTEGER. Array of length $m + 1$, containing indices of elements in the array a, such that $ia(i)$ is the index in the array a of the first non-zero element from the row i. The</p>

value of the last element $ia(m + 1)$ is equal to the number of non-zeros. Refer to *rowIndex* array description in [Sparse Matrix Storage Formats](#) for more details.

ja

INTEGER. Array containing the column indices for each non-zero element of the matrix *A*.

Its length is equal to the length of the array *a*. Refer to *columns* array description in [Sparse Matrix Storage Formats](#) for more details.

x

REAL for mkl_cspblas_scsrsymv.

DOUBLE PRECISION for mkl_cspblas_dcsrsymv.

COMPLEX for mkl_cspblas_ccsrsymv.

DOUBLE COMPLEX for mkl_cspblas_zcsrsymv.

Array, DIMENSION is *m*.

On entry, the array *x* must contain the vector *x*.

Output Parameters

y

REAL for mkl_cspblas_scsrsymv.

DOUBLE PRECISION for mkl_cspblas_dcsrsymv.

COMPLEX for mkl_cspblas_ccsrsymv.

DOUBLE COMPLEX for mkl_cspblas_zcsrsymv.

Array, DIMENSION at least *m*.

On exit, the array *y* must contain the vector *y*.

Interfaces

FORTRAN 77:

```
SUBROUTINE mkl_cspblas_scsrsymv(uplo, m, a, ia, ja, x, y)
```

```
    CHARACTER*1 uplo
```

```
    INTEGER      m
```

```
    INTEGER      ia(*), ja(*)
```

```
    REAL         a(*), x(*), y(*)
```

```
SUBROUTINE mkl_cspblas_dcscrsymv(uplo, m, a, ia, ja, x, y)
```

```
    CHARACTER*1 uplo
```

```
    INTEGER      m
```

```
    INTEGER      ia(*), ja(*)
```

```
    COMPLEX      a(*), x(*), y(*)
```

```
SUBROUTINE mkl_cspblas_ccscrsymv(uplo, m, a, ia, ja, x, y)
```

```
    CHARACTER*1 uplo
```

```
    INTEGER      m
```

```
    INTEGER      ia(*), ja(*)
```

```
    DOUBLE PRECISION a(*), x(*), y(*)
```

```
SUBROUTINE mkl_cspblas_zcscrsymv(uplo, m, a, ia, ja, x, y)
```

```
    CHARACTER*1 uplo
```

```
    INTEGER      m
```

```
    INTEGER      ia(*), ja(*)
```

```
    DOUBLE COMPLEX a(*), x(*), y(*)
```

C:

```
void mkl_cspblas_scsrsymv(char *uplo, int *m, float *a,
int *ia, int *ja, float *x, float *y);
void mkl_cspblas_dcsrsymv(char *uplo, int *m, double *a,
int *ia, int *ja, double *x, double *y);
void mkl_cspblas_ccsrsymv(char *uplo, int *m, MKL_Complex8 *a,
int *ia, int *ja, MKL_Complex8 *x, MKL_Complex8 *y);
void mkl_cspblas_zcsrsymv(char *uplo, int *m, MKL_Complex16 *a,
int *ia, int *ja, MKL_Complex16 *x, MKL_Complex16 *y);
```

mkl_cspblas_?bsrsymv

Computes matrix-vector product of a sparse symmetrical matrix stored in the BSR format (3-arrays variation) with zero-based indexing.

Syntax

Fortran:

```
call mkl_cspblas_sbsrsymv(uplo, m, lb, a, ia, ja, x, y)
call mkl_cspblas_dbsrsymv(uplo, m, lb, a, ia, ja, x, y)
call mkl_cspblas_cbsrsymv(uplo, m, lb, a, ia, ja, x, y)
call mkl_cspblas_zbsrsymv(uplo, m, lb, a, ia, ja, x, y)
```

C:

```
mkl_cspblas_sbsrsymv(&uplo, &m, &lb, a, ia, ja, x, y);
mkl_cspblas_dbsrsymv(&uplo, &m, &lb, a, ia, ja, x, y);
mkl_cspblas_cbsrsymv(&uplo, &m, &lb, a, ia, ja, x, y);
mkl_cspblas_zbsrsymv(&uplo, &m, &lb, a, ia, ja, x, y);
```

Description

This routine is declared in `mkl_spblas.fi` for FORTRAN 77 interface and in `mkl_spblas.h` for C interface.

The `mkl_cspblas_?bsrsymv` routine performs a matrix-vector operation defined as

$$y := A * x$$

where:

x and y are vectors,

A is an upper or lower triangle of the symmetrical sparse matrix in the BSR format (3-array variation) with zero-based indexing.



NOTE. This routine supports only zero-based indexing of the input arrays.

Input Parameters

Parameter descriptions are common for all implemented interfaces with the exception of data types that refer here to the FORTRAN 77 standard types. Data types specific to the different interfaces are described in the section "**Interfaces**" below.

<i>uplo</i>	<p>CHARACTER*1. Specifies whether the upper or low triangle of the matrix A is used.</p> <p>If <i>uplo</i> = 'U' or 'u', then the upper triangle of the matrix A is used.</p> <p>If <i>uplo</i> = 'L' or 'l', then the low triangle of the matrix A is used.</p>
<i>m</i>	INTEGER. Number of block rows of the matrix A .
<i>lb</i>	INTEGER. Size of the block in the matrix A .
<i>a</i>	<p>REAL for <code>mkl_cspblas_sbsrsymv</code>.</p> <p>DOUBLE PRECISION for <code>mkl_cspblas_dbsrsymv</code>.</p> <p>COMPLEX for <code>mkl_cspblas_cbsrsymv</code>.</p> <p>DOUBLE COMPLEX for <code>mkl_cspblas_zbsrsymv</code>.</p> <p>Array containing elements of non-zero blocks of the matrix A. Its length is equal to the number of non-zero blocks in the matrix A multiplied by $lb * lb$. Refer to <i>values</i> array description in BSR Format for more details.</p>
<i>ia</i>	<p>INTEGER. Array of length $(m + 1)$, containing indices of block in the array a, such that $ia(i)$ is the index in the array a of the first non-zero element from the row i. The</p>

value of the last element $ia(m + 1)$ is equal to the number of non-zero blocks plus one. Refer to *rowIndex* array description in [BSR Format](#) for more details.

ja

INTEGER. Array containing the column indices for each non-zero block in the matrix *A*.

Its length is equal to the number of non-zero blocks of the matrix *A*. Refer to *columns* array description in [BSR Format](#) for more details.

x

REAL for mkl_cspblas_sbsrsymv.

DOUBLE PRECISION for mkl_cspblas_dbsrsymv.

COMPLEX for mkl_cspblas_cbsrsymv.

DOUBLE COMPLEX for mkl_cspblas_zbsrsymv.

Array, DIMENSION ($m \cdot lb$).

On entry, the array *x* must contain the vector *x*.

Output Parameters

y

REAL for mkl_cspblas_sbsrsymv.

DOUBLE PRECISION for mkl_cspblas_dbsrsymv.

COMPLEX for mkl_cspblas_cbsrsymv.

DOUBLE COMPLEX for mkl_cspblas_zbsrsymv.

Array, DIMENSION at least ($m \cdot lb$).

On exit, the array *y* must contain the vector *y*.

Interfaces

FORTRAN 77:

```
SUBROUTINE mkl_cspblas_sbsrsymv(uplo, m, lb, a, ia, ja, x, y)
```

```
  CHARACTER*1  uplo
```

```
  INTEGER      m, lb
```

```
  INTEGER      ia(*), ja(*)
```

```
  REAL         a(*), x(*), y(*)
```

```
SUBROUTINE mkl_cspblas_dbsrsymv(uplo, m, lb, a, ia, ja, x, y)
```

```
  CHARACTER*1  uplo
```

```
  INTEGER      m, lb
```

```
  INTEGER      ia(*), ja(*)
```

```
  DOUBLE PRECISION  a(*), x(*), y(*)
```

```
SUBROUTINE mkl_cspblas_cbsrsymv(uplo, m, lb, a, ia, ja, x, y)
```

```
  CHARACTER*1  uplo
```

```
  INTEGER      m, lb
```

```
  INTEGER      ia(*), ja(*)
```

```
  COMPLEX      a(*), x(*), y(*)
```

```
SUBROUTINE mkl_cspblas_zbsrsymv(uplo, m, lb, a, ia, ja, x, y)
```

```
  CHARACTER*1  uplo
```

```
  INTEGER      m, lb
```

```
  INTEGER      ia(*), ja(*)
```

```
  DOUBLE COMPLEX  a(*), x(*), y(*)
```

C:

```
void mkl_cspblas_sbsrsymv(char *uplo, int *m, int *lb,
float *a, int *ia, int *ja, float *x, float *y);
void mkl_cspblas_dbsrsymv(char *uplo, int *m, int *lb,
double *a, int *ia, int *ja, double *x, double *y);
void mkl_cspblas_cbsrsymv(char *uplo, int *m, int *lb,
MKL_Complex8 *a, int *ia, int *ja, MKL_Complex8 *x, MKL_Complex8 *y);
void mkl_cspblas_zbsrsymv(char *uplo, int *m, int *lb,
MKL_Complex16 *a, int *ia, int *ja, MKL_Complex16 *x, MKL_Complex16 *y);
```

mkl_cspblas_?coosymv

Computes matrix - vector product of a sparse symmetrical matrix stored in the coordinate format with zero-based indexing .

Syntax

Fortran:

```
call mkl_cspblas_scoosymv(uplo, m, val, rowind, colind, nnz, x, y)
call mkl_cspblas_dcoosymv(uplo, m, val, rowind, colind, nnz, x, y)
call mkl_cspblas_ccoosymv(uplo, m, val, rowind, colind, nnz, x, y)
call mkl_cspblas_zcoosymv(uplo, m, val, rowind, colind, nnz, x, y)
```

C:

```
mkl_cspblas_scoosymv(&uplo, &m, val, rowind, colind, &nnz, x, y);
mkl_cspblas_dcoosymv(&uplo, &m, val, rowind, colind, &nnz, x, y);
mkl_cspblas_ccoosymv(&uplo, &m, val, rowind, colind, &nnz, x, y);
mkl_cspblas_zcoosymv(&uplo, &m, val, rowind, colind, &nnz, x, y);
```

Description

This routine is declared in `mkl_spblas.fi` for FORTRAN 77 interface and in `mkl_spblas.h` for C interface.

The `mkl_cspblas_?coosymv` routine performs a matrix-vector operation defined as

$$y := A * x$$

where:

x and y are vectors,

A is an upper or lower triangle of the symmetrical sparse matrix in the coordinate format with zero-based indexing.



NOTE. This routine supports only zero-based indexing of the input arrays.

Input Parameters

Parameter descriptions are common for all implemented interfaces with the exception of data types that refer here to the FORTRAN 77 standard types. Data types specific to the different interfaces are described in the section "**Interfaces**" below.

<i>uplo</i>	<p>CHARACTER*1. Specifies whether the upper or low triangle of the matrix A is used.</p> <p>If <i>uplo</i> = 'U' or 'u', then the upper triangle of the matrix A is used.</p> <p>If <i>uplo</i> = 'L' or 'l', then the low triangle of the matrix A is used.</p>
<i>m</i>	INTEGER. Number of rows of the matrix A .
<i>val</i>	<p>REAL for <code>mkl_cspblas_scoosymv</code>.</p> <p>DOUBLE PRECISION for <code>mkl_cspblas_dcoosymv</code>.</p> <p>COMPLEX for <code>mkl_cspblas_ccoosymv</code>.</p> <p>DOUBLE COMPLEX for <code>mkl_cspblas_zcoosymv</code>.</p> <p>Array of length <i>nnz</i>, contains non-zero elements of the matrix A in the arbitrary order.</p> <p>Refer to <i>values</i> array description in Coordinate Format for more details.</p>
<i>rowind</i>	<p>INTEGER. Array of length <i>nnz</i>, contains the row indices for each non-zero element of the matrix A.</p> <p>Refer to <i>rows</i> array description in Coordinate Format for more details.</p>

<i>colind</i>	INTEGER. Array of length <i>nnz</i> , contains the column indices for each non-zero element of the matrix <i>A</i> . Refer to <i>columns</i> array description in Coordinate Format for more details.
<i>nnz</i>	INTEGER. Specifies the number of non-zero element of the matrix <i>A</i> . Refer to <i>nnz</i> description in Coordinate Format for more details.
<i>x</i>	REAL for mkl_cspblas_scoosymv. DOUBLE PRECISION for mkl_cspblas_dcoosymv. COMPLEX for mkl_cspblas_ccoosymv. DOUBLE COMPLEX for mkl_cspblas_zcoosymv. Array, DIMENSION is <i>m</i> . On entry, the array <i>x</i> must contain the vector <i>x</i> .

Output Parameters

<i>y</i>	REAL for mkl_cspblas_scoosymv. DOUBLE PRECISION for mkl_cspblas_dcoosymv. COMPLEX for mkl_cspblas_ccoosymv. DOUBLE COMPLEX for mkl_cspblas_zcoosymv. Array, DIMENSION at least <i>m</i> . On exit, the array <i>y</i> must contain the vector <i>y</i> .
----------	---

Interfaces

FORTRAN 77:

```
SUBROUTINE mkl_cspblas_scoosymv(uplo, m, val, rowind, colind, nnz, x, y)
    CHARACTER*1  uplo
    INTEGER      m, nnz
    INTEGER      rowind(*), colind(*)
    REAL         val(*), x(*), y(*)
SUBROUTINE mkl_cspblas_dcoosymv(uplo, m, val, rowind, colind, nnz, x, y)
    CHARACTER*1  uplo
    INTEGER      m, nnz
    INTEGER      rowind(*), colind(*)
    DOUBLE PRECISION  val(*), x(*), y(*)
SUBROUTINE mkl_cspblas_ccoosymv(uplo, m, val, rowind, colind, nnz, x, y)
    CHARACTER*1  uplo
    INTEGER      m, nnz
    INTEGER      rowind(*), colind(*)
    COMPLEX      val(*), x(*), y(*)
SUBROUTINE mkl_cspblas_zcoosymv(uplo, m, val, rowind, colind, nnz, x, y)
    CHARACTER*1  uplo
    INTEGER      m, nnz
    INTEGER      rowind(*), colind(*)
    DOUBLE COMPLEX  val(*), x(*), y(*)
```

C:

```
void mkl_cspblas_scoosymv(char *uplo, int *m, float *val, int *rowind,  
int *colind, int *nnz, float *x, float *y);  
void mkl_cspblas_dcoosymv(char *uplo, int *m, double *val, int *rowind,  
int *colind, int *nnz, double *x, double *y);  
void mkl_cspblas_ccoosymv(char *uplo, int *m, MKL_Complex8 *val, int *rowind,  
int *colind, int *nnz, MKL_Complex8 *x, MKL_Complex8 *y);  
void mkl_cspblas_zcoosymv(char *uplo, int *m, MKL_Complex16 *val, int *rowind,  
int *colind, int *nnz, MKL_Complex16 *x, MKL_Complex16 *y);
```

mkl_cspblas_?csrtrsv

Triangular solvers with simplified interface for a sparse matrix in the CSR format (3-array variation) with zero-based indexing.

Syntax

Fortran:

```
call mkl_cspblas_scsrtrsv(uplo, transa, diag, m, a, ia, ja, x, y)  
call mkl_cspblas_dcsrtrsv(uplo, transa, diag, m, a, ia, ja, x, y)  
call mkl_cspblas_ccsrtrsv(uplo, transa, diag, m, a, ia, ja, x, y)  
call mkl_cspblas_zcsrtrsv(uplo, transa, diag, m, a, ia, ja, x, y)
```

C:

```
mkl_cspblas_scsrtrsv(&uplo, &transa, &diag, &m, a, ia, ja, x, y);  
mkl_cspblas_dcsrtrsv(&uplo, &transa, &diag, &m, a, ia, ja, x, y);  
mkl_cspblas_ccsrtrsv(&uplo, &transa, &diag, &m, a, ia, ja, x, y);  
mkl_cspblas_zcsrtrsv(&uplo, &transa, &diag, &m, a, ia, ja, x, y);
```

Description

This routine is declared in `mkl_spblas.fi` for FORTRAN 77 interface and in `mkl_spblas.h` for C interface.

The `mkl_cspblas_?csrtrsv` routine solves a system of linear equations with matrix-vector operations for a sparse matrix stored in the CSR format (3-array variation) with zero-based indexing:

$$A*y = x$$

or

$$A'*y = x,$$

where:

x and y are vectors,

A is a sparse upper or lower triangular matrix with unit or non-unit main diagonal, A' is the transpose of A .



NOTE. This routine supports only zero-based indexing of the input arrays.

Input Parameters

Parameter descriptions are common for all implemented interfaces with the exception of data types that refer here to the FORTRAN 77 standard types. Data types specific to the different interfaces are described in the section “**Interfaces**” below.

<i>uplo</i>	<p>CHARACTER*1. Specifies whether the upper or low triangle of the matrix A is used.</p> <p>If <i>uplo</i> = 'U' or 'u', then the upper triangle of the matrix A is used.</p> <p>If <i>uplo</i> = 'L' or 'l', then the low triangle of the matrix A is used.</p>
<i>transa</i>	<p>CHARACTER*1. Specifies the system of linear equations.</p> <p>If <i>transa</i> = 'N' or 'n', then $A*y = x$</p> <p>If <i>transa</i> = 'T' or 't' or 'C' or 'c', then $A'*y = x$,</p>
<i>diag</i>	<p>CHARACTER*1. Specifies whether matrix A is unit triangular.</p> <p>If <i>diag</i> = 'U' or 'u', then A is unit triangular.</p> <p>If <i>diag</i> = 'N' or 'n', then A is not unit triangular.</p>
<i>m</i>	INTEGER. Number of rows of the matrix A .
<i>a</i>	<p>REAL for <code>mkl_cspblas_scsrtrsv</code>.</p> <p>DOUBLE PRECISION for <code>mkl_cspblas_dcsrtrsv</code>.</p> <p>COMPLEX for <code>mkl_cspblas_ccsrtrsv</code>.</p>

	DOUBLE COMPLEX for <code>mkl_cspblas_zcsrtrsv</code> . Array containing non-zero elements of the matrix <i>A</i> . Its length is equal to the number of non-zero elements in the matrix <i>A</i> . Refer to <i>values</i> array description in Sparse Matrix Storage Formats for more details.
<i>ia</i>	INTEGER. Array of length <i>m</i> +1, containing indices of elements in the array <i>a</i> , such that <i>ia</i> (<i>i</i>) is the index in the array <i>a</i> of the first non-zero element from the row <i>i</i> . The value of the last element <i>ia</i> (<i>m</i>) is equal to the number of non-zeros. Refer to <i>rowIndex</i> array description in Sparse Matrix Storage Formats for more details.
<i>ja</i>	INTEGER. Array containing the column indices for each non-zero element of the matrix <i>A</i> . Its length is equal to the length of the array <i>a</i> . Refer to <i>columns</i> array description in Sparse Matrix Storage Formats for more details.



NOTE. Column indices must be sorted in increasing order for each row.

<i>x</i>	REAL for <code>mkl_cspblas_scsrtrsv</code> . DOUBLE PRECISION for <code>mkl_cspblas_dcsrtrsv</code> . COMPLEX for <code>mkl_cspblas_ccsrtrsv</code> . DOUBLE COMPLEX for <code>mkl_cspblas_zcsrtrsv</code> . Array, DIMENSION is <i>m</i> . On entry, the array <i>x</i> must contain the vector <i>x</i> .
----------	--

Output Parameters

<i>y</i>	REAL for <code>mkl_cspblas_scsrtrsv</code> . DOUBLE PRECISION for <code>mkl_cspblas_dcsrtrsv</code> . COMPLEX for <code>mkl_cspblas_ccsrtrsv</code> . DOUBLE COMPLEX for <code>mkl_cspblas_zcsrtrsv</code> . Array, DIMENSION at least <i>m</i> . Contains the vector <i>y</i> .
----------	---

Interfaces

FORTRAN 77:

```
SUBROUTINE mkl_cspblas_scsrtrsv(uplo, transa, diag, m, a, ia, ja, x, y)
    CHARACTER*1 uplo, transa, diag
    INTEGER      m
    INTEGER      ia(*), ja(*)
    REAL         a(*), x(*), y(*)

SUBROUTINE mkl_cspblas_dcsrtrsv(uplo, transa, diag, m, a, ia, ja, x, y)
    CHARACTER*1 uplo, transa, diag
    INTEGER      m
    INTEGER      ia(*), ja(*)
    DOUBLE PRECISION a(*), x(*), y(*)

SUBROUTINE mkl_cspblas_ccsrtrsv(uplo, transa, diag, m, a, ia, ja, x, y)
    CHARACTER*1 uplo, transa, diag
    INTEGER      m
    INTEGER      ia(*), ja(*)
    COMPLEX      a(*), x(*), y(*)

SUBROUTINE mkl_cspblas_zcsrtrsv(uplo, transa, diag, m, a, ia, ja, x, y)
    CHARACTER*1 uplo, transa, diag
    INTEGER      m
    INTEGER      ia(*), ja(*)
    DOUBLE COMPLEX a(*), x(*), y(*)
```

C:

```
void mkl_cspblas_scsrtrsv(char *uplo, char *transa, char *diag, int *m,
float *a, int *ia, int *ja, float *x, float *y);
void mkl_cspblas_dcsrtrsv(char *uplo, char *transa, char *diag, int *m,
double *a, int *ia, int *ja, double *x, double *y);
void mkl_cspblas_ccsrtrsv(char *uplo, char *transa, char *diag, int *m,
MKL_Complex8 *a, int *ia, int *ja, MKL_Complex8 *x, MKL_Complex8 *y);
void mkl_cspblas_zcsrtrsv(char *uplo, char *transa, char *diag, int *m,
MKL_Complex16 *a, int *ia, int *ja, MKL_Complex16 *x, MKL_Complex16 *y);
```

mkl_cspblas_?bsrtrsv

Triangular solver with simplified interface for a sparse matrix stored in the BSR format (3-array variation) with zero-based indexing.

Syntax

Fortran:

```
call mkl_cspblas_sbsrtrsv(uplo, transa, diag, m, lb, a, ia, ja, x, y)
call mkl_cspblas_dbsrtrsv(uplo, transa, diag, m, lb, a, ia, ja, x, y)
call mkl_cspblas_cbsrtrsv(uplo, transa, diag, m, lb, a, ia, ja, x, y)
call mkl_cspblas_zbsrtrsv(uplo, transa, diag, m, lb, a, ia, ja, x, y)
```

C:

```
mkl_cspblas_sbsrtrsv(&uplo, &transa, &diag, &m, &lb, a, ia, ja, x, y);
mkl_cspblas_dbsrtrsv(&uplo, &transa, &diag, &m, &lb, a, ia, ja, x, y);
mkl_cspblas_cbsrtrsv(&uplo, &transa, &diag, &m, &lb, a, ia, ja, x, y);
mkl_cspblas_zbsrtrsv(&uplo, &transa, &diag, &m, &lb, a, ia, ja, x, y);
```

Description

This routine is declared in `mkl_spblas.fi` for FORTRAN 77 interface and in `mkl_spblas.h` for C interface.

The `mkl_cspblas_?bsrtrsv` routine solves a system of linear equations with matrix-vector operations for a sparse matrix stored in the BSR format (3-array variation) with zero-based indexing:

$y := A * x$

or

$y := A' * x,$

where:

x and y are vectors,

A is a sparse upper or lower triangular matrix with unit or non-unit main diagonal, A' is the transpose of A .



NOTE. This routine supports only zero-based indexing of the input arrays.

Input Parameters

Parameter descriptions are common for all implemented interfaces with the exception of data types that refer here to the FORTRAN 77 standard types. Data types specific to the different interfaces are described in the section “**Interfaces**” below.

<i>uplo</i>	<p>CHARACTER*1. Specifies the upper or low triangle of the matrix A is used.</p> <p>If <i>uplo</i> = 'U' or 'u', then the upper triangle of the matrix A is used.</p> <p>If <i>uplo</i> = 'L' or 'l', then the low triangle of the matrix A is used.</p>
<i>transa</i>	<p>CHARACTER*1. Specifies the operation.</p> <p>If <i>transa</i> = 'N' or 'n', then the matrix-vector product is computed as $y := A * x$</p> <p>If <i>transa</i> = 'T' or 't' or 'C' or 'c', then the matrix-vector product is computed as $y := A' * x$.</p>
<i>diag</i>	<p>CHARACTER*1. Specifies whether matrix A is unit triangular or not.</p> <p>If <i>diag</i> = 'U' or 'u', A is unit triangular.</p> <p>If <i>diag</i> = 'N' or 'n', A is not unit triangular.</p>
<i>m</i>	<p>INTEGER. Number of block rows of the matrix A.</p>

<i>lb</i>	INTEGER. Size of the block in the matrix <i>A</i> .
<i>a</i>	REAL for mkl_cspblas_sbsrtrmv. DOUBLE PRECISION for mkl_cspblas_dbsrtrmv. COMPLEX for mkl_cspblas_cbsrtrmv. DOUBLE COMPLEX for mkl_cspblas_zbsrtrmv. Array containing elements of non-zero blocks of the matrix <i>A</i> . Its length is equal to the number of non-zero blocks in the matrix <i>A</i> multiplied by <i>lb*lb</i> . Refer to <i>values</i> array description in BSR Format for more details.
<i>ia</i>	INTEGER. Array of length $(m + 1)$, containing indices of block in the array <i>a</i> , such that <i>ia</i> (<i>I</i>) is the index in the array <i>a</i> of the first non-zero element from the row <i>I</i> . The value of the last element <i>ia</i> (<i>m</i> + 1) is equal to the number of non-zero blocks. Refer to <i>rowIndex</i> array description in BSR Format for more details.
<i>ja</i>	INTEGER. Array containing the column indices for each non-zero block in the matrix <i>A</i> . Its length is equal to the number of non-zero blocks of the matrix <i>A</i> . Refer to <i>columns</i> array description in BSR Format for more details.
<i>x</i>	REAL for mkl_cspblas_sbsrtrmv. DOUBLE PRECISION for mkl_cspblas_dbsrtrmv. COMPLEX for mkl_cspblas_cbsrtrmv. DOUBLE COMPLEX for mkl_cspblas_zbsrtrmv. Array, DIMENSION $(m*lb)$. On entry, the array <i>x</i> must contain the vector <i>x</i> .

Output Parameters

<i>y</i>	REAL for mkl_cspblas_sbsrtrmv. DOUBLE PRECISION for mkl_cspblas_dbsrtrmv. COMPLEX for mkl_cspblas_cbsrtrmv. DOUBLE COMPLEX for mkl_cspblas_zbsrtrmv. Array, DIMENSION at least $(m*lb)$. On exit, the array <i>y</i> must contain the vector <i>y</i> .
----------	---

Interfaces

FORTRAN 77:

```
SUBROUTINE mkl_cspblas_sbsrtrsv(uplo, transa, diag, m, lb, a, ia, ja, x, y)
    CHARACTER*1 uplo, transa, diag
    INTEGER      m, lb
    INTEGER      ia(*), ja(*)
    REAL         a(*), x(*), y(*)

SUBROUTINE mkl_cspblas_dbsrtrsv(uplo, transa, diag, m, lb, a, ia, ja, x, y)
    CHARACTER*1 uplo, transa, diag
    INTEGER      m, lb
    INTEGER      ia(*), ja(*)
    DOUBLE PRECISION a(*), x(*), y(*)

SUBROUTINE mkl_cspblas_cbsrtrsv(uplo, transa, diag, m, lb, a, ia, ja, x, y)
    CHARACTER*1 uplo, transa, diag
    INTEGER      m, lb
    INTEGER      ia(*), ja(*)
    COMPLEX      a(*), x(*), y(*)

SUBROUTINE mkl_cspblas_zbsrtrsv(uplo, transa, diag, m, lb, a, ia, ja, x, y)
    CHARACTER*1 uplo, transa, diag
    INTEGER      m, lb
    INTEGER      ia(*), ja(*)
    DOUBLE COMPLEX a(*), x(*), y(*)
```

C:

```
void mkl_cspblas_sbsrtrsv(char *uplo, char *transa, char *diag, int *m,
int *lb, float *a, int *ia, int *ja, float *x, float *y);
void mkl_cspblas_dbsrtrsv(char *uplo, char *transa, char *diag, int *m,
int *lb, double *a, int *ia, int *ja, double *x, double *y);
void mkl_cspblas_cbsrtrsv(char *uplo, char *transa, char *diag, int *m,
int *lb, MKL_Complex8 *a, int *ia, int *ja, MKL_Complex8 *x, MKL_Complex8 *y);
void mkl_cspblas_zbsrtrsv(char *uplo, char *transa, char *diag, int *m,
int *lb, MKL_Complex16 *a, int *ia, int *ja, MKL_Complex16 *x, MKL_Complex16 *y);
```

mkl_cspblas_?cootrsv

Triangular solvers with simplified interface for a sparse matrix in the coordinate format with zero-based indexing .

Syntax

Fortran:

```
call mkl_cspblas_scootrsv(uplo, transa, diag, m, val, rowind, colind, nnz,
x, y)
call mkl_cspblas_dcootrsv(uplo, transa, diag, m, val, rowind, colind, nnz,
x, y)
call mkl_cspblas_ccootrsv(uplo, transa, diag, m, val, rowind, colind, nnz,
x, y)
call mkl_cspblas_zcootrsv(uplo, transa, diag, m, val, rowind, colind, nnz,
x, y)
```

C:

```
mkl_cspblas_scootrsv(&uplo, &transa, &diag, &m, val, rowind, colind, &nnz,
x, y);
mkl_cspblas_dcootrsv(&uplo, &transa, &diag, &m, val, rowind, colind, &nnz,
x, y);
```

```

mkl_cspblas_ccootrsv(&uplo, &transa, &diag, &m, val, rowind, colind, &nnz,
x, y);

mkl_cspblas_zcootrsv(&uplo, &transa, &diag, &m, val, rowind, colind, &nnz,
x, y);

```

Description

This routine is declared in `mkl_spblas.fi` for FORTRAN 77 interface and in `mkl_spblas.h` for C interface.

The `mkl_cspblas_?cootrsv` routine solves a system of linear equations with matrix-vector operations for a sparse matrix stored in the coordinate format with zero-based indexing:

$$A*y = x$$

or

$$A'*y = x,$$

where:

x and y are vectors,

A is a sparse upper or lower triangular matrix with unit or non-unit main diagonal, A' is the transpose of A .



NOTE. This routine supports only zero-based indexing of the input arrays.

Input Parameters

Parameter descriptions are common for all implemented interfaces with the exception of data types that refer here to the FORTRAN 77 standard types. Data types specific to the different interfaces are described in the section “**Interfaces**” below.

<i>uplo</i>	<p>CHARACTER*1. Specifies whether the upper or low triangle of the matrix A is considered.</p> <p>If <i>uplo</i> = 'U' or 'u', then the upper triangle of the matrix A is used.</p> <p>If <i>uplo</i> = 'L' or 'l', then the low triangle of the matrix A is used.</p>
<i>transa</i>	<p>CHARACTER*1. Specifies the system of linear equations.</p> <p>If <i>transa</i> = 'N' or 'n', then $A*y = x$</p> <p>If <i>transa</i> = 'T' or 't' or 'C' or 'c', then $A'*y = x$,</p>

<i>diag</i>	<p>CHARACTER*1. Specifies whether <i>A</i> is unit triangular. If <i>diag</i> = 'U' or 'u', then <i>A</i> is unit triangular. If <i>diag</i> = 'N' or 'n', then <i>A</i> is not unit triangular.</p>
<i>m</i>	INTEGER. Number of rows of the matrix <i>A</i> .
<i>val</i>	<p>REAL for mkl_cspblas_scootrsv. DOUBLE PRECISION for mkl_cspblas_dcootrsv. COMPLEX for mkl_cspblas_ccootrsv. DOUBLE COMPLEX for mkl_cspblas_zcootrsv. Array of length <i>nnz</i>, contains non-zero elements of the matrix <i>A</i> in the arbitrary order. Refer to <i>values</i> array description in Coordinate Format for more details.</p>
<i>rowind</i>	<p>INTEGER. Array of length <i>nnz</i>, contains the row indices for each non-zero element of the matrix <i>A</i>. Refer to <i>rows</i> array description in Coordinate Format for more details.</p>
<i>colind</i>	<p>INTEGER. Array of length <i>nnz</i>, contains the column indices for each non-zero element of the matrix <i>A</i>. Refer to <i>columns</i> array description in Coordinate Format for more details.</p>
<i>nnz</i>	<p>INTEGER. Specifies the number of non-zero element of the matrix <i>A</i>. Refer to <i>nnz</i> description in Coordinate Format for more details.</p>
<i>x</i>	<p>REAL for mkl_cspblas_scootrsv. DOUBLE PRECISION for mkl_cspblas_dcootrsv. COMPLEX for mkl_cspblas_ccootrsv. DOUBLE COMPLEX for mkl_cspblas_zcootrsv. Array, DIMENSION is <i>m</i>. On entry, the array <i>x</i> must contain the vector <i>x</i>.</p>

Output Parameters

<i>y</i>	<p>REAL for mkl_cspblas_scootrsv. DOUBLE PRECISION for mkl_cspblas_dcootrsv. COMPLEX for mkl_cspblas_ccootrsv. DOUBLE COMPLEX for mkl_cspblas_zcootrsv. Array, DIMENSION at least <i>m</i>.</p>
----------	---

Contains the vector y .

Interfaces

FORTRAN 77:

```

SUBROUTINE mkl_cspblas_scootrsv(uplo, transa, diag, m, val, rowind, colind, nnz, x, y)
  CHARACTER*1  uplo, transa, diag
  INTEGER      m, nnz
  INTEGER      rowind(*), colind(*)
  REAL         val(*), x(*), y(*)
SUBROUTINE mkl_cspblas_dcootrsv(uplo, transa, diag, m, val, rowind, colind, nnz, x, y)
  CHARACTER*1  uplo, transa, diag
  INTEGER      m, nnz
  INTEGER      rowind(*), colind(*)
  DOUBLE PRECISION  val(*), x(*), y(*)
SUBROUTINE mkl_cspblas_ccootrsv(uplo, transa, diag, m, val, rowind, colind, nnz, x, y)
  CHARACTER*1  uplo, transa, diag
  INTEGER      m, nnz
  INTEGER      rowind(*), colind(*)
  COMPLEX      val(*), x(*), y(*)
SUBROUTINE mkl_cspblas_zcootrsv(uplo, transa, diag, m, val, rowind, colind, nnz, x, y)
  CHARACTER*1  uplo, transa, diag
  INTEGER      m, nnz
  INTEGER      rowind(*), colind(*)
  DOUBLE COMPLEX  val(*), x(*), y(*)

```

C:

```
void mkl_cspblas_scootrsv(char *uplo, char *transa, char *diag, int *m,
float *val, int *rowind, int *colind, int *nnz, float *x, float *y);
void mkl_cspblas_dcootrsv(char *uplo, char *transa, char *diag, int *m,
double *val, int *rowind, int *colind, int *nnz, double *x, double *y);
void mkl_cspblas_ccootrsv(char *uplo, char *transa, char *diag, int *m,
MKL_Complex8 *val, int *rowind, int *colind, int *nnz, MKL_Complex8 *x, MKL_Complex8 *y);
void mkl_cspblas_zcootrsv(char *uplo, char *transa, char *diag, int *m,
MKL_Complex16 *val, int *rowind, int *colind, int *nnz, MKL_Complex16 *x, MKL_Complex16
*y);
```

mkl_?csrsv

Computes matrix - vector product of a sparse matrix stored in the CSR format.

Syntax

Fortran:

```
call mkl_scsrsv(transa, m, k, alpha, matdescra, val, indx, pntbr, pntre, x,
beta, y)
call mkl_dcsrsv(transa, m, k, alpha, matdescra, val, indx, pntbr, pntre, x,
beta, y)
call mkl_ccsrsv(transa, m, k, alpha, matdescra, val, indx, pntbr, pntre, x,
beta, y)
call mkl_zcsrsv(transa, m, k, alpha, matdescra, val, indx, pntbr, pntre, x,
beta, y)
```

C:

```
mkl_scsrsv(&transa, &m, &k, &alpha, matdescra, val, indx, pntbr, pntre, x,
&beta, y);
mkl_dcsrsv(&transa, &m, &k, &alpha, matdescra, val, indx, pntbr, pntre, x,
&beta, y);
```

```

mkl_ccsrmv(&transa, &m, &k, &alpha, matdescra, val, indx, pntreb, pntre, x,
&beta, y);

mkl_zcsrmv(&transa, &m, &k, &alpha, matdescra, val, indx, pntreb, pntre, x,
&beta, y);

```

Description

This routine is declared in `mkl_spblas.fi` for FORTRAN 77 interface and in `mkl_spblas.h` for C interface.

The `mkl_?csrmv` routine performs a matrix-vector operation defined as

$$y := \alpha A x + \beta y$$

or

$$y := \alpha A' x + \beta y,$$

where:

α and β are scalars,

x and y are vectors,

A is an m -by- k sparse matrix in the CSR format, A' is the transpose of A .



NOTE. This routine supports a CSR format both with one-based indexing and zero-based indexing.

Input Parameters

Parameter descriptions are common for all implemented interfaces with the exception of data types that refer here to the FORTRAN 77 standard types. Data types specific to the different interfaces are described in the section “**Interfaces**” below.

<i>transa</i>	CHARACTER*1. Specifies the operation. If <i>transa</i> = 'N' or 'n', then $y := \alpha A x + \beta y$ If <i>transa</i> = 'T' or 't' or 'C' or 'c', then $y := \alpha A' x + \beta y$,
<i>m</i>	INTEGER. Number of rows of the matrix A .
<i>k</i>	INTEGER. Number of columns of the matrix A .
<i>alpha</i>	REAL for <code>mkl_scsrmv</code> . DOUBLE PRECISION for <code>mkl_dcsrmv</code> .

	<p>COMPLEX for <code>mkl_ccsrmv</code>. DOUBLE COMPLEX for <code>mkl_zcsrmv</code>. Specifies the scalar <i>alpha</i>.</p>
<i>matdescra</i>	<p>CHARACTER. Array of six elements, specifies properties of the matrix used for operation. Only first four array elements are used, their possible values are given in Table 2-6 . Possible combinations of element values of this parameter are given in Table 2-7 .</p>
<i>val</i>	<p>REAL for <code>mkl_scsrmv</code>. DOUBLE PRECISION for <code>mkl_dcsrmv</code>. COMPLEX for <code>mkl_ccsrmv</code>. DOUBLE COMPLEX for <code>mkl_zcsrmv</code>. Array containing non-zero elements of the matrix <i>A</i>. For one-based indexing its length is $pntre(m) - pntrb(1)$. For zero-based indexing its length is $pntre(m-1) - pntrb(0)$. Refer to <i>values</i> array description in CSR Format for more details.</p>
<i>indx</i>	<p>INTEGER. Array containing the column indices for each non-zero element of the matrix <i>A</i>. Its length is equal to length of the <i>val</i> array. Refer to <i>columns</i> array description in CSR Format for more details.</p>
<i>pntrb</i>	<p>INTEGER. Array of length <i>m</i>. For one-based indexing this array contains row indices, such that $pntrb(i) - pntrb(1) + 1$ is the first index of row <i>i</i> in the arrays <i>val</i> and <i>indx</i>. For zero-based indexing this array contains row indices, such that $pntrb(i) - pntrb(0)$ is the first index of row <i>i</i> in the arrays <i>val</i> and <i>indx</i>. Refer to <i>pointerb</i> array description in CSR Format for more details.</p>
<i>pntre</i>	<p>INTEGER. Array of length <i>m</i>. For one-based indexing this array contains row indices, such that $pntre(i) - pntrb(1)$ is the last index of row <i>i</i> in the arrays <i>val</i> and <i>indx</i>.</p>

For zero-based indexing this array contains row indices, such that $\text{pntrb}(i) - \text{pntrb}(0) - 1$ is the last index of row i in the arrays val and indx . Refer to *pointerE* array description in [CSR Format](#) for more details.

x	<p>REAL for <code>mkl_scsr_mv</code>. DOUBLE PRECISION for <code>mkl_dcsr_mv</code>. COMPLEX for <code>mkl_ccsr_mv</code>. DOUBLE COMPLEX for <code>mkl_zcsr_mv</code>. Array, DIMENSION at least k if $\text{transa} = 'N'$ or $'n'$ and at least m otherwise. On entry, the array x must contain the vector x.</p>
β	<p>REAL for <code>mkl_scsr_mv</code>. DOUBLE PRECISION for <code>mkl_dcsr_mv</code>. COMPLEX for <code>mkl_ccsr_mv</code>. DOUBLE COMPLEX for <code>mkl_zcsr_mv</code>. Specifies the scalar β.</p>
y	<p>REAL for <code>mkl_scsr_mv</code>. DOUBLE PRECISION for <code>mkl_dcsr_mv</code>. COMPLEX for <code>mkl_ccsr_mv</code>. DOUBLE COMPLEX for <code>mkl_zcsr_mv</code>. Array, DIMENSION at least m if $\text{transa} = 'N'$ or $'n'$ and at least k otherwise. On entry, the array y must contain the vector y.</p>

Output Parameters

y	Overwritten by the updated vector y .
-----	---

Interfaces

FORTRAN 77:

```

SUBROUTINE mkl_scsrmv(transa, m, k, alpha, matdescra, val, indx,
    pntrb, pntre, x, beta, y)
    CHARACTER*1    transa
    CHARACTER       matdescra(*)
    INTEGER         m, k
    INTEGER         indx(*), pntrb(m), pntre(m)
    REAL            alpha, beta
    REAL            val(*), x(*), y(*)
SUBROUTINE mkl_dcsrmv(transa, m, k, alpha, matdescra, val, indx,
    pntrb, pntre, x, beta, y)
    CHARACTER*1    transa
    CHARACTER       matdescra(*)
    INTEGER         m, k
    INTEGER         indx(*), pntrb(m), pntre(m)
    DOUBLE PRECISION    alpha, beta
    DOUBLE PRECISION    val(*), x(*), y(*)
SUBROUTINE mkl_ccsrmv(transa, m, k, alpha, matdescra, val, indx,
    pntrb, pntre, x, beta, y)
    CHARACTER*1    transa
    CHARACTER       matdescra(*)
    INTEGER         m, k
    INTEGER         indx(*), pntrb(m), pntre(m)
    COMPLEX         alpha, beta
    COMPLEX         val(*), x(*), y(*)
SUBROUTINE mkl_zcsrmv(transa, m, k, alpha, matdescra, val, indx,

```

```

pntrb, pntre, x, beta, y)

CHARACTER*1  transa

CHARACTER    matdescra(*)

INTEGER      m, k

INTEGER      indx(*), pntrb(m), pntre(m)

REAL*8       alpha, beta

REAL*8       val(*), x(*), y(*)

```

C:

```

void mkl_scsrmv(char *transa, int *m, int *k, float *alpha, char *matdescra,
float *val, int *indx, int *pntrb, int *pntre, float *x, float *beta, float *y);

void mkl_dcsrmv(char *transa, int *m, int *k, double *alpha, char *matdescra,
double *val, int *indx, int *pntrb, int *pntre, double *x, double *beta, double *y);

void mkl_ccsrmv(char *transa, int *m, int *k, MKL_Complex8 *alpha, char *matdescra,
MKL_Complex8 *val, int *indx, int *pntrb, int *pntre, MKL_Complex8 *x, MKL_Complex8 *beta,
double *y);

void mkl_zcsrmv(char *transa, int *m, int *k, MKL_Complex16 *alpha, char *matdescra,
MKL_Complex16 *val, int *indx, int *pntrb, int *pntre, MKL_Complex16 *x, MKL_Complex16
*beta, MKL_Complex16 *y);

```

mkl_?bsrmv

Computes matrix - vector product of a sparse matrix stored in the BSR format.

Syntax**Fortran:**

```

call mkl_sbsrmv(transa, m, k, lb, alpha, matdescra, val, indx, pntrb, pntre,
x, beta, y)

call mkl_dbsrmv(transa, m, k, lb, alpha, matdescra, val, indx, pntrb, pntre,
x, beta, y)

```

```
call mkl_cbsrmv(transa, m, k, lb, alpha, matdescra, val, indx, pntrb, pntre,
x, beta, y)
```

```
call mkl_zbsrmv(transa, m, k, lb, alpha, matdescra, val, indx, pntrb, pntre,
x, beta, y)
```

C:

```
mkl_sbsrmv(&transa, &m, &k, &lb, &alpha, matdescra, val, indx, pntrb, pntre,
x, &beta, y);
```

```
mkl_dbsrmv(&transa, &m, &k, &lb, &alpha, matdescra, val, indx, pntrb, pntre,
x, &beta, y);
```

```
mkl_cbsrmv(&transa, &m, &k, &lb, &alpha, matdescra, val, indx, pntrb, pntre,
x, &beta, y);
```

```
mkl_zbsrmv(&transa, &m, &k, &lb, &alpha, matdescra, val, indx, pntrb, pntre,
x, &beta, y);
```

Description

This routine is declared in `mkl_spblas.fi` for FORTRAN 77 interface and in `mkl_spblas.h` for C interface.

The `mkl_?bsrmv` routine performs a matrix-vector operation defined as

$$y := \alpha A x + \beta y$$

or

$$y := \alpha A' x + \beta y,$$

where:

α and β are scalars,

x and y are vectors,

A is an m -by- k block sparse matrix in the BSR format, A' is the transpose of A .



NOTE. This routine supports a BSR format both with one-based indexing and zero-based indexing.

Input Parameters

Parameter descriptions are common for all implemented interfaces with the exception of data types that refer here to the FORTRAN 77 standard types. Data types specific to the different interfaces are described in the section **"Interfaces"** below.

<i>transa</i>	<p>CHARACTER*1. Specifies the operation.</p> <p>If <i>transa</i> = 'N' or 'n', then the matrix-vector product is computed as $y := \alpha * A * x + \beta * y$</p> <p>If <i>transa</i> = 'T' or 't' or 'C' or 'c', then the matrix-vector product is computed as $y := \alpha * A' * x + \beta * y$,</p>
<i>m</i>	INTEGER. Number of block rows of the matrix <i>A</i> .
<i>k</i>	INTEGER. Number of block columns of the matrix <i>A</i> .
<i>lb</i>	INTEGER. Size of the block in the matrix <i>A</i> .
<i>alpha</i>	<p>REAL for mkl_sbsrmv.</p> <p>DOUBLE PRECISION for mkl_dbsrmv.</p> <p>COMPLEX for mkl_cbsrmv.</p> <p>DOUBLE COMPLEX for mkl_zbsrmv.</p> <p>Specifies the scalar <i>alpha</i>.</p>
<i>matdescra</i>	<p>CHARACTER. Array of six elements, specifies properties of the matrix used for operation. Only first four array elements are used, their possible values are given in Table 2-6 .</p> <p>Possible combinations of element values of this parameter are given in Table 2-7 .</p>
<i>val</i>	<p>REAL for mkl_sbsrmv.</p> <p>DOUBLE PRECISION for mkl_dbsrmv.</p> <p>COMPLEX for mkl_cbsrmv.</p> <p>DOUBLE COMPLEX for mkl_zbsrmv.</p> <p>Array containing elements of non-zero blocks of the matrix <i>A</i>. Its length is equal to the number of non-zero blocks in the matrix <i>A</i> multiplied by <i>lb*lb</i>.</p> <p>Refer to <i>values</i> array description in BSR Format for more details.</p>
<i>indx</i>	<p>INTEGER. Array containing the column indices for each non-zero block in the matrix <i>A</i>. Its length is equal to the number of non-zero blocks in the matrix <i>A</i>.</p>

Refer to *columns* array description in [BSR Format](#) for more details.

pntrb

INTEGER. Array of length *m*.

For one-based indexing: this array contains row indices, such that $pntrb(i) - pntrb(1) + 1$ is the first index of block row *i* in the array *indx*.

For zero-based indexing: this array contains row indices, such that $pntrb(i) - pntrb(0)$ is the first index of block row *i* in the array *indx*.

Refer to *pointerB* array description in [BSR Format](#) for more details.

pntre

INTEGER. Array of length *m*.

For one-based indexing this array contains row indices, such that $pntre(i) - pntrb(1)$ is the last index of block row *i* in the array *indx*.

For zero-based indexing this array contains row indices, such that $pntre(i) - pntrb(0) - 1$ is the last index of block row *i* in the array *indx*.

Refer to *pointerE* array description in [BSR Format](#) for more details.

x

REAL for mkl_sbsrmv.

DOUBLE PRECISION for mkl_dbsrmv.

COMPLEX for mkl_cbsrmv.

DOUBLE COMPLEX for mkl_zbsrmv.

Array, DIMENSION at least $(k*lb)$ if *transa* = 'N' or 'n', and at least $(m*lb)$ otherwise. On entry, the array *x* must contain the vector *x*.

beta

REAL for mkl_sbsrmv.

DOUBLE PRECISION for mkl_dbsrmv.

COMPLEX for mkl_cbsrmv.

DOUBLE COMPLEX for mkl_zbsrmv.

Specifies the scalar *beta*.

y

REAL for mkl_sbsrmv.

DOUBLE PRECISION for mkl_dbsrmv.

COMPLEX for mkl_cbsrmv.

DOUBLE COMPLEX for mkl_zbsrmv.

Array, DIMENSION at least $(m*lb)$ if $transa = 'N'$ or $'n'$, and at least $(k*lb)$ otherwise. On entry, the array y must contain the vector y .

Output Parameters

y

Overwritten by the updated vector y .

Interfaces

FORTRAN 77:

```

SUBROUTINE mkl_sbsrmv(transa, m, k, lb, alpha, matdescra, val, indx,
    pntrb, pntre, x, beta, y)
    CHARACTER*1    transa
    CHARACTER       matdescra(*)
    INTEGER         m, k, lb
    INTEGER         indx(*), pntrb(m), pntre(m)
    REAL            alpha, beta
    REAL            val(*), x(*), y(*)
SUBROUTINE mkl_dbsrmv(transa, m, k, lb, alpha, matdescra, val, indx,
    pntrb, pntre, x, beta, y)
    CHARACTER*1    transa
    CHARACTER       matdescra(*)
    INTEGER         m, k, lb
    INTEGER         indx(*), pntrb(m), pntre(m)
    DOUBLE PRECISION    alpha, beta
    DOUBLE PRECISION    val(*), x(*), y(*)
SUBROUTINE mkl_cbsrmv(transa, m, k, lb, alpha, matdescra, val, indx,
    pntrb, pntre, x, beta, y)
    CHARACTER*1    transa
    CHARACTER       matdescra(*)
    INTEGER         m, k, lb
    INTEGER         indx(*), pntrb(m), pntre(m)
    COMPLEX         alpha, beta
    COMPLEX         val(*), x(*), y(*)
SUBROUTINE mkl_zbsrmv(transa, m, k, lb, alpha, matdescra, val, indx,

```

```

pntrb, pntre, x, beta, y)
CHARACTER*1   transa
CHARACTER     matdescra(*)
INTEGER       m, k, lb
INTEGER       indx(*), pntrb(m), pntre(m)
DOUBLE COMPLEX      alpha, beta
DOUBLE COMPLEX      val(*), x(*), y(*)

```

C:

```

void mkl_sbsrmv(char *transa, int *m, int *k, int *lb,

float *alpha, char *matdescra, float *val, int *indx,

int *pntrb, int *pntre, float *x, float *beta, float *y);
void mkl_dbssrmv(char *transa, int *m, int *k, int *lb,

double *alpha, char *matdescra, double *val, int *indx,

int *pntrb, int *pntre, double *x, double *beta, double *y);
void mkl_cbssrmv(char *transa, int *m, int *k, int *lb,

MKL_Complex8 *alpha, char *matdescra, MKL_Complex8 *val, int *indx,

int *pntrb, int *pntre, MKL_Complex8 *x, MKL_Complex8 *beta, MKL_Complex8 *y);
void mkl_zbsrmv(char *transa, int *m, int *k, int *lb,

MKL_Complex16 *alpha, char *matdescra, MKL_Complex16 *val, int *indx,

int *pntrb, int *pntre, MKL_Complex16 *x, MKL_Complex16 *beta, MKL_Complex16 *y);

```

mkl_?cscmv

Computes matrix-vector product for a sparse matrix in the CSC format.

Syntax

Fortran:

```
call mkl_scscmv(transa, m, k, alpha, matdescra, val, indx, pntreb, pntre, x,
beta, y)

call mkl_dcscmv(transa, m, k, alpha, matdescra, val, indx, pntreb, pntre, x,
beta, y)

call mkl_ccscmv(transa, m, k, alpha, matdescra, val, indx, pntreb, pntre, x,
beta, y)

call mkl_zcscmv(transa, m, k, alpha, matdescra, val, indx, pntreb, pntre, x,
beta, y)
```

C:

```
mkl_scscmv(&transa, &m, &k, &alpha, matdescra, val, indx, pntreb, pntre, x,
&beta, y);

mkl_dcscmv(&transa, &m, &k, &alpha, matdescra, val, indx, pntreb, pntre, x,
&beta, y);

mkl_ccscmv(&transa, &m, &k, &alpha, matdescra, val, indx, pntreb, pntre, x,
&beta, y);

mkl_zcscmv(&transa, &m, &k, &alpha, matdescra, val, indx, pntreb, pntre, x,
&beta, y);
```

Description

This routine is declared in `mkl_spblas.fi` for FORTRAN 77 interface and in `mkl_spblas.h` for C interface.

The `mkl_?cscmv` routine performs a matrix-vector operation defined as

$y := \alpha A x + \beta y$

or

$y := \alpha A' x + \beta y,$

where:

alpha and *beta* are scalars,

x and *y* are vectors,

A is an *m*-by-*k* sparse matrix in compressed sparse column (CSC) format, *A'* is the transpose of *A*.



NOTE. This routine supports CSC format both with one-based indexing and zero-based indexing.

Input Parameters

Parameter descriptions are common for all implemented interfaces with the exception of data types that refer here to the FORTRAN 77 standard types. Data types specific to the different interfaces are described in the section “**Interfaces**” below.

<i>transa</i>	<p>CHARACTER*1. Specifies the operation.</p> <p>If <i>transa</i> = 'N' or 'n', then $y := \alpha * A * x + \beta * y$</p> <p>If <i>transa</i> = 'T' or 't' or 'C' or 'c', then $y := \alpha * A' * x + \beta * y$,</p>
<i>m</i>	INTEGER. Number of rows of the matrix <i>A</i> .
<i>k</i>	INTEGER. Number of columns of the matrix <i>A</i> .
<i>alpha</i>	<p>REAL for mkl_scscmv.</p> <p>DOUBLE PRECISION for mkl_dcscmv.</p> <p>COMPLEX for mkl_ccscmv.</p> <p>DOUBLE COMPLEX for mkl_zcscmv.</p> <p>Specifies the scalar <i>alpha</i>.</p>
<i>matdescra</i>	<p>CHARACTER. Array of six elements, specifies properties of the matrix used for operation. Only first four array elements are used, their possible values are given in Table 2-6 . Possible combinations of element values of this parameter are given in Table 2-7 .</p>
<i>val</i>	<p>REAL for mkl_scscmv.</p> <p>DOUBLE PRECISION for mkl_dcscmv.</p> <p>COMPLEX for mkl_ccscmv.</p> <p>DOUBLE COMPLEX for mkl_zcscmv.</p> <p>Array containing non-zero elements of the matrix <i>A</i>.</p>

	<p>For one-based indexing its length is $\text{pntre}(k) - \text{pntrb}(1)$. For zero-based indexing its length is $\text{pntre}(m-1) - \text{pntrb}(0)$. Refer to <i>values</i> array description in CSC Format for more details.</p>
<i>indx</i>	<p>INTEGER. Array containing the row indices for each non-zero element of the matrix <i>A</i>. Its length is equal to length of the <i>val</i> array. Refer to <i>rows</i> array description in CSC Format for more details.</p>
<i>pntrb</i>	<p>INTEGER. Array of length <i>k</i>. For one-based indexing this array contains column indices, such that $\text{pntrb}(i) - \text{pntrb}(1) + 1$ is the first index of column <i>i</i> in the arrays <i>val</i> and <i>indx</i>. For zero-based indexing this array contains column indices, such that $\text{pntrb}(i) - \text{pntrb}(0)$ is the first index of column <i>i</i> in the arrays <i>val</i> and <i>indx</i>. Refer to <i>pointerb</i> array description in CSC Format for more details.</p>
<i>pntre</i>	<p>INTEGER. Array of length <i>k</i>. For one-based indexing this array contains column indices, such that $\text{pntre}(i) - \text{pntrb}(1)$ is the last index of column <i>i</i> in the arrays <i>val</i> and <i>indx</i>. For zero-based indexing this array contains column indices, such that $\text{pntre}(i) - \text{pntrb}(1) - 1$ is the last index of column <i>i</i> in the arrays <i>val</i> and <i>indx</i>. Refer to <i>pointerE</i> array description in CSC Format for more details.</p>
<i>x</i>	<p>REAL for mkl_scscmv. DOUBLE PRECISION for mkl_dcscmv. COMPLEX for mkl_ccscmv. DOUBLE COMPLEX for mkl_zcscmv. Array, DIMENSION at least <i>k</i> if <i>transa</i> = 'N' or 'n' and at least <i>m</i> otherwise. On entry, the array <i>x</i> must contain the vector <i>x</i>.</p>
<i>beta</i>	<p>REAL for mkl_scscmv. DOUBLE PRECISION for mkl_dcscmv.</p>

y COMPLEX for mkl_ccscmv.
 DOUBLE COMPLEX for mkl_zcscmv.
 Specifies the scalar β .

 y REAL for mkl_scscmv.
 DOUBLE PRECISION for mkl_dcscmv.
 COMPLEX for mkl_ccscmv.
 DOUBLE COMPLEX for mkl_zcscmv.
 Array, DIMENSION at least m if $transa = 'N'$ or $'n'$ and
 at least k otherwise. On entry, the array y must contain the
 vector y .

Output Parameters

y Overwritten by the updated vector y .

Interfaces

FORTRAN 77:

```

SUBROUTINE mkl_scscmv(transa, m, k, alpha, matdescra, val, indx,
    pntrb, pntre, x, beta, y)
    CHARACTER*1    transa
    CHARACTER      matdescra(*)
    INTEGER        m, k, ldb, ldc
    INTEGER        indx(*), pntrb(m), pntre(m)
    REAL           alpha, beta
    REAL           val(*), x(*), y(*)
SUBROUTINE mkl_dcscmv(transa, m, k, alpha, matdescra, val, indx,
    pntrb, pntre, x, beta, y)
    CHARACTER*1    transa
    CHARACTER      matdescra(*)
    INTEGER        m, k, ldb, ldc
    INTEGER        indx(*), pntrb(m), pntre(m)
    DOUBLE PRECISION    alpha, beta
    DOUBLE PRECISION    val(*), x(*), y(*)
SUBROUTINE mkl_ccscmv(transa, m, k, alpha, matdescra, val, indx,
    pntrb, pntre, x, beta, y)
    CHARACTER*1    transa
    CHARACTER      matdescra(*)
    INTEGER        m, k, ldb, ldc
    INTEGER        indx(*), pntrb(m), pntre(m)
    COMPLEX        alpha, beta
    COMPLEX        val(*), x(*), y(*)
SUBROUTINE mkl_zcscmv(transa, m, k, alpha, matdescra, val, indx,

```

```

pntrb, pntre, x, beta, y)

CHARACTER*1   transa

CHARACTER      matdescra(*)

INTEGER        m, k, ldb, ldc

INTEGER        indx(*), pntrb(m), pntre(m)

DOUBLE COMPLEX      alpha, beta

DOUBLE COMPLEX      val(*), x(*), y(*)

```

C:

```

void mkl_sscmv(char *transa, int *m, int *k, float *alpha,
char *matdescra, float *val, int *indx, int *pntrb,
int *pntre, float *x, float *beta, float *y);
void mkl_dcscmv(char *transa, int *m, int *k, double *alpha,
char *matdescra, double *val, int *indx, int *pntrb,
int *pntre, double *x, double *beta, double *y);
void mkl_ccscmv(char *transa, int *m, int *k, MKL_Complex8 *alpha,
char *matdescra, MKL_Complex8 *val, int *indx, int *pntrb,
int *pntre, MKL_Complex8 *x, MKL_Complex8 *beta, MKL_Complex8 *y);
void mkl_zcscmv(char *transa, int *m, int *k, MKL_Complex16 *alpha,
char *matdescra, MKL_Complex16 *val, int *indx, int *pntrb,
int *pntre, MKL_Complex16 *x, MKL_Complex16 *beta, MKL_Complex16 *y);

```

mkl_?coomv

Computes matrix - vector product for a sparse matrix in the coordinate format.

Syntax**Fortran:**

```

call mkl_scoomv(transa, m, k, alpha, matdescra, val, rowind, colind, nnz, x,
beta, y)

```

```
call mkl_dcoomv(transa, m, k, alpha, matdescra, val, rowind, colind, nnz, x,  
beta, y)  
  
call mkl_ccoomv(transa, m, k, alpha, matdescra, val, rowind, colind, nnz, x,  
beta, y)  
  
call mkl_zcoomv(transa, m, k, alpha, matdescra, val, rowind, colind, nnz, x,  
beta, y)
```

C:

```
mkl_scoomv(&transa, &m, &k, &alpha, matdescra, val, rowind, colind, &nnz, x,  
&beta, y);  
  
mkl_dcoomv(&transa, &m, &k, &alpha, matdescra, val, rowind, colind, &nnz, x,  
&beta, y);  
  
mkl_ccoomv(&transa, &m, &k, &alpha, matdescra, val, rowind, colind, &nnz, x,  
&beta, y);  
  
mkl_zcoomv(&transa, &m, &k, &alpha, matdescra, val, rowind, colind, &nnz, x,  
&beta, y);
```

Description

This routine is declared in `mkl_spblas.fi` for FORTRAN 77 interface and in `mkl_spblas.h` for C interface.

The `mkl_?coomv` routine performs a matrix-vector operation defined as

$$y := \alpha A x + \beta y$$

or

$$y := \alpha A' x + \beta y,$$

where:

α and β are scalars,

x and y are vectors,

A is an m -by- k sparse matrix in compressed coordinate format, A' is the transpose of A .



NOTE. This routine supports a coordinate format both with one-based indexing and zero-based indexing.

Input Parameters

Parameter descriptions are common for all implemented interfaces with the exception of data types that refer here to the FORTRAN 77 standard types. Data types specific to the different interfaces are described in the section “**Interfaces**” below.

<i>transa</i>	<p>CHARACTER*1. Specifies the operation.</p> <p>If <i>transa</i> = 'N' or 'n', then $y := \alpha * A * x + \beta * y$</p> <p>If <i>transa</i> = 'T' or 't' or 'C' or 'c', then $y := \alpha * A' * x + \beta * y$,</p>
<i>m</i>	INTEGER. Number of rows of the matrix <i>A</i> .
<i>k</i>	INTEGER. Number of columns of the matrix <i>A</i> .
<i>alpha</i>	<p>REAL for mkl_scoomv.</p> <p>DOUBLE PRECISION for mkl_dcoomv.</p> <p>COMPLEX for mkl_ccoomv.</p> <p>DOUBLE COMPLEX for mkl_zcoomv.</p> <p>Specifies the scalar <i>alpha</i>.</p>
<i>matdescra</i>	<p>CHARACTER. Array of six elements, specifies properties of the matrix used for operation. Only first four array elements are used, their possible values are given in Table 2-6 .</p> <p>Possible combinations of element values of this parameter are given in Table 2-7 .</p>
<i>val</i>	<p>REAL for mkl_scoomv.</p> <p>DOUBLE PRECISION for mkl_dcoomv.</p> <p>COMPLEX for mkl_ccoomv.</p> <p>DOUBLE COMPLEX for mkl_zcoomv.</p> <p>Array of length <i>nnz</i>, contains non-zero elements of the matrix <i>A</i> in the arbitrary order.</p> <p>Refer to <i>values</i> array description in Coordinate Format for more details.</p>
<i>rowind</i>	<p>INTEGER. Array of length <i>nnz</i>, contains the row indices for each non-zero element of the matrix <i>A</i>.</p> <p>Refer to <i>rows</i> array description in Coordinate Format for more details.</p>
<i>colind</i>	<p>INTEGER. Array of length <i>nnz</i>, contains the column indices for each non-zero element of the matrix <i>A</i>. Refer to <i>columns</i> array description in Coordinate Format for more details.</p>

<i>nnz</i>	<p>INTEGER. Specifies the number of non-zero element of the matrix <i>A</i>.</p> <p>Refer to <i>nnz</i> description in Coordinate Format for more details.</p>
<i>x</i>	<p>REAL for mkl_scoomv. DOUBLE PRECISION for mkl_dcoomv. COMPLEX for mkl_ccoomv. DOUBLE COMPLEX for mkl_zcoomv.</p> <p>Array, DIMENSION at least <i>k</i> if <i>transa</i> = 'N' or 'n' and at least <i>m</i> otherwise. On entry, the array <i>x</i> must contain the vector <i>x</i>.</p>
<i>beta</i>	<p>REAL for mkl_scoomv. DOUBLE PRECISION for mkl_dcoomv. COMPLEX for mkl_ccoomv. DOUBLE COMPLEX for mkl_zcoomv.</p> <p>Specifies the scalar <i>beta</i>.</p>
<i>y</i>	<p>REAL for mkl_scoomv. DOUBLE PRECISION for mkl_dcoomv. COMPLEX for mkl_ccoomv. DOUBLE COMPLEX for mkl_zcoomv.</p> <p>Array, DIMENSION at least <i>m</i> if <i>transa</i> = 'N' or 'n' and at least <i>k</i> otherwise. On entry, the array <i>y</i> must contain the vector <i>y</i>.</p>

Output Parameters

<i>y</i>	Overwritten by the updated vector <i>y</i> .
----------	--

Interfaces

FORTRAN 77:

```
SUBROUTINE mkl_scoomv(transa, m, k, alpha, matdescra, val, rowind, colind, nnz, x, beta,  
y)
```

```
    CHARACTER*1    transa  
    CHARACTER      matdescra(*)  
    INTEGER        m, k, nnz  
    INTEGER        rowind(*), colind(*)  
    REAL           alpha, beta  
    REAL           val(*), x(*), y(*)
```

```
SUBROUTINE mkl_dcoomv(transa, m, k, alpha, matdescra, val, rowind, colind, nnz, x, beta,  
y)
```

```
    CHARACTER*1    transa  
    CHARACTER      matdescra(*)  
    INTEGER        m, k, nnz  
    INTEGER        rowind(*), colind(*)  
    DOUBLE PRECISION    alpha, beta  
    DOUBLE PRECISION    val(*), x(*), y(*)
```

```
SUBROUTINE mkl_ccoomv(transa, m, k, alpha, matdescra, val, rowind, colind, nnz, x, beta,  
y)
```

```
    CHARACTER*1    transa  
    CHARACTER      matdescra(*)  
    INTEGER        m, k, nnz  
    INTEGER        rowind(*), colind(*)  
    COMPLEX        alpha, beta  
    COMPLEX        val(*), x(*), y(*)
```

```
SUBROUTINE mkl_zcoomv(transa, m, k, alpha, matdescra, val, rowind, colind, nnz, x, beta,  
y)
```

```
    CHARACTER*1    transa
```

```

CHARACTER      matdescra(*)
INTEGER        m, k, nnz
INTEGER        rowind(*), colind(*)
DOUBLE COMPLEX      alpha, beta
DOUBLE COMPLEX      val(*), x(*), y(*)

```

C:

```

void mkl_scoomv(char *transa, int *m, int *k, float *alpha, char *matdescra,
float *val, int *rowind, int *colind, int *nnz, float *x, float *beta, float *y);
void mkl_dcoomv(char *transa, int *m, int *k, double *alpha, char *matdescra,
double *val, int *rowind, int *colind, int *nnz, double *x, double *beta, double *y);
void mkl_ccoomv(char *transa, int *m, int *k, MKL_Complex8 *alpha, char *matdescra,
MKL_Complex8 *val, int *rowind, int *colind, int *nnz, MKL_Complex8 *x, MKL_Complex8 *beta,
MKL_Complex8 *y);
void mkl_zcoomv(char *transa, int *m, int *k, MKL_Complex16 *alpha, char *matdescra,
MKL_Complex16 *val, int *rowind, int *colind, int *nnz, MKL_Complex16 *x, MKL_Complex16
*beta, MKL_Complex16 *y);

```

mkl_?csrsv

Solves a system of linear equations for a sparse matrix in the CSR format.

Syntax

Fortran:

```

call mkl_scsrsv(transa, m, alpha, matdescra, val, indx, pntbr, pntre, x, y)
call mkl_dcsrsv(transa, m, alpha, matdescra, val, indx, pntbr, pntre, x, y)
call mkl_ccsrsv(transa, m, alpha, matdescra, val, indx, pntbr, pntre, x, y)
call mkl_zcsrsv(transa, m, alpha, matdescra, val, indx, pntbr, pntre, x, y)

```

C:

```

mkl_scsrsv(&transa, &m, &alpha, matdescra, val, indx, pntbr, pntre, x, y);

```



```

mkl_dcsrsv(&transa, &m, &alpha, matdescra, val, indx, pntrb, pntre, x, y);
mkl_ccsrsv(&transa, &m, &alpha, matdescra, val, indx, pntrb, pntre, x, y);
mkl_zcsrsv(&transa, &m, &alpha, matdescra, val, indx, pntrb, pntre, x, y);

```

Description

This routine is declared in `mkl_spblas.fi` for FORTRAN 77 interface and in `mkl_spblas.h` for C interface.

The `mkl_?csrsv` routine solves a system of linear equations with matrix-vector operations for a sparse matrix in the CSR format:

$$y := \alpha \text{inv}(A) * x$$

or

$$y := \alpha \text{inv}(A') * x,$$

where:

α is scalar, x and y are vectors, A is a sparse upper or lower triangular matrix with unit or non-unit main diagonal, A' is the transpose of A .




NOTE. This routine supports a CSR format both with one-based indexing and zero-based indexing.

Input Parameters

Parameter descriptions are common for all implemented interfaces with the exception of data types that refer here to the FORTRAN 77 standard types. Data types specific to the different interfaces are described in the section “**Interfaces**” below.

<i>transa</i>	CHARACTER*1. Specifies the system of linear equations. If <i>transa</i> = 'N' or 'n', then $y := \alpha \text{inv}(A) * x$ If <i>transa</i> = 'T' or 't' or 'C' or 'c', then $y := \alpha \text{inv}(A') * x$,
<i>m</i>	INTEGER. Number of columns of the matrix A .
<i>alpha</i>	REAL for <code>mkl_scsrsv</code> . DOUBLE PRECISION for <code>mkl_dcsrsv</code> . COMPLEX for <code>mkl_ccsrsv</code> . DOUBLE COMPLEX for <code>mkl_zcsrsv</code> . Specifies the scalar α .

<i>matdescra</i>	<p>CHARACTER. Array of six elements, specifies properties of the matrix used for operation. Only first four array elements are used, their possible values are given in Table 2-6 . Possible combinations of element values of this parameter are given in Table 2-7 .</p>
<i>val</i>	<p>REAL for mkl_scsrsv. DOUBLE PRECISION for mkl_dcsrsv. COMPLEX for mkl_ccsrsv. DOUBLE COMPLEX for mkl_zcsrsv. Array containing non-zero elements of the matrix <i>A</i>. For one-based indexing its length is <i>pntre</i>(<i>m</i>) - <i>pntrb</i>(1). For zero-based indexing its length is <i>pntre</i>(<i>m</i>-1) - <i>pntrb</i>(0). Refer to <i>values</i> array description in CSR Format for more details.</p>
<i>indx</i>	<p>INTEGER. Array containing the column indices for each non-zero element of the matrix <i>A</i>. Its length is equal to length of the <i>val</i> array. Refer to <i>columns</i> array description in CSR Format for more details.</p>
<div>  <div> <p>NOTE. Column indices must be sorted in increasing order for each row.</p> </div> </div>	
<i>pntrb</i>	<p>INTEGER. Array of length <i>m</i>. For one-based indexing this array contains row indices, such that <i>pntrb</i>(<i>i</i>) - <i>pntrb</i>(1)+1 is the first index of row <i>i</i> in the arrays <i>val</i> and <i>indx</i>. For zero-based indexing this array contains row indices, such that <i>pntrb</i>(<i>i</i>) - <i>pntrb</i>(0) is the first index of row <i>i</i> in the arrays <i>val</i> and <i>indx</i>. Refer to <i>pointerb</i> array description in CSR Format for more details.</p>
<i>pntre</i>	<p>INTEGER. Array of length <i>m</i>. For one-based indexing this array contains row indices, such that <i>pntre</i>(<i>i</i>) - <i>pntrb</i>(1) is the last index of row <i>i</i> in the arrays <i>val</i> and <i>indx</i>.</p>

For zero-based indexing this array contains row indices, such that $\text{pntrb}(i) - \text{pntrb}(0) - 1$ is the last index of row i in the arrays val and indx . Refer to *pointerE* array description in [CSR Format](#) for more details.

x	<p>REAL for mkl_scsrsv. DOUBLE PRECISION for mkl_dcsrsv. COMPLEX for mkl_ccsrsv. DOUBLE COMPLEX for mkl_zcsrsv. Array, DIMENSION at least m. On entry, the array x must contain the vector x. The elements are accessed with unit increment.</p>
y	<p>REAL for mkl_scsrsv. DOUBLE PRECISION for mkl_dcsrsv. COMPLEX for mkl_ccsrsv. DOUBLE COMPLEX for mkl_zcsrsv. Array, DIMENSION at least m. On entry, the array y must contain the vector y. The elements are accessed with unit increment.</p>

Output Parameters

y	Contains solution vector x .
-----	--------------------------------

Interfaces

FORTRAN 77:

```
SUBROUTINE mkl_scsrsv(transa, m, alpha, matdescra, val, indx, pntreb, pntre, x, y)
```

```
  CHARACTER*1  transa
  CHARACTER     matdescra(*)
  INTEGER       m
  INTEGER       indx(*), pntreb(m), pntre(m)
  REAL          alpha
  REAL          val(*)
  REAL          x(*), y(*)
```

```
SUBROUTINE mkl_dcsrsv(transa, m, alpha, matdescra, val, indx, pntreb, pntre, x, y)
```

```
  CHARACTER*1  transa
  CHARACTER     matdescra(*)
  INTEGER       m
  INTEGER       indx(*), pntreb(m), pntre(m)
  DOUBLE PRECISION  alpha
  DOUBLE PRECISION  val(*)
  DOUBLE PRECISION  x(*), y(*)
```

```
SUBROUTINE mkl_ccsrsv(transa, m, alpha, matdescra, val, indx, pntreb, pntre, x, y)
```

```
  CHARACTER*1  transa
  CHARACTER     matdescra(*)
  INTEGER       m
  INTEGER       indx(*), pntreb(m), pntre(m)
  COMPLEX       alpha
  COMPLEX       val(*)
  COMPLEX       x(*), y(*)
```

```
SUBROUTINE mkl_zcsrsv(transa, m, alpha, matdescra, val, indx, pntreb, pntre, x, y)
```

```

CHARACTER*1  transa
CHARACTER    matdescra(*)
INTEGER      m
INTEGER      indx(*), pntrb(m), pntre(m)
DOUBLE COMPLEX    alpha
DOUBLE COMPLEX    val(*)
DOUBLE COMPLEX    x(*), y(*)

```

C:

```

void mkl_scsrsv(char *transa, int *m, float *alpha, char *matdescra,
float *val, int *indx, int *pntrb, int *pntre, float *x, float *y);
void mkl_dcsrsv(char *transa, int *m, double *alpha, char *matdescra,
double *val, int *indx, int *pntrb, int *pntre, double *x, double *y);
void mkl_ccsrsv(char *transa, int *m, MKL_Complex8 *alpha, char *matdescra,
MKL_Complex8 *val, int *indx, int *pntrb, int *pntre, MKL_Complex8 *x, MKL_Complex8 *y);
void mkl_zcsrsv(char *transa, int *m, MKL_Complex16 *alpha, char *matdescra,
MKL_Complex16 *val, int *indx, int *pntrb, int *pntre, MKL_Complex16 *x, MKL_Complex16 *y);

```

mkl_?bsrsv

Solves a system of linear equations for a sparse matrix in the BSR format.

Syntax**Fortran:**

```

call mkl_sbsrsv(transa, m, lb, alpha, matdescra, val, indx, pntrb, pntre, x,
y)
call mkl_dbsrsv(transa, m, lb, alpha, matdescra, val, indx, pntrb, pntre, x,
y)
call mkl_cbsrsv(transa, m, lb, alpha, matdescra, val, indx, pntrb, pntre, x,
y)

```

```
call mkl_zbsrsv(transa, m, lb, alpha, matdescra, val, indx, pntrb, pntre, x,
y)
```

C:

```
mkl_sbsrsv(&transa, &m, &lb, &alpha, matdescra, val, indx, pntrb, pntre, x,
y);
mkl_dbsrsv(&transa, &m, &lb, &alpha, matdescra, val, indx, pntrb, pntre, x,
y);
mkl_cbsrsv(&transa, &m, &lb, &alpha, matdescra, val, indx, pntrb, pntre, x,
y);
mkl_zbsrsv(&transa, &m, &lb, &alpha, matdescra, val, indx, pntrb, pntre, x,
y);
```

Description

This routine is declared in `mkl_spblas.fi` for FORTRAN 77 interface and in `mkl_spblas.h` for C interface.

The `mkl_?bsrsv` routine solves a system of linear equations with matrix-vector operations for a sparse matrix in the BSR format:

$$y := \alpha \cdot \text{inv}(A) \cdot x$$

or

$$y := \alpha \cdot \text{inv}(A') \cdot x,$$

where:

α is scalar, x and y are vectors, A is a sparse upper or lower triangular matrix with unit or non-unit main diagonal, A' is the transpose of A .



NOTE. This routine supports a BSR format both with one-based indexing and zero-based indexing.

Input Parameters

Parameter descriptions are common for all implemented interfaces with the exception of data types that refer here to the FORTRAN 77 standard types. Data types specific to the different interfaces are described in the section “**Interfaces**” below.

transa CHARACTER*1. Specifies the operation.

	<p>If <i>transa</i> = 'N' or 'n', then $y := \alpha * \text{inv}(A) * x$</p> <p>If <i>transa</i> = 'T' or 't' or 'C' or 'c', then $y := \alpha * \text{inv}(A') * x$,</p>
<i>m</i>	INTEGER. Number of block columns of the matrix <i>A</i> .
<i>lb</i>	INTEGER. Size of the block in the matrix <i>A</i> .
<i>alpha</i>	<p>REAL for mkl_sbsrsv.</p> <p>DOUBLE PRECISION for mkl_dbsrsv.</p> <p>COMPLEX for mkl_cbsrsv.</p> <p>DOUBLE COMPLEX for mkl_zbsrsv.</p> <p>Specifies the scalar <i>alpha</i>.</p>
<i>matdescra</i>	<p>CHARACTER. Array of six elements, specifies properties of the matrix used for operation. Only first four array elements are used, their possible values are given in Table 2-6 .</p> <p>Possible combinations of element values of this parameter are given in Table 2-7 .</p>
<i>val</i>	<p>REAL for mkl_sbsrsv.</p> <p>DOUBLE PRECISION for mkl_dbsrsv.</p> <p>COMPLEX for mkl_cbsrsv.</p> <p>DOUBLE COMPLEX for mkl_zbsrsv.</p> <p>Array containing elements of non-zero blocks of the matrix <i>A</i>. Its length is equal to the number of non-zero blocks in the matrix <i>A</i> multiplied by <i>lb*lb</i>.</p> <p>Refer to the <i>values</i> array description in BSR Format for more details.</p>
<i>indx</i>	<p>INTEGER. Array containing the column indices for each non-zero block in the matrix <i>A</i>. Its length is equal to the number of non-zero blocks in the matrix <i>A</i>.</p> <p>Refer to the <i>columns</i> array description in BSR Format for more details.</p>
<i>pntrb</i>	<p>INTEGER. Array of length <i>m</i>.</p> <p>For one-based indexing: this array contains row indices, such that <i>pntrb</i>(<i>i</i>) - <i>pntrb</i>(1)+1 is the first index of block row <i>i</i> in the array <i>indx</i>.</p> <p>For zero-based indexing: this array contains row indices, such that <i>pntrb</i>(<i>i</i>) - <i>pntrb</i>(0) is the first index of block row <i>i</i> in the array <i>indx</i></p>

	<p>Refer to <i>pointerB</i> array description in BSR Format for more details.</p>
<i>pntrc</i>	<p>INTEGER. Array of length <i>m</i>.</p> <p>For one-based indexing this array contains row indices, such that $pntrc(i) - pntrb(1)$ is the last index of block row <i>i</i> in the array <i>indx</i>.</p> <p>For zero-based indexing this array contains row indices, such that $pntrc(i) - pntrb(0) - 1$ is the last index of block row <i>i</i> in the array <i>indx</i>.</p> <p>Refer to <i>pointerE</i> array description in BSR Format for more details.</p>
<i>x</i>	<p>REAL for mkl_sbsrsv. DOUBLE PRECISION for mkl_dbsrsv. COMPLEX for mkl_cbsrsv. DOUBLE COMPLEX for mkl_zbsrsv. Array, DIMENSION at least $(m*lb)$. On entry, the array <i>x</i> must contain the vector <i>x</i>. The elements are accessed with unit increment.</p>
<i>y</i>	<p>REAL for mkl_sbsrsv. DOUBLE PRECISION for mkl_dbsrsv. COMPLEX for mkl_cbsrsv. DOUBLE COMPLEX for mkl_zbsrsv. Array, DIMENSION at least $(m*lb)$. On entry, the array <i>y</i> must contain the vector <i>y</i>. The elements are accessed with unit increment.</p>

Output Parameters

<i>y</i>	Contains solution vector <i>x</i> .
----------	-------------------------------------

Interfaces

FORTRAN 77:

```
SUBROUTINE mkl_sbsrsv(transa, m, lb, alpha, matdescra, val, indx, pntrb, pntre, x, y)
    CHARACTER*1    transa
    CHARACTER       matdescra(*)
    INTEGER         m, lb
    INTEGER         indx(*), pntrb(m), pntre(m)
    REAL            alpha
    REAL            val(*)
    REAL            x(*), y(*)

SUBROUTINE mkl_dbsrsv(transa, m, lb, alpha, matdescra, val, indx, pntrb, pntre, x, y)
    CHARACTER*1    transa
    CHARACTER       matdescra(*)
    INTEGER         m, lb
    INTEGER         indx(*), pntrb(m), pntre(m)
    DOUBLE PRECISION    alpha
    DOUBLE PRECISION    val(*)
    DOUBLE PRECISION    x(*), y(*)

SUBROUTINE mkl_cbsrsv(transa, m, lb, alpha, matdescra, val, indx, pntrb, pntre, x, y)
    CHARACTER*1    transa
    CHARACTER       matdescra(*)
    INTEGER         m, lb
    INTEGER         indx(*), pntrb(m), pntre(m)
    COMPLEX         alpha
    COMPLEX         val(*)
    COMPLEX         x(*), y(*)

SUBROUTINE mkl_zbsrsv(transa, m, lb, alpha, matdescra, val, indx, pntrb, pntre, x, y)
```

```

CHARACTER*1    transa
CHARACTER      matdescra(*)
INTEGER        m, lb
INTEGER        indx(*), pntrb(m), pntre(m)
DOUBLE COMPLEX      alpha
DOUBLE COMPLEX      val(*)
DOUBLE COMPLEX      x(*), y(*)

```

C:

```

void mkl_sbsrsv(char *transa, int *m, int *lb, float *alpha, char *matdescra,
float *val, int *indx, int *pntrb, int *pntre, float *x, float *y);
void mkl_dbsrsv(char *transa, int *m, int *lb, double *alpha, char *matdescra,
double *val, int *indx, int *pntrb, int *pntre, double *x, double *y);
void mkl_cbsrsv(char *transa, int *m, int *lb, MKL_Complex8 *alpha, char *matdescra,
MKL_Complex8 *val, int *indx, int *pntrb, int *pntre, MKL_Complex8 *x, MKL_Complex8 *y);
void mkl_zbsrsv(char *transa, int *m, int *lb, MKL_Complex16 *alpha, char *matdescra,
MKL_Complex16 *val, int *indx, int *pntrb, int *pntre, MKL_Complex16 *x, MKL_Complex16 *y);

```

mkl_?cscsv

Solves a system of linear equations for a sparse matrix in the CSC format.

Syntax

Fortran:

```

call mkl_scscsv(transa, m, alpha, matdescra, val, indx, pntrb, pntre, x,
y)call mkl_dcscsv
call mkl_dcscsv(transa, m, alpha, matdescra, val, indx, pntrb, pntre, x,
y)call mkl_dcscsv
call mkl_ccscsv(transa, m, alpha, matdescra, val, indx, pntrb, pntre, x,
y)call mkl_dcscsv

```

```
call mkl_zcscsv(transa, m, alpha, matdescra, val, indx, pntrb, pntre, x,
y)call mkl_dcscsv
```

C:

```
mkl_scscsv(&transa, &m, &alpha, matdescra, val, indx, pntrb, pntre, x, y);
mkl_dcscsv(&transa, &m, &alpha, matdescra, val, indx, pntrb, pntre, x, y);
mkl_ccscsv(&transa, &m, &alpha, matdescra, val, indx, pntrb, pntre, x, y);
mkl_zcscsv(&transa, &m, &alpha, matdescra, val, indx, pntrb, pntre, x, y);
```

Description

This routine is declared in `mkl_spblas.fi` for FORTRAN 77 interface and in `mkl_spblas.h` for C interface.

The `mkl_?cscsv` routine solves a system of linear equations with matrix-vector operations for a sparse matrix in the CSC format:

```
y := alpha*inv(A)*x
```

or

```
y := alpha*inv(A')* x,
```

where:

alpha is scalar, *x* and *y* are vectors, *A* is a sparse upper or lower triangular matrix with unit or non-unit main diagonal, *A'* is the transpose of *A*.



NOTE. This routine supports a CSC format both with one-based indexing and zero-based indexing.

Input Parameters

Parameter descriptions are common for all implemented interfaces with the exception of data types that refer here to the FORTRAN 77 standard types. Data types specific to the different interfaces are described in the section “**Interfaces**” below.

<i>transa</i>	CHARACTER*1. Specifies the operation. If <i>transa</i> = 'N' or 'n', then $y := \alpha \cdot \text{inv}(A) \cdot x$ If <i>transa</i> = 'T' or 't' or 'C' or 'c', then $y := \alpha \cdot \text{inv}(A') \cdot x$,
<i>m</i>	INTEGER. Number of columns of the matrix <i>A</i> .

<i>alpha</i>	<p>REAL for mkl_scscsv. DOUBLE PRECISION for mkl_dcscsv. COMPLEX for mkl_ccscsv. DOUBLE COMPLEX for mkl_zcscsv. Specifies the scalar <i>alpha</i>.</p>
<i>matdescra</i>	<p>CHARACTER. Array of six elements, specifies properties of the matrix used for operation. Only first four array elements are used, their possible values are given in Table 2-6 . Possible combinations of element values of this parameter are given in Table 2-7 .</p>
<i>val</i>	<p>REAL for mkl_scscsv. DOUBLE PRECISION for mkl_dcscsv. COMPLEX for mkl_ccscsv. DOUBLE COMPLEX for mkl_zcscsv. Array containing non-zero elements of the matrix <i>A</i>. For one-based indexing its length is $pntre(m) - pntrb(1)$. For zero-based indexing its length is $pntre(m-1) - pntrb(0)$. Refer to <i>values</i> array description in CSC Format for more details.</p>
<i>indx</i>	<p>INTEGER. Array containing the row indices for each non-zero element of the matrix <i>A</i>. Its length is equal to length of the <i>val</i> array. Refer to <i>columns</i> array description in CSC Format for more details.</p>



NOTE. Row indices must be sorted in increasing order for each column.

<i>pntrb</i>	<p>INTEGER. Array of length <i>m</i>. For one-based indexing this array contains column indices, such that $pntrb(i) - pntrb(1) + 1$ is the first index of column <i>i</i> in the arrays <i>val</i> and <i>indx</i>. For zero-based indexing this array contains column indices, such that $pntrb(i) - pntrb(0)$ is the first index of column <i>i</i> in the arrays <i>val</i> and <i>indx</i>.</p>
--------------	--

	<p>Refer to <i>pointerb</i> array description in CSC Format for more details.</p>
<i>pntrc</i>	<p>INTEGER. Array of length <i>m</i>.</p> <p>For one-based indexing this array contains column indices, such that <i>pntrc</i>(<i>i</i>) - <i>pntrb</i>(1) is the last index of column <i>i</i> in the arrays <i>val</i> and <i>indx</i>.</p> <p>For zero-based indexing this array contains column indices, such that <i>pntrc</i>(<i>i</i>) - <i>pntrb</i>(1) - 1 is the last index of column <i>i</i> in the arrays <i>val</i> and <i>indx</i>.</p> <p>Refer to <i>pointerE</i> array description in CSC Format for more details.</p>
<i>x</i>	<p>REAL for mkl_scscsv. DOUBLE PRECISION for mkl_dcscsv. COMPLEX for mkl_ccscsv. DOUBLE COMPLEX for mkl_zcscsv.</p> <p>Array, DIMENSION at least <i>m</i>.</p> <p>On entry, the array <i>x</i> must contain the vector <i>x</i>. The elements are accessed with unit increment.</p>
<i>y</i>	<p>REAL for mkl_scscsv. DOUBLE PRECISION for mkl_dcscsv. COMPLEX for mkl_ccscsv. DOUBLE COMPLEX for mkl_zcscsv.</p> <p>Array, DIMENSION at least <i>m</i>.</p> <p>On entry, the array <i>y</i> must contain the vector <i>y</i>. The elements are accessed with unit increment.</p>

Output Parameters

<i>y</i>	Contains the solution vector <i>x</i> .
----------	---

Interfaces

FORTRAN 77:

```
SUBROUTINE mkl_scscsv(transa, m, alpha, matdescra, val, indx, pntreb, pntre, x, y)
```

```
  CHARACTER*1    transa
  CHARACTER      matdescra(*)
  INTEGER        m
  INTEGER        indx(*), pntreb(m), pntre(m)
  REAL           alpha
  REAL           val(*)
  REAL           x(*), y(*)
```

```
SUBROUTINE mkl_dcscsv(transa, m, alpha, matdescra, val, indx, pntreb, pntre, x, y)
```

```
  CHARACTER*1    transa
  CHARACTER      matdescra(*)
  INTEGER        m
  INTEGER        indx(*), pntreb(m), pntre(m)
  DOUBLE PRECISION    alpha
  DOUBLE PRECISION    val(*)
  DOUBLE PRECISION    x(*), y(*)
```

```
SUBROUTINE mkl_ccscsv(transa, m, alpha, matdescra, val, indx, pntreb, pntre, x, y)
```

```
  CHARACTER*1    transa
  CHARACTER      matdescra(*)
  INTEGER        m
  INTEGER        indx(*), pntreb(m), pntre(m)
  COMPLEX        alpha
  COMPLEX        val(*)
  COMPLEX        x(*), y(*)
```

```
SUBROUTINE mkl_zcscsv(transa, m, alpha, matdescra, val, indx, pntreb, pntre, x, y)
```

```

CHARACTER*1  transa
CHARACTER    matdescra(*)
INTEGER      m
INTEGER      indx(*), pntrb(m), pntre(m)
DOUBLE COMPLEX    alpha
DOUBLE COMPLEX    val(*)
DOUBLE COMPLEX    x(*), y(*)

```

C:

```

void mkl_sscsv(char *transa, int *m, float *alpha, char *matdescra,
float *val, int *indx, int *pntrb, int *pntre, float *x, float *y);
void mkl_dscsv(char *transa, int *m, double *alpha, char *matdescra,
double *val, int *indx, int *pntrb, int *pntre, double *x, double *y);
void mkl_ccsv(char *transa, int *m, MKL_Complex8 *alpha, char *matdescra,
MKL_Complex8 *val, int *indx, int *pntrb, int *pntre, MKL_Complex8 *x, MKL_Complex8 *y);
void mkl_zcscv(char *transa, int *m, MKL_Complex16 *alpha, char *matdescra,
MKL_Complex16 *val, int *indx, int *pntrb, int *pntre, MKL_Complex16 *x, MKL_Complex16 *y);

```

mkl_?coosv

Solves a system of linear equations for a sparse matrix in the coordinate format.

Syntax**Fortran:**

```

call mkl_scoosv(transa, m, k, alpha, matdescra, val, rowind, colind, nnz, x,
y)
call mkl_dcoosv(transa, m, k, alpha, matdescra, val, rowind, colind, nnz, x,
y)
call mkl_ccoosv(transa, m, k, alpha, matdescra, val, rowind, colind, nnz, x,
y)

```

```
call mkl_zcoosv(transa, m, k, alpha, matdescra, val, rowind, colind, nnz, x,
y)
```

C:

```
mkl_scoosv(&transa, &m, &k, &alpha, matdescra, val, rowind, colind, &nnz, x,
y);
```

```
mkl_dcoosv(&transa, &m, &k, &alpha, matdescra, val, rowind, colind, &nnz, x,
y);
```

```
mkl_ccoosv(&transa, &m, &k, &alpha, matdescra, val, rowind, colind, &nnz, x,
y);
```

```
mkl_zcoosv(&transa, &m, &k, &alpha, matdescra, val, rowind, colind, &nnz, x,
y);
```

Description

This routine is declared in `mkl_spblas.fi` for FORTRAN 77 interface and in `mkl_spblas.h` for C interface.

The `mkl_?coosv` routine solves a system of linear equations with matrix-vector operations for a sparse matrix in the coordinate format:

$$y := \alpha \cdot \text{inv}(A) \cdot x$$

or

$$y := \alpha \cdot \text{inv}(A') \cdot x,$$

where:

α is scalar, x and y are vectors, A is a sparse upper or lower triangular matrix with unit or non-unit main diagonal, A' is the transpose of A .



NOTE. This routine supports a coordinate format both with one-based indexing and zero-based indexing.

Input Parameters

Parameter descriptions are common for all implemented interfaces with the exception of data types that refer here to the FORTRAN 77 standard types. Data types specific to the different interfaces are described in the section “**Interfaces**” below.

transa CHARACTER*1. Specifies the system of linear equations.

	<p>If <i>transa</i> = 'N' or 'n', then $y := \alpha * \text{inv}(A) * x$</p> <p>If <i>transa</i> = 'T' or 't' or 'C' or 'c', then $y := \alpha * \text{inv}(A') * x$,</p>
<i>m</i>	INTEGER. Number of rows of the matrix <i>A</i> .
<i>alpha</i>	<p>REAL for mkl_scoosv.</p> <p>DOUBLE PRECISION for mkl_dcoosv.</p> <p>COMPLEX for mkl_ccoosv.</p> <p>DOUBLE COMPLEX for mkl_zcoosv.</p> <p>Specifies the scalar <i>alpha</i>.</p>
<i>matdescra</i>	<p>CHARACTER. Array of six elements, specifies properties of the matrix used for operation. Only first four array elements are used, their possible values are given in Table 2-6 .</p> <p>Possible combinations of element values of this parameter are given in Table 2-7 .</p>
<i>val</i>	<p>REAL for mkl_scoosv.</p> <p>DOUBLE PRECISION for mkl_dcoosv.</p> <p>COMPLEX for mkl_ccoosv.</p> <p>DOUBLE COMPLEX for mkl_zcoosv.</p> <p>Array of length <i>nnz</i>, contains non-zero elements of the matrix <i>A</i> in the arbitrary order.</p> <p>Refer to <i>values</i> array description in Coordinate Format for more details.</p>
<i>rowind</i>	<p>INTEGER. Array of length <i>nnz</i>, contains the row indices for each non-zero element of the matrix <i>A</i>.</p> <p>Refer to <i>rows</i> array description in Coordinate Format for more details.</p>
<i>colind</i>	<p>INTEGER. Array of length <i>nnz</i>, contains the column indices for each non-zero element of the matrix <i>A</i>. Refer to <i>columns</i> array description in Coordinate Format for more details.</p>
<i>nnz</i>	<p>INTEGER. Specifies the number of non-zero element of the matrix <i>A</i>.</p> <p>Refer to <i>nnz</i> description in Coordinate Format for more details.</p>
<i>x</i>	<p>REAL for mkl_scoosv.</p> <p>DOUBLE PRECISION for mkl_dcoosv.</p> <p>COMPLEX for mkl_ccoosv.</p>

y

DOUBLE COMPLEX for mkl_zcoosv.
 Array, DIMENSION at least m .
 On entry, the array x must contain the vector x . The elements are accessed with unit increment.

REAL for mkl_scoosv.
 DOUBLE PRECISION for mkl_dcoosv.
 COMPLEX for mkl_ccoosv.
 DOUBLE COMPLEX for mkl_zcoosv.
 Array, DIMENSION at least m .
 On entry, the array y must contain the vector y . The elements are accessed with unit increment.

Output Parameters

y Contains solution vector x .

Interfaces

FORTRAN 77:

```
SUBROUTINE mkl_scoosv(transa, m, alpha, matdescra, val, rowind, colind, nnz, x, y)
```

```
  CHARACTER*1  transa
  CHARACTER     matdescra(*)
  INTEGER       m, nnz
  INTEGER       rowind(*), colind(*)
  REAL          alpha
  REAL          val(*)
  REAL          x(*), y(*)
```

```
SUBROUTINE mkl_dcoosv(transa, m, alpha, matdescra, val, rowind, colind, nnz, x, y)
```

```
  CHARACTER*1  transa
  CHARACTER     matdescra(*)
  INTEGER       m, nnz
  INTEGER       rowind(*), colind(*)
  DOUBLE PRECISION  alpha
  DOUBLE PRECISION  val(*)
  DOUBLE PRECISION  x(*), y(*)
```

```
SUBROUTINE mkl_ccoosv(transa, m, alpha, matdescra, val, rowind, colind, nnz, x, y)
```

```
  CHARACTER*1  transa
  CHARACTER     matdescra(*)
  INTEGER       m, nnz
  INTEGER       rowind(*), colind(*)
  COMPLEX       alpha
  COMPLEX       val(*)
  COMPLEX       x(*), y(*)
```

```
SUBROUTINE mkl_zcoosv(transa, m, alpha, matdescra, val, rowind, colind, nnz, x, y)
```

```

CHARACTER*1   transa
CHARACTER     matdescra(*)
INTEGER       m, nnz
INTEGER       rowind(*), colind(*)
DOUBLE COMPLEX      alpha
DOUBLE COMPLEX      val(*)
DOUBLE COMPLEX      x(*), y(*)

```

C:

```

void mkl_scoosv(char *transa, int *m, float *alpha, char *matdescra,
float *val, int *rowind, int *colind, int *nnz,
float *x, float *y);

void mkl_dcoosv(char *transa, int *m, double *alpha, char *matdescra,
double *val, int *rowind, int *colind, int *nnz,
double *x, double *y);

void mkl_ccoosv(char *transa, int *m, MKL_Complex8 *alpha, char *matdescra,
MKL_Complex8 *val, int *rowind, int *colind, int *nnz,
MKL_Complex8 *x, MKL_Complex8 *y);

void mkl_zcoosv(char *transa, int *m, MKL_Complex16 *alpha, char *matdescra,
MKL_Complex16 *val, int *rowind, int *colind, int *nnz,
MKL_Complex16 *x, MKL_Complex16 *y);

```

mkl_?csrmm

Computes matrix - matrix product of a sparse matrix stored in the CSR format.

Syntax

Fortran:

```

call mkl_scsrmm(transa, m, n, k, alpha, matdescra, val, indx, pntrb, pntre,
b, ldb, beta, c, ldc)

call mkl_dcsrmm(transa, m, n, k, alpha, matdescra, val, indx, pntrb, pntre,
b, ldb, beta, c, ldc)

```

```
call mkl_ccsrmr(transa, m, n, k, alpha, matdescra, val, indx, pntre,
b, ldb, beta, c, ldc)

call mkl_zcsrmr(transa, m, n, k, alpha, matdescra, val, indx, pntre,
b, ldb, beta, c, ldc)
```

C:

```
mkl_scsrmr(&transa, &m, &n, &k, &alpha, matdescra, val, indx, pntre,
b, &ldb, &beta, c, &ldc);

mkl_dcsrmr(&transa, &m, &n, &k, &alpha, matdescra, val, indx, pntre,
b, &ldb, &beta, c, &ldc);

mkl_ccsrmr(&transa, &m, &n, &k, &alpha, matdescra, val, indx, pntre,
b, &ldb, &beta, c, &ldc);

mkl_zcsrmr(&transa, &m, &n, &k, &alpha, matdescra, val, indx, pntre,
b, &ldb, &beta, c, &ldc);
```

Description

This routine is declared in `mkl_spblas.fi` for FORTRAN 77 interface and in `mkl_spblas.h` for C interface.

The `mkl_?csrmr` routine performs a matrix-matrix operation defined as

$$C := \alpha A * B + \beta C$$

or

$$C := \alpha A' * B + \beta C,$$

where:

alpha and *beta* are scalars,

B and *C* are dense matrices, *A* is an *m*-by-*k* sparse matrix in compressed sparse row (CSR) format, *A'* is the transpose of *A*.



NOTE. This routine supports a CSR format both with one-based indexing and zero-based indexing.

Input Parameters

Parameter descriptions are common for all implemented interfaces with the exception of data types that refer here to the FORTRAN 77 standard types. Data types specific to the different interfaces are described in the section “**Interfaces**” below.

<i>transa</i>	<p>CHARACTER*1. Specifies the operation.</p> <p>If <i>transa</i> = 'N' or 'n', then $C := \alpha * A * B + \beta * C$</p> <p>If <i>transa</i> = 'T' or 't' or 'C' or 'c', then $C := \alpha * A' * B + \beta * C$,</p>
<i>m</i>	INTEGER. Number of rows of the matrix <i>A</i> .
<i>n</i>	INTEGER. Number of columns of the matrix <i>C</i> .
<i>k</i>	INTEGER. Number of columns of the matrix <i>A</i> .
<i>alpha</i>	<p>REAL for mkl_scsrmm.</p> <p>DOUBLE PRECISION for mkl_dcsrmm.</p> <p>COMPLEX for mkl_ccsrmm.</p> <p>DOUBLE COMPLEX for mkl_zcsrmm.</p> <p>Specifies the scalar <i>alpha</i>.</p>
<i>matdescra</i>	<p>CHARACTER. Array of six elements, specifies properties of the matrix used for operation. Only first four array elements are used, their possible values are given in Table 2-6 .</p> <p>Possible combinations of element values of this parameter are given in Table 2-7 .</p>
<i>val</i>	<p>REAL for mkl_scsrmm.</p> <p>DOUBLE PRECISION for mkl_dcsrmm.</p> <p>COMPLEX for mkl_ccsrmm.</p> <p>DOUBLE COMPLEX for mkl_zcsrmm.</p> <p>Array containing non-zero elements of the matrix <i>A</i>.</p> <p>For one-based indexing its length is <i>pntre</i>(<i>m</i>) - <i>pntrb</i>(1).</p> <p>For zero-based indexing its length is <i>pntre</i>(-1) - <i>pntrb</i>(0).</p> <p>Refer to <i>values</i> array description in CSR Format for more details.</p>
<i>indx</i>	<p>INTEGER. Array containing the column indices for each non-zero element of the matrix <i>A</i>. Its length is equal to length of the <i>val</i> array.</p> <p>Refer to <i>columns</i> array description in CSR Format for more details.</p>

<i>pntrb</i>	<p>INTEGER. Array of length m.</p> <p>For one-based indexing this array contains row indices, such that $pntrb(I) - pntrb(1) + 1$ is the first index of row I in the arrays <i>val</i> and <i>indx</i>.</p> <p>For zero-based indexing this array contains row indices, such that $pntrb(I) - pntrb(0)$ is the first index of row I in the arrays <i>val</i> and <i>indx</i>.</p> <p>Refer to <i>pointerb</i> array description in CSR Format for more details.</p>
<i>pntrr</i>	<p>INTEGER. Array of length m.</p> <p>For one-based indexing this array contains row indices, such that $pntrr(I) - pntrb(1)$ is the last index of row I in the arrays <i>val</i> and <i>indx</i>.</p> <p>For zero-based indexing this array contains row indices, such that $pntrr(I) - pntrb(0) - 1$ is the last index of row I in the arrays <i>val</i> and <i>indx</i>.</p> <p>Refer to <i>pointerE</i> array description in CSR Format for more details.</p>
<i>b</i>	<p>REAL for mkl_scsrmm. DOUBLE PRECISION for mkl_dcsrmm. COMPLEX for mkl_ccsrmm. DOUBLE COMPLEX for mkl_zcsrmm.</p> <p>Array, DIMENSION (<i>ldb</i>, <i>n</i>) for one-based indexing, and (<i>m</i>, <i>ldb</i>) for zero-based indexing.</p> <p>On entry with <i>transa</i>= 'N' or 'n', the leading k-by-n part of the array <i>b</i> must contain the matrix B, otherwise the leading m-by-n part of the array <i>b</i> must contain the matrix B.</p>
<i>ldb</i>	<p>INTEGER. Specifies the first dimension of <i>b</i> for one-based indexing, and the second dimension of <i>b</i> for zero-based indexing, as declared in the calling (sub)program.</p>
<i>beta</i>	<p>REAL for mkl_scsrmm. DOUBLE PRECISION for mkl_dcsrmm. COMPLEX for mkl_ccsrmm. DOUBLE COMPLEX for mkl_zcsrmm.</p> <p>Specifies the scalar <i>beta</i>.</p>
<i>c</i>	<p>REAL for mkl_scsrmm.</p>

DOUBLE PRECISION for mkl_dcsrmm.

COMPLEX for mkl_ccsrmm.

DOUBLE COMPLEX for mkl_zcsrmm.

Array, DIMENSION (ldc, n) for one-based indexing, and (m, ldc) for zero-based indexing.

On entry, the leading m -by- n part of the array c must contain the matrix C , otherwise the leading k -by- n part of the array c must contain the matrix C .

ldc

INTEGER. Specifies the first dimension of c for one-based indexing, and the second dimension of c for zero-based indexing, as declared in the calling (sub)program.

Output Parameters

c

Overwritten by the matrix $(\alpha * A * B + \beta * C)$ or $(\alpha * A' * B + \beta * C)$.

Interfaces

FORTRAN 77:

```

SUBROUTINE mkl_dcsrmm(transa, m, n, k, alpha, matdescra, val, indx,
  pntrb, pntre, b, ldb, beta, c, ldc)
  CHARACTER*1  transa
  CHARACTER    matdescra(*)
  INTEGER      m, n, k, ldb, ldc
  INTEGER      indx(*), pntrb(m), pntre(m)
  REAL         alpha, beta
  REAL         val(*), b(ldb,*), c(ldc,*)
SUBROUTINE mkl_dcsrmm(transa, m, n, k, alpha, matdescra, val, indx,
  pntrb, pntre, b, ldb, beta, c, ldc)
  CHARACTER*1  transa
  CHARACTER    matdescra(*)
  INTEGER      m, n, k, ldb, ldc
  INTEGER      indx(*), pntrb(m), pntre(m)
  DOUBLE PRECISION  alpha, beta
  DOUBLE PRECISION  val(*), b(ldb,*), c(ldc,*)
SUBROUTINE mkl_dcsrmm(transa, m, n, k, alpha, matdescra, val, indx,
  pntrb, pntre, b, ldb, beta, c, ldc)
  CHARACTER*1  transa
  CHARACTER    matdescra(*)
  INTEGER      m, n, k, ldb, ldc
  INTEGER      indx(*), pntrb(m), pntre(m)
  COMPLEX      alpha, beta
  COMPLEX      val(*), b(ldb,*), c(ldc,*)
SUBROUTINE mkl_dcsrmm(transa, m, n, k, alpha, matdescra, val, indx,

```

```

pntrb, pntre, b, ldb, beta, c, ldc)

CHARACTER*1   transa

CHARACTER      matdescra(*)

INTEGER       m, n, k, ldb, ldc

INTEGER       indx(*), pntrb(m), pntre(m)

DOUBLE COMPLEX      alpha, beta

DOUBLE COMPLEX      val(*), b(ldb,*), c(ldc,*)

```

C:

```

void mkl_scsrmm(char *transa, int *m, int *n, int *k, float *alpha,
char *matdescra, float *val, int *indx, int *pntrb, int *pntre,
float *b, int *ldb, float *beta, float *c, int *ldc,);

void mkl_dcsrmm(char *transa, int *m, int *n, int *k, double *alpha,
char *matdescra, double *val, int *indx, int *pntrb, int *pntre,
double *b, int *ldb, double *beta, double *c, int *ldc,);

void mkl_ccsrmm(char *transa, int *m, int *n, int *k, double *alpha,
char *matdescra, double *val, int *indx, int *pntrb, int *pntre,
double *b, int *ldb, double *beta, double *c, int *ldc,);

void mkl_zcsrmm(char *transa, int *m, int *n, int *k, double *alpha,
char *matdescra, double *val, int *indx, int *pntrb, int *pntre,
double *b, int *ldb, double *beta, double *c, int *ldc,);

```

mkl_?bsrmm

Computes matrix - matrix product of a sparse matrix stored in the BSR format.

Syntax

Fortran:

```

call mkl_sbsrmm(transa, m, n, k, lb, alpha, matdescra, val, indx, pntrb,
pntre, b, ldb, beta, c, ldc)

```

```
call mkl_dbsrmm(transa, m, n, k, lb, alpha, matdescra, val, indx, pntrb,
pntrc, b, ldb, beta, c, ldc)

call mkl_cbsrmm(transa, m, n, k, lb, alpha, matdescra, val, indx, pntrb,
pntrc, b, ldb, beta, c, ldc)

call mkl_zbsrmm(transa, m, n, k, lb, alpha, matdescra, val, indx, pntrb,
pntrc, b, ldb, beta, c, ldc)
```

C:

```
mkl_sbsrmm(&transa, &m, &n, &k, &lb, &alpha, matdescra, val, indx, pntrb,
pntrc, b, &ldb, &beta, c, &ldc);

mkl_dbsrmm(&transa, &m, &n, &k, &lb, &alpha, matdescra, val, indx, pntrb,
pntrc, b, &ldb, &beta, c, &ldc);

mkl_cbsrmm(&transa, &m, &n, &k, &lb, &alpha, matdescra, val, indx, pntrb,
pntrc, b, &ldb, &beta, c, &ldc);

mkl_zbsrmm(&transa, &m, &n, &k, &lb, &alpha, matdescra, val, indx, pntrb,
pntrc, b, &ldb, &beta, c, &ldc);
```

Description

This routine is declared in `mkl_spblas.fi` for FORTRAN 77 interface and in `mkl_spblas.h` for C interface.

The `mkl_?bsrmm` routine performs a matrix-matrix operation defined as

$$C := \alpha A * B + \beta A * C$$

or

$$C := \alpha A * A' * B + \beta A * C,$$

where:

alpha and *beta* are scalars,

B and *C* are dense matrices, *A* is an *m*-by-*k* sparse matrix in block sparse row (BSR) format, *A'* is the transpose of *A*.



NOTE. This routine supports a BSR format both with one-based indexing and zero-based indexing.

Input Parameters

Parameter descriptions are common for all implemented interfaces with the exception of data types that refer here to the FORTRAN 77 standard types. Data types specific to the different interfaces are described in the section “**Interfaces**” below.

<i>transa</i>	<p>CHARACTER*1. Specifies the operation.</p> <p>If <i>transa</i> = 'N' or 'n', then the matrix-matrix product is computed as $C := \alpha * A * B + \beta * C$</p> <p>If <i>transa</i> = 'T' or 't' or 'C' or 'c', then the matrix-vector product is computed as $C := \alpha * A' * B + \beta * C$,</p>
<i>m</i>	INTEGER. Number of block rows of the matrix <i>A</i> .
<i>n</i>	INTEGER. Number of columns of the matrix <i>C</i> .
<i>k</i>	INTEGER. Number of block columns of the matrix <i>A</i> .
<i>lb</i>	INTEGER. Size of the block in the matrix <i>A</i> .
<i>alpha</i>	<p>REAL for mkl_sbsrmm.</p> <p>DOUBLE PRECISION for mkl_dbsrmm.</p> <p>COMPLEX for mkl_cbsrmm.</p> <p>DOUBLE COMPLEX for mkl_zbsrmm.</p> <p>Specifies the scalar <i>alpha</i>.</p>
<i>matdescra</i>	<p>CHARACTER. Array of six elements, specifies properties of the matrix used for operation. Only first four array elements are used, their possible values are given in Table 2-6 .</p> <p>Possible combinations of element values of this parameter are given in Table 2-7 .</p>
<i>val</i>	<p>REAL for mkl_sbsrmm.</p> <p>DOUBLE PRECISION for mkl_dbsrmm.</p> <p>COMPLEX for mkl_cbsrmm.</p> <p>DOUBLE COMPLEX for mkl_zbsrmm.</p> <p>Array containing elements of non-zero blocks of the matrix <i>A</i>. Its length is equal to the number of non-zero blocks in the matrix <i>A</i> multiplied by <i>lb</i>*<i>lb</i>. Refer to the <i>values</i> array description in BSR Format for more details.</p>
<i>indx</i>	<p>INTEGER. Array containing the column indices for each non-zero block in the matrix <i>A</i>. Its length is equal to the number of non-zero blocks in the matrix <i>A</i>. Refer to the <i>columns</i> array description in BSR Format for more details.</p>

<i>pntrb</i>	<p>INTEGER. Array of length m.</p> <p>For one-based indexing: this array contains row indices, such that $pntrb(I) - pntrb(1) + 1$ is the first index of block row I in the array <i>indx</i>.</p> <p>For zero-based indexing: this array contains row indices, such that $pntrb(I) - pntrb(0)$ is the first index of block row I in the array <i>indx</i>.</p> <p>Refer to <i>pointerB</i> array description in BSR Format for more details.</p>
<i>pntrb</i>	<p>INTEGER. Array of length m.</p> <p>For one-based indexing this array contains row indices, such that $pntrb(I) - pntrb(1)$ is the last index of block row I in the array <i>indx</i>.</p> <p>For zero-based indexing this array contains row indices, such that $pntrb(I) - pntrb(0) - 1$ is the last index of block row I in the array <i>indx</i>.</p> <p>Refer to <i>pointerE</i> array description in BSR Format for more details.</p>
<i>b</i>	<p>REAL for mkl_sbsrmm.</p> <p>DOUBLE PRECISION for mkl_dbsrmm.</p> <p>COMPLEX for mkl_cbsrmm.</p> <p>DOUBLE COMPLEX for mkl_zbsrmm.</p> <p>Array, DIMENSION (ldb, n) for one-based indexing, DIMENSION (m, ldb) for zero-based indexing.</p> <p>On entry with <i>transa</i>= 'N' or 'n', the leading n-by-k block part of the array <i>b</i> must contain the matrix <i>B</i>, otherwise the leading m-by-n block part of the array <i>b</i> must contain the matrix <i>B</i>.</p>
<i>ldb</i>	<p>INTEGER. Specifies the first dimension (in blocks) of <i>b</i> as declared in the calling (sub)program.</p>
<i>beta</i>	<p>REAL for mkl_sbsrmm.</p> <p>DOUBLE PRECISION for mkl_dbsrmm.</p> <p>COMPLEX for mkl_cbsrmm.</p> <p>DOUBLE COMPLEX for mkl_zbsrmm.</p> <p>Specifies the scalar <i>beta</i>.</p>
<i>c</i>	<p>REAL for mkl_sbsrmm.</p> <p>DOUBLE PRECISION for mkl_dbsrmm.</p>

COMPLEX for mkl_cbsrmm.

DOUBLE COMPLEX for mkl_zbsrmm.

Array, DIMENSION (*ldc*, *n*) for one-based indexing,

DIMENSION (*k*, *ldc*) for zero-based indexing.

On entry, the leading *m*-by-*n* block part of the array *c* must contain the matrix *C*, otherwise the leading *n*-by-*k* block part of the array *c* must contain the matrix *C*.

ldc

INTEGER. Specifies the first dimension (in blocks) of *c* as declared in the calling (sub)program.

Output Parameters

c

Overwritten by the matrix (*alpha***A***B* + *beta***C*) or (*alpha***A*'**B* + *beta***C*).

Interfaces

FORTRAN 77:

```

SUBROUTINE mkl_sbsrmm(transa, m, n, k, lb, alpha, matdescra, val,
  indx, pntrb, pntre, b, ldb, beta, c, ldc)
  CHARACTER*1  transa
  CHARACTER    matdescra(*)
  INTEGER      m, n, k, ld, ldb, ldc
  INTEGER      indx(*), pntrb(m), pntre(m)
  REAL         alpha, beta
  REAL         val(*), b(ldb,*), c(ldc,*)
SUBROUTINE mkl_dbsrmm(transa, m, n, k, lb, alpha, matdescra, val,
  indx, pntrb, pntre, b, ldb, beta, c, ldc)
  CHARACTER*1  transa
  CHARACTER    matdescra(*)
  INTEGER      m, n, k, ld, ldb, ldc
  INTEGER      indx(*), pntrb(m), pntre(m)
  DOUBLE PRECISION  alpha, beta
  DOUBLE PRECISION  val(*), b(ldb,*), c(ldc,*)
SUBROUTINE mkl_cbsrmm(transa, m, n, k, lb, alpha, matdescra, val,
  indx, pntrb, pntre, b, ldb, beta, c, ldc)
  CHARACTER*1  transa
  CHARACTER    matdescra(*)
  INTEGER      m, n, k, ld, ldb, ldc
  INTEGER      indx(*), pntrb(m), pntre(m)
  COMPLEX      alpha, beta
  COMPLEX      val(*), b(ldb,*), c(ldc,*)
SUBROUTINE mkl_zbsrmm(transa, m, n, k, lb, alpha, matdescra, val,

```

```

indx, pntreb, pntre, b, ldb, beta, c, ldc)

CHARACTER*1   transa

CHARACTER      matdescra(*)

INTEGER        m, n, k, ld, ldb, ldc

INTEGER        indx(*), pntreb(m), pntre(m)

DOUBLE COMPLEX      alpha, beta

DOUBLE COMPLEX      val(*), b(ldb,*), c(ldc,*)

```

C:

```

void mkl_sbsrmm(char *transa, int *m, int *n, int *k, int *lb,
float *alpha, char *matdescra, float *val, int *indx, int *pntreb,
int *pntre, float *b, int *ldb, float *beta, float *c, int *ldc,);

void mkl_dbsrmm(char *transa, int *m, int *n, int *k, int *lb,
double *alpha, char *matdescra, double *val, int *indx, int *pntreb,
int *pntre, double *b, int *ldb, double *beta, double *c, int *ldc,);

void mkl_cbsrmm(char *transa, int *m, int *n, int *k, int *lb,
MKL_Complex8 *alpha, char *matdescra, MKL_Complex8 *val, int *indx, int *pntreb,
int *pntre, MKL_Complex8 *b, int *ldb, MKL_Complex8 *beta, MKL_Complex8 *c, int *ldc,);

void mkl_zbsrmm(char *transa, int *m, int *n, int *k, int *lb,
MKL_Complex16 *alpha, char *matdescra, MKL_Complex16 *val, int *indx, int *pntreb,
int *pntre, MKL_Complex16 *b, int *ldb, MKL_Complex16 *beta, MKL_Complex16 *c, int *ldc,);

```

mkl_?cscmm

Computes matrix-matrix product of a sparse matrix stored in the CSC format.

Syntax

Fortran:

```

call mkl_scscmm(transa, m, n, k, alpha, matdescra, val, indx, pntreb, pntre,
b, ldb, beta, c, ldc)

```



```
call mkl_dcscmm(transa, m, n, k, alpha, matdescra, val, indx, pntbrb, pntre,
b, ldb, beta, c, ldc)

call mkl_ccscmm(transa, m, n, k, alpha, matdescra, val, indx, pntbrb, pntre,
b, ldb, beta, c, ldc)

call mkl_zcscmm(transa, m, n, k, alpha, matdescra, val, indx, pntbrb, pntre,
b, ldb, beta, c, ldc)
```

C:

```
mkl_scscmm(&transa, &m, &n, &k, &alpha, matdescra, val, indx, pntbrb, pntre,
b, &ldb, &beta, c, &ldc);

mkl_dcscmm(&transa, &m, &n, &k, &alpha, matdescra, val, indx, pntbrb, pntre,
b, &ldb, &beta, c, &ldc);

mkl_ccscmm(&transa, &m, &n, &k, &alpha, matdescra, val, indx, pntbrb, pntre,
b, &ldb, &beta, c, &ldc);

mkl_zcscmm(&transa, &m, &n, &k, &alpha, matdescra, val, indx, pntbrb, pntre,
b, &ldb, &beta, c, &ldc);
```

Description

This routine is declared in `mkl_spblas.fi` for FORTRAN 77 interface and in `mkl_spblas.h` for C interface.

The `mkl_?cscmm` routine performs a matrix-matrix operation defined as

$$C := \alpha A * B + \beta A * C$$

or

$$C := \alpha A * A' * B + \beta A * C,$$

where:

alpha and *beta* are scalars,

B and *C* are dense matrices, *A* is an *m*-by-*k* sparse matrix in compressed sparse column (CSC) format, *A'* is the transpose of *A*.



NOTE. This routine supports CSC format both with one-based indexing and zero-based indexing.

Input Parameters

Parameter descriptions are common for all implemented interfaces with the exception of data types that refer here to the FORTRAN 77 standard types. Data types specific to the different interfaces are described in the section **"Interfaces"** below.

<i>transa</i>	<p>CHARACTER*1. Specifies the operation.</p> <p>If <i>transa</i> = 'N' or 'n', then $C := \alpha * A * B + \beta * C$</p> <p>If <i>transa</i> = 'T' or 't' or 'C' or 'c', then $C := \alpha * A' * B + \beta * C$,</p>
<i>m</i>	INTEGER. Number of rows of the matrix A.
<i>n</i>	INTEGER. Number of columns of the matrix C.
<i>k</i>	INTEGER. Number of columns of the matrix A.
<i>alpha</i>	<p>REAL for mkl_scscmm.</p> <p>DOUBLE PRECISION for mkl_dcscmm.</p> <p>COMPLEX for mkl_ccscmm.</p> <p>DOUBLE COMPLEX for mkl_zcscmm.</p> <p>Specifies the scalar <i>alpha</i>.</p>
<i>matdescra</i>	<p>CHARACTER. Array of six elements, specifies properties of the matrix used for operation. Only first four array elements are used, their possible values are given in Table 2-6 .</p> <p>Possible combinations of element values of this parameter are given in Table 2-7 .</p>
<i>val</i>	<p>REAL for mkl_scscmm.</p> <p>DOUBLE PRECISION for mkl_dcscmm.</p> <p>COMPLEX for mkl_ccscmm.</p> <p>DOUBLE COMPLEX for mkl_zcscmm.</p> <p>Array containing non-zero elements of the matrix A.</p> <p>For one-based indexing its length is $pntre(k) - pntrb(1)$.</p> <p>For zero-based indexing its length is $pntre(m-1) - pntrb(0)$.</p> <p>Refer to <i>values</i> array description in CSC Format for more details.</p>
<i>indx</i>	<p>INTEGER. Array containing the row indices for each non-zero element of the matrix A. Its length is equal to length of the <i>val</i> array.</p> <p>Refer to <i>rows</i> array description in CSC Format for more details.</p>

<i>pntrb</i>	<p>INTEGER. Array of length k.</p> <p>For one-based indexing this array contains column indices, such that $pntrb(i) - pntrb(1) + 1$ is the first index of column i in the arrays <i>val</i> and <i>indx</i>.</p> <p>For zero-based indexing this array contains column indices, such that $pntrb(i) - pntrb(0)$ is the first index of column i in the arrays <i>val</i> and <i>indx</i>.</p> <p>Refer to <i>pointerb</i> array description in CSC Format for more details.</p>
<i>pntrr</i>	<p>INTEGER. Array of length k.</p> <p>For one-based indexing this array contains column indices, such that $pntrr(i) - pntrb(1)$ is the last index of column i in the arrays <i>val</i> and <i>indx</i>.</p> <p>For zero-based indexing this array contains column indices, such that $pntrr(i) - pntrb(1) - 1$ is the last index of column i in the arrays <i>val</i> and <i>indx</i>.</p> <p>Refer to <i>pointerE</i> array description in CSC Format for more details.</p>
<i>b</i>	<p>REAL for mkl_scscmm. DOUBLE PRECISION for mkl_dcscmm. COMPLEX for mkl_ccscmm. DOUBLE COMPLEX for mkl_zcscmm.</p> <p>Array, DIMENSION(<i>ldb</i>, <i>n</i>) for one-based indexing, and (<i>m</i>, <i>ldb</i>) for zero-based indexing.</p> <p>On entry with <i>transa</i> = 'N' or 'n', the leading k-by-n part of the array <i>b</i> must contain the matrix <i>B</i>, otherwise the leading m-by-n part of the array <i>b</i> must contain the matrix <i>B</i>.</p>
<i>ldb</i>	<p>INTEGER. Specifies the first dimension of <i>b</i> for one-based indexing, and the second dimension of <i>b</i> for zero-based indexing, as declared in the calling (sub)program.</p>
<i>beta</i>	<p>REAL*8. Specifies the scalar <i>beta</i>.</p>
<i>c</i>	<p>REAL for mkl_scscmm. DOUBLE PRECISION for mkl_dcscmm. COMPLEX for mkl_ccscmm. DOUBLE COMPLEX for mkl_zcscmm.</p>

Array, DIMENSION (ldc, n) for one-based indexing, and (m, ldc) for zero-based indexing.

On entry, the leading m -by- n part of the array c must contain the matrix C , otherwise the leading k -by- n part of the array c must contain the matrix C .

ldc

INTEGER. Specifies the first dimension of c for one-based indexing, and the second dimension of c for zero-based indexing, as declared in the calling (sub)program.

Output Parameters

c

Overwritten by the matrix $(\alpha * A * B + \beta * C)$ or $(\alpha * A' * B + \beta * C)$.

Interfaces

FORTRAN 77:

```

SUBROUTINE mkl_scscomm(transa, m, n, k, alpha, matdescra, val, indx,
  pntrb, pntre, b, ldb, beta, c, ldc)
  CHARACTER*1  transa
  CHARACTER    matdescra(*)
  INTEGER      m, n, k, ldb, ldc
  INTEGER      indx(*), pntrb(k), pntre(k)
  REAL         alpha, beta
  REAL         val(*), b(ldb,*), c(ldc,*)
SUBROUTINE mkl_dcscmm(transa, m, n, k, alpha, matdescra, val, indx,
  pntrb, pntre, b, ldb, beta, c, ldc)
  CHARACTER*1  transa
  CHARACTER    matdescra(*)
  INTEGER      m, n, k, ldb, ldc
  INTEGER      indx(*), pntrb(k), pntre(k)
  DOUBLE PRECISION  alpha, beta
  DOUBLE PRECISION  val(*), b(ldb,*), c(ldc,*)
SUBROUTINE mkl_ccscmm(transa, m, n, k, alpha, matdescra, val, indx,
  pntrb, pntre, b, ldb, beta, c, ldc)
  CHARACTER*1  transa
  CHARACTER    matdescra(*)
  INTEGER      m, n, k, ldb, ldc
  INTEGER      indx(*), pntrb(k), pntre(k)
  COMPLEX      alpha, beta
  COMPLEX      val(*), b(ldb,*), c(ldc,*)
SUBROUTINE mkl_zcscmm(transa, m, n, k, alpha, matdescra, val, indx,

```

```

pntrb, pntre, b, ldb, beta, c, ldc)

CHARACTER*1   transa

CHARACTER      matdescra(*)

INTEGER        m, n, k, ldb, ldc

INTEGER        indx(*), pntrb(k), pntre(k)

DOUBLE COMPLEX      alpha, beta

DOUBLE COMPLEX      val(*), b(ldb,*), c(ldc,*)

```

C:

```

void mkl_scscmm(char *transa, int *m, int *n, int *k,
float *alpha, char *matdescra, float *val, int *indx,
int *pntrb, int *pntre, float *b, int *ldb,
float *beta, float *c, int *ldc);

void mkl_dcscmm(char *transa, int *m, int *n, int *k,
double *alpha, char *matdescra, double *val, int *indx,
int *pntrb, int *pntre, double *b, int *ldb,
double *beta, double *c, int *ldc);

void mkl_ccscmm(char *transa, int *m, int *n, int *k,
MKL_Complex8 *alpha, char *matdescra, MKL_Complex8 *val, int *indx,
int *pntrb, int *pntre, MKL_Complex8 *b, int *ldb,
MKL_Complex8 *beta, MKL_Complex8 *c, int *ldc);

void mkl_zcscmm(char *transa, int *m, int *n, int *k,
MKL_Complex16 *alpha, char *matdescra, MKL_Complex16 *val, int *indx,
int *pntrb, int *pntre, MKL_Complex16 *b, int *ldb,
MKL_Complex16 *beta, MKL_Complex16 *c, int *ldc);

```

mkl_?coomm

Computes matrix-matrix product of a sparse matrix stored in the coordinate format.

Syntax

Fortran:

```
call mkl_scoomm(transa, m, n, k, alpha, matdescra, val, rowind, colind, nnz,
b, ldb, beta, c, ldc)

call mkl_dcoomm(transa, m, n, k, alpha, matdescra, val, rowind, colind, nnz,
b, ldb, beta, c, ldc)

call mkl_ccoomm(transa, m, n, k, alpha, matdescra, val, rowind, colind, nnz,
b, ldb, beta, c, ldc)

call mkl_zcoomm(transa, m, n, k, alpha, matdescra, val, rowind, colind, nnz,
b, ldb, beta, c, ldc)
```

C:

```
mkl_scoomm(&transa, &m, &n, &k, &alpha, matdescra, val, rowind, colind, &nnz,
b, &ldb, &beta, c, &ldc);

mkl_dcoomm(&transa, &m, &n, &k, &alpha, matdescra, val, rowind, colind, &nnz,
b, &ldb, &beta, c, &ldc);

mkl_ccoomm(&transa, &m, &n, &k, &alpha, matdescra, val, rowind, colind, &nnz,
b, &ldb, &beta, c, &ldc);

mkl_zcoomm(&transa, &m, &n, &k, &alpha, matdescra, val, rowind, colind, &nnz,
b, &ldb, &beta, c, &ldc);
```

Description

This routine is declared in `mkl_spblas.fi` for FORTRAN 77 interface and in `mkl_spblas.h` for C interface.

The `mkl_?coomm` routine performs a matrix-matrix operation defined as

$$C := \alpha A * B + \beta A * C$$

or

$$C := \alpha A' * B + \beta A * C,$$

where:

alpha and *beta* are scalars,

B and *C* are dense matrices, *A* is an *m*-by-*k* sparse matrix in the coordinate format, *A'* is the transpose of *A*.



NOTE. This routine supports a coordinate format both with one-based indexing and zero-based indexing.

Input Parameters

Parameter descriptions are common for all implemented interfaces with the exception of data types that refer here to the FORTRAN 77 standard types. Data types specific to the different interfaces are described in the section “**Interfaces**” below.

<i>transa</i>	<p>CHARACTER*1. Specifies the operation.</p> <p>If <i>transa</i> = 'N' or 'n', then $C := \alpha * A * B + \beta * C$</p> <p>If <i>transa</i> = 'T' or 't' or 'C' or 'c', then $C := \alpha * A' * B + \beta * C$,</p>
<i>m</i>	INTEGER. Number of rows of the matrix <i>A</i> .
<i>n</i>	INTEGER. Number of columns of the matrix <i>C</i> .
<i>k</i>	INTEGER. Number of columns of the matrix <i>A</i> .
<i>alpha</i>	<p>REAL for mkl_scoomm.</p> <p>DOUBLE PRECISION for mkl_dcoomm.</p> <p>COMPLEX for mkl_ccoomm.</p> <p>DOUBLE COMPLEX for mkl_zcoomm.</p> <p>Specifies the scalar <i>alpha</i>.</p>
<i>matdescra</i>	<p>CHARACTER. Array of six elements, specifies properties of the matrix used for operation. Only first four array elements are used, their possible values are given in Table 2-6 .</p> <p>Possible combinations of element values of this parameter are given in Table 2-7 .</p>
<i>val</i>	<p>REAL for mkl_scoomm.</p> <p>DOUBLE PRECISION for mkl_dcoomm.</p> <p>COMPLEX for mkl_ccoomm.</p> <p>DOUBLE COMPLEX for mkl_zcoomm.</p>

	<p>Array of length <i>nnz</i>, contains non-zero elements of the matrix <i>A</i> in the arbitrary order.</p> <p>Refer to <i>values</i> array description in Coordinate Format for more details.</p>
<i>rowind</i>	<p>INTEGER. Array of length <i>nnz</i>, contains the row indices for each non-zero element of the matrix <i>A</i>.</p> <p>Refer to <i>rows</i> array description in Coordinate Format for more details.</p>
<i>colind</i>	<p>INTEGER. Array of length <i>nnz</i>, contains the column indices for each non-zero element of the matrix <i>A</i>. Refer to <i>columns</i> array description in Coordinate Format for more details.</p>
<i>nnz</i>	<p>INTEGER. Specifies the number of non-zero element of the matrix <i>A</i>.</p> <p>Refer to <i>nnz</i> description in Coordinate Format for more details.</p>
<i>b</i>	<p>REAL for mkl_scoomm. DOUBLE PRECISION for mkl_dcoomm. COMPLEX for mkl_ccoomm. DOUBLE COMPLEX for mkl_zcoomm.</p> <p>Array, DIMENSION (<i>ldb</i>, <i>n</i>) for one-based indexing, and (<i>m</i>, <i>ldb</i>) for zero-based indexing.</p> <p>On entry with <i>transa</i> = 'N' or 'n', the leading <i>k</i>-by-<i>n</i> part of the array <i>b</i> must contain the matrix <i>B</i>, otherwise the leading <i>m</i>-by-<i>n</i> part of the array <i>b</i> must contain the matrix <i>B</i>.</p>
<i>ldb</i>	<p>INTEGER. Specifies the first dimension of <i>b</i> for one-based indexing, and the second dimension of <i>b</i> for zero-based indexing, as declared in the calling (sub)program.</p>
<i>beta</i>	<p>REAL for mkl_scoomm. DOUBLE PRECISION for mkl_dcoomm. COMPLEX for mkl_ccoomm. DOUBLE COMPLEX for mkl_zcoomm.</p> <p>Specifies the scalar <i>beta</i>.</p>
<i>c</i>	<p>REAL for mkl_scoomm. DOUBLE PRECISION for mkl_dcoomm. COMPLEX for mkl_ccoomm. DOUBLE COMPLEX for mkl_zcoomm.</p>

Array, DIMENSION (ldc, n) for one-based indexing, and (m, ldc) for zero-based indexing.

On entry, the leading m -by- n part of the array c must contain the matrix C , otherwise the leading k -by- n part of the array c must contain the matrix C .

ldc

INTEGER. Specifies the first dimension of c for one-based indexing, and the second dimension of c for zero-based indexing, as declared in the calling (sub)program.

Output Parameters

c

Overwritten by the matrix $(\alpha * A * B + \beta * C)$ or $(\alpha * A' * B + \beta * C)$.

Interfaces

FORTRAN 77:

```

SUBROUTINE mkl_scoomm(transa, m, n, k, alpha, matdescra, val,
    rowind, colind, nnz, b, ldb, beta, c, ldc)
    CHARACTER*1    transa
    CHARACTER       matdescra(*)
    INTEGER         m, n, k, ldb, ldc, nnz
    INTEGER         rowind(*), colind(*)
    REAL            alpha, beta
    REAL            val(*), b(ldb,*), c(ldc,*)
SUBROUTINE mkl_dcoomm(transa, m, n, k, alpha, matdescra, val,
    rowind, colind, nnz, b, ldb, beta, c, ldc)
    CHARACTER*1    transa
    CHARACTER       matdescra(*)
    INTEGER         m, n, k, ldb, ldc, nnz
    INTEGER         rowind(*), colind(*)
    DOUBLE PRECISION    alpha, beta
    DOUBLE PRECISION    val(*), b(ldb,*), c(ldc,*)
SUBROUTINE mkl_ccoomm(transa, m, n, k, alpha, matdescra, val,
    rowind, colind, nnz, b, ldb, beta, c, ldc)
    CHARACTER*1    transa
    CHARACTER       matdescra(*)
    INTEGER         m, n, k, ldb, ldc, nnz
    INTEGER         rowind(*), colind(*)
    COMPLEX         alpha, beta
    COMPLEX         val(*), b(ldb,*), c(ldc,*)
SUBROUTINE mkl_zcoomm(transa, m, n, k, alpha, matdescra, val,

```

```

rowind, colind, nnz, b, ldb, beta, c, ldc)

CHARACTER*1   transa

CHARACTER      matdescra(*)

INTEGER       m, n, k, ldb, ldc, nnz

INTEGER       rowind(*), colind(*)

DOUBLE COMPLEX      alpha, beta

DOUBLE COMPLEX      val(*), b(ldb,*), c(ldc,*)

```

C:

```

void mkl_scoomm(char *transa, int *m, int *n, int *k, float *alpha,
char *matdescra, float *val, int *rowind, int *colind, int *nnz,
float *b, int *ldb, float *beta, float *c, int *ldc);

void mkl_dcoomm(char *transa, int *m, int *n, int *k, double *alpha,
char *matdescra, double *val, int *rowind, int *colind, int *nnz,
double *b, int *ldb, double *beta, double *c, int *ldc);

void mkl_ccoomm(char *transa, int *m, int *n, int *k, MKL_Complex8 *alpha,
char *matdescra, MKL_Complex8 *val, int *rowind, int *colind, int *nnz,
MKL_Complex8 *b, int *ldb, MKL_Complex8 *beta, MKL_Complex8 *c, int *ldc);

void mkl_zcoomm(char *transa, int *m, int *n, int *k, MKL_Complex16 *alpha,
char *matdescra, MKL_Complex16 *val, int *rowind, int *colind, int *nnz,
MKL_Complex16 *b, int *ldb, MKL_Complex16 *beta, MKL_Complex16 *c, int *ldc);

```

mkl_?csrsm

Solves a system of linear matrix equations for a sparse matrix in the CSR format.

Syntax

Fortran:

```

call mkl_scsrsm(transa, m, n, alpha, matdescra, val, indx, pntbr, pntre, b,
ldb, c, ldc)

```

```
call mkl_dcsrsm(transa, m, n, alpha, matdescra, val, indx, pntrb, pntre, b,
ldb, c, ldc)

call mkl_ccsrsm(transa, m, n, alpha, matdescra, val, indx, pntrb, pntre, b,
ldb, c, ldc)

call mkl_zcsrsm(transa, m, n, alpha, matdescra, val, indx, pntrb, pntre, b,
ldb, c, ldc)
```

C:

```
mkl_scsrsm(&transa, &m, &n, &alpha, matdescra, val, indx, pntrb, pntre, b,
&ldb, c, &ldc);

mkl_dcsrsm(&transa, &m, &n, &alpha, matdescra, val, indx, pntrb, pntre, b,
&ldb, c, &ldc);

mkl_ccsrsm(&transa, &m, &n, &alpha, matdescra, val, indx, pntrb, pntre, b,
&ldb, c, &ldc);

mkl_zcsrsm(&transa, &m, &n, &alpha, matdescra, val, indx, pntrb, pntre, b,
&ldb, c, &ldc);
```

Description

This routine is declared in `mkl_spblas.fi` for FORTRAN 77 interface and in `mkl_spblas.h` for C interface.

The `mkl_?csrsm` routine solves a system of linear equations with matrix-matrix operations for a sparse matrix in the CSR format:

$$C := \alpha \operatorname{inv}(A) * B$$

or

$$C := \alpha \operatorname{inv}(A') * B,$$

where:

α is scalar, B and C are dense matrices, A is a sparse upper or lower triangular matrix with unit or non-unit main diagonal, A' is the transpose of A .



NOTE. This routine supports a CSR format both with one-based indexing and zero-based indexing.

Input Parameters

Parameter descriptions are common for all implemented interfaces with the exception of data types that refer here to the FORTRAN 77 standard types. Data types specific to the different interfaces are described in the section **"Interfaces"** below.

<i>transa</i>	<p>CHARACTER*1. Specifies the system of linear equations.</p> <p>If <i>transa</i> = 'N' or 'n', then $C := \alpha * \text{inv}(A) * B$</p> <p>If <i>transa</i> = 'T' or 't' or 'C' or 'c', then $C := \alpha * \text{inv}(A') * B$,</p>
<i>m</i>	INTEGER. Number of columns of the matrix <i>A</i> .
<i>n</i>	INTEGER. Number of columns of the matrix <i>C</i> .
<i>alpha</i>	<p>REAL for mkl_scsrsm.</p> <p>DOUBLE PRECISION for mkl_dcsrsm.</p> <p>COMPLEX for mkl_ccsrsm.</p> <p>DOUBLE COMPLEX for mkl_zcsrsm.</p> <p>Specifies the scalar <i>alpha</i>.</p>
<i>matdescra</i>	<p>CHARACTER. Array of six elements, specifies properties of the matrix used for operation. Only first four array elements are used, their possible values are given in Table 2-6 . Possible combinations of element values of this parameter are given in Table 2-7 .</p>
<i>val</i>	<p>REAL for mkl_scsrsm.</p> <p>DOUBLE PRECISION for mkl_dcsrsm.</p> <p>COMPLEX for mkl_ccsrsm.</p> <p>DOUBLE COMPLEX for mkl_zcsrsm.</p> <p>Array containing non-zero elements of the matrix <i>A</i>.</p> <p>For one-based indexing its length is $\text{pntre}(m) - \text{pntrb}(1)$.</p> <p>For zero-based indexing its length is $\text{pntre}(m-1) - \text{pntrb}(0)$.</p> <p>Refer to <i>values</i> array description in CSR Format for more details.</p>
<i>indx</i>	<p>INTEGER. Array containing the column indices for each non-zero element of the matrix <i>A</i>. Its length is equal to length of the <i>val</i> array.</p> <p>Refer to <i>columns</i> array description in CSR Format for more details.</p>



NOTE. Column indices must be sorted in increasing order for each row.

<i>pntrb</i>	<p>INTEGER. Array of length m. For one-based indexing this array contains row indices, such that $pntrb(i) - pntrb(1) + 1$ is the first index of row i in the arrays <i>val</i> and <i>indx</i>. For zero-based indexing this array contains row indices, such that $pntrb(i) - pntrb(0)$ is the first index of row i in the arrays <i>val</i> and <i>indx</i>. Refer to <i>pointerb</i> array description in CSR Format for more details.</p>
<i>pntrc</i>	<p>INTEGER. Array of length m. For one-based indexing this array contains row indices, such that $pntrc(i) - pntrb(1)$ is the last index of row i in the arrays <i>val</i> and <i>indx</i>. For zero-based indexing this array contains row indices, such that $pntrc(i) - pntrb(0) - 1$ is the last index of row i in the arrays <i>val</i> and <i>indx</i>. Refer to <i>pointerE</i> array description in CSR Format for more details.</p>
<i>b</i>	<p>REAL for mkl_scsrsm. DOUBLE PRECISION for mkl_dcsrsm. COMPLEX for mkl_ccsrsm. DOUBLE COMPLEX for mkl_zcsrsm. Array, DIMENSION (ldb, n) for one-based indexing, and (m, ldb) for zero-based indexing. On entry the leading m-by-n part of the array <i>b</i> must contain the matrix <i>B</i>.</p>
<i>ldb</i>	<p>INTEGER. Specifies the first dimension of <i>b</i> for one-based indexing, and the second dimension of <i>b</i> for zero-based indexing, as declared in the calling (sub)program.</p>
<i>ldc</i>	<p>INTEGER. Specifies the first dimension of <i>c</i> for one-based indexing, and the second dimension of <i>c</i> for zero-based indexing, as declared in the calling (sub)program.</p>

Output Parameters

<i>c</i>	REAL*8.
----------	---------

Array, `DIMENSION (ldc, n)` for one-based indexing, and `(m, ldc)` for zero-based indexing.

The leading m -by- n part of the array c contains the output matrix C .

Interfaces

FORTRAN 77:

```

SUBROUTINE mkl_scsrsm(transa, m, n, alpha, matdescra, val, indx,
  pntrb, pntre, b, ldb, c, ldc)
  CHARACTER*1  transa
  CHARACTER    matdescra(*)
  INTEGER      m, n, ldb, ldc
  INTEGER      indx(*), pntrb(m), pntre(m)
  REAL         alpha
  REAL         val(*), b(ldb,*), c(ldc,*)
SUBROUTINE mkl_dcsrsm(transa, m, n, alpha, matdescra, val, indx,
  pntrb, pntre, b, ldb, c, ldc)
  CHARACTER*1  transa
  CHARACTER    matdescra(*)
  INTEGER      m, n, ldb, ldc
  INTEGER      indx(*), pntrb(m), pntre(m)
  DOUBLE PRECISION  alpha
  DOUBLE PRECISION  val(*), b(ldb,*), c(ldc,*)
SUBROUTINE mkl_ccsrsm(transa, m, n, alpha, matdescra, val, indx,
  pntrb, pntre, b, ldb, c, ldc)
  CHARACTER*1  transa
  CHARACTER    matdescra(*)
  INTEGER      m, n, ldb, ldc
  INTEGER      indx(*), pntrb(m), pntre(m)
  COMPLEX      alpha
  COMPLEX      val(*), b(ldb,*), c(ldc,*)
SUBROUTINE mkl_zcsrsm(transa, m, n, alpha, matdescra, val, indx,
```

```

pntrb, pntre, b, ldb, c, ldc)

CHARACTER*1   transa

CHARACTER      matdescra(*)

INTEGER       m, n, ldb, ldc

INTEGER       indx(*), pntrb(m), pntre(m)

DOUBLE COMPLEX      alpha

DOUBLE COMPLEX      val(*), b(ldb,*), c(ldc,*)

```

C:

```

void mkl_scsrsm(char *transa, int *m, int *n, float *alpha,
char *matdescra, float *val, int *indx, int *pntrb,
int *pntre, float *b, int *ldb, float *c, int *ldc);
void mkl_dcsrsm(char *transa, int *m, int *n, double *alpha,
char *matdescra, double *val, int *indx, int *pntrb,
int *pntre, double *b, int *ldb, double *c, int *ldc);
void mkl_ccsrsm(char *transa, int *m, int *n, MKL_Complex8 *alpha,
char *matdescra, MKL_Complex8 *val, int *indx, int *pntrb,
int *pntre, MKL_Complex8 *b, int *ldb, MKL_Complex8 *c, int *ldc);
void mkl_zcsrsm(char *transa, int *m, int *n, MKL_Complex16 *alpha,
char *matdescra, MKL_Complex16 *val, int *indx, int *pntrb,
int *pntre, MKL_Complex16 *b, int *ldb, MKL_Complex16 *c, int *ldc);

```

mkl_?cscsm

Solves a system of linear matrix equations for a sparse matrix in the CSC format.

Syntax

Fortran:

```

call mkl_scscsm(transa, m, n, alpha, matdescra, val, indx, pntrb, pntre, b,
ldb, c, ldc)

```

```
call mkl_dcscsm(transa, m, n, alpha, matdescra, val, indx, pntrb, pntre, b,
ldb, c, ldc)

call mkl_ccscsm(transa, m, n, alpha, matdescra, val, indx, pntrb, pntre, b,
ldb, c, ldc)

call mkl_zcscsm(transa, m, n, alpha, matdescra, val, indx, pntrb, pntre, b,
ldb, c, ldc)
```

C:

```
mkl_scscsm(&transa, &m, &n, &alpha, matdescra, val, indx, pntrb, pntre, b,
&ldb, c, &ldc);

mkl_dcscsm(&transa, &m, &n, &alpha, matdescra, val, indx, pntrb, pntre, b,
&ldb, c, &ldc);

mkl_ccscsm(&transa, &m, &n, &alpha, matdescra, val, indx, pntrb, pntre, b,
&ldb, c, &ldc);

mkl_zcscsm(&transa, &m, &n, &alpha, matdescra, val, indx, pntrb, pntre, b,
&ldb, c, &ldc);
```

Description

This routine is declared in `mkl_spblas.fi` for FORTRAN 77 interface and in `mkl_spblas.h` for C interface.

The `mkl_?cscsm` routine solves a system of linear equations with matrix-matrix operations for a sparse matrix in the CSC format:

$$C := \alpha \operatorname{inv}(A) * B$$

or

$$C := \alpha \operatorname{inv}(A') * B,$$

where:

α is scalar, B and C are dense matrices, A is a sparse upper or lower triangular matrix with unit or non-unit main diagonal, A' is the transpose of A .



NOTE. This routine supports a CSC format both with one-based indexing and zero-based indexing.

Input Parameters

Parameter descriptions are common for all implemented interfaces with the exception of data types that refer here to the FORTRAN 77 standard types. Data types specific to the different interfaces are described in the section **"Interfaces"** below.

<i>transa</i>	<p>CHARACTER*1. Specifies the system of equations.</p> <p>If <i>transa</i> = 'N' or 'n', then $C := \alpha * \text{inv}(A) * B$</p> <p>If <i>transa</i> = 'T' or 't' or 'C' or 'c', then $C := \alpha * \text{inv}(A') * B$,</p>
<i>m</i>	INTEGER. Number of columns of the matrix <i>A</i> .
<i>n</i>	INTEGER. Number of columns of the matrix <i>C</i> .
<i>alpha</i>	<p>REAL for mkl_scscsm.</p> <p>DOUBLE PRECISION for mkl_dcscsm.</p> <p>COMPLEX for mkl_ccscsm.</p> <p>DOUBLE COMPLEX for mkl_zcscsm.</p> <p>Specifies the scalar <i>alpha</i>.</p>
<i>matdescra</i>	<p>CHARACTER. Array of six elements, specifies properties of the matrix used for operation. Only first four array elements are used, their possible values are given in Table 2-6 .</p> <p>Possible combinations of element values of this parameter are given in Table 2-7 .</p>
<i>val</i>	<p>REAL for mkl_scscsm.</p> <p>DOUBLE PRECISION for mkl_dcscsm.</p> <p>COMPLEX for mkl_ccscsm.</p> <p>DOUBLE COMPLEX for mkl_zcscsm.</p> <p>Array containing non-zero elements of the matrix <i>A</i>.</p> <p>For one-based indexing its length is $\text{pntre}(k) - \text{pntrb}(1)$.</p> <p>For zero-based indexing its length is $\text{pntre}(m-1) - \text{pntrb}(0)$.</p> <p>Refer to <i>values</i> array description in CSC Format for more details.</p>
<i>indx</i>	<p>INTEGER. Array containing the row indices for each non-zero element of the matrix <i>A</i>. Its length is equal to length of the <i>val</i> array.</p> <p>Refer to <i>rows</i> array description in CSC Format for more details.</p>



NOTE. Row indices must be sorted in increasing order for each column.

pntrb

INTEGER. Array of length m .

For one-based indexing this array contains column indices, such that $pntrb(I) - pntrb(1) + 1$ is the first index of column I in the arrays *val* and *indx*.

For zero-based indexing this array contains column indices, such that $pntrb(I) - pntrb(0)$ is the first index of column I in the arrays *val* and *indx*.

Refer to *pointerb* array description in [CSC Format](#) for more details.

pntrc

INTEGER. Array of length m .

For one-based indexing this array contains column indices, such that $pntrc(I) - pntrb(1)$ is the last index of column I in the arrays *val* and *indx*.

For zero-based indexing this array contains column indices, such that $pntrc(I) - pntrb(1) - 1$ is the last index of column I in the arrays *val* and *indx*.

Refer to *pointerE* array description in [CSC Format](#) for more details.

b

REAL for mkl_scscsm.

DOUBLE PRECISION for mkl_dcscsm.

COMPLEX for mkl_ccscsm.

DOUBLE COMPLEX for mkl_zcscsm.

Array, DIMENSION (ldb, n) for one-based indexing, and (m, ldb) for zero-based indexing.

On entry the leading m -by- n part of the array *b* must contain the matrix *B*.

ldb

INTEGER. Specifies the first dimension of *b* for one-based indexing, and the second dimension of *b* for zero-based indexing, as declared in the calling (sub)program.

ldc

INTEGER. Specifies the first dimension of *c* for one-based indexing, and the second dimension of *c* for zero-based indexing, as declared in the calling (sub)program.

Output Parameters

c REAL **for** mkl_scscsm.
 DOUBLE PRECISION **for** mkl_dcscsm.
 COMPLEX **for** mkl_ccscsm.
 DOUBLE COMPLEX **for** mkl_zcscsm.
Array, DIMENSION (*ldc*, *n*) **for** one-based indexing, and (*m*,
ldc) **for** zero-based indexing.
The leading *m*-by-*n* part of the array *c* contains the output
matrix *C*.

Interfaces

FORTRAN 77:

```

SUBROUTINE mkl_sscscm(transa, m, n, alpha, matdescra, val, indx,
  pntrb, pntre, b, ldb, c, ldc)
  CHARACTER*1  transa
  CHARACTER    matdescra(*)
  INTEGER      m, n, ldb, ldc
  INTEGER      indx(*), pntrb(m), pntre(m)
  REAL         alpha
  REAL         val(*), b(ldb,*), c(ldc,*)
SUBROUTINE mkl_dcscsm(transa, m, n, alpha, matdescra, val, indx,
  pntrb, pntre, b, ldb, c, ldc)
  CHARACTER*1  transa
  CHARACTER    matdescra(*)
  INTEGER      m, n, ldb, ldc
  INTEGER      indx(*), pntrb(m), pntre(m)
  DOUBLE PRECISION  alpha
  DOUBLE PRECISION  val(*), b(ldb,*), c(ldc,*)
SUBROUTINE mkl_ccscsm(transa, m, n, alpha, matdescra, val, indx,
  pntrb, pntre, b, ldb, c, ldc)
  CHARACTER*1  transa
  CHARACTER    matdescra(*)
  INTEGER      m, n, ldb, ldc
  INTEGER      indx(*), pntrb(m), pntre(m)
  COMPLEX      alpha
  COMPLEX      val(*), b(ldb,*), c(ldc,*)
SUBROUTINE mkl_zcscsm(transa, m, n, alpha, matdescra, val, indx,
```

```

pntrb, pntre, b, ldb, c, ldc)

CHARACTER*1   transa

CHARACTER      matdescra(*)

INTEGER       m, n, ldb, ldc

INTEGER       indx(*), pntrb(m), pntre(m)

DOUBLE COMPLEX      alpha

DOUBLE COMPLEX      val(*), b(ldb,*), c(ldc,*)

```

C:

```

void mkl_sscscsm(char *transa, int *m, int *n, float *alpha,
char *matdescra, float *val, int *indx, int *pntrb,
int *pntre, float *b, int *ldb, float *c, int *ldc);
void mkl_dcscsm(char *transa, int *m, int *n, double *alpha,
char *matdescra, double *val, int *indx, int *pntrb,
int *pntre, double *b, int *ldb, double *c, int *ldc);
void mkl_ccscsm(char *transa, int *m, int *n, MKL_Complex8 *alpha,
char *matdescra, MKL_Complex8 *val, int *indx, int *pntrb,
int *pntre, MKL_Complex8 *b, int *ldb, MKL_Complex8 *c, int *ldc);
void mkl_zcscsm(char *transa, int *m, int *n, MKL_Complex16 *alpha,
char *matdescra, MKL_Complex16 *val, int *indx, int *pntrb,
int *pntre, MKL_Complex16 *b, int *ldb, MKL_Complex16 *c, int *ldc);

```

mkl_?coosm

Solves a system of linear matrix equations for a sparse matrix in the coordinate format.

Syntax

Fortran:

```

call mkl_scoosm(transa, m, n, alpha, matdescra, val, rowind, colind, nnz, b,
ldb, c, ldc)

```



```
call mkl_dcoosm(transa, m, n, alpha, matdescra, val, rowind, colind, nnz, b,
ldb, c, ldc)

call mkl_ccoosm(transa, m, n, alpha, matdescra, val, rowind, colind, nnz, b,
ldb, c, ldc)

call mkl_zcoosm(transa, m, n, alpha, matdescra, val, rowind, colind, nnz, b,
ldb, c, ldc)
```

C:

```
mkl_scoosm(&transa, &m, &n, &alpha, matdescra, val, rowind, colind, &nnz, b,
&ldb, c, &ldc);

mkl_dcoosm(&transa, &m, &n, &alpha, matdescra, val, rowind, colind, &nnz, b,
&ldb, c, &ldc);

mkl_ccoosm(&transa, &m, &n, &alpha, matdescra, val, rowind, colind, &nnz, b,
&ldb, c, &ldc);

mkl_zcoosm(&transa, &m, &n, &alpha, matdescra, val, rowind, colind, &nnz, b,
&ldb, c, &ldc);
```

Description

This routine is declared in `mkl_spblas.fi` for FORTRAN 77 interface and in `mkl_spblas.h` for C interface.

The `mkl_?coosm` routine solves a system of linear equations with matrix-matrix operations for a sparse matrix in the coordinate format:

$$C := \alpha \operatorname{inv}(A) * B$$

or

$$C := \alpha \operatorname{inv}(A') * B,$$

where:

α is scalar, B and C are dense matrices, A is a sparse upper or lower triangular matrix with unit or non-unit main diagonal, A' is the transpose of A .



NOTE. This routine supports a coordinate format both with one-based indexing and zero-based indexing.

Input Parameters

Parameter descriptions are common for all implemented interfaces with the exception of data types that refer here to the FORTRAN 77 standard types. Data types specific to the different interfaces are described in the section **"Interfaces"** below.

<i>transa</i>	<p>CHARACTER*1. Specifies the system of linear equations.</p> <p>If <i>transa</i> = 'N' or 'n', then the matrix-matrix product is computed as $C := \alpha * \text{inv}(A) * B$</p> <p>If <i>transa</i> = 'T' or 't' or 'C' or 'c', then the matrix-vector product is computed as $C := \alpha * \text{inv}(A') * B$,</p>
<i>m</i>	INTEGER. Number of rows of the matrix <i>A</i> .
<i>n</i>	INTEGER. Number of columns of the matrix <i>C</i> .
<i>alpha</i>	<p>REAL for mkl_scoosm.</p> <p>DOUBLE PRECISION for mkl_dcoosm.</p> <p>COMPLEX for mkl_ccoosm.</p> <p>DOUBLE COMPLEX for mkl_zcoosm.</p> <p>Specifies the scalar <i>alpha</i>.</p>
<i>matdescra</i>	<p>CHARACTER. Array of six elements, specifies properties of the matrix used for operation. Only first four array elements are used, their possible values are given in Table 2-6 .</p> <p>Possible combinations of element values of this parameter are given in Table 2-7 .</p>
<i>val</i>	<p>REAL for mkl_scoosm.</p> <p>DOUBLE PRECISION for mkl_dcoosm.</p> <p>COMPLEX for mkl_ccoosm.</p> <p>DOUBLE COMPLEX for mkl_zcoosm.</p> <p>Array of length <i>nnz</i>, contains non-zero elements of the matrix <i>A</i> in the arbitrary order.</p> <p>Refer to <i>values</i> array description in Coordinate Format for more details.</p>
<i>rowind</i>	<p>INTEGER. Array of length <i>nnz</i>, contains the row indices for each non-zero element of the matrix <i>A</i>.</p> <p>Refer to <i>rows</i> array description in Coordinate Format for more details.</p>

<i>colind</i>	INTEGER. Array of length <i>nnz</i> , contains the column indices for each non-zero element of the matrix <i>A</i> . Refer to <i>columns</i> array description in Coordinate Format for more details.
<i>nnz</i>	INTEGER. Specifies the number of non-zero element of the matrix <i>A</i> . Refer to <i>nnz</i> description in Coordinate Format for more details.
<i>b</i>	REAL for mkl_scoosm. DOUBLE PRECISION for mkl_dcoosm. COMPLEX for mkl_ccoosm. DOUBLE COMPLEX for mkl_zcoosm. Array, DIMENSION (<i>ldb</i> , <i>n</i>) for one-based indexing, and (<i>m</i> , <i>ldb</i>) for zero-based indexing. Before entry the leading <i>m</i> -by- <i>n</i> part of the array <i>b</i> must contain the matrix <i>B</i> .
<i>ldb</i>	INTEGER. Specifies the first dimension of <i>b</i> for one-based indexing, and the second dimension of <i>b</i> for zero-based indexing, as declared in the calling (sub)program.
<i>ldc</i>	INTEGER. Specifies the first dimension of <i>c</i> for one-based indexing, and the second dimension of <i>c</i> for zero-based indexing, as declared in the calling (sub)program.

Output Parameters

<i>c</i>	REAL for mkl_scoosm. DOUBLE PRECISION for mkl_dcoosm. COMPLEX for mkl_ccoosm. DOUBLE COMPLEX for mkl_zcoosm. Array, DIMENSION (<i>ldc</i> , <i>n</i>) for one-based indexing, and (<i>m</i> , <i>ldc</i>) for zero-based indexing. The leading <i>m</i> -by- <i>n</i> part of the array <i>c</i> contains the output matrix <i>C</i> .
----------	---

Interfaces

FORTRAN 77:

```
SUBROUTINE mkl_scoosm(transa, m, n, alpha, matdescra, val, rowind, colind, nnz, b, ldb, c,
    ldc)
```

```
    CHARACTER*1    transa
    CHARACTER       matdescra(*)
    INTEGER         m, n, ldb, ldc, nnz
    INTEGER         rowind(*), colind(*)
    REAL            alpha
    REAL            val(*), b(ldb,*), c(ldc,*)
```

```
SUBROUTINE mkl_dcoosm(transa, m, n, alpha, matdescra, val, rowind, colind, nnz, b, ldb, c,
    ldc)
```

```
    CHARACTER*1    transa
    CHARACTER       matdescra(*)
    INTEGER         m, n, ldb, ldc, nnz
    INTEGER         rowind(*), colind(*)
    DOUBLE PRECISION alpha
    DOUBLE PRECISION val(*), b(ldb,*), c(ldc,*)
```

```
SUBROUTINE mkl_ccoosm(transa, m, n, alpha, matdescra, val, rowind, colind, nnz, b, ldb, c,
    ldc)
```

```
    CHARACTER*1    transa
    CHARACTER       matdescra(*)
    INTEGER         m, n, ldb, ldc, nnz
    INTEGER         rowind(*), colind(*)
    COMPLEX         alpha
    COMPLEX         val(*), b(ldb,*), c(ldc,*)
```

```
SUBROUTINE mkl_zcoosm(transa, m, n, alpha, matdescra, val, rowind, colind, nnz, b, ldb, c,
    ldc)
```

```
    CHARACTER*1    transa
```

```

CHARACTER      matdescra(*)
INTEGER        m, n, ldb, ldc, nnz
INTEGER        rowind(*), colind(*)
DOUBLE COMPLEX      alpha
DOUBLE COMPLEX      val(*), b(ldb,*), c(ldc,*)

```

C:

```

void mkl_scoosm(char *transa, int *m, int *n, float *alpha, char *matdescra,
float *val, int *rowind, int *colind, int *nnz, float *b, int *ldb, float *c, int *ldc);
void mkl_dcoosm(char *transa, int *m, int *n, double *alpha, char *matdescra,
double *val, int *rowind, int *colind, int *nnz, double *b, int *ldb, double *c, int *ldc);
void mkl_ccoosm(char *transa, int *m, int *n, MKL_Complex8 *alpha, char *matdescra,
MKL_Complex8 *val, int *rowind, int *colind, int *nnz, MKL_Complex8 *b, int *ldb,
MKL_Complex8 *c, int *ldc);
void mkl_zcoosm(char *transa, int *m, int *n, MKL_Complex16 *alpha, char *matdescra,
MKL_Complex16 *val, int *rowind, int *colind, int *nnz, MKL_Complex16 *b, int *ldb,
MKL_Complex16 *c, int *ldc);

```

mkl_?bsrsm

Solves a system of linear matrix equations for a sparse matrix in the BSR format.

Syntax**Fortran:**

```

call mkl_scsrsm(transa, m, n, lb, alpha, matdescra, val, indx, pntrb, pntre,
b, ldb, c, ldc)

call mkl_dcsrsm(transa, m, n, lb, alpha, matdescra, val, indx, pntrb, pntre,
b, ldb, c, ldc)

call mkl_ccsrsm(transa, m, n, lb, alpha, matdescra, val, indx, pntrb, pntre,
b, ldb, c, ldc)

```

```
call mkl_zcsrsm(transa, m, n, lb, alpha, matdescra, val, indx, pntrb, pntre,
b, ldb, c, ldc)
```

C:

```
mkl_scsrsm(&transa, &m, &n, &lb, &alpha, matdescra, val, indx, pntrb, pntre,
b, &ldb, c, &ldc);
```

```
mkl_dcsrsm(&transa, &m, &n, &lb, &alpha, matdescra, val, indx, pntrb, pntre,
b, &ldb, c, &ldc);
```

```
mkl_ccsrsm(&transa, &m, &n, &lb, &alpha, matdescra, val, indx, pntrb, pntre,
b, &ldb, c, &ldc);
```

```
mkl_zcsrsm(&transa, &m, &n, &lb, &alpha, matdescra, val, indx, pntrb, pntre,
b, &ldb, c, &ldc);
```

Description

This routine is declared in `mkl_spblas.fi` for FORTRAN 77 interface and in `mkl_spblas.h` for C interface.

The `mkl_?bsrsm` routine solves a system of linear equations with matrix-matrix operations for a sparse matrix in the BSR format:

$$C := \alpha \cdot \text{inv}(A) \cdot B$$

or

$$C := \alpha \cdot \text{inv}(A') \cdot B,$$

where:

alpha is scalar, *B* and *C* are dense matrices, *A* is a sparse upper or lower triangular matrix with unit or non-unit main diagonal, *A'* is the transpose of *A*.



NOTE. This routine supports a BSR format both with one-based indexing and zero-based indexing.

Input Parameters

Parameter descriptions are common for all implemented interfaces with the exception of data types that refer here to the FORTRAN 77 standard types. Data types specific to the different interfaces are described in the section “**Interfaces**” below.

transa CHARACTER*1. Specifies the operation.

	<p>If <i>transa</i> = 'N' or 'n', then the matrix-matrix product is computed as $C := \alpha * \text{inv}(A) * B$.</p> <p>If <i>transa</i> = 'T' or 't' or 'C' or 'c', then the matrix-vector product is computed as $C := \alpha * \text{inv}(A') * B$.</p>
<i>m</i>	INTEGER. Number of block columns of the matrix <i>A</i> .
<i>n</i>	INTEGER. Number of columns of the matrix <i>C</i> .
<i>lb</i>	INTEGER. Size of the block in the matrix <i>A</i> .
<i>alpha</i>	<p>REAL for mkl_sbsrsm.</p> <p>DOUBLE PRECISION for mkl_dbsrsm.</p> <p>COMPLEX for mkl_cbsrsm.</p> <p>DOUBLE COMPLEX for mkl_zbsrsm.</p> <p>Specifies the scalar <i>alpha</i>.</p>
<i>matdescra</i>	<p>CHARACTER. Array of six elements, specifies properties of the matrix used for operation. Only first four array elements are used, their possible values are given in Table 2-6 .</p> <p>Possible combinations of element values of this parameter are given in Table 2-7 .</p>
<i>val</i>	<p>REAL for mkl_sbsrsm.</p> <p>DOUBLE PRECISION for mkl_dbsrsm.</p> <p>COMPLEX for mkl_cbsrsm.</p> <p>DOUBLE COMPLEX for mkl_zbsrsm.</p> <p>Array containing elements of non-zero blocks of the matrix <i>A</i>. Its length is equal to the <i>ABAB</i> number <i>ABAB</i> of non-zero blocks in the matrix <i>A</i> multiplied by <i>lb*lb</i>. Refer to the <i>values</i> array description in BSR Format for more details.</p>
<i>indx</i>	<p>INTEGER. Array containing the column indices for each non-zero block in the matrix <i>A</i>. Its length is equal to the number of non-zero blocks in the matrix <i>A</i>. Refer to the <i>columns</i> array description in BSR Format for more details.</p>
<i>pntrb</i>	<p>INTEGER. Array of length <i>m</i>.</p> <p>For one-based indexing: this array contains row indices, such that $\text{pntrb}(i) - \text{pntrb}(1) + 1$ is the first index of block row <i>i</i> in the array <i>indx</i>.</p>

For zero-based indexing: this array contains row indices, such that $pntreb(i) - pntreb(0)$ is the first index of block row i in the array $indx$.

Refer to *pointerB* array description in [BSR Format](#) for more details.

pntre

INTEGER. Array of length m .

For one-based indexing this array contains row indices, such that $pntre(i) - pntreb(1)$ is the last index of block row i in the array $indx$.

For zero-based indexing this array contains row indices, such that $pntre(i) - pntreb(0) - 1$ is the last index of block row i in the array $indx$.

Refer to *pointerE* array description in [BSR Format](#) for more details.

b

REAL for mkl_sbsrsm.

DOUBLE PRECISION for mkl_dbsrsm.

COMPLEX for mkl_cbsrsm.

DOUBLE COMPLEX for mkl_zbsrsm.

Array, DIMENSION (ldb, n) for one-based indexing,

DIMENSION (m, ldb) for zero-based indexing.

On entry the leading m -by- n part of the array b must contain the matrix B .

ldb

INTEGER. Specifies the first dimension (in blocks) of b as declared in the calling (sub)program.

ldc

INTEGER. Specifies the first dimension (in blocks) of c as declared in the calling (sub)program.

Output Parameters

c

REAL for mkl_sbsrsm.

DOUBLE PRECISION for mkl_dbsrsm.

COMPLEX for mkl_cbsrsm.

DOUBLE COMPLEX for mkl_zbsrsm.

Array, DIMENSION (ldc, n) for one-based indexing,

DIMENSION (m, ldc) for zero-based indexing.

The leading m -by- n part of the array c contains the output matrix C .

Interfaces

FORTRAN 77:

```
SUBROUTINE mkl_sbsrsm(transa, m, n, lb, alpha, matdescra, val, indx, pntreb, pntre, b, ldb,
c, ldc)
```

```
CHARACTER*1      transa
CHARACTER        matdescra(*)
INTEGER          m, n, lb, ldb, ldc
INTEGER          indx(*), pntreb(m), pntre(m)
REAL             alpha
REAL             val(*), b(ldb,*), c(ldc,*)
```

```
SUBROUTINE mkl_dbsrsm(transa, m, n, lb, alpha, matdescra, val, indx, pntreb, pntre, b, ldb,
c, ldc)
```

```
CHARACTER*1      transa
CHARACTER        matdescra(*)
INTEGER          m, n, lb, ldb, ldc
INTEGER          indx(*), pntreb(m), pntre(m)
DOUBLE PRECISION alpha
DOUBLE PRECISION val(*), b(ldb,*), c(ldc,*)
```

```
SUBROUTINE mkl_cbsrsm(transa, m, n, lb, alpha, matdescra, val, indx, pntreb, pntre, b, ldb,
c, ldc)
```

```
CHARACTER*1      transa
CHARACTER        matdescra(*)
INTEGER          m, n, lb, ldb, ldc
INTEGER          indx(*), pntreb(m), pntre(m)
COMPLEX          alpha
COMPLEX          val(*), b(ldb,*), c(ldc,*)
```

```
SUBROUTINE mkl_zbsrsm(transa, m, n, lb, alpha, matdescra, val, indx, pntreb, pntre, b, ldb,
c, ldc)
```

```
CHARACTER*1      transa
```

```

CHARACTER      matdescra(*)
INTEGER        m, n, lb, ldb, ldc
INTEGER        indx(*), pntrb(m), pntre(m)
DOUBLE COMPLEX      alpha
DOUBLE COMPLEX      val(*), b(ldb,*), c(ldc,*)

```

C:

```

void mkl_sbsrsm(char *transa, int *m, int *n, int *lb, float *alpha, char *matdescra,
float *val, int *indx, int *pntrb, int *pntre, float *b, int *ldb, float *c, int *ldc);
void mkl_dbsrsm(char *transa, int *m, int *n, int *lb, double *alpha, char *matdescra,
double *val, int *indx, int *pntrb, int *pntre, double *b, int *ldb, double *c, int *ldc);
void mkl_cbsrsm(char *transa, int *m, int *n, int *lb, MKL_Complex8 *alpha, char *matdescra,
MKL_Complex8 *val, int *indx, int *pntrb, int *pntre, MKL_Complex8 *b, int *ldb,
MKL_Complex8 *c, int *ldc);
void mkl_zbsrsm(char *transa, int *m, int *n, int *lb, MKL_Complex16 *alpha, char *matdescra,
MKL_Complex16 *val, int *indx, int *pntrb, int *pntre, MKL_Complex16 *b, int *ldb,
MKL_Complex16 *c, int *ldc);

```

mkl_?diamv

Computes matrix - vector product for a sparse matrix in the diagonal format with one-based indexing.

Syntax

Fortran:

```

call mkl_sdiamv(transa, m, k, alpha, matdescra, val, lval, idiag, ndiag, x,
beta, y)
call mkl_ddiamv(transa, m, k, alpha, matdescra, val, lval, idiag, ndiag, x,
beta, y)
call mkl_cdiamv(transa, m, k, alpha, matdescra, val, lval, idiag, ndiag, x,
beta, y)

```

```
call mkl_zdiamv(transa, m, k, alpha, matdescra, val, lval, idiag, ndiag, x,
beta, y)
```

C:

```
mkl_sdiamv(&transa, &m, &k, &alpha, matdescra, val, &lval, idiag, &ndiag, x,
&beta, y);
```

```
mkl_ddiamv(&transa, &m, &k, &alpha, matdescra, val, &lval, idiag, &ndiag, x,
&beta, y);
```

```
mkl_cdiamv(&transa, &m, &k, &alpha, matdescra, val, &lval, idiag, &ndiag, x,
&beta, y);
```

```
mkl_zdiamv(&transa, &m, &k, &alpha, matdescra, val, &lval, idiag, &ndiag, x,
&beta, y);
```

Description

This routine is declared in `mkl_spblas.fi` for FORTRAN 77 interface and in `mkl_spblas.h` for C interface.

The `mkl_?diamv` routine performs a matrix-vector operation defined as

$$y := \alpha A x + \beta y$$

or

$$y := \alpha A' x + \beta y,$$

where:

α and β are scalars,

x and y are vectors,

A is an m -by- k sparse matrix stored in the diagonal format, A' is the transpose of A .



NOTE. This routine supports only one-based indexing of the input arrays.

Input Parameters

Parameter descriptions are common for all implemented interfaces with the exception of data types that refer here to the FORTRAN 77 standard types. Data types specific to the different interfaces are described in the section “**Interfaces**” below.

transa CHARACTER*1. Specifies the operation.

	<p>If <i>transa</i> = 'N' or 'n', then $y := \alpha * A * x + \beta * y$, If <i>transa</i> = 'T' or 't' or 'C' or 'c', then $y := \alpha * A' * x + \beta * y$.</p>
<i>m</i>	INTEGER. Number of rows of the matrix <i>A</i> .
<i>k</i>	INTEGER. Number of columns of the matrix <i>A</i> .
<i>alpha</i>	<p>REAL for mkl_sdiamv. DOUBLE PRECISION for mkl_ddiamv. COMPLEX for mkl_cdiamv. DOUBLE COMPLEX for mkl_zdiamv. Specifies the scalar <i>alpha</i>.</p>
<i>matdescra</i>	<p>CHARACTER. Array of six elements, specifies properties of the matrix used for operation. Only first four array elements are used, their possible values are given in Table 2-6 . Possible combinations of element values of this parameter are given in Table 2-7 .</p>
<i>val</i>	<p>REAL for mkl_sdiamv. DOUBLE PRECISION for mkl_ddiamv. COMPLEX for mkl_cdiamv. DOUBLE COMPLEX for mkl_zdiamv. Two-dimensional array of size <i>lval</i> by <i>ndiag</i>, contains non-zero diagonals of the matrix <i>A</i>. Refer to <i>values</i> array description in Diagonal Storage Scheme for more details.</p>
<i>lval</i>	<p>INTEGER. Leading dimension of <i>val</i>, $lval \geq m$. Refer to <i>lval</i> description in Diagonal Storage Scheme for more details.</p>
<i>idiag</i>	<p>INTEGER. Array of length <i>ndiag</i>, contains the distances between main diagonal and each non-zero diagonals in the matrix <i>A</i>. Refer to <i>distance</i> array description in Diagonal Storage Scheme for more details.</p>
<i>ndiag</i>	<p>INTEGER. Specifies the number of non-zero diagonals of the matrix <i>A</i>.</p>
<i>x</i>	<p>REAL for mkl_sdiamv. DOUBLE PRECISION for mkl_ddiamv. COMPLEX for mkl_cdiamv. DOUBLE COMPLEX for mkl_zdiamv.</p>

Array, DIMENSION at least k if $transa = 'N'$ or $'n'$, and at least m otherwise. On entry, the array x must contain the vector x .

β REAL for mkl_sdiamv.
 DOUBLE PRECISION for mkl_ddiamv.
 COMPLEX for mkl_cdiamv.
 DOUBLE COMPLEX for mkl_zdiamv.

Specifies the scalar β .

y REAL for mkl_sdiamv.
 DOUBLE PRECISION for mkl_ddiamv.
 COMPLEX for mkl_cdiamv.
 DOUBLE COMPLEX for mkl_zdiamv.

Array, DIMENSION at least m if $transa = 'N'$ or $'n'$, and at least k otherwise. On entry, the array y must contain the vector y .

Output Parameters

y Overwritten by the updated vector y .

Interfaces

FORTRAN 77:

```
SUBROUTINE mkl_sdiamv(transa, m, k, alpha, matdescra, val, lval, idiag,
ndiag, x, beta, y)
    CHARACTER*1    transa
    CHARACTER      matdescra(*)
    INTEGER        m, k, lval, ndiag
    INTEGER        idiag(*)
    REAL           alpha, beta
    REAL           val(lval,*), x(*), y(*)
SUBROUTINE mkl_ddiamv(transa, m, k, alpha, matdescra, val, lval, idiag,
ndiag, x, beta, y)
    CHARACTER*1    transa
    CHARACTER      matdescra(*)
    INTEGER        m, k, lval, ndiag
    INTEGER        idiag(*)
    DOUBLE PRECISION    alpha, beta
    DOUBLE PRECISION    val(lval,*), x(*), y(*)
SUBROUTINE mkl_cdiamv(transa, m, k, alpha, matdescra, val, lval, idiag,
ndiag, x, beta, y)
    CHARACTER*1    transa
    CHARACTER      matdescra(*)
    INTEGER        m, k, lval, ndiag
    INTEGER        idiag(*)
    COMPLEX        alpha, beta
    COMPLEX        val(lval,*), x(*), y(*)
SUBROUTINE mkl_zdiamv(transa, m, k, alpha, matdescra, val, lval, idiag,
```

```

ndiag, x, beta, y)
    CHARACTER*1   transa
    CHARACTER      matdescra(*)
    INTEGER        m, k, lval, ndiag
    INTEGER        idiag(*)
    DOUBLE COMPLEX      alpha, beta
    DOUBLE COMPLEX      val(lval,*), x(*), y(*)

```

C:

```

void mkl_sdiamv(char *transa, int *m, int *k, float *alpha,
char *matdescra, float *val, int *lval, int *idiag,
int *ndiag, float *x, float *beta, float *y);
void mkl_ddiamv(char *transa, int *m, int *k, double *alpha,
char *matdescra, double *val, int *lval, int *idiag,
int *ndiag, double *x, double *beta, double *y);
void mkl_cdiamv(char *transa, int *m, int *k, MKL_Complex8 *alpha,
char *matdescra, MKL_Complex8 *val, int *lval, int *idiag,
int *ndiag, MKL_Complex8 *x, MKL_Complex8 *beta, MKL_Complex8 *y);
void mkl_zdiamv(char *transa, int *m, int *k, MKL_Complex16 *alpha,
char *matdescra, MKL_Complex16 *val, int *lval, int *idiag,
int *ndiag, MKL_Complex16 *x, MKL_Complex16 *beta, MKL_Complex16 *y);

```

mkl_?skymv

Computes matrix - vector product for a sparse matrix in the skyline storage format with one-based indexing.

Syntax**Fortran:**

```
call mkl_sskymv(transa, m, k, alpha, matdescra, val, pntr, x, beta, y)
```

```
call mkl_dskymv(transa, m, k, alpha, matdescra, val, pntr, x, beta, y)
call mkl_cskymv(transa, m, k, alpha, matdescra, val, pntr, x, beta, y)
call mkl_zskymv(transa, m, k, alpha, matdescra, val, pntr, x, beta, y)
```

C:

```
mkl_sskymv(&transa, &m, &k, &alpha, matdescra, val, pntr, x, &beta, y);
mkl_dskymv(&transa, &m, &k, &alpha, matdescra, val, pntr, x, &beta, y);
mkl_cskymv(&transa, &m, &k, &alpha, matdescra, val, pntr, x, &beta, y);
mkl_zskymv(&transa, &m, &k, &alpha, matdescra, val, pntr, x, &beta, y);
```

Description

This routine is declared in `mkl_spblas.fi` for FORTRAN 77 interface and in `mkl_spblas.h` for C interface.

The `mkl_?skymv` routine performs a matrix-vector operation defined as

$$y := \alpha A x + \beta y$$

or

$$y := \alpha A' x + \beta y,$$

where:

α and β are scalars,

x and y are vectors,

A is an m -by- k sparse matrix stored using the skyline storage scheme, A' is the transpose of A .



NOTE. This routine supports only one-based indexing of the input arrays.

Input Parameters

Parameter descriptions are common for all implemented interfaces with the exception of data types that refer here to the FORTRAN 77 standard types. Data types specific to the different interfaces are described in the section “**Interfaces**” below.

<i>transa</i>	CHARACTER*1. Specifies the operation. If <i>transa</i> = 'N' or 'n', then $y := \alpha A x + \beta y$
---------------	--

If *transa* = 'T' or 't' or 'C' or 'c', then $y := \alpha * A' * x + \beta * y$,

m INTEGER. Number of rows of the matrix *A*.

k INTEGER. Number of columns of the matrix *A*.

alpha REAL for mkl_sskymv.
DOUBLE PRECISION for mkl_dskymv.
COMPLEX for mkl_cskymv.
DOUBLE COMPLEX for mkl_zskymv.
Specifies the scalar *alpha*.

matdescra CHARACTER. Array of six elements, specifies properties of the matrix used for operation. Only first four array elements are used, their possible values are given in [Table 2-6](#) . Possible combinations of element values of this parameter are given in [Table 2-7](#) .



NOTE. General matrices (*matdescra* (1)='G') is not supported.

val REAL for mkl_sskymv.
DOUBLE PRECISION for mkl_dskymv.
COMPLEX for mkl_cskymv.
DOUBLE COMPLEX for mkl_zskymv.
Array containing the set of elements of the matrix *A* in the skyline profile form.
If *matdescrsa*(2) = 'L', then *val* contains elements from the low triangle of the matrix *A*.
If *matdescrsa*(2) = 'U', then *val* contains elements from the upper triangle of the matrix *A*.
Refer to *values* array description in [Skyline Storage Scheme](#) for more details.

pntr INTEGER. Array of length (*m+m*) for lower triangle, and (*k+k*) for upper triangle.
It contains the indices specifying in the *val* the positions of the first element in each row (column) of the matrix *A*. Refer to *pointers* array description in [Skyline Storage Scheme](#) for more details.

x	<p>REAL for mkl_sskymv. DOUBLE PRECISION for mkl_dskymv. COMPLEX for mkl_cskymv. DOUBLE COMPLEX for mkl_zskymv. Array, DIMENSION at least k if $transa = 'N'$ or $'n'$ and at least m otherwise. On entry, the array x must contain the vector x.</p>
$beta$	<p>REAL for mkl_sskymv. DOUBLE PRECISION for mkl_dskymv. COMPLEX for mkl_cskymv. DOUBLE COMPLEX for mkl_zskymv. Specifies the scalar $beta$.</p>
y	<p>REAL for mkl_sskymv. DOUBLE PRECISION for mkl_dskymv. COMPLEX for mkl_cskymv. DOUBLE COMPLEX for mkl_zskymv. Array, DIMENSION at least m if $transa = 'N'$ or $'n'$ and at least k otherwise. On entry, the array y must contain the vector y.</p>

Output Parameters

y	Overwritten by the updated vector y .
-----	---

Interfaces

FORTRAN 77:

```
SUBROUTINE mkl_sskymv(transa, m, k, alpha, matdescra, val, pntr, x, beta, y)
```

```
  CHARACTER*1  transa
  CHARACTER    matdescra(*)
  INTEGER      m, k
  INTEGER      pntr(*)
  REAL         alpha, beta
  REAL         val(*), x(*), y(*)
```

```
SUBROUTINE mkl_dskymv(transa, m, k, alpha, matdescra, val, pntr, x, beta, y)
```

```
  CHARACTER*1  transa
  CHARACTER    matdescra(*)
  INTEGER      m, k
  INTEGER      pntr(*)
  DOUBLE PRECISION  alpha, beta
  DOUBLE PRECISION  val(*), x(*), y(*)
```

```
SUBROUTINE mkl_cdskymv(transa, m, k, alpha, matdescra, val, pntr, x, beta, y)
```

```
  CHARACTER*1  transa
  CHARACTER    matdescra(*)
  INTEGER      m, k
  INTEGER      pntr(*)
  COMPLEX      alpha, beta
  COMPLEX      val(*), x(*), y(*)
```

```
SUBROUTINE mkl_zskymv(transa, m, k, alpha, matdescra, val, pntr, x, beta, y)
```

```
  CHARACTER*1  transa
  CHARACTER    matdescra(*)
  INTEGER      m, k
```

```

INTEGER      pntr(*)
DOUBLE COMPLEX      alpha, beta
DOUBLE COMPLEX      val(*), x(*), y(*)

```

C:

```

void mkl_sskymv (char *transa, int *m, int *k, float *alpha, char *matdescra,
float *val, int *pntr, float *x, float *beta, float *y);
void mkl_dskymv (char *transa, int *m, int *k, double *alpha, char *matdescra,
double *val, int *pntr, double *x, double *beta, double *y);
void mkl_cskymv (char *transa, int *m, int *k, MKL_Complex8 *alpha, char *matdescra,
MKL_Complex8 *val, int *pntr, MKL_Complex8 *x, MKL_Complex8 *beta, MKL_Complex8 *y);
void mkl_zskymv (char *transa, int *m, int *k, MKL_Complex16 *alpha, char *matdescra,
MKL_Complex16 *val, int *pntr, MKL_Complex16 *x, MKL_Complex16 *beta, MKL_Complex16 *y);

```

mkl_?diasv

Solves a system of linear equations for a sparse matrix in the diagonal format with one-based indexing.

Syntax

Fortran:

```

call mkl_sdiasv(transa, m, alpha, matdescra, val, lval, idiag, ndiag, x, y)
call mkl_ddiasv(transa, m, alpha, matdescra, val, lval, idiag, ndiag, x, y)
call mkl_cdiasv(transa, m, alpha, matdescra, val, lval, idiag, ndiag, x, y)
call mkl_zdiasv(transa, m, alpha, matdescra, val, lval, idiag, ndiag, x, y)

```

C:

```

mkl_sdiasv(&transa, &m, &alpha, matdescra, val, &lval, idiag, &ndiag, x, y);
mkl_ddiasv(&transa, &m, &alpha, matdescra, val, &lval, idiag, &ndiag, x, y);
mkl_cdiasv(&transa, &m, &alpha, matdescra, val, &lval, idiag, &ndiag, x, y);
mkl_zdiasv(&transa, &m, &alpha, matdescra, val, &lval, idiag, &ndiag, x, y);

```

Description

This routine is declared in `mkl_spblas.fi` for FORTRAN 77 interface and in `mkl_spblas.h` for C interface.

The `mkl_?diasv` routine solves a system of linear equations with matrix-vector operations for a sparse matrix stored in the diagonal format:

`y := alpha*inv(A)*x`

or

`y := alpha*inv(A')* x,`

where:

alpha is scalar, *x* and *y* are vectors, *A* is a sparse upper or lower triangular matrix with unit or non-unit main diagonal, *A'* is the transpose of *A*.



NOTE. This routine supports only one-based indexing of the input arrays.

Input Parameters

Parameter descriptions are common for all implemented interfaces with the exception of data types that refer here to the FORTRAN 77 standard types. Data types specific to the different interfaces are described in the section “**Interfaces**” below.

<i>transa</i>	<p>CHARACTER*1. Specifies the system of linear equations.</p> <p>If <i>transa</i> = 'N' or 'n', then <i>y</i> := <i>alpha*inv(A)*x</i></p> <p>If <i>transa</i> = 'T' or 't' or 'C' or 'c', then <i>y</i> := <i>alpha*inv(A')*x,</i></p>
<i>m</i>	<p>INTEGER. Number of rows of the matrix <i>A</i>.</p>
<i>alpha</i>	<p>REAL for <code>mkl_sdiasv</code>.</p> <p>DOUBLE PRECISION for <code>mkl_ddiasv</code>.</p> <p>COMPLEX for <code>mkl_cdiasv</code>.</p> <p>DOUBLE COMPLEX for <code>mkl_zdiasv</code>.</p> <p>Specifies the scalar <i>alpha</i>.</p>
<i>matdescra</i>	<p>CHARACTER. Array of six elements, specifies properties of the matrix used for operation. Only first four array elements are used, their possible values are given in Table 2-6 . Possible combinations of element values of this parameter are given in Table 2-7 .</p>

<i>val</i>	<p>REAL for mkl_sdiasv. DOUBLE PRECISION for mkl_ddiasv. COMPLEX for mkl_cdiasv. DOUBLE COMPLEX for mkl_zdiasv. Two-dimensional array of size <i>lval</i> by <i>ndiag</i>, contains non-zero diagonals of the matrix <i>A</i>. Refer to <i>values</i> array description in Diagonal Storage Scheme for more details.</p>
<i>lval</i>	<p>INTEGER. Leading dimension of <i>val</i>, $lval \geq m$. Refer to <i>lval</i> description in Diagonal Storage Scheme for more details.</p>
<i>idiag</i>	<p>INTEGER. Array of length <i>ndiag</i>, contains the distances between main diagonal and each non-zero diagonals in the matrix <i>A</i>.</p>



NOTE. All elements of this array must be sorted in increasing order.

Refer to *distance* array description in [Diagonal Storage Scheme](#) for more details.

<i>ndiag</i>	<p>INTEGER. Specifies the number of non-zero diagonals of the matrix <i>A</i>.</p>
<i>x</i>	<p>REAL for mkl_sdiasv. DOUBLE PRECISION for mkl_ddiasv. COMPLEX for mkl_cdiasv. DOUBLE COMPLEX for mkl_zdiasv. Array, DIMENSION at least <i>m</i>. On entry, the array <i>x</i> must contain the vector <i>x</i>. The elements are accessed with unit increment.</p>
<i>y</i>	<p>REAL for mkl_sdiasv. DOUBLE PRECISION for mkl_ddiasv. COMPLEX for mkl_cdiasv. DOUBLE COMPLEX for mkl_zdiasv. Array, DIMENSION at least <i>m</i>. On entry, the array <i>y</i> must contain the vector <i>y</i>. The elements are accessed with unit increment.</p>

Output Parameters

y Contains solution vector x .

Interfaces

FORTRAN 77:

```
SUBROUTINE mkl_sdiasv(transa, m, alpha, matdescra, val, lval, idiag, ndiag, x, y)
```

```
    CHARACTER*1    transa  
    CHARACTER      matdescra(*)  
    INTEGER        m, lval, ndiag  
    INTEGER        idiag(*)  
    REAL           alpha  
    REAL           val(lval,*), x(*), y(*)
```

```
SUBROUTINE mkl_ddiasv(transa, m, alpha, matdescra, val, lval, idiag, ndiag, x, y)
```

```
    CHARACTER*1    transa  
    CHARACTER      matdescra(*)  
    INTEGER        m, lval, ndiag  
    INTEGER        idiag(*)  
    DOUBLE PRECISION    alpha  
    DOUBLE PRECISION    val(lval,*), x(*), y(*)
```

```
SUBROUTINE mkl_cdiasv(transa, m, alpha, matdescra, val, lval, idiag, ndiag, x, y)
```

```
    CHARACTER*1    transa  
    CHARACTER      matdescra(*)  
    INTEGER        m, lval, ndiag  
    INTEGER        idiag(*)  
    COMPLEX        alpha  
    COMPLEX        val(lval,*), x(*), y(*)
```

```
SUBROUTINE mkl_zdiasv(transa, m, alpha, matdescra, val, lval, idiag, ndiag, x, y)
```

```
    CHARACTER*1    transa  
    CHARACTER      matdescra(*)  
    INTEGER        m, lval, ndiag
```



```

INTEGER      inddiag(*)
DOUBLE COMPLEX      alpha
DOUBLE COMPLEX      val(lval,*), x(*), y(*)

```

C:

```

void mkl_sdiasv(char *transa, int *m, float *alpha, char *matdescra,
float *val, int *lval, int *idiag, int *ndiag, float *x, float *y);
void mkl_ddiasv(char *transa, int *m, double *alpha, char *matdescra,
double *val, int *lval, int *idiag, int *ndiag, double *x, double *y);
void mkl_cdiasv(char *transa, int *m, MKL_Complex8 *alpha, char *matdescra,
MKL_Complex8 *val, int *lval, int *idiag, int *ndiag, MKL_Complex8 *x, MKL_Complex8 *y);
void mkl_zdiasv(char *transa, int *m, MKL_Complex16 *alpha, char *matdescra,
MKL_Complex16 *val, int *lval, int *idiag, int *ndiag, MKL_Complex16 *x, MKL_Complex16 *y);

```

mkl_?skysv

Solves a system of linear equations for a sparse matrix in the skyline format with one-based indexing.

Syntax**Fortran:**

```

call mkl_sskysv(transa, m, alpha, matdescra, val, pntr, x, y)
call mkl_dskysv(transa, m, alpha, matdescra, val, pntr, x, y)
call mkl_cskysv(transa, m, alpha, matdescra, val, pntr, x, y)
call mkl_zskysv(transa, m, alpha, matdescra, val, pntr, x, y)

```

C:

```

mkl_sskysv(&transa, &m, &alpha, matdescra, val, pntr, x, y);
mkl_dskysv(&transa, &m, &alpha, matdescra, val, pntr, x, y);
mkl_cskysv(&transa, &m, &alpha, matdescra, val, pntr, x, y);
mkl_zskysv(&transa, &m, &alpha, matdescra, val, pntr, x, y);

```

Description

This routine is declared in `mkl_spblas.fi` for FORTRAN 77 interface and in `mkl_spblas.h` for C interface.

The `mkl_?skysv` routine solves a system of linear equations with matrix-vector operations for a sparse matrix in the skyline storage format:

$y := \alpha * \text{inv}(A) * x$

or

$y := \alpha * \text{inv}(A') * x,$

where:

α is scalar, x and y are vectors, A is a sparse upper or lower triangular matrix with unit or non-unit main diagonal, A' is the transpose of A .



NOTE. This routine supports only one-based indexing of the input arrays.

Input Parameters

Parameter descriptions are common for all implemented interfaces with the exception of data types that refer here to the FORTRAN 77 standard types. Data types specific to the different interfaces are described in the section “**Interfaces**” below.

<i>transa</i>	<p>CHARACTER*1. Specifies the system of linear equations.</p> <p>If <i>transa</i> = 'N' or 'n', then $y := \alpha * \text{inv}(A) * x$</p> <p>If <i>transa</i> = 'T' or 't' or 'C' or 'c', then $y := \alpha * \text{inv}(A') * x,$</p>
<i>m</i>	INTEGER. Number of rows of the matrix <i>A</i> .
<i>alpha</i>	<p>REAL for <code>mkl_sskysv</code>.</p> <p>DOUBLE PRECISION for <code>mkl_dskysv</code>.</p> <p>COMPLEX for <code>mkl_cskysv</code>.</p> <p>DOUBLE COMPLEX for <code>mkl_zskysv</code>.</p> <p>Specifies the scalar <i>alpha</i>.</p>
<i>matdescra</i>	<p>CHARACTER. Array of six elements, specifies properties of the matrix used for operation. Only first four array elements are used, their possible values are given in Table 2-6 .</p> <p>Possible combinations of element values of this parameter are given in Table 2-7 .</p>



NOTE. General matrices (*matdescra* (1)='G') is not supported.

val REAL for mkl_sskysv.
DOUBLE PRECISION for mkl_dskysv.
COMPLEX for mkl_cskysv.
DOUBLE COMPLEX for mkl_zskysv.
Array containing the set of elements of the matrix *A* in the skyline profile form.
If *matdescrsa*(2)= 'L', then *val* contains elements from the low triangle of the matrix *A*.
If *matdescrsa*(2)= 'U', then *val* contains elements from the upper triangle of the matrix *A*.
Refer to *values* array description in [Skyline Storage Scheme](#) for more details.

pntr INTEGER. Array of length (*m+m*) for lower triangle, and (*k+k*) for upper triangle.
It contains the indices specifying in the *val* the positions of the first element in each row (column) of the matrix *A*. Refer to *pointers* array description in [Skyline Storage Scheme](#) for more details.

x REAL for mkl_sskysv.
DOUBLE PRECISION for mkl_dskysv.
COMPLEX for mkl_cskysv.
DOUBLE COMPLEX for mkl_zskysv.
Array, DIMENSION at least *m*.
On entry, the array *x* must contain the vector *x*. The elements are accessed with unit increment.

y REAL for mkl_sskysv.
DOUBLE PRECISION for mkl_dskysv.
COMPLEX for mkl_cskysv.
DOUBLE COMPLEX for mkl_zskysv.
Array, DIMENSION at least *m*.
On entry, the array *y* must contain the vector *y*. The elements are accessed with unit increment.

Output Parameters

y Contains solution vector x .

Interfaces

FORTRAN 77:

```
SUBROUTINE mkl_sskysv(transa, m, alpha, matdescra, val, pntr, x, y)
```

```
  CHARACTER*1  transa
```

```
  CHARACTER    matdescra(*)
```

```
  INTEGER      m
```

```
  INTEGER      pntr(*)
```

```
  REAL         alpha
```

```
  REAL         val(*), x(*), y(*)
```

```
SUBROUTINE mkl_dskysv(transa, m, alpha, matdescra, val, pntr, x, y)
```

```
  CHARACTER*1  transa
```

```
  CHARACTER    matdescra(*)
```

```
  INTEGER      m
```

```
  INTEGER      pntr(*)
```

```
  DOUBLE PRECISION  alpha
```

```
  DOUBLE PRECISION  val(*), x(*), y(*)
```

```
SUBROUTINE mkl_cskysv(transa, m, alpha, matdescra, val, pntr, x, y)
```

```
  CHARACTER*1  transa
```

```
  CHARACTER    matdescra(*)
```

```
  INTEGER      m
```

```
  INTEGER      pntr(*)
```

```
  COMPLEX      alpha
```

```
  COMPLEX      val(*), x(*), y(*)
```

```
SUBROUTINE mkl_zskysv(transa, m, alpha, matdescra, val, pntr, x, y)
```

```
  CHARACTER*1  transa
```

```
  CHARACTER    matdescra(*)
```

```
  INTEGER      m
```

```

INTEGER      pntr(*)
DOUBLE COMPLEX      alpha
DOUBLE COMPLEX      val(*), x(*), y(*)

```

C:

```

void mkl_sskysv(char *transa, int *m, float *alpha, char *matdescra,
float *val, int *pntr, float *x, float *y);
void mkl_dskysv(char *transa, int *m, double *alpha, char *matdescra,
double *val, int *pntr, double *x, double *y);
void mkl_cskysv(char *transa, int *m, MKL_Complex8 *alpha, char *matdescra,
MKL_Complex8 *val, int *pntr, MKL_Complex8 *x, MKL_Complex8 *y);
void mkl_zskysv(char *transa, int *m, MKL_Complex16 *alpha, char *matdescra,
MKL_Complex16 *val, int *pntr, MKL_Complex16 *x, MKL_Complex16 *y);

```

mkl_?diamm

Computes matrix-matrix product of a sparse matrix stored in the diagonal format with one-based indexing.

Syntax

Fortran:

```

call mkl_sdiamm(transa, m, n, k, alpha, matdescra, val, lval, idiag, ndiag,
b, ldb, beta, c, ldc)
call mkl_ddiamm(transa, m, n, k, alpha, matdescra, val, lval, idiag, ndiag,
b, ldb, beta, c, ldc)
call mkl_cdiamm(transa, m, n, k, alpha, matdescra, val, lval, idiag, ndiag,
b, ldb, beta, c, ldc)
call mkl_zdiamm(transa, m, n, k, alpha, matdescra, val, lval, idiag, ndiag,
b, ldb, beta, c, ldc)

```

C:

```

mkl_sdiamm(&transa, &m, &n, &k, &alpha, matdescra, val, &lval, idiag, &ndiag,
b, &lodb, &beta, c, &ldc);

mkl_ddiamm(&transa, &m, &n, &k, &alpha, matdescra, val, &lval, idiag, &ndiag,
b, &lodb, &beta, c, &ldc);

mkl_cdiamm(&transa, &m, &n, &k, &alpha, matdescra, val, &lval, idiag, &ndiag,
b, &lodb, &beta, c, &ldc);

mkl_zdiamm(&transa, &m, &n, &k, &alpha, matdescra, val, &lval, idiag, &ndiag,
b, &lodb, &beta, c, &ldc);

```

Description

This routine is declared in `mkl_spblas.fi` for FORTRAN 77 interface and in `mkl_spblas.h` for C interface.

The `mkl_?diamm` routine performs a matrix-matrix operation defined as

$$C := \alpha A * B + \beta A * C$$

or

$$C := \alpha A' * B + \beta A * C,$$

where:

alpha and *beta* are scalars,

B and *C* are dense matrices, *A* is an *m*-by-*k* sparse matrix in the diagonal format, *A'* is the transpose of *A*.



NOTE. This routine supports only one-based indexing of the input arrays.

Input Parameters

Parameter descriptions are common for all implemented interfaces with the exception of data types that refer here to the FORTRAN 77 standard types. Data types specific to the different interfaces are described in the section “**Interfaces**” below.

<i>transa</i>	CHARACTER*1. Specifies the operation. If <i>transa</i> = 'N' or 'n', then $C := \alpha A * B + \beta A * C$, If <i>transa</i> = 'T' or 't' or 'C' or 'c', then $C :=$ $\alpha A' * B + \beta A * C$.
---------------	---

<i>m</i>	INTEGER. Number of rows of the matrix <i>A</i> .
<i>n</i>	INTEGER. Number of columns of the matrix <i>C</i> .
<i>k</i>	INTEGER. Number of columns of the matrix <i>A</i> .
<i>alpha</i>	REAL for mkl_sdiamm. DOUBLE PRECISION for mkl_ddiamm. COMPLEX for mkl_cdiamm. DOUBLE COMPLEX for mkl_zdiamm. Specifies the scalar <i>alpha</i> .
<i>matdescra</i>	CHARACTER. Array of six elements, specifies properties of the matrix used for operation. Only first four array elements are used, their possible values are given in Table 2-6 . Possible combinations of element values of this parameter are given in Table 2-7 .
<i>val</i>	REAL for mkl_sdiamm. DOUBLE PRECISION for mkl_ddiamm. COMPLEX for mkl_cdiamm. DOUBLE COMPLEX for mkl_zdiamm. Two-dimensional array of size <i>lval</i> by <i>ndiag</i> , contains non-zero diagonals of the matrix <i>A</i> . Refer to <i>values</i> array description in Diagonal Storage Scheme for more details.
<i>lval</i>	INTEGER. Leading dimension of <i>val</i> , $lval \geq m$. Refer to <i>lval</i> description in Diagonal Storage Scheme for more details.
<i>idiag</i>	INTEGER. Array of length <i>ndiag</i> , contains the distances between main diagonal and each non-zero diagonals in the matrix <i>A</i> . Refer to <i>distance</i> array description in Diagonal Storage Scheme for more details.
<i>ndiag</i>	INTEGER. Specifies the number of non-zero diagonals of the matrix <i>A</i> .
<i>b</i>	REAL for mkl_sdiamm. DOUBLE PRECISION for mkl_ddiamm. COMPLEX for mkl_cdiamm. DOUBLE COMPLEX for mkl_zdiamm. Array, DIMENSION (<i>ldb</i> , <i>n</i>).

On entry with *transa* = 'N' or 'n', the leading *k*-by-*n* part of the array *b* must contain the matrix *B*, otherwise the leading *m*-by-*n* part of the array *b* must contain the matrix *B*.

<i>ldb</i>	INTEGER. Specifies the first dimension of <i>b</i> as declared in the calling (sub)program.
<i>beta</i>	REAL for mkl_sdiamm. DOUBLE PRECISION for mkl_ddiamm. COMPLEX for mkl_cdiamm. DOUBLE COMPLEX for mkl_zdiamm. Specifies the scalar <i>beta</i> .
<i>c</i>	REAL for mkl_sdiamm. DOUBLE PRECISION for mkl_ddiamm. COMPLEX for mkl_cdiamm. DOUBLE COMPLEX for mkl_zdiamm. Array, DIMENSION (<i>ldc</i> , <i>n</i>). On entry, the leading <i>m</i> -by- <i>n</i> part of the array <i>c</i> must contain the matrix <i>C</i> , otherwise the leading <i>k</i> -by- <i>n</i> part of the array <i>c</i> must contain the matrix <i>C</i> .
<i>ldc</i>	INTEGER. Specifies the first dimension of <i>c</i> as declared in the calling (sub)program.

Output Parameters

<i>c</i>	Overwritten by the matrix (<i>alpha</i> * <i>A</i> * <i>B</i> + <i>beta</i> * <i>C</i>) or (<i>alpha</i> * <i>A</i> '* <i>B</i> + <i>beta</i> * <i>C</i>).
----------	--

Interfaces

FORTRAN 77:

```
SUBROUTINE mkl_sdiamm(transa, m, n, k, alpha, matdescra, val, lval,  
    idiag, ndiag, b, ldb, beta, c, ldc)  
    CHARACTER*1    transa  
    CHARACTER      matdescra(*)  
    INTEGER        m, n, k, ldb, ldc, lval, ndiag  
    INTEGER        idiag(*)  
    REAL           alpha, beta  
    REAL           val(lval,*), b(ldb,*), c(ldc,*)  
SUBROUTINE mkl_ddiamm(transa, m, n, k, alpha, matdescra, val, lval,  
    idiag, ndiag, b, ldb, beta, c, ldc)  
    CHARACTER*1    transa  
    CHARACTER      matdescra(*)  
    INTEGER        m, n, k, ldb, ldc, lval, ndiag  
    INTEGER        idiag(*)  
    DOUBLE PRECISION    alpha, beta  
    DOUBLE PRECISION    val(lval,*), b(ldb,*), c(ldc,*)  
SUBROUTINE mkl_cdiamm(transa, m, n, k, alpha, matdescra, val, lval,  
    idiag, ndiag, b, ldb, beta, c, ldc)  
    CHARACTER*1    transa  
    CHARACTER      matdescra(*)  
    INTEGER        m, n, k, ldb, ldc, lval, ndiag  
    INTEGER        idiag(*)  
    COMPLEX        alpha, beta  
    COMPLEX        val(lval,*), b(ldb,*), c(ldc,*)  
SUBROUTINE mkl_zdiamm(transa, m, n, k, alpha, matdescra, val, lval,
```

```

idiag, ndiag, b, ldb, beta, c, ldc)
CHARACTER*1   transa
CHARACTER      matdescra(*)
INTEGER       m, n, k, ldb, ldc, lval, ndiag
INTEGER       idiag(*)
DOUBLE COMPLEX      alpha, beta
DOUBLE COMPLEX      val(lval,*), b(ldb,*), c(ldc,*)

```

C:

```

void mkl_sdiamm(char *transa, int *m, int *n, int *k, float *alpha,
char *matdescra, float *val, int *lval, int *idiag, int *ndiag,
float *b, int *ldb, float *beta, float *c, int *ldc);
void mkl_ddiamm(char *transa, int *m, int *n, int *k, double *alpha,
char *matdescra, double *val, int *lval, int *idiag, int *ndiag,
double *b, int *ldb, double *beta, double *c, int *ldc);
void mkl_cdiamm(char *transa, int *m, int *n, int *k, MKL_Complex8 *alpha,
char *matdescra, MKL_Complex8 *val, int *lval, int *idiag, int *ndiag,
MKL_Complex8 *b, int *ldb, MKL_Complex8 *beta, MKL_Complex8 *c, int *ldc);
void mkl_zdiamm(char *transa, int *m, int *n, int *k, MKL_Complex16 *alpha,
char *matdescra, MKL_Complex16 *val, int *lval, int *idiag, int *ndiag,
MKL_Complex16 *b, int *ldb, MKL_Complex16 *beta, MKL_Complex16 *c, int *ldc);

```

mkl_?skymm

Computes matrix-matrix product of a sparse matrix stored using the skyline storage scheme with one-based indexing.

Syntax

Fortran:

```
call mkl_sskymm(transa, m, n, k, alpha, matdescra, val, pntr, b, ldb, beta,
c, ldc)

call mkl_dskymm(transa, m, n, k, alpha, matdescra, val, pntr, b, ldb, beta,
c, ldc)

call mkl_cskymm(transa, m, n, k, alpha, matdescra, val, pntr, b, ldb, beta,
c, ldc)

call mkl_zskymm(transa, m, n, k, alpha, matdescra, val, pntr, b, ldb, beta,
c, ldc)
```

C:

```
mkl_sskymm(&transa, &m, &n, &k, &alpha, matdescra, val, pntr, b, &ldb, &beta,
c, &ldc);

mkl_dskymm(&transa, &m, &n, &k, &alpha, matdescra, val, pntr, b, &ldb, &beta,
c, &ldc);

mkl_cskymm(&transa, &m, &n, &k, &alpha, matdescra, val, pntr, b, &ldb, &beta,
c, &ldc);

mkl_zskymm(&transa, &m, &n, &k, &alpha, matdescra, val, pntr, b, &ldb, &beta,
c, &ldc);
```

Description

This routine is declared in `mkl_spblas.fi` for FORTRAN 77 interface and in `mkl_spblas.h` for C interface.

The `mkl_?skymm` routine performs a matrix-matrix operation defined as

$C := \alpha A * B + \beta C$


or

$C := \alpha A' * B + \beta C,$

where:

alpha and *beta* are scalars,

B and *C* are dense matrices, *A* is an *m*-by-*k* sparse matrix in the skyline storage format, *A'* is the transpose of *A*.




NOTE. This routine supports only one-based indexing of the input arrays.

Input Parameters

Parameter descriptions are common for all implemented interfaces with the exception of data types that refer here to the FORTRAN 77 standard types. Data types specific to the different interfaces are described in the section “**Interfaces**” below.

<i>transa</i>	CHARACTER*1. Specifies the operation. If <i>transa</i> = 'N' or 'n', then $C := \alpha * A * B + \beta * C$, If <i>transa</i> = 'T' or 't' or 'C' or 'c', then $C := \alpha * A' * B + \beta * C$,
<i>m</i>	INTEGER. Number of rows of the matrix <i>A</i> .
<i>n</i>	INTEGER. Number of columns of the matrix <i>C</i> .
<i>k</i>	INTEGER. Number of columns of the matrix <i>A</i> .
<i>alpha</i>	REAL for mkl_sskymm. DOUBLE PRECISION for mkl_dskymm. COMPLEX for mkl_cskymm. DOUBLE COMPLEX for mkl_zskymm. Specifies the scalar <i>alpha</i> .
<i>matdescra</i>	CHARACTER. Array of six elements, specifies properties of the matrix used for operation. Only first four array elements are used, their possible values are given in Table 2-6 . Possible combinations of element values of this parameter are given in Table 2-7 .



NOTE. General matrices (*matdescra* (1)='G') is not supported.

<i>val</i>	REAL for mkl_sskymm.
------------	----------------------

	<p>DOUBLE PRECISION for mkl_dskymm. COMPLEX for mkl_cskymm. DOUBLE COMPLEX for mkl_zskymm.</p> <p>Array containing the set of elements of the matrix <i>A</i> in the skyline profile form.</p> <p>If <i>matdescrsa</i>(2) = 'L', then <i>val</i> contains elements from the low triangle of the matrix <i>A</i>.</p> <p>If <i>matdescrsa</i>(2) = 'U', then <i>val</i> contains elements from the upper triangle of the matrix <i>A</i>.</p> <p>Refer to <i>values</i> array description in Skyline Storage Scheme for more details.</p>
<i>pntr</i>	<p>INTEGER. Array of length $(m+m)$ for lower triangle, and $(k+k)$ for upper triangle.</p> <p>It contains the indices specifying in the <i>val</i> the positions of the first element in each row (column) of the matrix <i>A</i>. Refer to <i>pointers</i> array description in Skyline Storage Scheme for more details.</p>
<i>b</i>	<p>REAL for mkl_sskymm. DOUBLE PRECISION for mkl_dskymm. COMPLEX for mkl_cskymm. DOUBLE COMPLEX for mkl_zskymm.</p> <p>Array, DIMENSION (<i>ldb</i>, <i>n</i>).</p> <p>On entry with <i>transa</i> = 'N' or 'n', the leading <i>k</i>-by-<i>n</i> part of the array <i>b</i> must contain the matrix <i>B</i>, otherwise the leading <i>m</i>-by-<i>n</i> part of the array <i>b</i> must contain the matrix <i>B</i>.</p>
<i>ldb</i>	<p>INTEGER. Specifies the first dimension of <i>b</i> as declared in the calling (sub)program.</p>
<i>beta</i>	<p>REAL for mkl_sskymm. DOUBLE PRECISION for mkl_dskymm. COMPLEX for mkl_cskymm. DOUBLE COMPLEX for mkl_zskymm.</p> <p>Specifies the scalar <i>beta</i>.</p>
<i>c</i>	<p>REAL for mkl_sskymm. DOUBLE PRECISION for mkl_dskymm. COMPLEX for mkl_cskymm. DOUBLE COMPLEX for mkl_zskymm.</p>

Array, DIMENSION (ldc, n).

On entry, the leading m -by- n part of the array c must contain the matrix C , otherwise the leading k -by- n part of the array c must contain the matrix C .

ldc

INTEGER. Specifies the first dimension of c as declared in the calling (sub)program.

Output Parameters

c

Overwritten by the matrix $(\alpha * A * B + \beta * C)$ or $(\alpha * A' * B + \beta * C)$.

Interfaces

FORTRAN 77:

```
SUBROUTINE mkl_sskymm(transa, m, n, k, alpha, matdescra, val, pntr, b,  
    ldb, beta, c, ldc)  
    CHARACTER*1    transa  
    CHARACTER      matdescra(*)  
    INTEGER        m, n, k, ldb, ldc  
    INTEGER        pntr(*)  
    REAL           alpha, beta  
    REAL           val(*), b(ldb,*), c(ldc,*)  
SUBROUTINE mkl_dskymm(transa, m, n, k, alpha, matdescra, val, pntr, b,  
    ldb, beta, c, ldc)  
    CHARACTER*1    transa  
    CHARACTER      matdescra(*)  
    INTEGER        m, n, k, ldb, ldc  
    INTEGER        pntr(*)  
    DOUBLE PRECISION    alpha, beta  
    DOUBLE PRECISION    val(*), b(ldb,*), c(ldc,*)  
SUBROUTINE mkl_cskymm(transa, m, n, k, alpha, matdescra, val, pntr, b,  
    ldb, beta, c, ldc)  
    CHARACTER*1    transa  
    CHARACTER      matdescra(*)  
    INTEGER        m, n, k, ldb, ldc  
    INTEGER        pntr(*)  
    COMPLEX        alpha, beta  
    COMPLEX        val(*), b(ldb,*), c(ldc,*)  
SUBROUTINE mkl_zskymm(transa, m, n, k, alpha, matdescra, val, pntr, b,
```



```

ldb, beta, c, ldc)
CHARACTER*1   transa
CHARACTER     matdescra(*)
INTEGER       m, n, k, ldb, ldc
INTEGER       pntr(*)
DOUBLE COMPLEX      alpha, beta
DOUBLE COMPLEX      val(*), b(ldb,*), c(ldc,*)

```

C:

```

void mkl_sskymm(char *transa, int *m, int *n, int *k, float *alpha,
char *matdescra, float *val, int *pntr, float *b, int *ldb,
float *beta, float *c, int *ldc);
void mkl_dskymm(char *transa, int *m, int *n, int *k, double *alpha,
char *matdescra, double *val, int *pntr, double *b, int *ldb,
double *beta, double *c, int *ldc);
void mkl_cskymm(char *transa, int *m, int *n, int *k, MKL_Complex8 *alpha,
char *matdescra, MKL_Complex8 *val, int *pntr, MKL_Complex8 *b, int *ldb,
MKL_Complex8 *beta, MKL_Complex8 *c, int *ldc);
void mkl_zskymm(char *transa, int *m, int *n, int *k, MKL_Complex16 *alpha,
char *matdescra, MKL_Complex16 *val, int *pntr, MKL_Complex16 *b, int *ldb,
MKL_Complex16 *beta, MKL_Complex16 *c, int *ldc);

```

mkl_?diasm

Solves a system of linear matrix equations for a sparse matrix in the diagonal format with one-based indexing.

Syntax

Fortran:

```
call mkl_sdiasm(transa, m, n, alpha, matdescra, val, lval, idiag, ndiag, b,
ldb, c, ldc)

call mkl_ddiasm(transa, m, n, alpha, matdescra, val, lval, idiag, ndiag, b,
ldb, c, ldc)

call mkl_cdiasm(transa, m, n, alpha, matdescra, val, lval, idiag, ndiag, b,
ldb, c, ldc)

call mkl_zdiasm(transa, m, n, alpha, matdescra, val, lval, idiag, ndiag, b,
ldb, c, ldc)
```

C:

```
mkl_ddiasm(&transa, &m, &n, &alpha, matdescra, val, &lval, idiag, &ndiag, b,
&ldb, c, &ldc);

mkl_ddiasm(&transa, &m, &n, &alpha, matdescra, val, &lval, idiag, &ndiag, b,
&ldb, c, &ldc);

mkl_ddiasm(&transa, &m, &n, &alpha, matdescra, val, &lval, idiag, &ndiag, b,
&ldb, c, &ldc);

mkl_ddiasm(&transa, &m, &n, &alpha, matdescra, val, &lval, idiag, &ndiag, b,
&ldb, c, &ldc);
```

Description

This routine is declared in `mkl_spblas.fi` for FORTRAN 77 interface and in `mkl_spblas.h` for C interface.

The `mkl_?diasm` routine solves a system of linear equations with matrix-matrix operations for a sparse matrix in the diagonal format:

$$C := \alpha * \text{inv}(A) * B$$

or

$C := \alpha * \text{inv}(A') * B,$

where:

α is scalar, B and C are dense matrices, A is a sparse upper or lower triangular matrix with unit or non-unit main diagonal, A' is the transpose of A .



NOTE. This routine supports only one-based indexing of the input arrays.

Input Parameters

Parameter descriptions are common for all implemented interfaces with the exception of data types that refer here to the FORTRAN 77 standard types. Data types specific to the different interfaces are described in the section "**Interfaces**" below.

<i>transa</i>	CHARACTER*1. Specifies the system of linear equations. If <i>transa</i> = 'N' or 'n', then $C := \alpha * \text{inv}(A) * B,$ If <i>transa</i> = 'T' or 't' or 'C' or 'c', then $C := \alpha * \text{inv}(A') * B.$
<i>m</i>	INTEGER. Number of rows of the matrix A .
<i>n</i>	INTEGER. Number of columns of the matrix C .
<i>alpha</i>	REAL for mkl_sdiasm. DOUBLE PRECISION for mkl_ddiasm. COMPLEX for mkl_cdiasm. DOUBLE COMPLEX for mkl_zdiasm. Specifies the scalar α .
<i>matdescra</i>	CHARACTER. Array of six elements, specifies properties of the matrix used for operation. Only first four array elements are used, their possible values are given in Table 2-6 . Possible combinations of element values of this parameter are given in Table 2-7 .
<i>val</i>	REAL for mkl_sdiasm. DOUBLE PRECISION for mkl_ddiasm. COMPLEX for mkl_cdiasm. DOUBLE COMPLEX for mkl_zdiasm.

Two-dimensional array of size *lval* by *ndiag*, contains non-zero diagonals of the matrix *A*. Refer to *values* array description in [Diagonal Storage Scheme](#) for more details.

lval INTEGER. Leading dimension of *val*, $lval \geq m$. Refer to *lval* description in [Diagonal Storage Scheme](#) for more details.

idiag INTEGER. Array of length *ndiag*, contains the distances between main diagonal and each non-zero diagonals in the matrix *A*.



NOTE. All elements of this array must be sorted in increasing order.

Refer to *distance* array description in [Diagonal Storage Scheme](#) for more details.

ndiag INTEGER. Specifies the number of non-zero diagonals of the matrix *A*.

b REAL for mkl_sdiasm.
DOUBLE PRECISION for mkl_ddiasm.
COMPLEX for mkl_cdiasm.
DOUBLE COMPLEX for mkl_zdiasm.
Array, DIMENSION (*ldb*, *n*).
On entry the leading *m*-by-*n* part of the array *b* must contain the matrix *B*.

ldb INTEGER. Specifies the first dimension of *b* as declared in the calling (sub)program.

ldc INTEGER. Specifies the first dimension of *c* as declared in the calling (sub)program.

Output Parameters

c REAL for mkl_sdiasm.
DOUBLE PRECISION for mkl_ddiasm.
COMPLEX for mkl_cdiasm.
DOUBLE COMPLEX for mkl_zdiasm.
Array, DIMENSION (*ldc*, *n*).

The leading m -by- n part of the array c contains the matrix C .

Interfaces

FORTRAN 77:

```
SUBROUTINE mkl_sdiasm(transa, m, n, alpha, matdescra, val, lval, idiag,  
    ndiag, b, ldb, c, ldc)  
    CHARACTER*1    transa  
    CHARACTER      matdescra(*)  
    INTEGER        m, n, ldb, ldc, lval, ndiag  
    INTEGER        idiag(*)  
    REAL           alpha  
    REAL           val(lval,*), b(ldb,*), c(ldc,*)  
SUBROUTINE mkl_ddiasm(transa, m, n, alpha, matdescra, val, lval, idiag,  
    ndiag, b, ldb, c, ldc)  
    CHARACTER*1    transa  
    CHARACTER      matdescra(*)  
    INTEGER        m, n, ldb, ldc, lval, ndiag  
    INTEGER        idiag(*)  
    DOUBLE PRECISION    alpha  
    DOUBLE PRECISION    val(lval,*), b(ldb,*), c(ldc,*)  
SUBROUTINE mkl_cdiasm(transa, m, n, alpha, matdescra, val, lval, idiag,  
    ndiag, b, ldb, c, ldc)  
    CHARACTER*1    transa  
    CHARACTER      matdescra(*)  
    INTEGER        m, n, ldb, ldc, lval, ndiag  
    INTEGER        idiag(*)  
    COMPLEX        alpha  
    COMPLEX        val(lval,*), b(ldb,*), c(ldc,*)  
SUBROUTINE mkl_zdiasm(transa, m, n, alpha, matdescra, val, lval, idiag,
```

```

ndiag, b, ldb, c, ldc)
CHARACTER*1   transa
CHARACTER      matdescra(*)
INTEGER       m, n, ldb, ldc, lval, ndiag
INTEGER       idiag(*)
DOUBLE COMPLEX      alpha
DOUBLE COMPLEX      val(lval,*), b(ldb,*), c(ldc,*)

```

C:

```

void mkl_sdiasm(char *transa, int *m, int *n, float *alpha,
char *matdescra, float *val, int *lval, int *idiag, int *ndiag,
float *b, int *ldb, float *c, int *ldc);
void mkl_ddiasm(char *transa, int *m, int *n, double *alpha,
char *matdescra, double *val, int *lval, int *idiag, int *ndiag,
double *b, int *ldb, double *c, int *ldc);
void mkl_cdiasm(char *transa, int *m, int *n, MKL_Complex8 *alpha,
char *matdescra, MKL_Complex8 *val, int *lval, int *idiag, int *ndiag,
MKL_Complex8 *b, int *ldb, MKL_Complex8 *c, int *ldc);
void mkl_zdiasm(char *transa, int *m, int *n, MKL_Complex16 *alpha,
char *matdescra, MKL_Complex16 *val, int *lval, int *idiag, int *ndiag,
MKL_Complex16 *b, int *ldb, MKL_Complex16 *c, int *ldc);

```

mkl_?skysm

Solves a system of linear matrix equations for a sparse matrix stored using the skyline storage scheme with one-based indexing.

Syntax**Fortran:**

```
call mkl_sskysm(transa, m, n, alpha, matdescra, val, pntr, b, ldb, c, ldc)
```

```
call mkl_dskysm(transa, m, n, alpha, matdescra, val, pntr, b, ldb, c, ldc)
call mkl_cskysm(transa, m, n, alpha, matdescra, val, pntr, b, ldb, c, ldc)
call mkl_zskysm(transa, m, n, alpha, matdescra, val, pntr, b, ldb, c, ldc)
```

C:

```
mkl_sskysm(&transa, &m, &n, &alpha, matdescra, val, pntr, b, &ldb, c, &ldc);
mkl_dskysm(&transa, &m, &n, &alpha, matdescra, val, pntr, b, &ldb, c, &ldc);
mkl_cskysm(&transa, &m, &n, &alpha, matdescra, val, pntr, b, &ldb, c, &ldc);
mkl_zskysm(&transa, &m, &n, &alpha, matdescra, val, pntr, b, &ldb, c, &ldc);
```

Description

This routine is declared in `mkl_spblas.fi` for FORTRAN 77 interface and in `mkl_spblas.h` for C interface.

The `mkl_?skysm` routine solves a system of linear equations with matrix-matrix operations for a sparse matrix in the skyline storage format:

$C := \alpha \text{inv}(A) * B$

or

$C := \alpha \text{inv}(A') * B,$

where:

α is scalar, B and C are dense matrices, A is a sparse upper or lower triangular matrix with unit or non-unit main diagonal, A' is the transpose of A .



NOTE. This routine supports only one-based indexing of the input arrays.

Input Parameters

Parameter descriptions are common for all implemented interfaces with the exception of data types that refer here to the FORTRAN 77 standard types. Data types specific to the different interfaces are described in the section “**Interfaces**” below.

<i>transa</i>	CHARACTER*1. Specifies the system of linear equations. If <i>transa</i> = 'N' or 'n', then $C := \alpha \text{inv}(A) * B,$ If <i>transa</i> = 'T' or 't' or 'C' or 'c', then $C :=$ $\alpha \text{inv}(A') * B,$
---------------	--

<i>m</i>	INTEGER. Number of rows of the matrix <i>A</i> .
<i>n</i>	INTEGER. Number of columns of the matrix <i>C</i> .
<i>alpha</i>	REAL for mkl_sskysm. DOUBLE PRECISION for mkl_dskysm. COMPLEX for mkl_cskysm. DOUBLE COMPLEX for mkl_zskysm. Specifies the scalar <i>alpha</i> .
<i>matdescra</i>	CHARACTER. Array of six elements, specifies properties of the matrix used for operation. Only first four array elements are used, their possible values are given in Table 2-6 . Possible combinations of element values of this parameter are given in Table 2-7 .



NOTE. General matrices (*matdescra* (1)='G') is not supported.

<i>val</i>	REAL for mkl_sskysm. DOUBLE PRECISION for mkl_dskysm. COMPLEX for mkl_cskysm. DOUBLE COMPLEX for mkl_zskysm. Array containing the set of elements of the matrix <i>A</i> in the skyline profile form. If <i>matdescrsa</i> (2)= 'L', then <i>val</i> contains elements from the low triangle of the matrix <i>A</i> . If <i>matdescrsa</i> (2)= 'U', then <i>val</i> contains elements from the upper triangle of the matrix <i>A</i> . Refer to <i>values</i> array description in Skyline Storage Scheme for more details.
<i>pntr</i>	INTEGER. Array of length $(m+m)$. It contains the indices specifying in the <i>val</i> the positions of the first non-zero element of each <i>i</i> -row (column) of the matrix <i>A</i> such that <i>pointers</i> (<i>i</i>) - <i>pointers</i> (1)+1. Refer to <i>pointers</i> array description in Skyline Storage Scheme for more details.
<i>b</i>	REAL for mkl_sskysm. DOUBLE PRECISION for mkl_dskysm. COMPLEX for mkl_cskysm.

DOUBLE COMPLEX for mkl_zskysm.

Array, DIMENSION (*ldb*, *n*).

On entry the leading *m*-by-*n* part of the array *b* must contain the matrix *B*.

ldb

INTEGER. Specifies the first dimension of *b* as declared in the calling (sub)program.

ldc

INTEGER. Specifies the first dimension of *c* as declared in the calling (sub)program.

Output Parameters

c

REAL for mkl_sskysm.

DOUBLE PRECISION for mkl_dskysm.

COMPLEX for mkl_cskysm.

DOUBLE COMPLEX for mkl_zskysm.

Array, DIMENSION (*ldc*, *n*).

The leading *m*-by-*n* part of the array *c* contains the matrix *C*.

Interfaces

FORTRAN 77:

```
SUBROUTINE mkl_sskysm(transa, m, n, alpha, matdescra, val, pntr, b, ldb, c, ldc)
  CHARACTER*1  transa
  CHARACTER    matdescra(*)
  INTEGER      m, n, ldb, ldc
  INTEGER      pntr(*)
  REAL         alpha
  REAL         val(*), b(ldb,*), c(ldc,*)

SUBROUTINE mkl_dskysm(transa, m, n, alpha, matdescra, val, pntr, b, ldb, c, ldc)
  CHARACTER*1  transa
  CHARACTER    matdescra(*)
  INTEGER      m, n, ldb, ldc
  INTEGER      pntr(*)
  DOUBLE PRECISION  alpha
  DOUBLE PRECISION  val(*), b(ldb,*), c(ldc,*)

SUBROUTINE mkl_cskysm(transa, m, n, alpha, matdescra, val, pntr, b, ldb, c, ldc)
  CHARACTER*1  transa
  CHARACTER    matdescra(*)
  INTEGER      m, n, ldb, ldc
  INTEGER      pntr(*)
  COMPLEX      alpha
  COMPLEX      val(*), b(ldb,*), c(ldc,*)

SUBROUTINE mkl_zskysm(transa, m, n, alpha, matdescra, val, pntr, b, ldb, c, ldc)
  CHARACTER*1  transa
  CHARACTER    matdescra(*)
```

```

INTEGER      m, n, ldb, ldc
INTEGER      pntr(*)
DOUBLE COMPLEX      alpha
DOUBLE COMPLEX      val(*), b(ldb,*), c(ldc,*)

```

C:

```

void mkl_sskysm(char *transa, int *m, int *n, float *alpha, char *matdescra,
float *val, int *pntr, float *b, int *ldb, float *c, int *ldc);
void mkl_dskysm(char *transa, int *m, int *n, double *alpha, char *matdescra,
double *val, int *pntr, double *b, int *ldb, double *c, int *ldc);
void mkl_cskysm(char *transa, int *m, int *n, MKL_Complex8 *alpha, char *matdescra,
MKL_Complex8 *val, int *pntr, MKL_Complex8 *b, int *ldb, MKL_Complex8 *c, int *ldc);
void mkl_zskysm(char *transa, int *m, int *n, MKL_Complex16 *alpha, char *matdescra,
MKL_Complex16 *val, int *pntr, MKL_Complex16 *b, int *ldb, MKL_Complex16 *c, int *ldc);

```

mkl_ddnscsr

*Convert a sparse matrix in dense representation
to the CSR format and vice versa.*

Syntax

Fortran:

```
call mkl_ddnscsr(job, m, n, adns, lda, acsr, ja, ia, info)
```

C:

```
mkl_ddnscsr(job, &m, &n, adns, &lda, acsr, ja, ia, &info);
```

Description

This routine is declared in `mkl_spbblas.fi` for FORTRAN 77 interface and in `mkl_spbblas.h` for C interface.

This routine converts an sparse matrix stored as a rectangular m-by-n matrix *A* (dense representation) to the compressed sparse row (CSR) format (3-array variation) and vice versa.

Input Parameters

Parameter descriptions are common for all implemented interfaces with the exception of data types that refer here to the FORTRAN 77 standard types. Data types specific to the different interfaces are described in the section **"Interfaces"** below.

<i>job</i>	<p>INTEGER</p> <p>Array, contains the following conversion parameters:</p> <p><i>job</i>(1)</p> <p>If <i>job</i>(1)=0, the rectangular matrix <i>A</i> is converted to the CSR format;</p> <p>if <i>job</i>(1)=1, the rectangular matrix <i>A</i> is restored from the CSR format.</p> <p><i>job</i>(2)</p> <p>If <i>job</i>(2)=0, zero-based indexing for the rectangular matrix <i>A</i> is used;</p> <p>if <i>job</i>(2)=1, one-based indexing for the rectangular matrix <i>A</i> is used.</p> <p><i>job</i>(3)</p> <p>If <i>job</i>(3)=0, zero-based indexing for the matrix in CSR format is used;</p> <p>if <i>job</i>(3)=1, one-based indexing for the matrix in CSR format is used.</p> <p><i>job</i>(4)</p> <p>If <i>job</i>(4)=0, <i>adns</i> is a lower triangular part of matrix <i>A</i>;</p> <p>If <i>job</i>(4)=1, <i>adns</i> is an upper triangular part of matrix <i>A</i>;</p> <p>If <i>job</i>(4)=2, <i>adns</i> is a whole matrix <i>A</i>.</p> <p><i>job</i>(5)</p> <p><i>job</i>(5)=<i>nzmax</i> - maximum number of the non-zero elements allowed if <i>job</i>(1)=0.</p> <p><i>job</i>(6) - job indicator for conversion to CSR format.</p> <p>If <i>job</i>(6)=0, only array <i>ia</i> is generated for the output storage.</p> <p>If <i>job</i>(6)>0, arrays <i>acsr</i>, <i>ia</i>, <i>ja</i> are generated for the output storage.</p>
<i>m</i>	INTEGER. Number of rows of the matrix <i>A</i> .
<i>n</i>	INTEGER. Number of columns of the matrix <i>A</i> .
<i>adns</i>	<p>(input/output)DOUBLE PRECISION.</p> <p>Array containing non-zero elements of the matrix <i>A</i>.</p>

<i>lda</i>	(input/output)INTEGER. Specifies the first dimension of <i>adns</i> as declared in the calling (sub)program, must be at least $\max(1, m)$.
<i>acsr</i>	(input/output)DOUBLE PRECISION. Array containing non-zero elements of the matrix <i>A</i> . Its length is equal to the number of non-zero elements in the matrix <i>A</i> . Refer to <i>values</i> array description in Sparse Matrix Storage Formats for more details.
<i>ja</i>	(input/output)INTEGER. Array containing the column indices for each non-zero element of the matrix <i>A</i> . Its length is equal to the length of the array <i>acsr</i> . Refer to <i>columns</i> array description in Sparse Matrix Storage Formats for more details.
<i>ia</i>	(input/output)INTEGER. Array of length $m + 1$, containing indices of elements in the array <i>acsr</i> , such that <i>ia</i> (<i>I</i>) is the index in the array <i>acsr</i> of the first non-zero element from the row <i>I</i> . The value of the last element <i>ia</i> ($m + 1$) is equal to the number of non-zeros plus one. Refer to <i>rowIndex</i> array description in Sparse Matrix Storage Formats for more details.

Output Parameters

<i>info</i>	INTEGER. Integer info indicator only for restoring the matrix <i>A</i> from the CSR format. If <i>info</i> =0, the execution is successful. If <i>info</i> = <i>i</i> , the routine is interrupted processing the <i>i</i> -th row because there is no space in the arrays <i>adns</i> and <i>ja</i> according to the value <i>nzmax</i> .
-------------	--

Interfaces

FORTRAN 77:

```
SUBROUTINE mkl_ddnscsr(job, m, n, adns, lda, acsr, ja, ia, info)
    INTEGER      job(8)
    INTEGER      m, n, lda, info
    INTEGER      ja(*), ia(m+1)
    DOUBLE PRECISION      adns(*), acsr(*)
```

C:

```
void mkl_ddnscsr(int *job, int *m, int *n, double *adns,
int *lda, double *acsr, double ja, int *ia, int *info);
```

mkl_dcsrcoo

Converts a sparse matrix in the CSR format to the coordinate format and vice versa.

Syntax

Fortran:

```
call mkl_dcsrcoo(job, n, acsr, ja, ia, nnz, acoo, rowind, colind, info)
```

C:

```
mkl_dcsrcoo(job, &n, acsr, ja, ia, &nnz, acoo, rowind, colind, &info);
```

Description

This routine is declared in `mkl_spblas.fi` for FORTRAN 77 interface and in `mkl_spblas.h` for C interface.

This routine converts a sparse matrix *A* stored in the compressed sparse row (CSR) format (3-array variation) to coordinate format and vice versa.

Input Parameters

Parameter descriptions are common for all implemented interfaces with the exception of data types that refer here to the FORTRAN 77 standard types. Data types specific to the different interfaces are described in the section **"Interfaces"** below.

job

INTEGER

Array, contains the following conversion parameters:

job(1)

If $job(1)=0$, the matrix in the CSR format is converted to the coordinate format:

if $job(1)=1$, the matrix in the coordinate format is converted to the CSR format.

job(2)

If $job(2)=0$, zero-based indexing for the matrix in CSR format is used;

if `job(2)=1`, one-based indexing for the matrix in CSR format is used.

job(3)

If $job(3)=0$, zero-based indexing for the matrix in coordinate format is used;

if $job(3)=1$, one-based indexing for the matrix in coordinate format is used.

job(5)

$job(5)=nzmax$ - maximum number of the non-zero elements allowed if $job(1)=0$.

$job(5)=nnz$ - sets number of the non-zero elements of the matrix A if $job(1)=1$.

job(6) - job indicator.

For conversion to the coordinate format:

If $job(6)=1$, only array *rowind* is filled in for the output storage.

If $job(6)=2$, arrays *rowind*, *colind* are filled in for the output storage.

If $job(6)=3$, all arrays *rowind*, *colind*, *acoo* are filled in for the output storage.

For conversion to the CSR format:

If $job(6)=0$, all arrays $acsr$, ja , ia are filled in for the output storage.

If $job(6)=1$, only array ia is filled in for the output storage.

If $job(6)=2$, then it is assumed that the routine already has been called with the $job(6)=1$, and the user allocated the required space for storing the output arrays *acsr* and *ja*.

<i>n</i>	INTEGER. Dimension of the matrix <i>A</i> .
<i>acsr</i>	(input/output) DOUBLE PRECISION. Array containing non-zero elements of the matrix <i>A</i> . Its length is equal to the number of non-zero elements in the matrix <i>A</i> . Refer to <i>values</i> array description in Sparse Matrix Storage Formats for more details.
<i>ja</i>	(input/output) INTEGER. Array containing the column indices for each non-zero element of the matrix <i>A</i> . Its length is equal to the length of the array <i>acsr</i> . Refer to <i>columns</i> array description in Sparse Matrix Storage Formats for more details.
<i>ia</i>	(input/output) INTEGER. Array of length $n + 1$, containing indices of elements in the array <i>acsr</i> , such that $ia(I)$ is the index in the array <i>acsr</i> of the first non-zero element from the row <i>I</i> . The value of the last element $ia(n + 1)$ is equal to the number of non-zeros plus one. Refer to <i>rowIndex</i> array description in Sparse Matrix Storage Formats for more details.
<i>acoo</i>	(input/output) DOUBLE PRECISION. Array containing non-zero elements of the matrix <i>A</i> . Its length is equal to the number of non-zero elements in the matrix <i>A</i> . Refer to <i>values</i> array description in Sparse Matrix Storage Formats for more details.
<i>rowind</i>	(input/output) INTEGER. Array of length <i>nnz</i> , contains the row indices for each non-zero element of the matrix <i>A</i> . Refer to <i>rows</i> array description in Coordinate Format for more details.
<i>colind</i>	(input/output) INTEGER. Array of length <i>nnz</i> , contains the column indices for each non-zero element of the matrix <i>A</i> . Refer to <i>columns</i> array description in Coordinate Format for more details.

Output Parameters

<i>nnz</i>	<p>INTEGER. Specifies the number of non-zero element of the matrix <i>A</i>.</p> <p>Refer to <i>nnz</i> description in Coordinate Format for more details.</p>
<i>info</i>	<p>INTEGER. Integer info indicator only for converting the matrix <i>A</i> from the CSR format.</p> <p>If <i>info</i>=0, the execution is successful.</p> <p>If <i>info</i>=1, the routine is interrupted because there is no space in the arrays <i>acoo</i>, <i>rowind</i>, <i>colind</i> according to the value <i>nzmax</i>.</p>

Interfaces

FORTRAN 77:

```

SUBROUTINE mkl_dcsrcoo(job, n, acsr, ja, ia, nnz, acoo, rowind, colind, info)
    INTEGER      job(8)
    INTEGER      n, nnz, info
    INTEGER      ja(*), ia(n+1), rowind(*), colind(*)
    DOUBLE PRECISION  acsr(*), acoo(*)

```

C:

```

void mkl_dcsrcoo(int *job, int *n, double *acsr, int *ja,
int *ia, int *nnz, double *acoo, int *rowind, int *colind, int *info);

```

mkl_dcsrbsr

Converts a sparse matrix in the CSR format to the BSR format and vice versa.

Syntax

Fortran:

```

call mkl_dcsrbsr(job, m, mblk, ldabsr, acsr, ja, ia, absr, jab, iab, info)

```

C:

```

mkl_dcsrbsr(job, &m, &mblk, &ldabsr, acsr, ja, ia, absr, jab, iab, &info);

```

Description

This routine is declared in `mk1_spblas.fi` for FORTRAN 77 interface and in `mk1_spblas.h` for C interface.

This routine converts a sparse matrix `A` stored in the compressed sparse row (CSR) format (3-array variation) to the block sparse row (BSR) format and vice versa.

Input Parameters

Parameter descriptions are common for all implemented interfaces with the exception of data types that refer here to the FORTRAN 77 standard types. Data types specific to the different interfaces are described in the section **"Interfaces"** below.

job

INTEGER

Array, contains the following conversion parameters:

job(1)

If *job*(1)=0, the matrix in the CSR format is converted to the BSR format;

if *job*(1)=1, the matrix in the BSR format is converted to the CSR format.

job(2)

If *job*(2)=0, zero-based indexing for the matrix in CSR format is used;

if *job*(2)=1, one-based indexing for the matrix in CSR format is used.

job(3)

If *job*(3)=0, zero-based indexing for the matrix in the BSR format is used;

if *job*(3)=1, one-based indexing for the matrix in the BSR format is used.

job(6) - job indicator.

For conversion to the BSR format:

If *job*(6)=0, only arrays *jab*, *iab* are generated for the output storage.

If *job*(6)>0, all output arrays *absr*, *jab*, and *iab* are filled in for the output storage.

If $job(6)=-1$, $iab(1)$ returns the number of non-zero blocks.

For conversion to the CSR format:

If $job(6)=0$, only arrays ja , ia are generated for the output storage.

m	INTEGER. Actual row dimension of the matrix A for convert to the BSR format; block row dimension of the matrix A for convert to the CSR format.
$mblk$	INTEGER. Size of the block in the matrix A .
$ldabsr$	INTEGER. Leading dimension of the array $absr$ as declared in the calling program. $ldabsr$ must be greater than or equal to $mblk*mblk$.
$acsr$	(input/output) DOUBLE PRECISION. Array containing non-zero elements of the matrix A . Its length is equal to the number of non-zero elements in the matrix A . Refer to <i>values</i> array description in Sparse Matrix Storage Formats for more details.
ja	(input/output) INTEGER. Array containing the column indices for each non-zero element of the matrix A . Its length is equal to the length of the array $acsr$. Refer to <i>columns</i> array description in Sparse Matrix Storage Formats for more details.
ia	(input/output) INTEGER. Array of length $m + 1$, containing indices of elements in the array $acsr$, such that $ia(I)$ is the index in the array $acsr$ of the first non-zero element from the row I . The value of the last element $ia(m + 1)$ is equal to the number of non-zeros plus one. Refer to <i>rowIndex</i> array description in Sparse Matrix Storage Formats for more details.
$absr$	(input/output) DOUBLE PRECISION. Array containing elements of non-zero blocks of the matrix A . Its length is equal to the number of non-zero blocks in the matrix A multiplied by $mblk*mblk$. Refer to <i>values</i> array description in BSR Format for more details.
jab	(input/output) INTEGER. Array of length $(m + 1)$, containing indices of block in the array $absr$, such that $ja(i)$ is the index in the array $absr$ of the first non-zero element from

iab

the i -th row . The value of the last element $jab(m + 1)$ is equal to the number of non-zero blocks plus one. Refer to *rowIndex* array description in [BSR Format](#) for more details.

(input/output) `INTEGER`. Array containing the column indices for each non-zero block of the matrix A .

Its length is equal to the number of non-zero blocks of the matrix A . Refer to *columns* array description in [BSR Format](#) for more details.

Output Parameters

info

`INTEGER`. Integer info indicator only for converting the matrix A from the CSR format.

If *info*=0, the execution is successful.

If *info*=1, it means that *mblk* is equal to 0.

If *info*=2, it means that *ldabsr* is less than *mblk*mblk* and there is no space for all blocks.

Interfaces

FORTAN 77:

```
SUBROUTINE mkl_dcsrbsr(job, m, mblk, ldabsr, acsr, ja, ia, absr, jab, iab, info)
    INTEGER      job(8)
    INTEGER      m, mblk, ldabsr, info
    INTEGER      ja(*), ia(m+1), jab(*), iab(*)
    DOUBLE PRECISION  acsr(*), absr(ldabsr,*)
```

C:

```
void mkl_dcsrbsr(int *job, int *m, int *mblk, int *ldabsr, double *acsr, int *ja,
int *ia, double *absr, int *jab, int *iab, int *info);
```

mkl_dcsrsc

Converts a sparse matrix in the CSR format to the CSC format and vice versa.

Syntax

Fortran:

```
call mkl_dcsrbsr(job, m, acsr, ja, ia, acsc, jal, ial, info)
```

C:

```
mkl_dcsrbsr(job, &m, acsr, ja, ia, acsc, jal, ial, &info);
```

Description

This routine is declared in `mkl_spblas.fi` for FORTRAN 77 interface and in `mkl_spblas.h` for C interface.

This routine converts a sparse matrix *A* stored in the compressed sparse row (CSR) format (3-array variation) to the compressed sparse column (CSC) format and vice versa.

Input Parameters

Parameter descriptions are common for all implemented interfaces with the exception of data types that refer here to the FORTRAN 77 standard types. Data types specific to the different interfaces are described in the section “**Interfaces**” below.

<i>job</i>	<p>INTEGER</p> <p>Array, contains the following conversion parameters:</p> <p><i>job</i>(1)</p> <p>If <i>job</i>(1)=0, the matrix in the CSR format is converted to the CSC format;</p> <p>if <i>job</i>(1)=1, the matrix in the CSC format is converted to the CSR format.</p> <p><i>job</i>(2)</p> <p>If <i>job</i>(2)=0, zero-based indexing for the matrix in CSR format is used;</p> <p>if <i>job</i>(2)=1, one-based indexing for the matrix in CSR format is used.</p> <p><i>job</i>(3)</p> <p>If <i>job</i>(3)=0, zero-based indexing for the matrix in the CSC format is used;</p>
------------	---

if $job(3)=1$, one-based indexing for the matrix in the CSC format is used.

$job(6)$ - job indicator.

For conversion to the CSC format:

If $job(6)=0$, all output arrays $acsc$, $ja1$, and $ia1$ are filled in for the output storage.

If $job(6) \neq 0$, only arrays $ja1$, $ia1$ are filled in for the output storage.

For conversion to the CSR format:

If $job(6)=0$, all output arrays $acsr$, ja , and ia are filled in for the output storage.

If $job(6) \neq 0$, only arrays ja , ia are filled in for the output storage.

m	INTEGER. Dimension of the matrix A .
$acsr$	(input/output) DOUBLE PRECISION. Array containing non-zero elements of the matrix A . Its length is equal to the number of non-zero elements in the matrix A . Refer to <i>values</i> array description in Sparse Matrix Storage Formats for more details.
ja	(input/output) INTEGER. Array containing the column indices for each non-zero element of the matrix A . Its length is equal to the length of the array $acsr$. Refer to <i>columns</i> array description in Sparse Matrix Storage Formats for more details.
ia	(input/output) INTEGER. Array of length $m + 1$, containing indices of elements in the array $acsr$, such that $ia(I)$ is the index in the array $acsr$ of the first non-zero element from the row I . The value of the last element $ia(m + 1)$ is equal to the number of non-zeros plus one. Refer to <i>rowIndex</i> array description in Sparse Matrix Storage Formats for more details.
$acsc$	(input/output) DOUBLE PRECISION. Array containing non-zero elements of the matrix A . Its length is equal to the number of non-zero elements in the matrix A . Refer to <i>values</i> array description in Sparse Matrix Storage Formats for more details.

<i>ja1</i>	(input/output) <code>INTEGER</code> . Array containing the row indices for each non-zero element of the matrix <i>A</i> . Its length is equal to the length of the array <i>acsc</i> . Refer to <i>columns</i> array description in Sparse Matrix Storage Formats for more details.
<i>ial</i>	(input/output) <code>INTEGER</code> . Array of length $m + 1$, containing indices of elements in the array <i>acsc</i> , such that <i>ia</i> (<i>I</i>) is the index in the array <i>acsc</i> of the first non-zero element from the row <i>I</i> . The value of the last element <i>ia</i> ($m + 1$) is equal to the number of non-zeros plus one. Refer to <i>rowIndex</i> array description in Sparse Matrix Storage Formats for more details.

Output Parameters

<i>info</i>	<code>INTEGER</code> . This parameter is not used now.
-------------	--

Interfaces

FORTRAN 77:

```
SUBROUTINE mkl_dcsrcsc(job, m, acsr, ja, ia, acsc, jal, ial, info)
    INTEGER      job(8)
    INTEGER      m, info
    INTEGER      ja(*), ia(m+1), jal(*), ial(m+1)
    DOUBLE PRECISION  acsr(*), acsc(*)
```

C:

```
void mkl_dcsrcsc(int *job, int *m, double *acsr, int *ja,
int *ia, double *acsc, int *jal, int *ial, int *info);
```


mkl_dcsrda

Converts a sparse matrix in the CSR format to the diagonal format and vice versa.

Syntax

Fortran:

```
call mkl_dcsrda(job, m, acsr, ja, ia, adia, ndiag, distance, idiag, acsr_rem,
ja_rem, ia_rem, info)
```

C:

```
mkl_dcsrda(job, &m, acsr, ja, ia, adia, &ngiag, distance, &idiag, acsr_rem,
ja_rem, ia_rem, &info);
```

Description

This routine is declared in `mkl_spblas.fi` for FORTRAN 77 interface and in `mkl_spblas.h` for C interface.

This routine converts a sparse matrix *A* stored in the compressed sparse row (CSR) format (3-array variation) to the diagonal format and vice versa.

Input Parameters

Parameter descriptions are common for all implemented interfaces with the exception of data types that refer here to the FORTRAN 77 standard types. Data types specific to the different interfaces are described in the section “**Interfaces**” below.

<i>job</i>	INTEGER Array, contains the following conversion parameters: <i>job</i> (1) If <i>job</i> (1)=0, the matrix in the CSR format is converted to the diagonal format; if <i>job</i> (1)=1, the matrix in the diagonal format is converted to the CSR format. <i>job</i> (2) If <i>job</i> (2)=0, zero-based indexing for the matrix in CSR format is used; if <i>job</i> (2)=1, one-based indexing for the matrix in CSR format is used. <i>job</i> (3)
------------	--

If $job(3)=0$, zero-based indexing for the matrix in the diagonal format is used;
 if $job(3)=1$, one-based indexing for the matrix in the diagonal format is used.
 $job(6)$ - job indicator.
 For conversion to the diagonal format:
 If $job(6)=0$, diagonals are not selected internally, and $acsr_rem$, ja_rem , ia_rem are not filled in for the output storage.
 If $job(6)=1$, diagonals are not selected internally, and $acsr_rem$, ja_rem , ia_rem are filled in for the output storage.
 If $job(6)=10$, diagonals are selected internally, and $acsr_rem$, ja_rem , ia_rem are not filled in for the output storage.
 If $job(6)=11$, diagonals are selected internally, and csr_rem , ja_rem , ia_rem are filled in for the output storage.
 For conversion to the CSR format:
 If $job(6)=0$, each entry in the array $adia$ is checked whether it is zero. Zero entries are not included in the array $acsr$.
 If $job(6) \neq 0$, each entry in the array $adia$ is not checked whether it is zero.

m	INTEGER. Dimension of the matrix A .
$acsr$	(input/output) DOUBLE PRECISION. Array containing non-zero elements of the matrix A . Its length is equal to the number of non-zero elements in the matrix A . Refer to <i>values</i> array description in Sparse Matrix Storage Formats for more details.
ja	(input/output) INTEGER. Array containing the column indices for each non-zero element of the matrix A . Its length is equal to the length of the array $acsr$. Refer to <i>columns</i> array description in Sparse Matrix Storage Formats for more details.

<i>ia</i>	(input/output) INTEGER. Array of length $m + 1$, containing indices of elements in the array <i>acsr</i> , such that <i>ia</i> (<i>I</i>) is the index in the array <i>acsr</i> of the first non-zero element from the row <i>I</i> . The value of the last element <i>ia</i> ($m + 1$) is equal to the number of non-zeros plus one. Refer to <i>rowIndex</i> array description in Sparse Matrix Storage Formats for more details.
<i>adia</i>	(input/output) DOUBLE PRECISION. Array of size (<i>ndiag</i> x <i>idiag</i>) containing diagonals of the matrix <i>A</i> . The key point of the storage is that each element in the array <i>adia</i> retains the row number of the original matrix. To achieve this diagonals in the lower triangular part of the matrix are padded from the top, and those in the upper triangular part are padded from the bottom.
<i>ndiag</i>	INTEGER. Specifies the first dimension of the array <i>adia</i> as declared in the calling (sub)program, must be at least $\max(1, m)$.
<i>distance</i>	INTEGER. Array of length <i>idiag</i> , containing the distances between the main diagonal and each non-zero diagonal to be extracted. The distance is positive if the diagonal is above the main diagonal, and negative if the diagonal is below the main diagonal. The main diagonal has a distance equal to zero.
<i>idiag</i>	INTEGER. Number of diagonals to be extracted. For conversion to diagonal format on return this parameter may be modified.
<i>acsr_rem, ja_rem, ia_rem</i>	Remainder of the matrix in the CSR format if it is needed for conversion to the diagonal format.

Output Parameters

<i>info</i>	INTEGER. This parameter is not used now.
-------------	--

Interfaces

FORTRAN 77:

```
SUBROUTINE mkl_dcsrsc(job, m, acsr, ja, ia, adia, ndiag, distance, idiag, acsr_rem, ja_rem,
  ia_rem, info)

  INTEGER      job(8)

  INTEGER      m, info, ndiag, idiag

  INTEGER      ja(*), ia(m+1), distance(*), ja_rem(*), ia_rem(*)

  DOUBLE PRECISION      acsr(*), adia(*), acsr_rem(*)
```

C:

```
void mkl_dcsrdia(int *job, int *m, double *acsr, int *ja,
  int *ia, double *adia, int *ndiag, int *distance, int *distance,
  int *idiag, double *acsr_rem, int *ja_rem, int *ia_rem, int *info);
```

mkl_dcsrsky

Converts a sparse matrix in CSR format to the skyline format and vice versa.

Syntax

Fortran:

```
call mkl_dcsrsky(job, m, acsr, ja, ia, asky, pointers, info)
```

C:

```
mkl_dcsrsky(job, &m, acsr, ja, ia, asky, pointers, &info);
```

Description

This routine is declared in `mkl_spblas.fi` for FORTRAN 77 interface and in `mkl_spblas.h` for C interface.

This routine converts a sparse matrix *A* stored in the compressed sparse row (CSR) format (3-array variation) to the skyline format and vice versa.

Input Parameters

Parameter descriptions are common for all implemented interfaces with the exception of data types that refer here to the FORTRAN 77 standard types. Data types specific to the different interfaces are described in the section “**Interfaces**” below.

job

INTEGER

Array, contains the following conversion parameters:

job(1)

If *job*(1)=0, the matrix in the CSR format is converted to the skyline format;

if *job*(1)=1, the matrix in the skyline format is converted to the CSR format.

job(2)

If *job*(2)=0, zero-based indexing for the matrix in CSR format is used;

if *job*(2)=1, one-based indexing for the matrix in CSR format is used.

job(3)

If *job*(3)=0, zero-based indexing for the matrix in the skyline format is used;

if *job*(3)=1, one-based indexing for the matrix in the skyline format is used.

job(4)

For conversion to the skyline format:

If *job*(4)=0, the upper part of the matrix *A* in the CSR format is converted.

If *job*(4)=1, the lower part of the matrix *A* in the CSR format is converted.

For conversion to the CSR format:

If *job*(4)=0, the matrix is converted to the upper part of the matrix *A* in the CSR format.

If *job*(4)=1, the matrix is converted to the lower part of the matrix *A* in the CSR format.

job(5)

job(5)=*nzmax* - maximum number of the non-zero elements of the matrix *A* if *job*(1)=0.

job(6) - job indicator.

Only for conversion to the skyline format:

If $job(6)=0$, only arrays *pointers* is filled in for the output storage.

If $job(6)=1$, all output arrays *asky* and *pointers* are filled in for the output storage.

<i>m</i>	INTEGER. Dimension of the matrix <i>A</i> .
<i>acsr</i>	(input/output) DOUBLE PRECISION. Array containing non-zero elements of the matrix <i>A</i> . Its length is equal to the number of non-zero elements in the matrix <i>A</i> . Refer to <i>values</i> array description in Sparse Matrix Storage Formats for more details.
<i>ja</i>	(input/output) INTEGER. Array containing the column indices for each non-zero element of the matrix <i>A</i> . Its length is equal to the length of the array <i>acsr</i> . Refer to <i>columns</i> array description in Sparse Matrix Storage Formats for more details.
<i>ia</i>	(input/output) INTEGER. Array of length $m + 1$, containing indices of elements in the array <i>acsr</i> , such that $ia(I)$ is the index in the array <i>acsr</i> of the first non-zero element from the row <i>I</i> . The value of the last element $ia(m + 1)$ is equal to the number of non-zeros plus one. Refer to <i>rowIndex</i> array description in Sparse Matrix Storage Formats for more details.
<i>asky</i>	(input/output) DOUBLE PRECISION. Array, for a lower triangular part of <i>A</i> it contains the set of elements from each row starting from the first none-zero element to and including the diagonal element. For an upper triangular matrix it contains the set of elements from each column of the matrix starting with the first non-zero element down to and including the diagonal element. Encountered zero elements are included in the sets. Refer to <i>values</i> array description in Skyline Storage Format for more details.
<i>pointers</i>	(input/output) INTEGER. Array with dimension $(m+1)$, where <i>m</i> is number of rows for lower triangle (columns for upper triangle), $pointers(I) - pointers(1)+1$ gives the index of element in the array <i>asky</i> that is first non-zero element in row (column) <i>I</i> . The value of $pointers(m + 1)$ is set to $nnz + pointers(1)$,

where nnz is the number of elements in the array *asky*.
 Refer to *pointers* array description in [Skyline Storage Format](#) for more details

Output Parameters

info INTEGER. Integer info indicator only for converting the matrix *A* from the CSR format.
 If *info*=0, the execution is successful.
 If *info*=1, the routine is interrupted because there is no space in the array *asky* according to the value *nzmax*.

Interfaces

FORTRAN 77:

```
SUBROUTINE mkl_dcsrsky(job, m, acsr, ja, ia, asky, pointers, info)
  INTEGER      job(8)
  INTEGER      m, info
  INTEGER      ja(*), ia(m+1), pointers(m+1)
  DOUBLE PRECISION  acsr(*), asky(*)
```

C:

```
void mkl_dcsrsky(int *job, int *m, , double *acsr, int *ja,
  int *ia, double *asky, int *pointers, int *info);
```

mkl_?csradd

Computes the sum of two matrices stored in the CSR format (3-array variation) with one-based indexing.

Syntax

Fortran:

```
call mkl_scsradd(trans, request, sort, m, n, a, ja, ia, beta, b, jb, ib, c,
  jc, ic, nzmax, info)
```

```
call mkl_dcsradd(trans, request, sort, m, n, a, ja, ia, beta, b, jb, ib, c,
jc, ic, nzmax, info)

call mkl_ccsradd(trans, request, sort, m, n, a, ja, ia, beta, b, jb, ib, c,
jc, ic, nzmax, info)

call mkl_zcsradd(trans, request, sort, m, n, a, ja, ia, beta, b, jb, ib, c,
jc, ic, nzmax, info)
```

C:

```
mkl_scsradd(&trans, &request, &sort, &m, &n, a, ja, ia, &beta, b, jb, ib, c,
jc, ic, &nzmax, &info);

mkl_dcsradd(&trans, &request, &sort, &m, &n, a, ja, ia, &beta, b, jb, ib, c,
jc, ic, &nzmax, &info);

mkl_ccsradd(&trans, &request, &sort, &m, &n, a, ja, ia, &beta, b, jb, ib, c,
jc, ic, &nzmax, &info);

mkl_zcsradd(&trans, &request, &sort, &m, &n, a, ja, ia, &beta, b, jb, ib, c,
jc, ic, &nzmax, &info);
```

Description

This routine is declared in `mkl_spblas.fi` for FORTRAN 77 interface and in `mkl_spblas.h` for C interface.

The `mkl_?csradd` routine performs a matrix-matrix operation defined as

$$C := A + \beta \text{op}(B)$$

where:

A , B , C are the sparse matrices in the CSR format (3-array variation).

$\text{op}(B)$ is one of $\text{op}(B) = B$, or $\text{op}(B) = B'$, or $\text{op}(A) = \text{conjg}(B')$

β is a scalar.

The routine works correctly if and only if the column indices in sparse matrix representations of matrices A and B are arranged in the increasing order for each row. If not, use the parameter `sort` (see below) to reorder column indices and the corresponding elements of the input matrices.



NOTE. This routine supports only one-based indexing of the input arrays.

Input Parameters

Parameter descriptions are common for all implemented interfaces with the exception of data types that refer here to the FORTRAN 77 standard types. Data types specific to the different interfaces are described in the section **"Interfaces"** below.

<i>trans</i>	<p>CHARACTER*1. Specifies the operation.</p> <p>If <i>trans</i> = 'N' or 'n', then $C := A + \text{beta} * B$</p> <p>If <i>trans</i> = 'T' or 't' or 'C' or 'c', then $C := A + \text{beta} * B'$.</p>
<i>request</i>	<p>INTEGER.</p> <p>If <i>request</i>=0, the routine performs addition, the memory for the output arrays <i>ic</i>, <i>jc</i>, <i>c</i> must be allocated beforehand.</p> <p>If <i>request</i>=1, the routine computes only values of the array <i>ic</i> of length $m + 1$, the memory for this array must be allocated beforehand. On exit the value $ic(m+1) - 1$ is the actual number of the elements in the arrays <i>c</i> and <i>jc</i>.</p> <p>If <i>request</i>=2, the routine has been called previously with the parameter <i>request</i>=1, the output arrays <i>jc</i> and <i>c</i> are allocated in the calling program and they are of the length $(m+1) - 1$ at least.</p>
<i>sort</i>	<p>INTEGER. Specifies the type of reordering. If this parameter is not set (default), the routine does not perform reordering.</p> <p>If <i>sort</i>=1, the routine arranges the column indices <i>ja</i> for each row in the increasing order and reorders the corresponding values of the matrix <i>A</i> in the array <i>a</i>.</p> <p>If <i>sort</i>=2, the routine arranges the column indices <i>jb</i> for each row in the increasing order and reorders the corresponding values of the matrix <i>B</i> in the array <i>b</i>.</p> <p>If <i>sort</i>=3, the routine performs reordering for both input matrices <i>A</i> and <i>B</i>.</p>
<i>m</i>	INTEGER. Number of rows of the matrix <i>A</i> .
<i>n</i>	INTEGER. Number of columns of the matrix <i>A</i> .
<i>a</i>	<p>REAL for mkl_scsradd.</p> <p>DOUBLE PRECISION for mkl_dcsradd.</p> <p>COMPLEX for mkl_ccsradd.</p> <p>DOUBLE COMPLEX for mkl_zcsradd.</p>

	<p>Array containing non-zero elements of the matrix A. Its length is equal to the number of non-zero elements in the matrix A. Refer to <i>values</i> array description in Sparse Matrix Storage Formats for more details.</p>
<i>ja</i>	<p>INTEGER. Array containing the column indices for each non-zero element of the matrix A. For each row the column indices must be arranged in the increasing order. The length of this array is equal to the length of the array <i>a</i>. Refer to <i>columns</i> array description in Sparse Matrix Storage Formats for more details.</p>
<i>ia</i>	<p>INTEGER. Array of length $m + 1$, containing indices of elements in the array <i>a</i>, such that $ia(I)$ is the index in the array <i>a</i> of the first non-zero element from the row I. The value of the last element $ia(m + 1)$ is equal to the number of non-zero elements of the matrix B plus one. Refer to <i>rowIndex</i> array description in Sparse Matrix Storage Formats for more details.</p>
<i>beta</i>	<p>REAL for mkl_scsradd. DOUBLE PRECISION for mkl_dcsradd. COMPLEX for mkl_ccsradd. DOUBLE COMPLEX for mkl_zcsradd. Specifies the scalar <i>beta</i>.</p>
<i>b</i>	<p>REAL for mkl_scsradd. DOUBLE PRECISION for mkl_dcsradd. COMPLEX for mkl_ccsradd. DOUBLE COMPLEX for mkl_zcsradd. Array containing non-zero elements of the matrix B. Its length is equal to the number of non-zero elements in the matrix B. Refer to <i>values</i> array description in Sparse Matrix Storage Formats for more details.</p>
<i>jb</i>	<p>INTEGER. Array containing the column indices for each non-zero element of the matrix B. For each row the column indices must be arranged in the increasing order. The length of this array is equal to the length of the array <i>b</i>. Refer to <i>columns</i> array description in Sparse Matrix Storage Formats for more details.</p>

<i>ib</i>	<p>INTEGER. Array of length $m + 1$ when <i>trans</i> = 'N' or 'n', or $n + 1$ otherwise.</p> <p>This array contains indices of elements in the array <i>b</i>, such that <i>ib</i>(<i>I</i>) is the index in the array <i>b</i> of the first non-zero element from the row <i>I</i>. The value of the last element <i>ib</i>($m + 1$) or <i>ib</i>($n + 1$) is equal to the number of non-zero elements of the matrix <i>B</i> plus one. Refer to <i>rowIndex</i> array description in Sparse Matrix Storage Formats for more details.</p>
<i>nzmax</i>	<p>INTEGER. The length of the arrays <i>c</i> and <i>jc</i>.</p> <p>This parameter is used only if <i>request</i>=0. The routine stops calculation if the number of elements in the result matrix <i>C</i> exceeds the specified value of <i>nzmax</i>.</p>

Output Parameters

<i>c</i>	<p>REAL for mkl_scsradd. DOUBLE PRECISION for mkl_dcsradd. COMPLEX for mkl_ccsradd. DOUBLE COMPLEX for mkl_zcsradd.</p> <p>Array containing non-zero elements of the result matrix <i>C</i>. Its length is equal to the number of non-zero elements in the matrix <i>C</i>. Refer to <i>values</i> array description in Sparse Matrix Storage Formats for more details.</p>
<i>jc</i>	<p>INTEGER. Array containing the column indices for each non-zero element of the matrix <i>C</i>.</p> <p>The length of this array is equal to the length of the array <i>c</i>. Refer to <i>columns</i> array description in Sparse Matrix Storage Formats for more details.</p>
<i>ic</i>	<p>INTEGER. Array of length $m + 1$, containing indices of elements in the array <i>c</i>, such that <i>ic</i>(<i>I</i>) is the index in the array <i>c</i> of the first non-zero element from the row <i>I</i>. The value of the last element <i>ic</i>($m + 1$) is equal to the number of non-zero elements of the matrix <i>C</i> plus one. Refer to <i>rowIndex</i> array description in Sparse Matrix Storage Formats for more details.</p>
<i>info</i>	<p>INTEGER.</p> <p>If <i>info</i>=0, the execution is successful.</p>

If $info=I>0$, the routine stops calculation in the I -th row of the matrix C because number of elements in C exceeds $nzmax$.

If $info=-1$, the routine calculates only the size of the arrays C and jC and returns this value plus 1 as the last element of the array iC .

Interfaces

FORTRAN 77:

```
SUBROUTINE mkl_scsradd( trans, request, sort, m, n, a, ja, ia, beta, b, jb, ib, c, jc,
ic, nzmax, info)
```

```
    CHARACTER    trans
```

```
    INTEGER      request, sort, m, n, nzmax, info
```

```
    INTEGER      ja(*), jb(*), jc(*), ia(*), ib(*), ic(*)
```

```
    REAL         a(*), b(*), c(*), beta
```

```
SUBROUTINE mkl_dcsradd( trans, request, sort, m, n, a, ja, ia, beta, b, jb, ib, c, jc,
ic, nzmax, info)
```

```
    CHARACTER    trans
```

```
    INTEGER      request, sort, m, n, nzmax, info
```

```
    INTEGER      ja(*), jb(*), jc(*), ia(*), ib(*), ic(*)
```

```
    DOUBLE PRECISION  a(*), b(*), c(*), beta
```

```
SUBROUTINE mkl_ccsradd( trans, request, sort, m, n, a, ja, ia, beta, b, jb, ib, c, jc,
ic, nzmax, info)
```

```
    CHARACTER    trans
```

```
    INTEGER      request, sort, m, n, nzmax, info
```

```
    INTEGER      ja(*), jb(*), jc(*), ia(*), ib(*), ic(*)
```

```
    COMPLEX      a(*), b(*), c(*), beta
```

```
SUBROUTINE mkl_zcsradd( trans, request, sort, m, n, a, ja, ia, beta, b, jb, ib, c, jc,
ic, nzmax, info)
```

```
    CHARACTER    trans
```

```
    INTEGER      request, sort, m, n, nzmax, info
```

```
    INTEGER      ja(*), jb(*), jc(*), ia(*), ib(*), ic(*)
```

```
    DOUBLE COMPLEX  a(*), b(*), c(*), beta
```

C:

```
void mkl_scsradd(char *trans, int *request, int *sort, int *m, int *n, float *a, int *ja,
int *ia, float *beta, float *b, int *jb, int *ib, float *c,
int *jc, int *ic, int *nzmax, int *info);

void mkl_dcsradd(char *trans, int *request, int *sort, int *m, int *n,
double *a, int *ja, int *ia, double *beta, double *b, int *jb, int *ib, double *c,
int *jc, int *ic, int *nzmax, int *info);

void mkl_ccsradd(char *trans, int *request, int *sort, int *m, int *n,
MKL_Complex8 *a, int *ja, int *ia, MKL_Complex8 *beta, MKL_Complex8 *b,
int *jb, int *ib, MKL_Complex8 *c, int *jc, int *ic, int *nzmax, int *info);

void mkl_zcsradd(char *trans, int *request, int *sort, int *m, int *n,
MKL_Complex16 *a, int *ja, int *ia, MKL_Complex16 *beta, MKL_Complex16 *b,
int *jb, int *ib, MKL_Complex16 *c, int *jc, int *ic, int *nzmax, int *info);
```

mkl_?csrmultcsr

Computes product of two sparse matrices stored in the CSR format (3-array variation) with one-based indexing.

Syntax

Fortran:

```
call mkl_scsrmultcsr(trans, request, sort, m, n, k, a, ja, ia, b, jb, ib, c,
jc, ic, nzmax, info)

call mkl_dcsrmultcsr(trans, request, sort, m, n, k, a, ja, ia, b, jb, ib, c,
jc, ic, nzmax, info)

call mkl_ccsrmultcsr(trans, request, sort, m, n, k, a, ja, ia, b, jb, ib, c,
jc, ic, nzmax, info)

call mkl_zcsrmultcsr(trans, request, sort, m, n, k, a, ja, ia, b, jb, ib, c,
jc, ic, nzmax, info)
```

C:

```
mkl_scsrmultcsr(&trans, &request, &sort, &m, &n, &k, a, ja, ia, b, jb, ib,
c, jc, ic, &nzmax, &info);

mkl_dcsrmultcsr(&trans, &request, &sort, &m, &n, &k, a, ja, ia, b, jb, ib,
c, jc, ic, &nzmax, &info);
```

```

mkl_ccsrmultcsr(&trans, &request, &sort, &m, &n, &k, a, ja, ia, b, jb, ib,
c, jc, ic, &nzmax, &info);

mkl_zcsrmultcsr(&trans, &request, &sort, &m, &n, &k, a, ja, ia, b, jb, ib,
c, jc, ic, &nzmax, &info);

```

Description

This routine is declared in `mkl_spblas.fi` for FORTRAN 77 interface and in `mkl_spblas.h` for C interface.

The `mkl_?csrmultcsr` routine performs a matrix-matrix operation defined as

$$C := \text{op}(A) * B$$

where:

A, B, C are the sparse matrices in the CSR format (3-array variation);

$\text{op}(A)$ is one of $\text{op}(A) = A$, or $\text{op}(A) = A'$, or $\text{op}(A) = \text{conjg}(A')$.

The routine works correctly if and only if the column indices in sparse matrix representations of matrices A and B are arranged in the increasing order for each row. If not, use the parameter `sort` (see below) to reorder column indices and the corresponding elements of the input matrices.



NOTE. This routine supports only one-based indexing of the input arrays.

Input Parameters

Parameter descriptions are common for all implemented interfaces with the exception of data types that refer here to the FORTRAN 77 standard types. Data types specific to the different interfaces are described in the section “**Interfaces**” below.

<i>trans</i>	CHARACTER*1. Specifies the operation. If <i>trans</i> = 'N' or 'n', then $C := A * B$ If <i>trans</i> = 'T' or 't' or 'C' or 'c', then $C := A' * B$.
<i>request</i>	INTEGER. If <i>request</i> =0, the routine performs multiplication, the memory for the output arrays <i>ic</i> , <i>jc</i> , <i>c</i> must be allocated beforehand.

If *request*=1, the routine computes only values of the array *ic* of length $m + 1$, the memory for this array must be allocated beforehand. On exit the value $ic(m+1) - 1$ is the actual number of the elements in the arrays *c* and *jc*.
 If *request*=2, the routine has been called previously with the parameter *request*=1, the output arrays *jc* and *c* are allocated in the calling program and they are of the length $ic(m+1) - 1$ at least.

sort INTEGER. Specifies the type of reordering. If this parameter is not set (default), the routine does not perform reordering. If *sort*=1, the routine arranges the column indices *ja* for each row in the increasing order and reorders the corresponding values of the matrix *A* in the array *a*. If *sort*=2, the routine arranges the column indices *jb* for each row in the increasing order and reorders the corresponding values of the matrix *B* in the array *b*. If *sort*=3, the routine performs reordering for both input matrices *A* and *B*.

m INTEGER. Number of rows of the matrix *A*.

n INTEGER. Number of columns of the matrix *A*.

k INTEGER. Number of columns of the matrix *B*.

a REAL for mkl_scsrcmultcsr.
 DOUBLE PRECISION for mkl_dcsrcmultcsr.
 COMPLEX for mkl_ccsrcmultcsr.
 DOUBLE COMPLEX for mkl_zcsrcmultcsr.
 Array containing non-zero elements of the matrix *A*. Its length is equal to the number of non-zero elements in the matrix *A*. Refer to *values* array description in [Sparse Matrix Storage Formats](#) for more details.

ja INTEGER. Array containing the column indices for each non-zero element of the matrix *A*. For each row the column indices must be arranged in the increasing order. The length of this array is equal to the length of the array *a*. Refer to *columns* array description in [Sparse Matrix Storage Formats](#) for more details.

ia INTEGER. Array of length $m + 1$ when *trans* = 'N' or 'n', or $n + 1$ otherwise.

This array contains indices of elements in the array a , such that $ia(I)$ is the index in the array a of the first non-zero element from the row I . The value of the last element $ia(m + 1)$ or $ia(n + 1)$ is equal to the number of non-zero elements of the matrix A plus one. Refer to *rowIndex* array description in [Sparse Matrix Storage Formats](#) for more details.

b	<p>REAL for mkl_scsrmultcsr. DOUBLE PRECISION for mkl_dcsrmultcsr. COMPLEX for mkl_ccsrmultcsr. DOUBLE COMPLEX for mkl_zcsrmultcsr.</p> <p>Array containing non-zero elements of the matrix B. Its length is equal to the number of non-zero elements in the matrix B. Refer to <i>values</i> array description in Sparse Matrix Storage Formats for more details.</p>
jb	<p>INTEGER. Array containing the column indices for each non-zero element of the matrix B. For each row the column indices must be arranged in the increasing order. The length of this array is equal to the length of the array b. Refer to <i>columns</i> array description in Sparse Matrix Storage Formats for more details.</p>
ib	<p>INTEGER. Array of length $m + 1$.</p> <p>This array contains indices of elements in the array b, such that $ib(I)$ is the index in the array b of the first non-zero element from the row I. The value of the last element $ib(m + 1)$ is equal to the number of non-zero elements of the matrix B plus one. Refer to <i>rowIndex</i> array description in Sparse Matrix Storage Formats for more details.</p>
$nzmax$	<p>INTEGER. The length of the arrays c and jc.</p> <p>This parameter is used only if <i>request</i>=0. The routine stops calculation if the number of elements in the result matrix C exceeds the specified value of $nzmax$.</p>

Output Parameters

c	<p>REAL for mkl_scsrmultcsr. DOUBLE PRECISION for mkl_dcsrmultcsr. COMPLEX for mkl_ccsrmultcsr.</p>
-----	---

DOUBLE COMPLEX for `mkl_zcsrmultcsr`.
 Array containing non-zero elements of the result matrix *C*.
 Its length is equal to the number of non-zero elements in the matrix *C*. Refer to *values* array description in [Sparse Matrix Storage Formats](#) for more details.

jc INTEGER. Array containing the column indices for each non-zero element of the matrix *C*.
 The length of this array is equal to the length of the array *c*. Refer to *columns* array description in [Sparse Matrix Storage Formats](#) for more details.

ic INTEGER. Array of length $m + 1$ when *trans* = 'N' or 'n', or $n + 1$ otherwise.
 This array contains indices of elements in the array *c*, such that *ic*(*I*) is the index in the array *c* of the first non-zero element from the row *I*. The value of the last element *ic*($m + 1$) or *ic*($n + 1$) is equal to the number of non-zero elements of the matrix *C* plus one. Refer to *rowIndex* array description in [Sparse Matrix Storage Formats](#) for more details.

info INTEGER.
 If *info*=0, the execution is successful.
 If *info*=*I*>0, the routine stops calculation in the *I*-th row of the matrix *C* because number of elements in *C* exceeds *nzmax*.
 If *info*=-1, the routine calculates only the size of the arrays *c* and *jc* and returns this value plus 1 as the last element of the array *ic*.

Interfaces

FORTRAN 77:

```
SUBROUTINE mkl_scsrmultcsr( trans, request, sort, m, n, k, a, ja, ia, b, jb, ib, c, jc,
ic, nzmax, info)
```

```
    CHARACTER*1  trans
```

```
    INTEGER      request, sort, m, n, k, nzmax, info
```

```
    INTEGER      ja(*), jb(*), jc(*), ia(*), ib(*), ic(*)
```

```
    REAL         a(*), b(*), c(*)
```

```
SUBROUTINE mkl_dcsrmultcsr( trans, request, sort, m, n, k, a, ja, ia, b, jb, ib, c, jc,
ic, nzmax, info)
```

```
    CHARACTER*1  trans
```

```
    INTEGER      request, sort, m, n, k, nzmax, info
```

```
    INTEGER      ja(*), jb(*), jc(*), ia(*), ib(*), ic(*)
```

```
    DOUBLE PRECISION  a(*), b(*), c(*)
```

```
SUBROUTINE mkl_ccsrmultcsr( trans, request, sort, m, n, k, a, ja, ia, b, jb, ib, c, jc,
ic, nzmax, info)
```

```
    CHARACTER*1  trans
```

```
    INTEGER      request, sort, m, n, k, nzmax, info
```

```
    INTEGER      ja(*), jb(*), jc(*), ia(*), ib(*), ic(*)
```

```
    COMPLEX      a(*), b(*), c(*)
```

```
SUBROUTINE mkl_zcsrmultcsr( trans, request, sort, m, n, k, a, ja, ia, b, jb, ib, c, jc,
ic, nzmax, info)
```

```
    CHARACTER*1  trans
```

```
    INTEGER      request, sort, m, n, k, nzmax, info
```

```
    INTEGER      ja(*), jb(*), jc(*), ia(*), ib(*), ic(*)
```

```
    DOUBLE COMPLEX  a(*), b(*), c(*)
```

C:

```
void mkl_scsrmultcsr(char *trans, int *request, int *sort, int *m, int *n, int *k,
float *a, int *ja, int *ia, float *b, int *jb, int *ib, float *c,
int *jc, int *ic, int *nzmax, int *info);

void mkl_dcsrmultcsr(char *trans, int *request, int *sort, int *m, int *n, int *k,
double *a, int *ja, int *ia, double *b, int *jb, int *ib, double *c,
int *jc, int *ic, int *nzmax, int *info);

void mkl_ccsrmultcsr(char *trans, int *request, int *sort, int *m, int *n, int *k,
MKL_Complex8 *a, int *ja, int *ia, MKL_Complex8 *b, int *jb, int *ib,
MKL_Complex8 *c, int *jc, int *ic, int *nzmax, int *info);

void mkl_zcsrmultcsr(char *trans, int *request, int *sort, int *m, int *n, int *k,
MKL_Complex16 *a, int *ja, int *ia, MKL_Complex16 *b, int *jb, int *ib,
MKL_Complex16 *c, int *jc, int *ic, int *nzmax, int *info);
```

mkl_?csrmultd

Computes product of two sparse matrices stored in the CSR format (3-array variation) with one-based indexing. The result is stored in the dense matrix.

Syntax

Fortran:

```
call mkl_scsrmultd(trans, m, n, k, a, ja, ia, b, jb, ib, c, ldc)
call mkl_dcsrmultd(trans, m, n, k, a, ja, ia, b, jb, ib, c, ldc)
call mkl_ccsrmultd(trans, m, n, k, a, ja, ia, b, jb, ib, c, ldc)
call mkl_zcsrmultd(trans, m, n, k, a, ja, ia, b, jb, ib, c, ldc)
```

C:

```
mkl_scsrmultd(&trans, &m, &n, &k, a, ja, ia, b, jb, ib, c, &ldc);
mkl_dcsrmultd(&trans, &m, &n, &k, a, ja, ia, b, jb, ib, c, &ldc);
mkl_ccsrmultd(&trans, &m, &n, &k, a, ja, ia, b, jb, ib, c, &ldc);
mkl_zcsrmultd(&trans, &m, &n, &k, a, ja, ia, b, jb, ib, c, &ldc);
```

Description

This routine is declared in `mkl_spblas.fi` for FORTRAN 77 interface and in `mkl_spblas.h` for C interface.

The `mkl_?csrmultd` routine performs a matrix-matrix operation defined as

$$C := \text{op}(A) * B$$

where:

A , B are the sparse matrices in the CSR format (3-array variation), C is dense matrix;

$\text{op}(A)$ is one of $\text{op}(A) = A$, or $\text{op}(A) = A'$, or $\text{op}(A) = \text{conjg}(A')$.

The routine works correctly if and only if the column indices in sparse matrix representations of matrices A and B are arranged in the increasing order for each row. If not, use the parameter *sort* (see below) to reorder column indices and the corresponding elements of the input matrices.



NOTE. This routine supports only one-based indexing of the input arrays.

Input Parameters

Parameter descriptions are common for all implemented interfaces with the exception of data types that refer here to the FORTRAN 77 standard types. Data types specific to the different interfaces are described in the section “**Interfaces**” below.

<i>trans</i>	CHARACTER*1. Specifies the operation. If <i>trans</i> = 'N' or 'n', then $C := A * B$ If <i>trans</i> = 'T' or 't' or 'C' or 'c', then $C := A' * B$.
<i>m</i>	INTEGER. Number of rows of the matrix A .
<i>n</i>	INTEGER. Number of columns of the matrix A .
<i>k</i>	INTEGER. Number of columns of the matrix B .
<i>a</i>	REAL for <code>mkl_scsrmultd</code> . DOUBLE PRECISION for <code>mkl_dcsrmultd</code> . COMPLEX for <code>mkl_ccsrmultd</code> . DOUBLE COMPLEX for <code>mkl_zcsrmultd</code> .

	<p>Array containing non-zero elements of the matrix A. Its length is equal to the number of non-zero elements in the matrix A. Refer to <i>values</i> array description in Sparse Matrix Storage Formats for more details.</p>
<i>ja</i>	<p>INTEGER. Array containing the column indices for each non-zero element of the matrix A. For each row the column indices must be arranged in the increasing order. The length of this array is equal to the length of the array a. Refer to <i>columns</i> array description in Sparse Matrix Storage Formats for more details.</p>
<i>ia</i>	<p>INTEGER. Array of length $m + 1$ when <i>trans</i> = 'N' or 'n', or $n + 1$ otherwise. This array contains indices of elements in the array a, such that $ia(I)$ is the index in the array a of the first non-zero element from the row I. The value of the last element $ia(m + 1)$ or $ia(n + 1)$ is equal to the number of non-zero elements of the matrix A plus one. Refer to <i>rowIndex</i> array description in Sparse Matrix Storage Formats for more details.</p>
<i>b</i>	<p>REAL for mkl_scsrmultd. DOUBLE PRECISION for mkl_dcsrmultd. COMPLEX for mkl_ccsrmultd. DOUBLE COMPLEX for mkl_zcsrmultd.</p> <p>Array containing non-zero elements of the matrix B. Its length is equal to the number of non-zero elements in the matrix B. Refer to <i>values</i> array description in Sparse Matrix Storage Formats for more details.</p>
<i>jb</i>	<p>INTEGER. Array containing the column indices for each non-zero element of the matrix B. For each row the column indices must be arranged in the increasing order. The length of this array is equal to the length of the array b. Refer to <i>columns</i> array description in Sparse Matrix Storage Formats for more details.</p>
<i>ib</i>	<p>INTEGER. Array of length $m + 1$. This array contains indices of elements in the array b, such that $ib(I)$ is the index in the array b of the first non-zero element from the row I. The value of the last element $ib(m$</p>

+ 1) is equal to the number of non-zero elements of the matrix B plus one. Refer to *rowIndex* array description in [Sparse Matrix Storage Formats](#) for more details.

Output Parameters

C	<p>REAL for mkl_scsrmultd. DOUBLE PRECISION for mkl_dcscrmultd. COMPLEX for mkl_ccscrmultd. DOUBLE COMPLEX for mkl_zcscrmultd. Array containing non-zero elements of the result matrix C.</p>
ldc	<p>INTEGER. Specifies the first dimension of the dense matrix C as declared in the calling (sub)program. Must be at least $\max(m, 1)$ when $trans = 'N'$ or $'n'$, or $\max(1, n)$ otherwise.</p>

Interfaces

FORTRAN 77:

```

SUBROUTINE mkl_scsrmultd( trans, m, n, k, a, ja, ia, b, jb, ib, c, ldc)
    CHARACTER*1  trans
    INTEGER      m, n, k, ldc
    INTEGER      ja(*), jb(*), ia(*), ib(*)
    REAL         a(*), b(*), c(ldc, *)

SUBROUTINE mkl_dcsrmultd( trans, m, n, k, a, ja, ia, b, jb, ib, c, ldc)
    CHARACTER*1  trans
    INTEGER      m, n, k, ldc
    INTEGER      ja(*), jb(*), ia(*), ib(*)
    DOUBLE PRECISION  a(*), b(*), c(ldc, *)

SUBROUTINE mkl_ccsrmultd( trans, m, n, k, a, ja, ia, b, jb, ib, c, ldc)
    CHARACTER*1  trans
    INTEGER      m, n, k, ldc
    INTEGER      ja(*), jb(*), ia(*), ib(*)
    COMPLEX      a(*), b(*), c(ldc, *)

SUBROUTINE mkl_zcsrmultd( trans, m, n, k, a, ja, ia, b, jb, ib, c, ldc)
    CHARACTER*1  trans
    INTEGER      m, n, k, ldc
    INTEGER      ja(*), jb(*), ia(*), ib(*)
    DOUBLE COMPLEX  a(*), b(*), c(ldc, *)

```


C:

```
void mkl_scsrmltd(char *trans, int *m, int *n, int *k,
float *a, int *ja, int *ia, float *b, int *jb, int *ib, float *c, int *ldc);

void mkl_dcscrmltd(char *trans, int *m, int *n, int *k,
double *a, int *ja, int *ia, double *b, int *jb, int *ib, double *c, int *ldc);

void mkl_ccscrmltd(char *trans, int *m, int *n, int *k,
MKL_Complex8 *a, int *ja, int *ia, MKL_Complex8 *b, int *jb, int *ib,
MKL_Complex8 *c, int *ldc);

void mkl_zcscrmltd(char *trans, int *m, int *n, int *k,
MKL_Complex16 *a, int *ja, int *ia, MKL_Complex16 *b, int *jb, int *ib,
MKL_Complex16 *c, int *ldc);
```

BLAS-like Extensions

Intel MKL provides C and Fortran routines to perform certain data manipulation, including matrix in-place and out-of-place transposition operations combined with simple matrix arithmetic operations. Transposition operations are Copy As Is, Conjugate transpose, Transpose, and Conjugate. Each routine adds the possibility of scaling during the transposition operation by giving some *alpha* and/or *beta* parameters. Each routine supports both row-major orderings and column-major orderings.

There is also `?gemm3m`, a routine that computes a matrix-matrix product of general complex matrices using matrix multiplication.

Table 2-10 lists these routines.

The `<?>` symbol in the routine short names is a precision prefix that indicates the data type:

<i>s</i>	REAL for Fortran interface, or <code>float</code> for C interface
<i>d</i>	DOUBLE PRECISION for Fortran interface, or <code>double</code> for C interface.
<i>c</i>	COMPLEX for Fortran interface, or <code>MKL_Complex8</code> for C interface.
<i>z</i>	DOUBLE COMPLEX for Fortran interface, or <code>MKL_Complex16</code> for C interface.

Table 2-10. BLAS-like Extensions

Routine	Data Types	Description
<code>mkl_?imatcopy</code>	<i>s</i> , <i>d</i> , <i>c</i> , <i>z</i>	Performs scaling and in-place transposition/copying of matrices.
<code>mkl_?omatcopy</code>	<i>s</i> , <i>d</i> , <i>c</i> , <i>z</i>	Performs scaling and out-of-place transposition/copying of matrices.

Routine	Data Types	Description
mkl_?omatcopy2	s, d, c, z	Performs two-strided scaling and out-of-place transposition/copying of matrices.
mkl_?omatadd	s, d, c, z	Performs scaling and sum of two matrices including their out-of-place transposition/copying.
?gemm3m	c, z	Computes a scalar-matrix-matrix product using matrix multiplications and adds the result to a scalar-matrix product.

mkl_?imatcopy

Performs scaling and in-place transposition/copying of matrices.

Syntax

Fortran:

```
call mkl_simatcopy(ordering, trans, rows, cols, alpha, a, src_lda, dst_lda)
call mkl_dimatcopy(ordering, trans, rows, cols, alpha, a, src_lda, dst_lda)
call mkl_cimatcopy(ordering, trans, rows, cols, alpha, a, src_lda, dst_lda)
call mkl_zimatcopy(ordering, trans, rows, cols, alpha, a, src_lda, dst_lda)
```

C:

```
mkl_simatcopy(ordering, trans, rows, cols, alpha, a, src_lda, dst_lda);
mkl_dimatcopy(ordering, trans, rows, cols, alpha, a, src_lda, dst_lda);
mkl_cimatcopy(ordering, trans, rows, cols, alpha, a, src_lda, dst_lda);
mkl_zimatcopy(ordering, trans, rows, cols, alpha, a, src_lda, dst_lda);
```

Description

This routine is declared in `mkl_trans.fi` for FORTRAN 77 interface and in `mkl_trans.h` for C interface. Always reference `mkl_trans.h` for C interface correct resolution.

The `mkl_?imatcopy` routine performs scaling and in-place transposition/copying of matrices. A transposition operation can be a normal matrix copy, a transposition, a conjugate transposition, or just a conjugation. The operation is defined as follows:

$$A := \alpha * \text{op}(A).$$

The routine parameter descriptions are common for all implemented interfaces with the exception of data types that refer here to the FORTRAN 77 standard types. Data types specific to the different interfaces are described in the section “**Interfaces**” below.

Note that different arrays should not overlap.

Input Parameters

<i>ordering</i>	CHARACTER*1. Ordering of the matrix storage. If <i>ordering</i> = 'R' or 'r', the ordering is row-major. If <i>ordering</i> = 'C' or 'c', the ordering is column-major.
<i>trans</i>	CHARACTER*1. Parameter that specifies the operation type. If <i>trans</i> = 'N' or 'n', $\text{op}(A) = A$ and the matrix <i>A</i> is assumed unchanged on input. If <i>trans</i> = 'T' or 't', it is assumed that <i>A</i> should be transposed. If <i>trans</i> = 'C' or 'c', it is assumed that <i>A</i> should be conjugate transposed. If <i>trans</i> = 'R' or 'r', it is assumed that <i>A</i> should be only conjugated. If the data is real, then <i>trans</i> = 'R' is the same as <i>trans</i> = 'N', and <i>trans</i> = 'C' is the same as <i>trans</i> = 'T'.
<i>rows</i>	INTEGER. The number of matrix rows.
<i>cols</i>	INTEGER. The number of matrix columns.
<i>a</i>	REAL for <code>mkl_simatcopy</code> . DOUBLE PRECISION for <code>mkl_dimatcopy</code> . COMPLEX for <code>mkl_cimatcopy</code> . DOUBLE COMPLEX for <code>mkl_zimatcopy</code> . Array, DIMENSION <i>a</i> (<i>scr_lda</i> , *).
<i>alpha</i>	REAL for <code>mkl_simatcopy</code> . DOUBLE PRECISION for <code>mkl_dimatcopy</code> . COMPLEX for <code>mkl_cimatcopy</code> . DOUBLE COMPLEX for <code>mkl_zimatcopy</code> . This parameter scales the input matrix by <i>alpha</i> .

src_lda

INTEGER. Distance between the first elements in adjacent columns (in the case of the column-major order) or rows (in the case of the row-major order) in the source matrix; measured in the number of elements.
This parameter must be at least $\max(1, \text{rows})$ if *ordering* = 'C' or 'c', and $\max(1, \text{cols})$ otherwise.

dst_lda

INTEGER. Distance between the first elements in adjacent columns (in the case of the column-major order) or rows (in the case of the row-major order) in the destination matrix; measured in the number of elements.

To determine the minimum value of *dst_lda* on output, consider the following guideline:

If *ordering* = 'C' or 'c', then

- If *trans* = 'T' or 't' or 'C' or 'c', this parameter must be at least $\max(1, \text{rows})$
- If *trans* = 'N' or 'n' or 'R' or 'r', this parameter must be at least $\max(1, \text{cols})$

If *ordering* = 'R' or 'r', then

- If *trans* = 'T' or 't' or 'C' or 'c', this parameter must be at least $\max(1, \text{cols})$
- If *trans* = 'N' or 'n' or 'R' or 'r', this parameter must be at least $\max(1, \text{rows})$

Output Parameters

a

REAL for mkl_simatcopy.
DOUBLE PRECISION for mkl_dimatcopy.
COMPLEX for mkl_cimatcopy.
DOUBLE COMPLEX for mkl_zimatcopy.
Array, DIMENSION at least *m*.
Contains the matrix *A*.

Interfaces

FORTRAN 77:

```

SUBROUTINE mkl_simatcopy ( ordering, trans, rows, cols, alpha, a, src_lda, dst_lda )
    CHARACTER*1 ordering, trans
    INTEGER rows, cols, src_ld, dst_ld
    REAL a(*), alpha*

SUBROUTINE mkl_dimatcopy ( ordering, trans, rows, cols, alpha, a, src_lda, dst_lda )
    CHARACTER*1 ordering, trans
    INTEGER rows, cols, src_ld, dst_ld
    DOUBLE PRECISION a(*), alpha*

SUBROUTINE mkl_cimatcopy ( ordering, trans, rows, cols, alpha, a, src_lda, dst_lda )
    CHARACTER*1 ordering, trans
    INTEGER rows, cols, src_ld, dst_ld
    COMPLEX a(*), alpha*

SUBROUTINE mkl_zimatcopy ( ordering, trans, rows, cols, alpha, a, src_lda, dst_lda )
    CHARACTER*1 ordering, trans
    INTEGER rows, cols, src_ld, dst_ld
    DOUBLE COMPLEX a(*), alpha*

```

C:

```

void mkl_simatcopy(char ordering, char trans, size_t rows, size_t cols, float *alpha, float
    *a, size_t src_lda, size_t dst_lda);

void mkl_dimatcopy(char ordering, char trans, size_t rows, size_t cols, double *alpha, float
    *a, size_t src_lda, size_t dst_lda);

void mkl_cimatcopy(char ordering, char trans, size_t rows, size_t cols, MKL_Complex8 *alpha,
    MKL_Complex8 *a, size_t src_lda, size_t dst_lda);

void mkl_zimatcopy(char ordering, char trans, size_t rows, size_t cols, MKL_Complex16 *alpha,
    MKL_Complex16 *a, size_t src_lda, size_t dst_lda);

```

mkl_?omatcopy

Performs scaling and out-place transposition/copying of matrices.

Syntax

Fortran:

```
call mkl_somatcopy(ordering, trans, rows, cols, alpha, src, src_ld, dst,
dst_ld)

call mkl_domatcopy(ordering, trans, rows, cols, alpha, src, src_ld, dst,
dst_ld)

call mkl_comatcopy(ordering, trans, rows, cols, alpha, src, src_ld, dst,
dst_ld)

call mkl_zomatcopy(ordering, trans, rows, cols, alpha, src, src_ld, dst,
dst_ld)
```

C:

```
mkl_somatcopy(ordering, trans, rows, cols, alpha, SRC, src_stride, DST,
dst_stride);

mkl_domatcopy(ordering, trans, rows, cols, alpha, SRC, src_stride, DST,
dst_stride);

mkl_comatcopy(ordering, trans, rows, cols, alpha, SRC, src_stride, DST,
dst_stride);

mkl_zomatcopy(ordering, trans, rows, cols, alpha, SRC, src_stride, DST,
dst_stride);
```

Description

This routine is declared in `mkl_trans.fi` for FORTRAN 77 interface and in `mkl_trans.h` for C interface. Always reference `mkl_trans.h` for C interface correct resolution.

The `mkl_?omatcopy` routine performs scaling and out-of-place transposition/copying of matrices. A transposition operation can be a normal matrix copy, a transposition, a conjugate transposition, or just a conjugation. The operation is defined as follows:

$$B := \alpha * op(A)$$

The routine parameter descriptions are common for all implemented interfaces with the exception of data types that mostly refer here to the FORTRAN 77 standard types. Data types specific to the different interfaces are described in the section “**Interfaces**” below.

Note that different arrays should not overlap.

Input Parameters

<i>ordering</i>	<p>CHARACTER*1. Ordering of the matrix storage.</p> <p>If <i>ordering</i> = 'R' or 'r', the ordering is row-major.</p> <p>If <i>ordering</i> = 'C' or 'c', the ordering is column-major.</p>
<i>trans</i>	<p>CHARACTER*1. Parameter that specifies the operation type.</p> <p>If <i>trans</i> = 'N' or 'n', $\text{op}(A)=A$ and the matrix <i>A</i> is assumed unchanged on input.</p> <p>If <i>trans</i> = 'T' or 't', it is assumed that <i>A</i> should be transposed.</p> <p>If <i>trans</i> = 'C' or 'c', it is assumed that <i>A</i> should be conjugate transposed.</p> <p>If <i>trans</i> = 'R' or 'r', it is assumed that <i>A</i> should be only conjugated.</p> <p>If the data is real, then <i>trans</i> = 'R' is the same as <i>trans</i> = 'N', and <i>trans</i> = 'C' is the same as <i>trans</i> = 'T'.</p>
<i>rows</i>	INTEGER. The number of matrix rows.
<i>cols</i>	INTEGER. The number of matrix columns.
<i>alpha</i>	<p>REAL for mkl_somatcopy.</p> <p>DOUBLE PRECISION for mkl_domatcopy.</p> <p>COMPLEX for mkl_comatcopy.</p> <p>DOUBLE COMPLEX for mkl_zomatcopy.</p> <p>This parameter scales the input matrix by <i>alpha</i>.</p>
<i>src</i>	<p>REAL for mkl_somatcopy.</p> <p>DOUBLE PRECISION for mkl_domatcopy.</p> <p>COMPLEX for mkl_comatcopy.</p> <p>DOUBLE COMPLEX for mkl_zomatcopy.</p> <p>Array, DIMENSION <i>src</i>(<i>scr_ld</i>,*).</p>

<i>src_ld</i>	<p>INTEGER. (Fortran interface). Distance between the first elements in adjacent columns (in the case of the column-major order) or rows (in the case of the row-major order) in the source matrix; measured in the number of elements.</p> <p>This parameter must be at least $\max(1, \text{rows})$ if <i>ordering</i> = 'C' or 'c', and $\max(1, \text{cols})$ otherwise.</p>
<i>src_stride</i>	<p>INTEGER. (C interface). Distance between the first elements in adjacent columns (in the case of the column-major order) or rows (in the case of the row-major order) in the source matrix; measured in the number of elements.</p> <p>This parameter must be at least $\max(1, \text{rows})$ if <i>ordering</i> = 'C' or 'c', and $\max(1, \text{cols})$ otherwise.</p>
<i>dst</i>	<p>REAL for <code>mkl_somatcopy</code>. DOUBLE PRECISION for <code>mkl_domatcopy</code>. COMPLEX for <code>mkl_comatcopy</code>. DOUBLE COMPLEX for <code>mkl_zomatcopy</code>. Array, DIMENSION <i>dst(dst_ld,*)</i>.</p>
<i>dst_ld</i>	<p>INTEGER. (Fortran interface). Distance between the first elements in adjacent columns (in the case of the column-major order) or rows (in the case of the row-major order) in the destination matrix; measured in the number of elements.</p> <p>To determine the minimum value of <i>dst_lda</i> on output, consider the following guideline:</p> <p>If <i>ordering</i> = 'C' or 'c', then</p> <ul style="list-style-type: none"> • If <i>trans</i> = 'T' or 't' or 'C' or 'c', this parameter must be at least $\max(1, \text{rows})$ • If <i>trans</i> = 'N' or 'n' or 'R' or 'r', this parameter must be at least $\max(1, \text{cols})$ <p>If <i>ordering</i> = 'R' or 'r', then</p> <ul style="list-style-type: none"> • If <i>trans</i> = 'T' or 't' or 'C' or 'c', this parameter must be at least $\max(1, \text{cols})$ • If <i>trans</i> = 'N' or 'n' or 'R' or 'r', this parameter must be at least $\max(1, \text{rows})$

dst_stride

INTEGER. (C interface). Distance between the first elements in adjacent columns (in the case of the column-major order) or rows (in the case of the row-major order) in the destination matrix; measured in the number of elements. To determine the minimum value of *dst_lda* on output, consider the following guideline:

If *ordering* = 'C' or 'c', then

- If *trans* = 'T' or 't' or 'C' or 'c', this parameter must be at least $\max(1, \text{rows})$
- If *trans* = 'N' or 'n' or 'R' or 'r', this parameter must be at least $\max(1, \text{cols})$

If *ordering* = 'R' or 'r', then

- If *trans* = 'T' or 't' or 'C' or 'c', this parameter must be at least $\max(1, \text{cols})$
- If *trans* = 'N' or 'n' or 'R' or 'r', this parameter must be at least $\max(1, \text{rows})$

Output Parameters

dst

REAL for mkl_somatcopy.
 DOUBLE PRECISION for mkl_domatcopy.
 COMPLEX for mkl_comatcopy.
 DOUBLE COMPLEX for mkl_zomatcopy.
 Array, DIMENSION at least *m*.
 Contains the destination matrix.

Interfaces

FORTRAN 77:

```

SUBROUTINE mkl_somatcopy ( ordering, trans, rows, cols, alpha, src, src_ld, dst, dst_ld )
    CHARACTER*1 ordering, trans
    INTEGER rows, cols, src_ld, dst_ld
    REAL alpha, dst(dst_ld,*), src(src_ld,*)

SUBROUTINE mkl_domatcopy ( ordering, trans, rows, cols, alpha, src, src_ld, dst, dst_ld )
    CHARACTER*1 ordering, trans
    INTEGER rows, cols, src_ld, dst_ld
    DOUBLE PRECISION alpha, dst(dst_ld,*), src(src_ld,*)

SUBROUTINE mkl_comatcopy ( ordering, trans, rows, cols, alpha, src, src_ld, dst, dst_ld )
    CHARACTER*1 ordering, trans
    INTEGER rows, cols, src_ld, dst_ld
    COMPLEX alpha, dst(dst_ld,*), src(src_ld,*)

SUBROUTINE mkl_zomatcopy ( ordering, trans, rows, cols, alpha, src, src_ld, dst, dst_ld )
    CHARACTER*1 ordering, trans
    INTEGER rows, cols, src_ld, dst_ld
    DOUBLE COMPLEX alpha, dst(dst_ld,*), src(src_ld,*)

```

C:

```

void mkl_somatcopy(char ordering, char trans, size_t rows, size_t cols, float *alpha, float
    *SRC, size_t src_stride, float *DST, size_t dst_stride);

void mkl_domatcopy(char ordering, char trans, size_t rows, size_t cols, float *alpha, double
    *SRC, size_t src_stride, double *DST, size_t dst_stride);

void mkl_comatcopy(char ordering, char trans, size_t rows, size_t cols, MKL_Complex8 *alpha,
    MKL_Complex8 *SRC, size_t src_stride, MKL_Complex8 *DST, size_t dst_stride);

void mkl_zomatcopy(char ordering, char trans, size_t rows, size_t cols, MKL_Complex16 *alpha,
    MKL_Complex16 *SRC, size_t src_stride, MKL_Complex16 *DST, size_t dst_stride);

```

mkl_?omatcopy2

Performs two-strided scaling and out-of-place transposition/copying of matrices.

Syntax

Fortran:

```
call mkl_somatcopy2(ordering, trans, rows, cols, alpha, src, src_row, src_col,
dst, dst_row, dst_col)

call mkl_domatcopy2(ordering, trans, rows, cols, alpha, src, src_row, src_col,
dst, dst_row, dst_col)

call mkl_comatcopy2(ordering, trans, rows, cols, alpha, src, src_row, src_col,
dst, dst_row, dst_col)

call mkl_zomatcopy2(ordering, trans, rows, cols, alpha, src, src_row, src_col,
dst, dst_row, dst_col)
```

C:

```
mkl_somatcopy2(ordering, trans, rows, cols, alpha, SRC, src_row, src_col,
DST, dst_row, dst_col);

mkl_domatcopy2(ordering, trans, rows, cols, alpha, SRC, src_row, src_col,
DST, dst_row, dst_col);

mkl_comatcopy2(ordering, trans, rows, cols, alpha, SRC, src_row, src_col,
DST, dst_row, dst_col);

mkl_zomatcopy2(ordering, trans, rows, cols, alpha, SRC, src_row, src_col,
DST, dst_row, dst_col);
```

Description

This routine is declared in `mkl_trans.fi` for FORTRAN 77 interface and in `mkl_trans.h` for C interface. Always reference `mkl_trans.h` for C interface correct resolution.

The `mkl_?omatcopy2` routine performs two-strided scaling and out-of-place transposition/copying of matrices. A transposition operation can be a normal matrix copy, a transposition, a conjugate transposition, or just a conjugation. The operation is defined as follows:

$$B := \alpha * \text{op}(A)$$

Normally, matrices in the BLAS or LAPACK are specified by a single stride index. For instance, in the column-major order, $A(2,1)$ is stored in memory one element away from $A(1,1)$, but $A(1,2)$ is a leading dimension away. The leading dimension in this case is the single stride. If a matrix has two strides, then both $A(2,1)$ and $A(1,2)$ may be an arbitrary distance from $A(1,1)$.

The routine parameter descriptions are common for all implemented interfaces with the exception of data types that refer here to the FORTRAN 77 standard types. Data types specific to the different interfaces are described in the section **"Interfaces"** below.

Note that different arrays should not overlap.

Input Parameters

<i>ordering</i>	<p>CHARACTER*1. Ordering of the matrix storage.</p> <p>If <i>ordering</i> = 'R' or 'r', the ordering is row-major.</p> <p>If <i>ordering</i> = 'C' or 'c', the ordering is column-major.</p>
<i>trans</i>	<p>CHARACTER*1. Parameter that specifies the operation type.</p> <p>If <i>trans</i> = 'N' or 'n', $op(A)=A$ and the matrix <i>A</i> is assumed unchanged on input.</p> <p>If <i>trans</i> = 'T' or 't', it is assumed that <i>A</i> should be transposed.</p> <p>If <i>trans</i> = 'C' or 'c', it is assumed that <i>A</i> should be conjugate transposed.</p> <p>If <i>trans</i> = 'R' or 'r', it is assumed that <i>A</i> should be only conjugated.</p> <p>If the data is real, then <i>trans</i> = 'R' is the same as <i>trans</i> = 'N', and <i>trans</i> = 'C' is the same as <i>trans</i> = 'T'.</p>
<i>rows</i>	INTEGER. The number of matrix rows.
<i>cols</i>	INTEGER. The number of matrix columns.
<i>alpha</i>	<p>REAL for mkl_somatcopy2.</p> <p>DOUBLE PRECISION for mkl_domatcopy2.</p> <p>COMPLEX for mkl_comatcopy2.</p> <p>DOUBLE COMPLEX for mkl_zomatcopy2.</p> <p>This parameter scales the input matrix by <i>alpha</i>.</p>
<i>src</i>	<p>REAL for mkl_somatcopy2.</p> <p>DOUBLE PRECISION for mkl_domatcopy2.</p> <p>COMPLEX for mkl_comatcopy2.</p> <p>DOUBLE COMPLEX for mkl_zomatcopy2.</p>

	Array, DIMENSION <i>src</i> (*).
<i>src_row</i>	<p>INTEGER. Distance between the first elements in adjacent rows in the source matrix; measured in the number of elements.</p> <p>This parameter must be at least $\max(1, rows)$.</p>
<i>src_col</i>	<p>INTEGER. Distance between the first elements in adjacent columns in the source matrix; measured in the number of elements.</p> <p>This parameter must be at least $\max(1, cols)$.</p>
<i>dst</i>	<p>REAL for <code>mkl_somatcopy2</code>. DOUBLE PRECISION for <code>mkl_domatcopy2</code>. COMPLEX for <code>mkl_comatcopy2</code>. DOUBLE COMPLEX for <code>mkl_zomatcopy2</code>.</p> <p>Array, DIMENSION <i>dst</i>(*).</p>
<i>dst_row</i>	<p>INTEGER. Distance between the first elements in adjacent rows in the destination matrix; measured in the number of elements.</p> <p>To determine the minimum value of <i>dst_row</i> on output, consider the following guideline:</p> <ul style="list-style-type: none"> • If <i>trans</i> = 'T' or 't' or 'C' or 'c', this parameter must be at least $\max(1, cols)$ • If <i>trans</i> = 'N' or 'n' or 'R' or 'r', this parameter must be at least $\max(1, rows)$
<i>dst_col</i>	<p>INTEGER. Distance between the first elements in adjacent columns in the destination matrix; measured in the number of elements.</p> <p>To determine the minimum value of <i>dst_lda</i> on output, consider the following guideline:</p> <ul style="list-style-type: none"> • If <i>trans</i> = 'T' or 't' or 'C' or 'c', this parameter must be at least $\max(1, rows)$ • If <i>trans</i> = 'N' or 'n' or 'R' or 'r', this parameter must be at least $\max(1, cols)$

Output Parameters

dst REAL for mkl_somatcopy2.
DOUBLE PRECISION for mkl_domatcopy2.
COMPLEX for mkl_comatcopy2.
DOUBLE COMPLEX for mkl_zomatcopy2.
Array, DIMENSION at least *m*.
Contains the destination matrix.

Interfaces

FORTRAN 77:

```
SUBROUTINE mkl_somatcopy2 ( ordering, trans, rows, cols, alpha, src, src_row, src_col, dst,
    dst_row, dst_col )
    CHARACTER*1 ordering, trans
    INTEGER rows, cols, src_row, src_col, dst_row, dst_col
    REAL alpha, dst(*), src(*)

SUBROUTINE mkl_domatcopy2 ( ordering, trans, rows, cols, alpha, src, src_row, src_col, dst,
    dst_row, dst_col )
    CHARACTER*1 ordering, trans
    INTEGER rows, cols, src_row, src_col, dst_row, dst_col
    DOUBLE PRECISION alpha, dst(*), src(*)

SUBROUTINE mkl_comatcopy2 ( ordering, trans, rows, cols, alpha, src, src_row, src_col, dst,
    dst_row, dst_col )
    CHARACTER*1 ordering, trans
    INTEGER rows, cols, src_row, src_col, dst_row, dst_col
    COMPLEX alpha, dst(*), src(*)

SUBROUTINE mkl_zomatcopy2 ( ordering, trans, rows, cols, alpha, src, src_row, src_col, dst,
    dst_row, dst_col )
    CHARACTER*1 ordering, trans
    INTEGER rows, cols, src_row, src_col, dst_row, dst_col
    DOUBLE COMPLEX alpha, dst(*), src(*)
```

C:

```

void mkl_somatcopy2(char ordering, char trans, size_t rows, size_t cols, float *alpha, float
    *SRC, size_t src_row, size_t src_col, float *DST, size_t dst_row, size_t dst_col);

void mkl_domatcopy2(char ordering, char trans, size_t rows, size_t cols, float *alpha,
    double *SRC, size_t src_row, size_t src_col, double *DST, size_t dst_row, size_t dst_col);

void mkl_comatcopy2(char ordering, char trans, size_t rows, size_t cols, MKL_Complex8 *alpha,
    MKL_Complex8 *SRC, size_t src_row, size_t src_col, MKL_Complex8 *DST, size_t dst_row,
    size_t dst_col);

void mkl_zomatcopy2(char ordering, char trans, size_t rows, size_t cols, MKL_Complex16
    *alpha, MKL_Complex16 *SRC, size_t src_row, size_t src_col, MKL_Complex16 *DST, size_t
    dst_row, size_t dst_col);

```

mkl_?omatadd

Performs scaling and sum of two matrices including their out-of-place transposition/copying.

Syntax**Fortran:**

```

call mkl_somatadd(ordering, transa, transb, m, n, alpha, a, lda, beta, b,
    ldb, c, ldc)

call mkl_domatadd(ordering, transa, transb, m, n, alpha, a, lda, beta, b,
    ldb, c, ldc)

call mkl_comatadd(ordering, transa, transb, m, n, alpha, a, lda, beta, b,
    ldb, c, ldc)

call mkl_zomatadd(ordering, transa, transb, m, n, alpha, a, lda, beta, b,
    ldb, c, ldc)

```

C:

```

mkl_somatadd(ordering, transa, transb, m, n, alpha, A, lda, beta, B, ldb, C,
    ldc);

mkl_domatadd(ordering, transa, transb, m, n, alpha, A, lda, beta, B, ldb, C,
    ldc);

mkl_comatadd(ordering, transa, transb, m, n, alpha, A, lda, beta, B, ldb, C,
    ldc);

```

```
mkl_zomatadd(ordering, transa, transb, m, n, alpha, A, lda, beta, B, ldb, C, ldc);
```

Description

This routine is declared in `mkl_trans.fi` for FORTRAN 77 interface and in `mkl_trans.h` for C interface. Always reference `mkl_trans.h` for C interface correct resolution.

The `mkl_?omatadd` routine scaling and sum of two matrices including their out-of-place transposition/copying. A transposition operation can be a normal matrix copy, a transposition, a conjugate transposition, or just a conjugation. The following out-of-place memory movement is done:

$$C := \alpha * \text{op}(A) + \beta * \text{op}(B)$$

`op(A)` is either transpose, conjugate-transpose, or leave alone depending on `transa`. If no transposition of the source matrices is required, `m` is the number of rows and `n` is the number of columns in the source matrices `A` and `B`. In this case, the output matrix `C` is `m-by-n`.

The routine parameter descriptions are common for all implemented interfaces with the exception of data types that refer here to the FORTRAN 77 standard types. Data types specific to the different interfaces are described in the section **"Interfaces"** below.

Note that different arrays should not overlap.

Input Parameters

<i>ordering</i>	<p>CHARACTER*1. Ordering of the matrix storage.</p> <p>If <i>ordering</i> = 'R' or 'r', the ordering is row-major.</p> <p>If <i>ordering</i> = 'C' or 'c', the ordering is column-major.</p>
<i>transa</i>	<p>CHARACTER*1. Parameter that specifies the operation type on matrix <i>A</i>.</p> <p>If <i>transa</i> = 'N' or 'n', <code>op(A)</code> = <i>A</i> and the matrix <i>A</i> is assumed unchanged on input.</p> <p>If <i>transa</i> = 'T' or 't', it is assumed that <i>A</i> should be transposed.</p> <p>If <i>transa</i> = 'C' or 'c', it is assumed that <i>A</i> should be conjugate transposed.</p> <p>If <i>transa</i> = 'R' or 'r', it is assumed that <i>A</i> should be only conjugated.</p> <p>If the data is real, then <i>transa</i> = 'R' is the same as <i>transa</i> = 'N', and <i>transa</i> = 'C' is the same as <i>transa</i> = 'T'.</p>

<i>transb</i>	<p>CHARACTER*1. Parameter that specifies the operation type on matrix <i>B</i>.</p> <p>If <i>transb</i> = 'N' or 'n', $\text{op}(B)=B$ and the matrix <i>B</i> is assumed unchanged on input.</p> <p>If <i>transb</i> = 'T' or 't', it is assumed that <i>B</i> should be transposed.</p> <p>If <i>transb</i> = 'C' or 'c', it is assumed that <i>B</i> should be conjugate transposed.</p> <p>If <i>transb</i> = 'R' or 'r', it is assumed that <i>B</i> should be only conjugated.</p> <p>If the data is real, then <i>transb</i> = 'R' is the same as <i>transb</i> = 'N', and <i>transb</i> = 'C' is the same as <i>transb</i> = 'T'.</p>
<i>m</i>	INTEGER. The number of matrix rows.
<i>n</i>	INTEGER. The number of matrix columns.
<i>alpha</i>	<p>REAL for mkl_somatadd.</p> <p>DOUBLE PRECISION for mkl_domatadd.</p> <p>COMPLEX for mkl_comatadd.</p> <p>DOUBLE COMPLEX for mkl_zomatadd.</p> <p>This parameter scales the input matrix by <i>alpha</i>.</p>
<i>a</i>	<p>REAL for mkl_somatadd.</p> <p>DOUBLE PRECISION for mkl_domatadd.</p> <p>COMPLEX for mkl_comatadd.</p> <p>DOUBLE COMPLEX for mkl_zomatadd.</p> <p>Array, DIMENSION <i>a</i>(<i>lda</i>,*). </p>
<i>lda</i>	<p>INTEGER. Distance between the first elements in adjacent columns (in the case of the column-major order) or rows (in the case of the row-major order) in the source matrix <i>A</i>; measured in the number of elements.</p> <p>This parameter must be at least $\max(1, \text{rows})$ if <i>ordering</i> = 'C' or 'c', and $\max(1, \text{cols})$ otherwise.</p>
<i>beta</i>	<p>REAL for mkl_somatadd.</p> <p>DOUBLE PRECISION for mkl_domatadd.</p> <p>COMPLEX for mkl_comatadd.</p> <p>DOUBLE COMPLEX for mkl_zomatadd.</p> <p>This parameter scales the input matrix by <i>beta</i>.</p>
<i>b</i>	<p>REAL for mkl_somatadd.</p> <p>DOUBLE PRECISION for mkl_domatadd.</p>

ldb COMPLEX for mkl_comatadd.
 DOUBLE COMPLEX for mkl_zomatadd.
 Array, DIMENSION *b(ldb,*)*.
 INTEGER. Distance between the first elements in adjacent columns (in the case of the column-major order) or rows (in the case of the row-major order) in the source matrix *B*; measured in the number of elements.
 This parameter must be at least $\max(1, \text{rows})$ if *ordering* = 'C' or 'c', and $\max(1, \text{cols})$ otherwise.

Output Parameters

c REAL for mkl_somatadd.
 DOUBLE PRECISION for mkl_domatadd.
 COMPLEX for mkl_comatadd.
 DOUBLE COMPLEX for mkl_zomatadd.
 Array, DIMENSION *c ldc,*)*.
ldc INTEGER. Distance between the first elements in adjacent columns (in the case of the column-major order) or rows (in the case of the row-major order) in the destination matrix *C*; measured in the number of elements.
 To determine the minimum value of *ldc*, consider the following guideline:
 If *ordering* = 'C' or 'c', then

- If *transa* or *transb* = 'T' or 't' or 'C' or 'c', this parameter must be at least $\max(1, \text{rows})$
- If *transa* or *transb* = 'N' or 'n' or 'R' or 'r', this parameter must be at least $\max(1, \text{cols})$

If *ordering* = 'R' or 'r', then

- If *transa* or *transb* = 'T' or 't' or 'C' or 'c', this parameter must be at least $\max(1, \text{cols})$
- If *transa* or *transb* = 'N' or 'n' or 'R' or 'r', this parameter must be at least $\max(1, \text{rows})$

Interfaces

FORTRAN 77:

```

SUBROUTINE mkl_somatadd ( ordering, transa, transb, m, n, alpha, a, lda, beta, b, ldb, c,
ldc )
    CHARACTER*1 ordering, transa, transb
    INTEGER m, n, lda, ldb, ldc
    REAL alpha, beta
    REAL a(lda,*), b(ldb,*), c(ldc,*)

SUBROUTINE mkl_domatadd ( ordering, transa, transb, m, n, alpha, a, lda, beta, b, ldb, c,
ldc )
    CHARACTER*1 ordering, transa, transb
    INTEGER m, n, lda, ldb, ldc
    DOUBLE PRECISION alpha, beta
    DOUBLE PRECISION a(lda,*), b(ldb,*), c(ldc,*)

SUBROUTINE mkl_comatadd ( ordering, transa, transb, m, n, alpha, a, lda, beta, b, ldb, c,
ldc )
    CHARACTER*1 ordering, transa, transb
    INTEGER m, n, lda, ldb, ldc
    COMPLEX alpha, beta
    COMPLEX a(lda,*), b(ldb,*), c(ldc,*)

SUBROUTINE mkl_zomatadd ( ordering, transa, transb, m, n, alpha, a, lda, beta, b, ldb, c,
ldc )
    CHARACTER*1 ordering, transa, transb
    INTEGER m, n, lda, ldb, ldc
    DOUBLE COMPLEX alpha, beta
    DOUBLE COMPLEX a(lda,*), b(ldb,*), c(ldc,*)

```

C:

```

void mkl_somatadd(char ordering, char transa, char transb, size_t m, size_t n, float *alpha,
float *A, size_t lda, float *beta, float *B, size_t ldb, float *C, size_t ldc);

void mkl_domatadd(char ordering, char transa, char transb, size_t m, size_t n, double *alpha,
double *A, size_t lda, double *beta, float *B, size_t ldb, double *C, size_t ldc);

void mkl_comatadd(char ordering, char transa, char transb, size_t m, size_t n,
MKL_Complex8 *alpha, MKL_Complex8 *A, size_t lda, float *beta, float *B, size_t ldb,
MKL_Complex8 *C, size_t ldc);

void mkl_zomatadd(char ordering, char transa, char transb, size_t m, size_t n,
MKL_Complex16 *alpha, MKL_Complex16 *A, size_t lda, float *beta, float *B, size_t ldb,
MKL_Complex16 *C, size_t ldc);

```

?gemm3m

Computes a scalar-matrix-matrix product using matrix multiplications and adds the result to a scalar-matrix product.

Syntax

FORTRAN 77:

```
call cgemm3m(transa, transb, m, n, k, alpha, a, lda, b, ldb, beta, c, ldc)
call zgemm3m(transa, transb, m, n, k, alpha, a, lda, b, ldb, beta, c, ldc)
```

Fortran 95:

```
call gemm3m(a, b, c [,transa][,transb] [,alpha][,beta])
```

Description

This routine is declared in `mkl_blas.fi` for FORTRAN 77 interface, in `blas.f90` for Fortran 95 interface, and in `mkl_blas.h` for C interface.

The `?gemm3m` routines perform a matrix-matrix operation with general complex matrices. These routines are similar to the `?gemm` routines, but they use matrix multiplications (see *Application Notes* below).

The operation is defined as

$$C := \alpha * \text{op}(A) * \text{op}(B) + \beta * C,$$

where:

$\text{op}(x)$ is one of $\text{op}(x) = x$, or $\text{op}(x) = x'$, or $\text{op}(x) = \text{conjg}(x')$,

α and β are scalars,

A , B and C are matrices:

$\text{op}(A)$ is an m -by- k matrix,

$\text{op}(B)$ is a k -by- n matrix,

C is an m -by- n matrix.

Input Parameters

<i>transa</i>	CHARACTER*1. Specifies the form of $\text{op}(A)$ used in the matrix multiplication:
---------------	--

	<p>if <i>transa</i> = 'N' or 'n', then $\text{op}(A) = A$; if <i>transa</i> = 'T' or 't', then $\text{op}(A) = A'$; if <i>transa</i> = 'C' or 'c', then $\text{op}(A) = \text{conjg}(A')$.</p>
<i>transb</i>	<p>CHARACTER*1. Specifies the form of $\text{op}(B)$ used in the matrix multiplication: if <i>transb</i> = 'N' or 'n', then $\text{op}(B) = B$; if <i>transb</i> = 'T' or 't', then $\text{op}(B) = B'$; if <i>transb</i> = 'C' or 'c', then $\text{op}(B) = \text{conjg}(B')$.</p>
<i>m</i>	<p>INTEGER. Specifies the number of rows of the matrix $\text{op}(A)$ and of the matrix <i>C</i>. The value of <i>m</i> must be at least zero.</p>
<i>n</i>	<p>INTEGER. Specifies the number of columns of the matrix $\text{op}(B)$ and the number of columns of the matrix <i>C</i>. The value of <i>n</i> must be at least zero.</p>
<i>k</i>	<p>INTEGER. Specifies the number of columns of the matrix $\text{op}(A)$ and the number of rows of the matrix $\text{op}(B)$. The value of <i>k</i> must be at least zero.</p>
<i>alpha</i>	<p>COMPLEX for <i>cgemm3m</i> DOUBLE COMPLEX for <i>zgemm3m</i> Specifies the scalar <i>alpha</i>.</p>
<i>a</i>	<p>COMPLEX for <i>cgemm3m</i> DOUBLE COMPLEX for <i>zgemm3m</i> Array, DIMENSION (<i>lda</i>, <i>ka</i>), where <i>ka</i> is <i>k</i> when <i>transa</i> = 'N' or 'n', and is <i>m</i> otherwise. Before entry with <i>transa</i> = 'N' or 'n', the leading <i>m</i>-by-<i>k</i> part of the array <i>a</i> must contain the matrix <i>A</i>, otherwise the leading <i>k</i>-by-<i>m</i> part of the array <i>a</i> must contain the matrix <i>A</i>.</p>
<i>lda</i>	<p>INTEGER. Specifies the first dimension of <i>a</i> as declared in the calling (sub)program. When <i>transa</i> = 'N' or 'n', then <i>lda</i> must be at least $\max(1, m)$, otherwise <i>lda</i> must be at least $\max(1, k)$.</p>
<i>b</i>	<p>COMPLEX for <i>cgemm3m</i> DOUBLE COMPLEX for <i>zgemm3m</i></p>

	<p>Array, DIMENSION (ldb, kb), where kb is n when $transb = 'N'$ or $'n'$, and is k otherwise. Before entry with $transb = 'N'$ or $'n'$, the leading k-by-n part of the array b must contain the matrix B, otherwise the leading n-by-k part of the array b must contain the matrix B.</p>
ldb	<p>INTEGER. Specifies the first dimension of b as declared in the calling (sub)program. When $transb = 'N'$ or $'n'$, then ldb must be at least $\max(1, k)$, otherwise ldb must be at least $\max(1, n)$.</p>
$beta$	<p>COMPLEX for <code>cgemm3m</code> DOUBLE COMPLEX for <code>zgemm3m</code> Specifies the scalar $beta$. When $beta$ is equal to zero, then c need not be set on input.</p>
c	<p>COMPLEX for <code>cgemm3m</code> DOUBLE COMPLEX for <code>zgemm3m</code> Array, DIMENSION (ldc, n). Before entry, the leading m-by-n part of the array c must contain the matrix C, except when $beta$ is equal to zero, in which case c need not be set on entry.</p>
ldc	<p>INTEGER. Specifies the first dimension of c as declared in the calling (sub)program. The value of ldc must be at least $\max(1, m)$.</p>

Output Parameters

c	Overwritten by the m -by- n matrix $(\alpha * \text{op}(A) * \text{op}(B) + \beta * C)$.
-----	---

Fortran 95 Interface Notes

Routines in Fortran 95 interface have fewer arguments in the calling sequence than their FORTRAN 77 counterparts. For general conventions applied to skip redundant or reconstructible arguments, see [Fortran 95 Interface Conventions](#).

Specific details for the routine `gemm3m` interface are the following:

a	<p>Holds the matrix A of size (ma, ka) where $ka = k$ if $transa = 'N'$, $ka = m$ otherwise,</p>
-----	---

	$ma = m$ if $transa = 'N'$, $ma = k$ otherwise.
b	Holds the matrix B of size (mb, kb) where $kb = n$ if $transb = 'N'$, $kb = k$ otherwise, $mb = k$ if $transb = 'N'$, $mb = n$ otherwise.
c	Holds the matrix C of size (m, n) .
$transa$	Must be 'N', 'C', or 'T'. The default value is 'N'.
$transb$	Must be 'N', 'C', or 'T'. The default value is 'N'.
$alpha$	The default value is 1.
$beta$	The default value is 1.

Application Notes

These routines perform the complex multiplication by forming the real and imaginary parts of the input matrices. It allows to use three real matrix multiplications and five real matrix additions, instead of the conventional four real matrix multiplications and two real matrix additions. The use of three real matrix multiplications only gives a 25% reduction of time in matrix operations. This can result in significant savings in computing time for large matrices.

If the errors in the floating point calculations satisfy the following conditions:

$$fl(x \text{ op } y) = (x \text{ op } y) (1 + \delta), |\delta| \leq u, \text{ op} = *, /, \quad fl(x \pm y) = x(1 + \alpha) \pm y(1 + \beta), \quad |\alpha|, |\beta| \leq u$$

then for n -by- n matrix $\hat{C} = fl(C_1 + iC_2) = fl((A_1 + iA_2)(B_1 + iB_2)) = \hat{C}_1 + i\hat{C}_2$ the following estimations are correct

$$\|\hat{C}_1 - C_2\| \leq 2(n+1)u\|A\|_{\infty}\|B\|_{\infty} + O(u^2),$$

$$\|\hat{C}_2 - C_1\| \leq 4(n+4)u\|A\|_{\infty}\|B\|_{\infty} + O(u^2),$$

where $\|A\|_{\infty} = \max(\|A_1\|_{\infty}, \|A_2\|_{\infty})$, and $\|B\|_{\infty} = \max(\|B_1\|_{\infty}, \|B_2\|_{\infty})$.

and hence the matrix multiplications are stable.

LAPACK Routines: Linear Equations

3

This chapter describes the Intel® Math Kernel Library implementation of routines from the LAPACK package that are used for solving systems of linear equations and performing a number of related computational tasks. The library includes LAPACK routines for both real and complex data. Routines are supported for systems of equations with the following types of matrices:

- general
- banded
- symmetric or Hermitian positive-definite (full, packed, and rectangular full packed (RFP) storage)
- symmetric or Hermitian positive-definite banded
- symmetric or Hermitian indefinite (both full and packed storage)
- symmetric or Hermitian indefinite banded
- triangular (full, packed, and RFP storage)
- triangular banded
- tridiagonal.

For each of the above matrix types, the library includes routines for performing the following computations:

- factoring the matrix (except for triangular matrices)
- equilibrating the matrix (except for RFP matrices)
- solving a system of linear equations
- estimating the condition number of a matrix (except for RFP matrices)
- refining the solution of linear equations and computing its error bounds (except for RFP matrices)
- inverting the matrix.

To solve a particular problem, you can call two or more [computational routines](#) or call a corresponding [driver routine](#) that combines several tasks in one call, such as `?gesv` for factoring and solving. For example, to solve a system of linear equations with a general matrix, call `?getrf` (*LU* factorization) and then `?getrs` (computing the solution). Then, call `?gerfs` to refine the solution and get the error bounds. Alternatively, use the driver routine `?gesvx` that performs all these tasks in one call.



WARNING. LAPACK routines expect that input matrices do not contain `INF` or `NaN` values. When input data is inappropriate for LAPACK, problems may arise, including possible hangs.

Starting from release 8.0, Intel MKL along with FORTRAN 77 interface to LAPACK computational and driver routines also supports Fortran 95 interface which uses simplified routine calls with shorter argument lists. The syntax section of the routine description gives the calling sequence for Fortran 95 interface immediately after FORTRAN 77 calls.

Routine Naming Conventions

To call each routine introduced in this chapter from the FORTRAN 77 program, you can use the LAPACK name.

LAPACK names are listed in [Table 3-1](#) and [Table 3-2](#), and have the structure `?yyzzz` or `?yyzz`, which is described below.

The initial symbol `?` indicates the data type:

s	real, single precision
c	complex, single precision
d	real, double precision
z	complex, double precision

Some routines can have combined character codes, such as `ds` or `zc`.

The second and third letters `yy` indicate the matrix type and storage scheme:

ge	general
gb	general band
gt	general tridiagonal
po	symmetric or Hermitian positive-definite
pp	symmetric or Hermitian positive-definite (packed storage)
pf	symmetric or Hermitian positive-definite (RFP storage)
pb	symmetric or Hermitian positive-definite band
pt	symmetric or Hermitian positive-definite tridiagonal
sy	symmetric indefinite
sp	symmetric indefinite (packed storage)
he	Hermitian indefinite
hp	Hermitian indefinite (packed storage)
tr	triangular
tp	triangular (packed storage)
tf	triangular (RFP storage)

tb	triangular band
----	-----------------

For computational routines, the last three letters `zzz` indicate the computation performed:

trf	form a triangular matrix factorization
trs	solve the linear system with a factored matrix
con	estimate the matrix condition number
rfs	refine the solution and compute error bounds
rfsx	refine the solution and compute error bounds using extra-precise iterative refinement
tri	compute the inverse matrix using the factorization
equ, equb	equilibrate a matrix.

For example, the `sgetrf` routine performs the triangular factorization of general real matrices in single precision; the corresponding routine for complex matrices is `cgetrf`.

For driver routines, the names can end with `-sv` (meaning a *simple* driver), or with `-svx` (meaning an *expert* driver) or with `-svxx` (meaning an extra-precise iterative refinement *expert* driver).

Names of the LAPACK computational and driver routines for Fortran 95 interface in Intel MKL are the same as FORTRAN 77 names but without the first letter that indicates the data type. For example, the name of the routine that performs triangular factorization of general real matrices in Fortran 95 interface is `getrf`. Different data types are handled through defining a specific internal parameter that refers to a module block with named constants for single and double precision.

Fortran 95 Interface Conventions

Fortran 95 interface to LAPACK is implemented through wrappers that call respective FORTRAN 77 routines. This interface uses such features of Fortran 95 as assumed-shape arrays and optional arguments to provide simplified calls to LAPACK routines with fewer arguments.



NOTE. For LAPACK, Intel MKL offers two types of Fortran 95 interfaces:

- using `mkl_lapack.fi` only through `include 'mkl_lapack.fi'` statement. Such interfaces allow you to make use of the original LAPACK routines with all their arguments
- using `lapack.f90` that includes improved interfaces. This file is used to generate the module files `lapack95.mod` and `f95_precision.mod`. The module files `mkl95_lapack.mod` and `mkl95_precision.mod` are also generated. See also section "Fortran 95 interfaces and wrappers to LAPACK and BLAS" of *Intel® MKL User's Guide* for details. The module files are used to process the FORTRAN use clauses referencing the LAPACK interface: `use lapack95` (or an equivalent `use mkl95_lapack`) and `use f95_precision` (or an equivalent `use mkl95_precision`).

The main conventions for Fortran 95 interface are as follows:

- The names of arguments used in Fortran 95 call are typically the same as for the respective generic (FORTRAN 77) interface. In rare cases formal argument names may be different. For instance, `select` instead of `selctg`.
- Input arguments such as array dimensions are not required in Fortran 95 and are skipped from the calling sequence. Array dimensions are reconstructed from the user data that must exactly follow the required array shape.

Another type of generic arguments that are skipped in Fortran 95 interface are arguments that represent workspace arrays (such as `work`, `rwork`, and so on). The only exception are cases when workspace arrays return significant information on output.

An argument can also be skipped if its value is completely defined by the presence or absence of another argument in the calling sequence, and the restored value is the only meaningful value for the skipped argument.

- Some generic arguments are declared as optional in Fortran 95 interface and may or may not be present in the calling sequence. An argument can be declared optional if it satisfies one of the following conditions:
 - If the argument value is completely defined by the presence or absence of another argument in the calling sequence, it can be declared as optional. The difference from the skipped argument in this case is that the optional argument can have some meaningful values that are distinct from the value reconstructed by default. For example, if some argument (like `jobz`) can take only two values and one of these values directly implies the use of another argument, then the value of `jobz` can be uniquely reconstructed from the actual presence or absence of this second argument, and `jobz` can be omitted.
 - If an input argument can take only a few possible values, it can be declared as optional. The default value of such argument is typically set as the first value in the list and all exceptions to this rule are explicitly stated in the routine description.

- If an input argument has a natural default value, it can be declared as optional. The default value of such optional argument is set to its natural default value.
- Argument *info* is declared as optional in Fortran 95 interface. If it is present in the calling sequence, the value assigned to *info* is interpreted as follows:
 - If this value is more than -1000, its meaning is the same as in FORTRAN 77 routine.
 - If this value is equal to -1000, it means that there is not enough work memory.
 - If this value is equal to -1001, incompatible arguments are present in the calling sequence.
- Optional arguments are given in square brackets in Fortran 95 call syntax.

“Fortran 95 Notes” subsection at the end of the topic describing each routine details concrete rules for reconstructing the values of omitted optional parameters.

Intel® MKL Fortran 95 Interfaces for LAPACK Routines vs. Netlib Implementation

The following list presents general digressions of the Intel MKL LAPACK95 implementation from the Netlib analog:

- The Intel MKL Fortran 95 interfaces are provided for pure procedures.
- Names of interfaces do not contain the `LA_` prefix.
- An optional array argument always has the `target` attribute.
- Functionality of the Intel MKL LAPACK95 wrapper is close to the FORTRAN 77 original implementation in the `getrf`, `gbtrf`, and `potrf` interfaces.
- If *jobz* argument value specifies presence or absence of *z* argument, then *z* is always declared as optional and *jobz* is restored depending on whether *z* is present or not. It is not always so in the Netlib version (see “[Modified Netlib Interfaces](#)” in Appendix E).
- To avoid double error checking, processing of the *info* argument is limited to checking of the allocated memory and disarranging of optional arguments.
- If an argument that is present in the list of arguments completely defines another argument, the latter is always declared as optional.

You can transform an application that uses the Netlib LAPACK interfaces to ensure its work with the Intel MKL interfaces providing that:

- a. The application is correct, that is, unambiguous, compiler-independent, and contains no errors.
- b. Each routine name denotes only one specific routine. If any routine name in the application coincides with a name of the original Netlib routine (for example, after removing the `LA_` prefix) but denotes a routine different from the Netlib original routine, this name should be modified through context name replacement.

You should transform your application in the following cases (see Appendix E for specific differences of individual interfaces):

- When using the Netlib routines that differ from the Intel MKL routines only by the `LA_` prefix or in the array attribute `target`. The only transformation required in this case is context name replacement. See [“Interfaces Identical to Netlib”](#) in Appendix E for details.
- When using Netlib routines that differ from the Intel MKL routines by the `LA_` prefix, the `target` array attribute, and the names of formal arguments. In the case of positional passing of arguments, no additional transformation except context name replacement is required. In the case of the keywords passing of arguments, in addition to the context name replacement the names of mismatching keywords should also be modified. See [“Interfaces with Replaced Argument Names”](#) in Appendix E for details.
- When using the Netlib routines that differ from the respective Intel MKL routines by the `LA_` prefix, the `target` array attribute, sequence of the arguments, arguments missing in Intel MKL but present in Netlib and, vice versa, present in Intel MKL but missing in Netlib. Remove the differences in the sequence and range of the arguments in process of all the transformations when you use the Netlib routines specified by this bullet and the preceding bullet. See [“Modified Netlib Interfaces”](#) in Appendix E for details.
- When using the `getrf`, `gbtrf`, and `potrf` interfaces, that is, new functionality implemented in Intel MKL but unavailable in the Netlib source. To override the differences, build the desired functionality explicitly with the Intel MKL means or create a new subroutine with the new functionality, using specific MKL interfaces corresponding to LAPACK 77 routines. You can call the LAPACK 77 routines directly but using the new Intel MKL interfaces is preferable. See [“Interfaces Absent From Netlib”](#) and [“Interfaces of New Functionality”](#) in Appendix E for details.
Note that if the transformed application calls `getrf`, `gbtrf` or `potrf` without controlling arguments `rcond` and `norm`, just context name replacement is enough in modifying the calls into the Intel MKL interfaces, as described in the first bullet above. The Netlib functionality is preserved in such cases.
- When using the Netlib auxiliary routines. In this case, call a corresponding subroutine directly, using the MKL LAPACK 77 interfaces.

Transform your application as follows:

- 1.** Make sure conditions a. and b. are met.
- 2.** Select Netlib LAPACK 95 calls. For each call do the following:
 - Select the type of digression and do the required transformations.
 - Revise results to eliminate unneeded code or data, which may appear after several identical calls.
- 3.** Make sure the transformations are correct and complete.

Matrix Storage Schemes

LAPACK routines use the following matrix storage schemes:

- *Full storage*: a matrix A is stored in a two-dimensional array a , with the matrix element a_{ij} stored in the array element $a(i, j)$.
- *Packed storage* scheme allows you to store symmetric, Hermitian, or triangular matrices more compactly: the upper or lower triangle of the matrix is packed by columns in a one-dimensional array.
- *Band storage*: an m -by- n band matrix with kl sub-diagonals and ku superdiagonals is stored compactly in a two-dimensional array ab with $kl+ku+1$ rows and n columns. Columns of the matrix are stored in the corresponding columns of the array, and *diagonals* of the matrix are stored in rows of the array.
- *Rectangular Full Packed (RFP) storage*: the upper or lower triangle of the matrix is packed combining the full and packed storage schemes. This combination enables using half of the full storage as packed storage while maintaining efficiency by using Level 3 BLAS/LAPACK kernels as the full storage.

In Chapters 4 and 5, arrays that hold matrices in packed storage have names ending in p ; arrays with matrices in band storage have names ending in b ; arrays with matrices in RFP storage have names ending in fp .

For more information on matrix storage schemes, see “[Matrix Arguments](#)” in Appendix B.

Mathematical Notation

Descriptions of LAPACK routines use the following notation:

$Ax = b$	A system of linear equations with an n -by- n matrix $A = \{a_{ij}\}$, a right-hand side vector $b = \{b_i\}$, and an unknown vector $x = \{x_i\}$.
$AX = B$	A set of systems with a common matrix A and multiple right-hand sides. The columns of B are individual right-hand sides, and the columns of X are the corresponding solutions.
$ x $	the vector with elements $ x_i $ (absolute values of x_i).
$ A $	the matrix with elements $ a_{ij} $ (absolute values of a_{ij}).
$\ x\ _\infty = \max_i x_i $	The <i>infinity-norm</i> of the vector x .
$\ A\ _\infty = \max_i \sum_j a_{ij} $	The <i>infinity-norm</i> of the matrix A .

$$\|A\|_1 = \max_j \sum_i |a_{ij}|$$

$$\kappa(A) = \|A\| \|A^{-1}\|$$

The *one-norm* of the matrix A . $\|A\|_1 = \|A^T\|_\infty = \|A^H\|_\infty$

The *condition number* of the matrix A .

Error Analysis

In practice, most computations are performed with rounding errors. Besides, you often need to solve a system $Ax = b$, where the data (the elements of A and b) are not known exactly. Therefore, it is important to understand how the data errors and rounding errors can affect the solution x .

Data perturbations. If x is the exact solution of $Ax = b$, and $x + \delta x$ is the exact solution of a perturbed problem $(A + \delta A)x = (b + \delta b)$, then

$$\frac{\|\delta x\|}{\|x\|} \leq \kappa(A) \left(\frac{\|\delta A\|}{\|A\|} + \frac{\|\delta b\|}{\|b\|} \right),$$

where

$$\kappa(A) = \|A\| \|A^{-1}\|.$$

In other words, relative errors in A or b may be amplified in the solution vector x by a factor $\kappa(A) = \|A\| \|A^{-1}\|$ called the *condition number* of A .

Rounding errors have the same effect as relative perturbations $c(n)\varepsilon$ in the original data.

Here ε is the *machine precision*, and $c(n)$ is a modest function of the matrix order n . The corresponding solution error is

$$\|\delta x\| / \|x\| \leq c(n) \kappa(A) \varepsilon. \quad (\text{The value of } c(n) \text{ is seldom greater than } 10n.)$$

Thus, if your matrix A is *ill-conditioned* (that is, its condition number $\kappa(A)$ is very large), then the error in the solution x is also large; you may even encounter a complete loss of precision.

LAPACK provides routines that allow you to estimate $\kappa(A)$ (see [Routines for Estimating the Condition Number](#)) and also give you a more precise estimate for the actual solution error (see [Refining the Solution and Estimating Its Error](#)).

Computational Routines

[Table 3-1](#) lists the LAPACK computational routines (FORTRAN 77 and Fortran 95 interfaces) for factorizing, equilibrating, and inverting *real* matrices, estimating their condition numbers, solving systems of equations with real matrices, refining the solution, and estimating its error. [Table 3-2](#) lists similar routines for *complex* matrices. Respective routine names in Fortran 95 interface are without the first symbol (see [Routine Naming Conventions](#)).

Table 3-1 Computational Routines for Systems of Equations with Real Matrices

Matrix type, storage scheme	Factorize matrix	Equilibrate matrix	Solve system	Condition number	Estimate error	Invert matrix
general	?getrf	?geequ, ?geequb	?getrs	?gecon	?gerfs, ?gerfsx	?getri
general band	?gbtrf	?gbequ, ?gbequb	?gbtrs	?gbcon	?gbrfs, ?gbrfsx	
general tridiagonal	?gttrf		?gttrs	?gtcon	?gtrfs	
symmetric positive-definite	?potrf	?poequ, ?poequb	?potrs	?pocon	?porfs, ?porfsx	?potri
symmetric positive-definite, packed storage	?pptrf	?ppequ	?pptrs	?ppcon	?pprfs	?pptri
symmetric positive-definite, RFP storage	?pftrf		?pftrs			?pftri
symmetric positive-definite, band	?pbtrf	?pbequ	?pbtrs	?pbcon	?pbrfs	
symmetric positive-definite, tridiagonal	?pttrf		?pttrs	?ptcon	?ptrfs	

Matrix type, storage scheme	Factorize matrix	Equilibrate matrix	Solve system	Condition number	Estimate error	Invert matrix
symmetric indefinite	?sytrf	?syequb	?sytrs	?sycon	?sytrfs, ?syrfssx	?sytri
symmetric indefinite, packed storage	?sptrf		?sptrs	?spcon	?sprfs	?sptri
triangular			?trtrs	?trcon	?trrfs	?trtri
triangular, packed storage			?tptrs	?tpcon	?tprfs	?tptri
triangular, RFP storage						?tftri
triangular band			?tbtrs	?tbcon	?tbrfs	

In the table above, ? denotes s (single precision) or d (double precision) for FORTRAN 77 interface.

Table 3-2 Computational Routines for Systems of Equations with Complex Matrices

Matrix type, storage scheme	Factorize matrix	Equilibrate matrix	Solve system	Condition number	Estimate error	Invert matrix
general	?getrf	?geequ, ?geequb	?getrs	?gecon	?gerfs, ?gerfsx	?getri
general band	?gbtrf	?gbequ, ?gbequb	?gbtrs	?gbcon	?gbrfs, ?gbrfsx	
general tridiagonal	?gttrf		?gttrs	?gtcon	?gtrfs	
Hermitian positive-definite	?potrf	?poequ, ?poequb	?potrs	?pocon	?porfs, ?porfsx	?potri

Matrix type, storage scheme	Factorize matrix	Equilibrate matrix	Solve system	Condition number	Estimate error	Invert matrix
Hermitian positive-definite, packed storage	?pptrf	?ppequ	?pptrs	?ppcon	?pprfs	?pptri
Hermitian positive-definite, RFP storage	?pftrf		?pftrs			?pftri
Hermitian positive-definite, band	?pbtrf	?pbequ	?pbtrs	?pbcon	?pbrfs	
Hermitian positive-definite, tridiagonal	?pttrf		?pttrs	?ptcon	?ptrfs	
Hermitian indefinite	?hetrf	?heequb	?hetrs	?hecon	?herfs, ?herfsx	?hetri
symmetric indefinite	?sytrf	?syequb	?sytrs	?sycon	?syarfs, ?syarfsx	?sytri
Hermitian indefinite, packed storage	?hptrf		?hptrs	?hpcon	?hprfs	?hptri
symmetric indefinite, packed storage	?sptrf		?sptrs	?spcon	?sprfs	?sptri
triangular			?trtrs	?trcon	?trrfs	?trtri
triangular, packed storage			?tptrs	?tpcon	?tprfs	?tptri
triangular, RFP storage						?tftri
triangular band			?tbtrs	?tbcon	?tbrfs	

In the table above, *s* stands for *c* (single precision complex) or *z* (double precision complex) for FORTRAN 77 interface.

Routines for Matrix Factorization

This section describes the LAPACK routines for matrix factorization. The following factorizations are supported:

- *LU* factorization
- Cholesky factorization of real symmetric positive-definite matrices
- Cholesky factorization of real symmetric positive-definite matrices with pivoting
- Cholesky factorization of Hermitian positive-definite matrices
- Cholesky factorization of Hermitian positive-definite matrices with pivoting
- Bunch-Kaufman factorization of real and complex symmetric matrices
- Bunch-Kaufman factorization of Hermitian matrices.

You can compute:

- the *LU* factorization using full and band storage of matrices
- the Cholesky factorization using full, packed, RFP, and band storage
- the Bunch-Kaufman factorization using full and packed storage.

?getrf

Computes the LU factorization of a general m-by-n matrix.

Syntax

FORTRAN 77:

```
call sgetrf( m, n, a, lda, ipiv, info )
call dgetrf( m, n, a, lda, ipiv, info )
call cgetrf( m, n, a, lda, ipiv, info )
call zgetrf( m, n, a, lda, ipiv, info )
```

Fortran 95:

```
call getrf( a [,ipiv] [,info] )
```

Description

This routine is declared in `mkl_lapack.fi` for FORTRAN 77 interface, in `lapack.f90` for Fortran 95 interface, and in `mkl_lapack.h` for C interface.

The routine computes the LU factorization of a general m -by- n matrix A as

$$A = P * L * U,$$

where P is a permutation matrix, L is lower triangular with unit diagonal elements (lower trapezoidal if $m > n$) and U is upper triangular (upper trapezoidal if $m < n$). The routine uses partial pivoting, with row interchanges.



NOTE. This routine supports the Progress Routine feature. See [Progress Function](#) section for details.

Input Parameters

m	INTEGER. The number of rows in the matrix A ($m \geq 0$).
n	INTEGER. The number of columns in A ; $n \geq 0$.
a	REAL for <code>sgetrf</code> DOUBLE PRECISION for <code>dgetrf</code> COMPLEX for <code>cgetrf</code> DOUBLE COMPLEX for <code>zgetrf</code> . Array, DIMENSION ($lda, *$). Contains the matrix A . The second dimension of a must be at least $\max(1, n)$.
lda	INTEGER. The first dimension of array a .

Output Parameters

a	Overwritten by L and U . The unit diagonal elements of L are not stored.
$ipiv$	INTEGER. Array, DIMENSION at least $\max(1, \min(m, n))$. The pivot indices; for $1 \leq i \leq \min(m, n)$, row i was interchanged with row $ipiv(i)$.
$info$	INTEGER. If $info=0$, the execution is successful. If $info = -i$, the i -th parameter had an illegal value.

If $info = i$, u_{ii} is 0. The factorization has been completed, but U is exactly singular. Division by 0 will occur if you use the factor U for solving a system of linear equations.

Fortran 95 Interface Notes

Routines in Fortran 95 interface have fewer arguments in the calling sequence than their FORTRAN 77 counterparts. For general conventions applied to skip redundant or reconstructible arguments, see [Fortran 95 Interface Conventions](#).

Specific details for the routine `getrf` interface are as follows:

<code>a</code>	Holds the matrix A of size (m, n) .
<code>ipiv</code>	Holds the vector of length $\min(m, n)$.

Application Notes

The computed L and U are the exact factors of a perturbed matrix $A + E$, where

$$|E| \leq c(\min(m, n)) \epsilon P|L||U|$$

$c(n)$ is a modest linear function of n , and ϵ is the machine precision.

The approximate number of floating-point operations for real flavors is

$(2/3)n^3$	If $m = n$,
$(1/3)n^2(3m-n)$	If $m > n$,
$(1/3)m^2(3n-m)$	If $m < n$.

The number of operations for complex flavors is four times greater.

After calling this routine with $m = n$, you can call the following:

<code>?getrs</code>	to solve $A^*x = B$ or $A^T X = B$ or $A^H X = B$
<code>?gecon</code>	to estimate the condition number of A
<code>?getri</code>	to compute the inverse of A .

?gbtrf

Computes the LU factorization of a general m -by- n band matrix.

Syntax

FORTRAN 77:

```
call sgbtrf( m, n, kl, ku, ab, ldab, ipiv, info )
call dgbtrf( m, n, kl, ku, ab, ldab, ipiv, info )
call cgbtrf( m, n, kl, ku, ab, ldab, ipiv, info )
call zgbtrf( m, n, kl, ku, ab, ldab, ipiv, info )
```

Fortran 95:

```
call gbtrf( ab [,kl] [,m] [,ipiv] [,info] )
```

Description

This routine is declared in `mkl_lapack.fi` for FORTRAN 77 interface, in `lapack.f90` for Fortran 95 interface, and in `mkl_lapack.h` for C interface.

The routine forms the LU factorization of a general m -by- n band matrix A with kl non-zero subdiagonals and ku non-zero superdiagonals, that is,

$$A = P * L * U,$$

where P is a permutation matrix; L is lower triangular with unit diagonal elements and at most kl non-zero elements in each column; U is an upper triangular band matrix with $kl + ku$ superdiagonals. The routine uses partial pivoting, with row interchanges (which creates the additional kl superdiagonals in U).



NOTE. This routine supports the Progress Routine feature. See [Progress Function](#) section for details.

Input Parameters

m INTEGER. The number of rows in matrix A ; $m \geq 0$.
 n INTEGER. The number of columns in matrix A ; $n \geq 0$.

kl INTEGER. The number of subdiagonals within the band of *A*; $kl \geq 0$.

ku INTEGER. The number of superdiagonals within the band of *A*; $ku \geq 0$.

ab REAL for sgbtrf
 DOUBLE PRECISION for dgbtrf
 COMPLEX for cgbtrf
 DOUBLE COMPLEX for zgbtrf.
 Array, DIMENSION (*ldab*, *). The array *ab* contains the matrix *A* in band storage, in rows $kl + 1$ to $2*kl + ku + 1$; rows 1 to *kl* of the array need not be set. The *j*-th column of *A* is stored in the *j*-th column of the array *ab* as follows:
 $ab(kl + ku + 1 + i - j, j) = a(i, j)$ for $\max(1, j - ku) \leq i \leq \min(m, j + kl)$.

ldab INTEGER. The first dimension of the array *ab*. ($ldab \geq 2*kl + ku + 1$)

Output Parameters

ab Overwritten by *L* and *U*. *U* is stored as an upper triangular band matrix with $kl + ku$ superdiagonals in rows 1 to $kl + ku + 1$, and the multipliers used during the factorization are stored in rows $kl + ku + 2$ to $2*kl + ku + 1$. See Application Notes below for further details.

ipiv INTEGER.
 Array, DIMENSION at least $\max(1, \min(m, n))$. The pivot indices; for $1 \leq i \leq \min(m, n)$, row *i* was interchanged with row *ipiv*(*i*).

info INTEGER. If *info* = 0, the execution is successful.
 If *info* = -*i*, the *i*-th parameter had an illegal value.
 If *info* = *i*, u_{ii} is 0. The factorization has been completed, but *U* is exactly singular. Division by 0 will occur if you use the factor *U* for solving a system of linear equations.

Fortran 95 Interface Notes

Routines in Fortran 95 interface have fewer arguments in the calling sequence than their FORTRAN 77 counterparts. For general conventions applied to skip redundant or reconstructible arguments, see [Fortran 95 Interface Conventions](#).

Specific details for the routine *gbtrf* interface are as follows:

ab Holds the array *A* of size $(2*kl+ku+1, n)$.

<i>ipiv</i>	Holds the vector of length $\min(m, n)$.
<i>kl</i>	If omitted, assumed $kl = ku$.
<i>ku</i>	Restored as $ku = lda - 2 * kl - 1$.
<i>m</i>	If omitted, assumed $m = n$.

Application Notes

The computed L and U are the exact factors of a perturbed matrix $A + E$, where

$$|E| \leq c(kl + ku + 1) \varepsilon P|L||U|$$

$c(k)$ is a modest linear function of k , and ε is the machine precision.

The total number of floating-point operations for real flavors varies between approximately $2n(ku+1)kl$ and $2n(kl+ku+1)kl$. The number of operations for complex flavors is four times greater. All these estimates assume that kl and ku are much less than $\min(m, n)$.

The band storage scheme is illustrated by the following example, when $m = n = 6$, $kl = 2$, $ku = 1$:

on entry						on exit					
*	*	*	+	+	+	*	*	*	u_{14}	u_{25}	u_{36}
*	*	+	+	+	+	*	*	u_{13}	u_{24}	u_{35}	u_{46}
*	a_{12}	a_{23}	a_{34}	a_{45}	a_{56}	*	u_{12}	u_{23}	u_{34}	u_{45}	u_{56}
a_{11}	a_{22}	a_{33}	a_{44}	a_{55}	a_{66}	u_{11}	u_{22}	u_{33}	u_{44}	u_{55}	u_{66}
a_{21}	a_{32}	a_{43}	a_{54}	a_{65}	*	m_{21}	m_{32}	m_{43}	m_{54}	m_{65}	*
a_{31}	a_{42}	a_{53}	a_{64}	*	*	m_{31}	m_{42}	m_{53}	m_{64}	*	*

Array elements marked * are not used by the routine; elements marked + need not be set on entry, but are required by the routine to store elements of U because of fill-in resulting from the row interchanges.

After calling this routine with $m = n$, you can call the following routines:

gbtrs	to solve $A * X = B$ or $A^T * X = B$ or $A^H * X = B$
gbcon	to estimate the condition number of A .

?gttrf

Computes the LU factorization of a tridiagonal matrix.

Syntax

FORTRAN 77:

```
call sgttrf( n, dl, d, du, du2, ipiv, info )
call dgttrf( n, dl, d, du, du2, ipiv, info )
call cgttrf( n, dl, d, du, du2, ipiv, info )
call zgttrf( n, dl, d, du, du2, ipiv, info )
```

Fortran 95:

```
call gttrf( dl, d, du, du2 [, ipiv] [,info] )
```

Description

This routine is declared in `mkl_lapack.fi` for FORTRAN 77 interface, in `lapack.f90` for Fortran 95 interface, and in `mkl_lapack.h` for C interface.

The routine computes the *LU* factorization of a real or complex tridiagonal matrix *A* in the form $A = P * L * U$,

where *P* is a permutation matrix; *L* is lower bidiagonal with unit diagonal elements; and *U* is an upper triangular matrix with nonzeros in only the main diagonal and first two superdiagonals. The routine uses elimination with partial pivoting and row interchanges.

Input Parameters

<i>n</i>	INTEGER. The order of the matrix <i>A</i> ; $n \geq 0$.
<i>dl, d, du</i>	<p>REAL for sgttrf</p> <p>DOUBLE PRECISION for dgttrf</p> <p>COMPLEX for cgttrf</p> <p>DOUBLE COMPLEX for zgttrf.</p> <p>Arrays containing elements of <i>A</i>.</p> <p>The array <i>dl</i> of dimension $(n - 1)$ contains the subdiagonal elements of <i>A</i>.</p> <p>The array <i>d</i> of dimension <i>n</i> contains the diagonal elements of <i>A</i>.</p>

The array du of dimension $(n - 1)$ contains the superdiagonal elements of A .

Output Parameters

$d1$	Overwritten by the $(n - 1)$ multipliers that define the matrix L from the LU factorization of A .
d	Overwritten by the n diagonal elements of the upper triangular matrix U from the LU factorization of A .
du	Overwritten by the $(n-1)$ elements of the first superdiagonal of U .
$du2$	REAL for sgttrf DOUBLE PRECISION for dgttrf COMPLEX for cgttrf DOUBLE COMPLEX for zgttrf. Array, dimension $(n - 2)$. On exit, $du2$ contains $(n-2)$ elements of the second superdiagonal of U .
$ipiv$	INTEGER. Array, dimension (n) . The pivot indices: for $1 \leq i \leq n$, row i was interchanged with row $ipiv(i)$. $ipiv(i)$ is always i or $i+1$; $ipiv(i) = i$ indicates a row interchange was not required.
$info$	INTEGER. If $info = 0$, the execution is successful. If $info = -i$, the i -th parameter had an illegal value. If $info = i$, u_{ii} is 0. The factorization has been completed, but U is exactly singular. Division by zero will occur if you use the factor U for solving a system of linear equations.

Fortran 95 Interface Notes

Routines in Fortran 95 interface have fewer arguments in the calling sequence than their FORTRAN 77 counterparts. For general conventions applied to skip redundant or reconstructible arguments, see [Fortran 95 Interface Conventions](#).

Specific details for the routine `gttrf` interface are as follows:

$d1$	Holds the vector of length $(n-1)$.
d	Holds the vector of length n .
du	Holds the vector of length $(n-1)$.
$du2$	Holds the vector of length $(n-2)$.

ipiv Holds the vector of length *n*.

Application Notes

?gbtrs to solve $A * X = B$ or $A^T * X = B$ or $A^H * X = B$
?gbcon to estimate the condition number of *A*.

?potrf

Computes the Cholesky factorization of a symmetric (Hermitian) positive-definite matrix.

Syntax

FORTRAN 77:

```
call spotrf( uplo, n, a, lda, info )
call dpotrf( uplo, n, a, lda, info )
call cpotrf( uplo, n, a, lda, info )
call zpotrf( uplo, n, a, lda, info )
```

Fortran 95:

```
call potrf( a [, uplo] [,info] )
```

Description

This routine is declared in `mkl_lapack.fi` for FORTRAN 77 interface, in `lapack.f90` for Fortran 95 interface, and in `mkl_lapack.h` for C interface.

The routine forms the Cholesky factorization of a symmetric positive-definite or, for complex data, Hermitian positive-definite matrix *A*:

$$\begin{aligned} A &= U^T * U \text{ for real data, } A = U^H * U \text{ for complex data} && \text{if } uplo = 'U' \\ A &= L * L^T \text{ for real data, } A = L * L^H \text{ for complex data} && \text{if } uplo = 'L' \end{aligned}$$

where *L* is a lower triangular matrix and *U* is upper triangular.



NOTE. This routine supports the Progress Routine feature. See [Progress Function](#) section for details.

Input Parameters

<i>uplo</i>	CHARACTER*1. Must be 'U' or 'L'. Indicates whether the upper or lower triangular part of <i>A</i> is stored and how <i>A</i> is factored: If <i>uplo</i> = 'U', the array <i>a</i> stores the upper triangular part of the matrix <i>A</i> . If <i>uplo</i> = 'L', the array <i>a</i> stores the lower triangular part of the matrix <i>A</i> .
<i>n</i>	INTEGER. The order of matrix <i>A</i> ; $n \geq 0$.
<i>a</i>	REAL for <i>spotrf</i> DOUBLE PRECISION for <i>dpotrf</i> COMPLEX for <i>cpotrf</i> DOUBLE COMPLEX for <i>zpotrf</i> . Array, DIMENSION (<i>lda</i> , *). The array <i>a</i> contains either the upper or the lower triangular part of the matrix <i>A</i> (see <i>uplo</i>). The second dimension of <i>a</i> must be at least $\max(1, n)$.
<i>lda</i>	INTEGER. The first dimension of <i>a</i> .

Output Parameters

<i>a</i>	The upper or lower triangular part of <i>a</i> is overwritten by the Cholesky factor <i>U</i> or <i>L</i> , as specified by <i>uplo</i> .
<i>info</i>	INTEGER. If <i>info</i> =0, the execution is successful. If <i>info</i> = - <i>i</i> , the <i>i</i> -th parameter had an illegal value. If <i>info</i> = <i>i</i> , the leading minor of order <i>i</i> (and therefore the matrix <i>A</i> itself) is not positive-definite, and the factorization could not be completed. This may indicate an error in forming the matrix <i>A</i> .

Fortran 95 Interface Notes

Routines in Fortran 95 interface have fewer arguments in the calling sequence than their FORTRAN 77 counterparts. For general conventions applied to skip redundant or reconstructible arguments, see [Fortran 95 Interface Conventions](#).

Specific details for the routine *potrf* interface are as follows:

<i>a</i>	Holds the matrix <i>A</i> of size (<i>n</i> , <i>n</i>).
<i>uplo</i>	Must be 'U' or 'L'. The default value is 'U'.

Application Notes

If `uplo = 'U'`, the computed factor U is the exact factor of a perturbed matrix $A + E$, where

$$|E| \leq c(n)\varepsilon |U^H| |U|, |e_{ij}| \leq c(n)\varepsilon \sqrt{a_{ii}a_{jj}}$$

$c(n)$ is a modest linear function of n , and ε is the machine precision.

A similar estimate holds for `uplo = 'L'`.

The total number of floating-point operations is approximately $(1/3)n^3$ for real flavors or $(4/3)n^3$ for complex flavors.

After calling this routine, you can call the following routines:

<code>?potrs</code>	to solve $A^*X = B$
<code>?pocon</code>	to estimate the condition number of A
<code>?potri</code>	to compute the inverse of A .

?pstrf

Computes the Cholesky factorization with complete pivoting of a real symmetric (complex Hermitian) positive semidefinite matrix.

Syntax

FORTRAN 77:

```
call spstrf( uplo, n, a, lda, piv, rank, tol, work, info )
call dpstrf( uplo, n, a, lda, piv, rank, tol, work, info )
call cpstrf( uplo, n, a, lda, piv, rank, tol, work, info )
call zpstrf( uplo, n, a, lda, piv, rank, tol, work, info )
```

Description

This routine is declared in `mkl_lapack.fi` for FORTRAN 77 interface and in `mkl_lapack.h` for C interface.

The routine computes the Cholesky factorization with complete pivoting of a real symmetric (complex Hermitian) positive semidefinite matrix. The form of the factorization is:

$$\begin{aligned} P' * A * P &= U' * U, \text{ if } uplo = 'U' \text{ for real flavors,} \\ \text{conjg}(P') * A * P &= \text{conjg}(U') * U, \text{ if } uplo = 'U' \text{ for complex flavors,} \\ P' * A * P &= L * L', \text{ if } uplo = 'L' \text{ for real flavors,} \\ \text{conjg}(P') * A * P &= L * \text{conjg}(L'), \text{ if } uplo = 'L' \text{ for complex flavors,} \end{aligned}$$

where P is stored as vector piv , 'U' and 'L' are upper and lower triangular matrices respectively.

This algorithm does not attempt to check that A is positive semidefinite. This version of the algorithm calls level 3 BLAS.

Input Parameters

<i>uplo</i>	<p>CHARACTER*1. Must be 'U' or 'L'.</p> <p>Indicates whether the upper or lower triangular part of A is stored: If $uplo = 'U'$, the array a stores the upper triangular part of the matrix A, and the strictly lower triangular part of the matrix is not referenced.</p> <p>If $uplo = 'L'$, the array a stores the lower triangular part of the matrix A, and the strictly upper triangular part of the matrix is not referenced.</p>
<i>n</i>	<p>INTEGER. The order of matrix A; $n \geq 0$.</p>
<i>a, work</i>	<p>REAL for spstrf DOUBLE PRECISION for dpstrf COMPLEX for cpstrf DOUBLE COMPLEX for zpstrf.</p> <p>Array a, DIMENSION ($lda, *$). The array a contains either the upper or the lower triangular part of the matrix A (see $uplo$). The second dimension of a must be at least $\max(1, n)$.</p> <p>$work(*)$ is a workspace array. The dimension of $work$ is at least $\max(1, 2*n)$.</p>
<i>tol</i>	<p>REAL for single precision flavors DOUBLE PRECISION for double precision flavors.</p> <p>User defined tolerance. If $tol < 0$, then $n * U * \max(a(k, k))$ will be used.</p> <p>The algorithm terminates at the $(k-1)$-th step, if the pivot $\leq tol$.</p>
<i>lda</i>	<p>INTEGER. The first dimension of a; at least $\max(1, n)$.</p>

Output Parameters

<i>a</i>	If <i>info</i> = 0, the factor U or L from the Cholesky factorization is as described in <i>Description</i> .
<i>piv</i>	INTEGER. Array, DIMENSION at least $\max(1, n)$. The array <i>piv</i> is such that the nonzero entries are $p(\text{piv}(k), k) = 1$.
<i>rank</i>	INTEGER. The rank of <i>a</i> given by the number of steps the algorithm completed.
<i>info</i>	INTEGER. If <i>info</i> = 0, the execution is successful. If <i>info</i> = - <i>k</i> , the <i>k</i> -th argument had an illegal value. If <i>info</i> > 0, the matrix A is either rank deficient with a computed rank as returned in <i>rank</i> , or is indefinite.

?pftf

Computes the Cholesky factorization of a symmetric (Hermitian) positive-definite matrix using the Rectangular Full Packed (RFP) format .

Syntax

FORTRAN 77:

```
call spftrf( transr, uplo, n, a, info )
call dpftrf( transr, uplo, n, a, info )
call cpftrf( transr, uplo, n, a, info )
call zpftrf( transr, uplo, n, a, info )
```

Description

This routine is declared in `mkl_lapack.fi` for FORTRAN 77 interface and in `mkl_lapack.h` for C interface.

The routine forms the Cholesky factorization of a symmetric positive-definite or, for complex data, a Hermitian positive-definite matrix A:

$$\begin{array}{ll}
 A = U^T * U \text{ for real data, } A = U^H * U \text{ for complex data} & \text{if } uplo = 'U' \\
 A = L * L^T \text{ for real data, } A = L * L^H \text{ for complex data} & \text{if } uplo = 'L'
 \end{array}$$

where L is a lower triangular matrix and U is upper triangular.

The matrix A is in the Rectangular Full Packed (RFP) format. For the description of the RFP format, see [Matrix Storage Schemes](#).

This is the block version of the algorithm, calling Level 3 BLAS.

Input Parameters

<i>transr</i>	CHARACTER*1. Must be 'N', 'T' (for real data) or 'C' (for complex data). If <i>transr</i> = 'N', the Normal <i>transr</i> of RFP A is stored. If <i>transr</i> = 'T', the Transpose <i>transr</i> of RFP A is stored. If <i>transr</i> = 'C', the Conjugate-Transpose <i>transr</i> of RFP A is stored.
<i>uplo</i>	CHARACTER*1. Must be 'U' or 'L'. Indicates whether the upper or lower triangular part of A is stored: If <i>uplo</i> = 'U', the array <i>a</i> stores the upper triangular part of the matrix A . If <i>uplo</i> = 'L', the array <i>a</i> stores the lower triangular part of the matrix A .
<i>n</i>	INTEGER. The order of the matrix A ; $n \geq 0$.
<i>a</i>	REAL for spftrf DOUBLE PRECISION for dpftrf COMPLEX for cpftrf DOUBLE COMPLEX for zpftrf. Array, DIMENSION $(n*(n+1)/2)$. The array <i>a</i> contains the matrix A in the RFP format.

Output Parameters

<i>a</i>	The upper or lower triangular part of <i>a</i> is overwritten by the Cholesky factor U or L , as specified by <i>info</i> .
<i>info</i>	INTEGER. If <i>info</i> =0, the execution is successful. If <i>info</i> = $-i$, the i -th parameter had an illegal value. If <i>info</i> = i , the leading minor of order i (and therefore the matrix A itself) is not positive-definite, and the factorization could not be completed. This may indicate an error in forming the matrix A .

?pptrf

Computes the Cholesky factorization of a symmetric (Hermitian) positive-definite matrix using packed storage.

Syntax

FORTRAN 77:

```
call spptrf( uplo, n, ap, info )
call dpptrf( uplo, n, ap, info )
call cpptrf( uplo, n, ap, info )
call zpptrf( uplo, n, ap, info )
```

Fortran 95:

```
call pptrf( ap [, uplo] [,info] )
```

Description

This routine is declared in `mkl_lapack.fi` for FORTRAN 77 interface, in `lapack.f90` for Fortran 95 interface, and in `mkl_lapack.h` for C interface.

The routine forms the Cholesky factorization of a symmetric positive-definite or, for complex data, Hermitian positive-definite packed matrix A :

$$\begin{array}{ll} A = U^T * U \text{ for real data, } A = U^H * U \text{ for complex data} & \text{if } uplo = 'U' \\ A = L * L^T \text{ for real data, } A = L * L^H \text{ for complex data} & \text{if } uplo = 'L' \end{array}$$

where L is a lower triangular matrix and U is upper triangular.



NOTE. This routine supports the Progress Routine feature. See [Progress Function](#) section for details.

Input Parameters

<code>uplo</code>	CHARACTER*1. Must be 'U' or 'L'. Indicates whether the upper or lower triangular part of A is packed in the array <code>ap</code> , and how A is factored:
-------------------	---

If $uplo = 'U'$, the array ap stores the upper triangular part of the matrix A , and A is factored as $U^H * U$.

If $uplo = 'L'$, the array ap stores the lower triangular part of the matrix A ; A is factored as $L * L^H$.

n INTEGER. The order of matrix A ; $n \geq 0$.

ap REAL for `spptrf`
DOUBLE PRECISION for `dpptf`
COMPLEX for `cpptf`
DOUBLE COMPLEX for `zpptrf`.

Array, DIMENSION at least $\max(1, n(n+1)/2)$. The array ap contains either the upper or the lower triangular part of the matrix A (as specified by $uplo$) in packed storage (see [Matrix Storage Schemes](#)).

Output Parameters

ap The upper or lower triangular part of A in packed storage is overwritten by the Cholesky factor U or L , as specified by $uplo$.

$info$ INTEGER. If $info=0$, the execution is successful.
If $info = -i$, the i -th parameter had an illegal value.
If $info = i$, the leading minor of order i (and therefore the matrix A itself) is not positive-definite, and the factorization could not be completed. This may indicate an error in forming the matrix A .

Fortran 95 Interface Notes

Routines in Fortran 95 interface have fewer arguments in the calling sequence than their FORTRAN 77 counterparts. For general conventions applied to skip redundant or reconstructible arguments, see [Fortran 95 Interface Conventions](#).

Specific details for the routine `pptrf` interface are as follows:

ap Holds the array A of size $(n * (n+1) / 2)$.
 $uplo$ Must be `'U'` or `'L'`. The default value is `'U'`.

Application Notes

If $uplo = 'U'$, the computed factor U is the exact factor of a perturbed matrix $A + E$, where

$$|E| \leq c(n)\epsilon |U^H| |U|, |e_{ij}| \leq c(n)\epsilon \sqrt{a_{ii}a_{jj}}$$

$c(n)$ is a modest linear function of n , and ε is the machine precision.

A similar estimate holds for $uplo = 'L'$.

The total number of floating-point operations is approximately $(1/3)n^3$ for real flavors and $(4/3)n^3$ for complex flavors.

After calling this routine, you can call the following routines:

<code>?pptrs</code>	to solve $A * X = B$
<code>?ppcon</code>	to estimate the condition number of A
<code>?pptri</code>	to compute the inverse of A .

?pbtrf

Computes the Cholesky factorization of a symmetric (Hermitian) positive-definite band matrix.

Syntax

FORTRAN 77:

```
call spbtrf( uplo, n, kd, ab, ldab, info )
call dpbtrf( uplo, n, kd, ab, ldab, info )
call cpbtrf( uplo, n, kd, ab, ldab, info )
call zpbtrf( uplo, n, kd, ab, ldab, info )
```

Fortran 95:

```
call pbtrf( ab [, uplo] [,info] )
```

Description

This routine is declared in `mkl_lapack.fi` for FORTRAN 77 interface, in `lapack.f90` for Fortran 95 interface, and in `mkl_lapack.h` for C interface.

The routine forms the Cholesky factorization of a symmetric positive-definite or, for complex data, Hermitian positive-definite band matrix A :

$$A = U^T * U \text{ for real data, } A = U^H * U \text{ for complex data} \quad \text{if } uplo = 'U'$$

$$A = L * L^T \text{ for real data, } A = L * L^H \text{ for complex data} \quad \text{if } uplo = 'L'$$

where L is a lower triangular matrix and U is upper triangular.



NOTE. This routine supports the Progress Routine feature. See [Progress Function](#) section for details.

Input Parameters

<i>uplo</i>	CHARACTER*1. Must be 'U' or 'L'. Indicates whether the upper or lower triangular part of A is stored in the array <i>ab</i> , and how A is factored: If <i>uplo</i> = 'U', the upper triangle of A is stored. If <i>uplo</i> = 'L', the lower triangle of A is stored.
<i>n</i>	INTEGER. The order of matrix A ; $n \geq 0$.
<i>kd</i>	INTEGER. The number of superdiagonals or subdiagonals in the matrix A ; $kd \geq 0$.
<i>ab</i>	REAL for <i>spbtrf</i> DOUBLE PRECISION for <i>dpbtrf</i> COMPLEX for <i>cpbtrf</i> DOUBLE COMPLEX for <i>zpbtrf</i> . Array, DIMENSION (, *). The array <i>ab</i> contains either the upper or the lower triangular part of the matrix A (as specified by <i>uplo</i>) in band storage (see Matrix Storage Schemes). The second dimension of <i>ab</i> must be at least $\max(1, n)$.
<i>ldab</i>	INTEGER. The first dimension of the array <i>ab</i> . ($ldab \geq kd + 1$)

Output Parameters

<i>ab</i>	The upper or lower triangular part of A (in band storage) is overwritten by the Cholesky factor U or L , as specified by <i>uplo</i> .
<i>info</i>	INTEGER. If <i>info</i> =0, the execution is successful. If <i>info</i> = - <i>i</i> , the <i>i</i> -th parameter had an illegal value. If <i>info</i> = <i>i</i> , the leading minor of order <i>i</i> (and therefore the matrix A itself) is not positive-definite, and the factorization could not be completed. This may indicate an error in forming the matrix A .

Fortran 95 Interface Notes

Routines in Fortran 95 interface have fewer arguments in the calling sequence than their FORTRAN 77 counterparts. For general conventions applied to skip redundant or reconstructible arguments, see [Fortran 95 Interface Conventions](#).

Specific details for the routine `pbtrf` interface are as follows:

<code>ab</code>	Holds the array A of size $(kd+1, n)$.
<code>uplo</code>	Must be 'U' or 'L'. The default value is 'U'.

Application Notes

If `uplo` = 'U', the computed factor U is the exact factor of a perturbed matrix $A + E$, where

$$|E| \leq c(kd + 1)\epsilon |U^H| |U|, |e_{ij}| \leq c(kd + 1)\epsilon \sqrt{a_{ii}a_{jj}}$$

$c(n)$ is a modest linear function of n , and ϵ is the machine precision.

A similar estimate holds for `uplo` = 'L'.

The total number of floating-point operations for real flavors is approximately $n(kd+1)^2$. The number of operations for complex flavors is 4 times greater. All these estimates assume that kd is much less than n .

After calling this routine, you can call the following routines:

<code>?pbtrs</code>	to solve $A^*X = B$
<code>?pbcon</code>	to estimate the condition number of A .

?pttrf

Computes the factorization of a symmetric (Hermitian) positive-definite tridiagonal matrix.

Syntax

FORTRAN 77:

```
call sppttrf( n, d, e, info )
call dppttrf( n, d, e, info )
```

```
call cpttrf( n, d, e, info )
call zpttrf( n, d, e, info )
```

Fortran 95:

```
call pttrf( d, e [,info] )
```

Description

This routine is declared in `mkl_lapack.fi` for FORTRAN 77 interface, in `lapack.f90` for Fortran 95 interface, and in `mkl_lapack.h` for C interface.

The routine forms the factorization of a symmetric positive-definite or, for complex data, Hermitian positive-definite tridiagonal matrix A :

$$A = L^* D L^*,$$

where D is diagonal and L is unit lower bidiagonal. The factorization may also be regarded as having the form $A = U^* D U$, where D is unit upper bidiagonal.

Input Parameters

n	INTEGER. The order of the matrix A ; $n \geq 0$.
d	REAL for <code>spttrf</code> , <code>cpttrf</code> DOUBLE PRECISION for <code>dpttrf</code> , <code>zpttrf</code> . Array, dimension (n) . Contains the diagonal elements of A .
e	REAL for <code>spttrf</code> DOUBLE PRECISION for <code>dpttrf</code> COMPLEX for <code>cpttrf</code> DOUBLE COMPLEX for <code>zpttrf</code> . Array, dimension $(n-1)$. Contains the subdiagonal elements of A .

Output Parameters

d	Overwritten by the n diagonal elements of the diagonal matrix D from the $L^* D L^*$ factorization of A .
e	Overwritten by the $(n-1)$ off-diagonal elements of the unit bidiagonal factor L or U from the factorization of A .
$info$	INTEGER. If $info = 0$, the execution is successful. If $info = -i$, the i -th parameter had an illegal value.

If $info = i$, the leading minor of order i (and therefore the matrix A itself) is not positive-definite; if $i < n$, the factorization could not be completed, while if $i = n$, the factorization was completed, but $d(n) \leq 0$.

Fortran 95 Interface Notes

Routines in Fortran 95 interface have fewer arguments in the calling sequence than their FORTRAN 77 counterparts. For general conventions applied to skip redundant or reconstructible arguments, see [Fortran 95 Interface Conventions](#).

Specific details for the routine `pttrf` interface are as follows:

d	Holds the vector of length n .
e	Holds the vector of length $(n-1)$.

?sytrf

Computes the Bunch-Kaufman factorization of a symmetric matrix.

Syntax

FORTRAN 77:

```
call ssytrf( uplo, n, a, lda, ipiv, work, lwork, info )
call dsytrf( uplo, n, a, lda, ipiv, work, lwork, info )
call csytrf( uplo, n, a, lda, ipiv, work, lwork, info )
call zsytrf( uplo, n, a, lda, ipiv, work, lwork, info )
```

Fortran 95:

```
call sytrf( a [, uplo] [,ipiv] [,info] )
```

Description

This routine is declared in `mkl_lapack.fi` for FORTRAN 77 interface, in `lapack.f90` for Fortran 95 interface, and in `mkl_lapack.h` for C interface.

The routine computes the factorization of a real/complex symmetric matrix A using the Bunch-Kaufman diagonal pivoting method. The form of the factorization is:


```

if uplo='U',  $A = P*U*D*U^T*P^T$ 
if uplo='L',  $A = P*L*D*L^T*P^T$ ,

```

where A is the input matrix, P is a permutation matrix, U and L are upper and lower triangular matrices with unit diagonal, and D is a symmetric block-diagonal matrix with 1-by-1 and 2-by-2 diagonal blocks. U and L have 2-by-2 unit diagonal blocks corresponding to the 2-by-2 blocks of D .



NOTE. This routine supports the Progress Routine feature. See [Progress Routine](#) section for details.

Input Parameters

<i>uplo</i>	<p>CHARACTER*1. Must be 'U' or 'L'.</p> <p>Indicates whether the upper or lower triangular part of A is stored and how A is factored:</p> <p>If <i>uplo</i> = 'U', the array <i>a</i> stores the upper triangular part of the matrix A, and A is factored as $P*U*D*U^T*P^T$.</p> <p>If <i>uplo</i> = 'L', the array <i>a</i> stores the lower triangular part of the matrix A, and A is factored as $P*L*D*L^T*P^T$.</p>
<i>n</i>	<p>INTEGER. The order of matrix A; $n \geq 0$.</p>
<i>a</i>	<p>REAL for <code>ssytrf</code></p> <p>DOUBLE PRECISION for <code>dsytrf</code></p> <p>COMPLEX for <code>csytrf</code></p> <p>DOUBLE COMPLEX for <code>zsytrf</code>.</p> <p>Array, DIMENSION (<i>lda</i>, *). The array <i>a</i> contains either the upper or the lower triangular part of the matrix A (see <i>uplo</i>). The second dimension of <i>a</i> must be at least $\max(1, n)$.</p>
<i>lda</i>	<p>INTEGER. The first dimension of <i>a</i>; at least $\max(1, n)$.</p>
<i>work</i>	<p>Same type as <i>a</i>. A workspace array, dimension at least $\max(1, lwork)$.</p>
<i>lwork</i>	<p>INTEGER. The size of the <i>work</i> array ($lwork \geq n$).</p> <p>If <i>lwork</i> = -1, then a workspace query is assumed; the routine only calculates the optimal size of the <i>work</i> array, returns this value as the first entry of the <i>work</i> array, and no error message related to <i>lwork</i> is issued by <code>xerbla</code>.</p>

See [Application Notes](#) for the suggested value of *lwork*.

Output Parameters

<i>a</i>	The upper or lower triangular part of <i>a</i> is overwritten by details of the block-diagonal matrix <i>D</i> and the multipliers used to obtain the factor <i>U</i> (or <i>L</i>).
<i>work</i> (1)	If <i>info</i> =0, on exit <i>work</i> (1) contains the minimum value of <i>lwork</i> required for optimum performance. Use this <i>lwork</i> for subsequent runs.
<i>ipiv</i>	INTEGER. Array, DIMENSION at least $\max(1, n)$. Contains details of the interchanges and the block structure of <i>D</i> . If <i>ipiv</i> (<i>i</i>) = <i>k</i> > 0, then <i>d</i> _{<i>ii</i>} is a 1-by-1 block, and the <i>i</i> -th row and column of <i>A</i> was interchanged with the <i>k</i> -th row and column. If <i>uplo</i> = 'U' and <i>ipiv</i> (<i>i</i>) = <i>ipiv</i> (<i>i</i> -1) = - <i>m</i> < 0, then <i>D</i> has a 2-by-2 block in rows/columns <i>i</i> and <i>i</i> -1, and (<i>i</i> -1)-th row and column of <i>A</i> was interchanged with the <i>m</i> -th row and column. If <i>uplo</i> = 'L' and <i>ipiv</i> (<i>i</i>) = <i>ipiv</i> (<i>i</i> +1) = - <i>m</i> < 0, then <i>D</i> has a 2-by-2 block in rows/columns <i>i</i> and <i>i</i> +1, and (<i>i</i> +1)-th row and column of <i>A</i> was interchanged with the <i>m</i> -th row and column.
<i>info</i>	INTEGER. If <i>info</i> = 0, the execution is successful. If <i>info</i> = - <i>i</i> , the <i>i</i> -th parameter had an illegal value. If <i>info</i> = <i>i</i> , <i>d</i> _{<i>ii</i>} is 0. The factorization has been completed, but <i>D</i> is exactly singular. Division by 0 will occur if you use <i>D</i> for solving a system of linear equations.

Fortran 95 Interface Notes

Routines in Fortran 95 interface have fewer arguments in the calling sequence than their FORTRAN 77 counterparts. For general conventions applied to skip redundant or reconstructible arguments, see [Fortran 95 Interface Conventions](#).

Specific details for the routine *sytrf* interface are as follows:

<i>a</i>	holds the matrix <i>A</i> of size (<i>n</i> , <i>n</i>)
<i>ipiv</i>	holds the vector of length <i>n</i>
<i>uplo</i>	must be 'U' or 'L'. The default value is 'U'.

Application Notes

For better performance, try using $lwork = n * blocksize$, where $blocksize$ is a machine-dependent value (typically, 16 to 64) required for optimum performance of the *blocked algorithm*.

If you are in doubt how much workspace to supply, use a generous value of $lwork$ for the first run or set $lwork = -1$.

If you choose the first option and set any of admissible $lwork$ sizes, which is no less than the minimal value described, the routine completes the task, though probably not so fast as with a recommended workspace, and provides the recommended workspace in the first element of the corresponding array $work$ on exit. Use this value ($work(1)$) for subsequent runs.

If you set $lwork = -1$, the routine returns immediately and provides the recommended workspace in the first element of the corresponding array ($work$). This operation is called a workspace query.

Note that if you set $lwork$ to less than the minimal required value and not -1, the routine returns immediately with an error exit and does not provide any information on the recommended workspace.

The 2-by-2 unit diagonal blocks and the unit diagonal elements of U and L are not stored. The remaining elements of U and L are stored in the corresponding columns of the array a , but additional row interchanges are required to recover U or L explicitly (which is seldom necessary).

If $ipiv(i) = i$ for all $i = 1 \dots n$, then all off-diagonal elements of U (L) are stored explicitly in the corresponding elements of the array a .

If $uplo = 'U'$, the computed factors U and D are the exact factors of a perturbed matrix $A + E$, where

$$|E| \leq c(n) \varepsilon P |U| |D| |U^T| P^T$$

$c(n)$ is a modest linear function of n , and ε is the machine precision. A similar estimate holds for the computed L and D when $uplo = 'L'$.

The total number of floating-point operations is approximately $(1/3)n^3$ for real flavors or $(4/3)n^3$ for complex flavors.

After calling this routine, you can call the following routines:

<code>?sytrs</code>	to solve $A * X = B$
<code>?sycon</code>	to estimate the condition number of A
<code>?sytri</code>	to compute the inverse of A .

zhetrf

Computes the Bunch-Kaufman factorization of a complex Hermitian matrix.

Syntax

FORTRAN 77:

```
call chetrf( uplo, n, a, lda, ipiv, work, lwork, info )
call zhetrf( uplo, n, a, lda, ipiv, work, lwork, info )
```

Fortran 95:

```
call hetrf( a [, uplo] [,ipiv] [,info] )
```

Description

This routine is declared in `mkl_lapack.fi` for FORTRAN 77 interface, in `lapack.f90` for Fortran 95 interface, and in `mkl_lapack.h` for C interface.

The routine computes the factorization of a complex Hermitian matrix A using the Bunch-Kaufman diagonal pivoting method:

if $uplo='U'$, $A = P*U*D*U^H*P^T$

if $uplo='L'$, $A = P*L*D*L^H*P^T$,

where A is the input matrix, P is a permutation matrix, U and L are upper and lower triangular matrices with unit diagonal, and D is a Hermitian block-diagonal matrix with 1-by-1 and 2-by-2 diagonal blocks. U and L have 2-by-2 unit diagonal blocks corresponding to the 2-by-2 blocks of D .



NOTE. This routine supports the Progress Routine feature. See [Progress Routine](#) section for details.

Input Parameters

<code>uplo</code>	CHARACTER*1. Must be 'U' or 'L'. Indicates whether the upper or lower triangular part of A is stored and how A is factored:
-------------------	--

If `uplo = 'U'`, the array `a` stores the upper triangular part of the matrix A , and A is factored as $P*U*D*U^H*P^T$.
 If `uplo = 'L'`, the array `a` stores the lower triangular part of the matrix A , and A is factored as $P*L*D*L^H*P^T$.

`n` INTEGER. The order of matrix A ; $n \geq 0$.

`a, work` COMPLEX for `chetrf`
 DOUBLE COMPLEX for `zhetr`.
 Arrays, DIMENSION `a(lda,*)`, `work(*)`.
 The array `a` contains the upper or the lower triangular part of the matrix A (see `uplo`). The second dimension of `a` must be at least $\max(1, n)$.
`work(*)` is a workspace array of dimension at least $\max(1, lwork)$.

`lda` INTEGER. The first dimension of `a`; at least $\max(1, n)$.

`lwork` INTEGER. The size of the `work` array ($lwork \geq n$).
 If `lwork = -1`, then a workspace query is assumed; the routine only calculates the optimal size of the `work` array, returns this value as the first entry of the `work` array, and no error message related to `lwork` is issued by `xerbla`.
 See [Application Notes](#) for the suggested value of `lwork`.

Output Parameters

`a` The upper or lower triangular part of `a` is overwritten by details of the block-diagonal matrix D and the multipliers used to obtain the factor U (or L).

`work(1)` If `info = 0`, on exit `work(1)` contains the minimum value of `lwork` required for optimum performance. Use this `lwork` for subsequent runs.

`ipiv` INTEGER.
 Array, DIMENSION at least $\max(1, n)$. Contains details of the interchanges and the block structure of D . If `ipiv(i) = k > 0`, then d_{ii} is a 1-by-1 block, and the i -th row and column of A was interchanged with the k -th row and column.
 If `uplo = 'U'` and `ipiv(i) = ipiv(i-1) = -m < 0`, then D has a 2-by-2 block in rows/columns i and $i-1$, and the $(i-1)$ -th row and column of A was interchanged with the m -th row and column.
 If `uplo = 'L'` and `ipiv(i) = ipiv(i+1) = -m < 0`, then D has a 2-by-2 block in rows/columns i and $i+1$, and the $(i+1)$ -th row and column of A was interchanged with the m -th row and column.

info INTEGER. If *info* = 0, the execution is successful.
 If *info* = -*i*, the *i*-th parameter had an illegal value.
 If *info* = *i*, *d_{ii}* is 0. The factorization has been completed, but *D* is exactly singular. Division by 0 will occur if you use *D* for solving a system of linear equations.

Fortran 95 Interface Notes

Routines in Fortran 95 interface have fewer arguments in the calling sequence than their FORTRAN 77 counterparts. For general conventions applied to skip redundant or reconstructible arguments, see [Fortran 95 Interface Conventions](#).

Specific details for the routine `hetrf` interface are as follows:

<i>a</i>	holds the matrix <i>A</i> of size (<i>n</i> , <i>n</i>)
<i>ipiv</i>	holds the vector of length <i>n</i>
<i>uplo</i>	must be 'U' or 'L'. The default value is 'U'.

Application Notes

This routine is suitable for Hermitian matrices that are not known to be positive-definite. If *A* is in fact positive-definite, the routine does not perform interchanges, and no 2-by-2 diagonal blocks occur in *D*.

For better performance, try using *lwork* = *n***blocksize*, where *blocksize* is a machine-dependent value (typically, 16 to 64) required for optimum performance of the *blocked algorithm*.

If you are in doubt how much workspace to supply, use a generous value of *lwork* for the first run or set *lwork* = -1.

If you choose the first option and set any of admissible *lwork* sizes, which is no less than the minimal value described, the routine completes the task, though probably not so fast as with a recommended workspace, and provides the recommended workspace in the first element of the corresponding array *work* on exit. Use this value (*work*(1)) for subsequent runs.

If you set *lwork* = -1, the routine returns immediately and provides the recommended workspace in the first element of the corresponding array (*work*). This operation is called a workspace query.

Note that if you set *lwork* to less than the minimal required value and not -1, the routine returns immediately with an error exit and does not provide any information on the recommended workspace.

The 2-by-2 unit diagonal blocks and the unit diagonal elements of U and L are not stored. The remaining elements of U and L are stored in the corresponding columns of the array a , but additional row interchanges are required to recover U or L explicitly (which is seldom necessary).

If $ipiv(i) = i$ for all $i = 1 \dots n$, then all off-diagonal elements of U (L) are stored explicitly in the corresponding elements of the array a .

If $uplo = 'U'$, the computed factors U and D are the exact factors of a perturbed matrix $A + E$, where

$$|E| \leq c(n) \varepsilon \|U\| \|D\| \|U^T\| P^T$$

$c(n)$ is a modest linear function of n , and ε is the machine precision.

A similar estimate holds for the computed L and D when $uplo = 'L'$.

The total number of floating-point operations is approximately $(4/3)n^3$.

After calling this routine, you can call the following routines:

<code>?hetrs</code>	to solve $A * X = B$
<code>?hecon</code>	to estimate the condition number of A
<code>?hetri</code>	to compute the inverse of A .

?sptf

Computes the Bunch-Kaufman factorization of a symmetric matrix using packed storage.

Syntax

FORTRAN 77:

```
call ssptrf( uplo, n, ap, ipiv, info )
call dsptrf( uplo, n, ap, ipiv, info )
call csptrf( uplo, n, ap, ipiv, info )
call zsptrf( uplo, n, ap, ipiv, info )
```

Fortran 95:

```
call sptrf( ap [,uplo] [,ipiv] [,info] )
```

Description

This routine is declared in `mkl_lapack.fi` for FORTRAN 77 interface, in `lapack.f90` for Fortran 95 interface, and in `mkl_lapack.h` for C interface.

The routine computes the factorization of a real/complex symmetric matrix *A* stored in the packed format using the Bunch-Kaufman diagonal pivoting method. The form of the factorization is:

$$\begin{aligned} \text{if } uplo='U', A &= P*U*D*U^T*P^T \\ \text{if } uplo='L', A &= P*L*D*L^T*P^T, \end{aligned}$$

where *P* is a permutation matrix, *U* and *L* are upper and lower triangular matrices with unit diagonal, and *D* is a symmetric block-diagonal matrix with 1-by-1 and 2-by-2 diagonal blocks. *U* and *L* have 2-by-2 unit diagonal blocks corresponding to the 2-by-2 blocks of *D*.



NOTE. This routine supports the Progress Routine feature. See [Progress Function](#) section for details.

Input Parameters

<i>uplo</i>	<p>CHARACTER*1. Must be 'U' or 'L'.</p> <p>Indicates whether the upper or lower triangular part of <i>A</i> is packed in the array <i>ap</i> and how <i>A</i> is factored:</p> <p>If <i>uplo</i> = 'U', the array <i>ap</i> stores the upper triangular part of the matrix <i>A</i>, and <i>A</i> is factored as $P*U*D*U^T*P^T$.</p> <p>If <i>uplo</i> = 'L', the array <i>ap</i> stores the lower triangular part of the matrix <i>A</i>, and <i>A</i> is factored as $P*L*D*L^T*P^T$.</p>
<i>n</i>	<p>INTEGER. The order of matrix <i>A</i>; $n \geq 0$.</p>
<i>ap</i>	<p>REAL for <code>ssptrf</code> DOUBLE PRECISION for <code>dsptrf</code> COMPLEX for <code>csptrf</code> DOUBLE COMPLEX for <code>zsptrf</code>.</p> <p>Array, DIMENSION at least $\max(1, n(n+1)/2)$. The array <i>ap</i> contains the upper or the lower triangular part of the matrix <i>A</i> (as specified by <i>uplo</i>) in <i>packed storage</i> (see Matrix Storage Schemes).</p>

Output Parameters

<i>ap</i>	The upper or lower triangle of A (as specified by <i>uplo</i>) is overwritten by details of the block-diagonal matrix D and the multipliers used to obtain the factor U (or L).
<i>ipiv</i>	<p>INTEGER.</p> <p>Array, DIMENSION at least $\max(1, n)$. Contains details of the interchanges and the block structure of D. If $ipiv(i) = k > 0$, then d_{ii} is a 1-by-1 block, and the i-th row and column of A was interchanged with the k-th row and column.</p> <p>If $uplo = 'U'$ and $ipiv(i) = ipiv(i-1) = -m < 0$, then D has a 2-by-2 block in rows/columns i and $i-1$, and the $(i-1)$-th row and column of A was interchanged with the m-th row and column.</p> <p>If $uplo = 'L'$ and $ipiv(i) = ipiv(i+1) = -m < 0$, then D has a 2-by-2 block in rows/columns i and $i+1$, and the $(i+1)$-th row and column of A was interchanged with the m-th row and column.</p>
<i>info</i>	<p>INTEGER. If $info = 0$, the execution is successful.</p> <p>If $info = -i$, the i-th parameter had an illegal value.</p> <p>If $info = i$, d_{ii} is 0. The factorization has been completed, but D is exactly singular. Division by 0 will occur if you use D for solving a system of linear equations.</p>

Fortran 95 Interface Notes

Routines in Fortran 95 interface have fewer arguments in the calling sequence than their FORTRAN 77 counterparts. For general conventions applied to skip redundant or reconstructible arguments, see [Fortran 95 Interface Conventions](#).

Specific details for the routine `spturf` interface are as follows:

<i>ap</i>	Holds the array A of size $(n * (n+1) / 2)$.
<i>ipiv</i>	Holds the vector of length n .
<i>uplo</i>	Must be 'U' or 'L'. The default value is 'U'.

Application Notes

The 2-by-2 unit diagonal blocks and the unit diagonal elements of U and L are not stored. The remaining elements of U and L overwrite elements of the corresponding columns of the matrix A , but additional row interchanges are required to recover U or L explicitly (which is seldom necessary).

If $ipiv(i) = i$ for all $i = 1 \dots n$, then all off-diagonal elements of $U(L)$ are stored explicitly in packed form.

If $uplo = 'U'$, the computed factors U and D are the exact factors of a perturbed matrix $A + E$, where

$$|E| \leq c(n)\varepsilon P|U||D||U^T|P^T$$

$c(n)$ is a modest linear function of n , and ε is the machine precision. A similar estimate holds for the computed L and D when $uplo = 'L'$.

The total number of floating-point operations is approximately $(1/3)n^3$ for real flavors or $(4/3)n^3$ for complex flavors.

After calling this routine, you can call the following routines:

<code>?spttrs</code>	to solve $A^*X = B$
<code>?spcon</code>	to estimate the condition number of A
<code>?sptri</code>	to compute the inverse of A .

?hptrf

Computes the Bunch-Kaufman factorization of a complex Hermitian matrix using packed storage.

Syntax

FORTRAN 77:

```
call chptrf( uplo, n, ap, ipiv, info )
call zhptrf( uplo, n, ap, ipiv, info )
```

Fortran 95:

```
call hptrf( ap [,uplo] [,ipiv] [,info] )
```

Description

This routine is declared in `mkl_lapack.fi` for FORTRAN 77 interface, in `lapack.f90` for Fortran 95 interface, and in `mkl_lapack.h` for C interface.

The routine computes the factorization of a complex Hermitian packed matrix A using the Bunch-Kaufman diagonal pivoting method:

$$\text{if } uplo='U', A = P^*U^*D^*U^H*P^T$$

if $uplo='L'$, $A = P*L*D*L^H*P^T$,

where A is the input matrix, P is a permutation matrix, U and L are upper and lower triangular matrices with unit diagonal, and D is a Hermitian block-diagonal matrix with 1-by-1 and 2-by-2 diagonal blocks. U and L have 2-by-2 unit diagonal blocks corresponding to the 2-by-2 blocks of D .



NOTE. This routine supports the Progress Routine feature. See [Progress Function](#) section for details.

Input Parameters

uplo CHARACTER*1. Must be 'U' or 'L'.
Indicates whether the upper or lower triangular part of A is packed and how A is factored:
If $uplo = 'U'$, the array ap stores the upper triangular part of the matrix A , and A is factored as $P*U*D*U^H*P^T$.
If $uplo = 'L'$, the array ap stores the lower triangular part of the matrix A , and A is factored as $P*L*D*L^H*P^T$.

n INTEGER. The order of matrix A ; $n \geq 0$.

ap COMPLEX for `chptrf`
DOUBLE COMPLEX for `zhptrf`.
Array, DIMENSION at least $\max(1, n(n+1)/2)$. The array ap contains the upper or the lower triangular part of the matrix A (as specified by $uplo$) in *packed storage* (see [Matrix Storage Schemes](#)).

Output Parameters

ap The upper or lower triangle of A (as specified by $uplo$) is overwritten by details of the block-diagonal matrix D and the multipliers used to obtain the factor U (or L).

ipiv INTEGER.
Array, DIMENSION at least $\max(1, n)$. Contains details of the interchanges and the block structure of D . If $ipiv(i) = k > 0$, then d_{ii} is a 1-by-1 block, and the i -th row and column of A was interchanged with the k -th row and column.

If $uplo = 'U'$ and $ipiv(i) = ipiv(i-1) = -m < 0$, then D has a 2-by-2 block in rows/columns i and $i-1$, and the $(i-1)$ -th row and column of A was interchanged with the m -th row and column.

If $uplo = 'L'$ and $ipiv(i) = ipiv(i+1) = -m < 0$, then D has a 2-by-2 block in rows/columns i and $i+1$, and the $(i+1)$ -th row and column of A was interchanged with the m -th row and column.

info

INTEGER. If $info = 0$, the execution is successful.

If $info = -i$, the i -th parameter had an illegal value.

If $info = i$, d_{ii} is 0. The factorization has been completed, but D is exactly singular. Division by 0 will occur if you use D for solving a system of linear equations.

Fortran 95 Interface Notes

Routines in Fortran 95 interface have fewer arguments in the calling sequence than their FORTRAN 77 counterparts. For general conventions applied to skip redundant or reconstructible arguments, see [Fortran 95 Interface Conventions](#).

Specific details for the routine `hptrfs` interface are as follows:

<i>ap</i>	Holds the array A of size $(n*(n+1)/2)$.
<i>ipiv</i>	Holds the vector of length n .
<i>uplo</i>	Must be 'U' or 'L'. The default value is 'U'.

Application Notes

The 2-by-2 unit diagonal blocks and the unit diagonal elements of U and L are not stored. The remaining elements of U and L are stored in the corresponding columns of the array a , but additional row interchanges are required to recover U or L explicitly (which is seldom necessary).

If $ipiv(i) = i$ for all $i = 1 \dots n$, then all off-diagonal elements of U (L) are stored explicitly in the corresponding elements of the array a .

If $uplo = 'U'$, the computed factors U and D are the exact factors of a perturbed matrix $A + E$, where

$$|E| \leq c(n)\epsilon P|U||D||U^T|P^T$$

$c(n)$ is a modest linear function of n , and ϵ is the machine precision.

A similar estimate holds for the computed L and D when $uplo = 'L'$.

The total number of floating-point operations is approximately $(4/3)n^3$.

After calling this routine, you can call the following routines:

<code>?hptrs</code>	to solve $A^*X = B$
<code>?hpcon</code>	to estimate the condition number of A
<code>?hptri</code>	to compute the inverse of A .

Routines for Solving Systems of Linear Equations

This section describes the LAPACK routines for solving systems of linear equations. Before calling most of these routines, you need to factorize the matrix of your system of equations (see [Routines for Matrix Factorization](#) in this chapter). However, the factorization is not necessary if your system of equations has a triangular matrix.

?getrs

Solves a system of linear equations with an LU-factored square matrix, with multiple right-hand sides.

Syntax

FORTRAN 77:

```
call sgetrs( trans, n, nrhs, a, lda, ipiv, b, ldb, info )
call dgetrs( trans, n, nrhs, a, lda, ipiv, b, ldb, info )
call cgetrs( trans, n, nrhs, a, lda, ipiv, b, ldb, info )
call zgetrs( trans, n, nrhs, a, lda, ipiv, b, ldb, info )
```

Fortran 95:

```
call getrs( a, ipiv, b [, trans] [,info] )
```

Description

This routine is declared in `mkl_lapack.fi` for FORTRAN 77 interface, in `lapack.f90` for Fortran 95 interface, and in `mkl_lapack.h` for C interface.

The routine solves for x the following systems of linear equations:

$A^*X = B$	if $trans = 'N'$,
$A^T * X = B$	if $trans = 'T'$,

$A^H * X = B$ if $trans = 'C'$ (for complex matrices only).

Before calling this routine, you must call [?getrf](#) to compute the LU factorization of A .

Input Parameters

trans CHARACTER*1. Must be 'N' or 'T' or 'C'.
Indicates the form of the equations:
If *trans* = 'N', then $A * X = B$ is solved for X .
If *trans* = 'T', then $A^T * X = B$ is solved for X .
If *trans* = 'C', then $A^H * X = B$ is solved for X .

n INTEGER. The order of A ; the number of rows in B ($n \geq 0$).

nrhs INTEGER. The number of right-hand sides; $nrhs \geq 0$.

a, b REAL for sgetrs
DOUBLE PRECISION for dgetrs
COMPLEX for cgetrs
DOUBLE COMPLEX for zgetrs.
Arrays: $a(lda, *)$, $b(ldb, *)$.
The array *a* contains LU factorization of matrix A resulting from the call of [?getrf](#).
The array *b* contains the matrix B whose columns are the right-hand sides for the systems of equations.
The second dimension of *a* must be at least $\max(1, n)$, the second dimension of *b* at least $\max(1, nrhs)$.

lda INTEGER. The first dimension of *a*; $lda \geq \max(1, n)$.

ldb INTEGER. The first dimension of *b*; $ldb \geq \max(1, n)$.

ipiv INTEGER.
Array, DIMENSION at least $\max(1, n)$. The *ipiv* array, as returned by [?getrf](#).

Output Parameters

b Overwritten by the solution matrix X .

info INTEGER. If *info* = 0, the execution is successful.
If *info* = -*i*, the *i*-th parameter had an illegal value.

Fortran 95 Interface Notes

Routines in Fortran 95 interface have fewer arguments in the calling sequence than their FORTRAN 77 counterparts. For general conventions applied to skip redundant or reconstructible arguments, see [Fortran 95 Interface Conventions](#).

Specific details for the routine `getrs` interface are as follows:

<i>a</i>	Holds the matrix <i>A</i> of size (<i>n</i> , <i>n</i>).
<i>b</i>	Holds the matrix <i>B</i> of size (<i>n</i> , <i>nrhs</i>).
<i>ipiv</i>	Holds the vector of length <i>n</i> .
<i>trans</i>	Must be 'N', 'C', or 'T'. The default value is 'N'.

Application Notes

For each right-hand side *b*, the computed solution is the exact solution of a perturbed system of equations $(A + E)x = b$, where

$$|E| \leq c(n)\varepsilon P|L||U|$$

$c(n)$ is a modest linear function of *n*, and ε is the machine precision.

If x_0 is the true solution, the computed solution x satisfies this error bound:

$$\frac{\|x - x_0\|_\infty}{\|x\|_\infty} \leq c(n) \operatorname{cond}(A, x) \varepsilon$$

where $\operatorname{cond}(A, x) = \| |A^{-1}| |A| |x| \|_\infty / \|x\|_\infty \leq \|A^{-1}\|_\infty \|A\|_\infty = \kappa_\infty(A)$.

Note that $\operatorname{cond}(A, x)$ can be much smaller than $\kappa_\infty(A)$; the condition number of A^T and A^H might or might not be equal to $\kappa_\infty(A)$.

The approximate number of floating-point operations for one right-hand side vector *b* is $2n^2$ for real flavors and $8n^2$ for complex flavors.

To estimate the condition number $\kappa_\infty(A)$, call [?gecon](#).

To refine the solution and estimate the error, call [?gerfs](#).

?gbtrs

Solves a system of linear equations with an LU-factored band matrix, with multiple right-hand sides.

Syntax

FORTRAN 77:

```
call sgbtrs( trans, n, kl, ku, nrhs, ab, ldab, ipiv, b, ldb, info )
call dgbtrs( trans, n, kl, ku, nrhs, ab, ldab, ipiv, b, ldb, info )
call cgbtrs( trans, n, kl, ku, nrhs, ab, ldab, ipiv, b, ldb, info )
call zgbtrs( trans, n, kl, ku, nrhs, ab, ldab, ipiv, b, ldb, info )
```

Fortran 95:

```
call gbtrs( ab, b, ipiv, [, kl] [, trans] [, info] )
```

Description

This routine is declared in `mkl_lapack.fi` for FORTRAN 77 interface, in `lapack.f90` for Fortran 95 interface, and in `mkl_lapack.h` for C interface.

The routine solves for x the following systems of linear equations:

$$A * X = B \quad \text{if } trans = 'N',$$

$$A^T * X = B \quad \text{if } trans = 'T',$$

$$A^H * X = B \quad \text{if } trans = 'C' \text{ (for complex matrices only).}$$

Here A is an LU -factored general band matrix of order n with kl non-zero subdiagonals and ku nonzero superdiagonals. Before calling this routine, call `?gbtrf` to compute the LU factorization of A .

Input Parameters

<i>trans</i>	CHARACTER*1. Must be 'N' or 'T' or 'C'.
<i>n</i>	INTEGER. The order of A ; the number of rows in B ; $n \geq 0$.
<i>kl</i>	INTEGER. The number of subdiagonals within the band of A ; $kl \geq 0$.
<i>ku</i>	INTEGER. The number of superdiagonals within the band of A ; $ku \geq 0$.

<i>nrhs</i>	INTEGER. The number of right-hand sides; $nrhs \geq 0$.
<i>ab, b</i>	REAL for <i>sgbtrs</i> DOUBLE PRECISION for <i>dgbtrs</i> COMPLEX for <i>cgbtrs</i> DOUBLE COMPLEX for <i>zgbtrs</i> . Arrays: <i>ab</i> (<i>ldab</i> ,*), <i>b</i> (<i>ldb</i> ,*). The array <i>ab</i> contains the matrix <i>A</i> in <i>band storage</i> (see Matrix Storage Schemes). The array <i>b</i> contains the matrix <i>B</i> whose columns are the right-hand sides for the systems of equations. The second dimension of <i>ab</i> must be at least $\max(1, n)$, and the second dimension of <i>b</i> at least $\max(1, nrhs)$.
<i>ldab</i>	INTEGER. The leading dimension of the array <i>ab</i> ; $ldab \geq 2*kl + ku + 1$.
<i>ldb</i>	INTEGER. The leading dimension of <i>b</i> ; $ldb \geq \max(1, n)$.
<i>ipiv</i>	INTEGER. Array, DIMENSION at least $\max(1, n)$. The <i>ipiv</i> array, as returned by ?gbtrf .

Output Parameters

<i>b</i>	Overwritten by the solution matrix <i>X</i> .
<i>info</i>	INTEGER. If <i>info</i> =0, the execution is successful. If <i>info</i> = - <i>i</i> , the <i>i</i> -th parameter had an illegal value.

Fortran 95 Interface Notes

Routines in Fortran 95 interface have fewer arguments in the calling sequence than their FORTRAN 77 counterparts. For general conventions applied to skip redundant or reconstructible arguments, see [Fortran 95 Interface Conventions](#).

Specific details for the routine *gbtrs* interface are as follows:

<i>ab</i>	Holds the array <i>A</i> of size $(2*kl+ku+1, n)$.
<i>b</i>	Holds the matrix <i>B</i> of size $(n, nrhs)$.
<i>ipiv</i>	Holds the vector of length $\min(m, n)$.
<i>kl</i>	If omitted, assumed $kl = ku$.
<i>ku</i>	Restored as $lda-2*kl-1$.
<i>trans</i>	Must be 'N', 'C', or 'T'. The default value is 'N'.

Application Notes

For each right-hand side b , the computed solution is the exact solution of a perturbed system of equations $(A + E)x = b$, where

$$|E| \leq c(kl + ku + 1)\varepsilon P|L||U|$$

$c(k)$ is a modest linear function of k , and ε is the machine precision.

If x_0 is the true solution, the computed solution x satisfies this error bound:

$$\frac{\|x - x_0\|_\infty}{\|x\|_\infty} \leq c(kl + ku + 1) \text{cond}(A, x) \varepsilon$$

where $\text{cond}(A, x) = \| |A^{-1}| |A| |x| \|_\infty / \|x\|_\infty \leq \| |A^{-1}| \|_\infty \| |A| \|_\infty = \kappa_\infty(A)$.

Note that $\text{cond}(A, x)$ can be much smaller than $\kappa_\infty(A)$; the condition number of A^T and A^H might or might not be equal to $\kappa_\infty(A)$.

The approximate number of floating-point operations for one right-hand side vector is $2n(ku + 2kl)$ for real flavors. The number of operations for complex flavors is 4 times greater. All these estimates assume that kl and ku are much less than $\min(m, n)$.

To estimate the condition number $\kappa_\infty(A)$, call [?gbcon](#).

To refine the solution and estimate the error, call [?gbrfs](#).

?gttrs

Solves a system of linear equations with a tridiagonal matrix using the LU factorization computed by ?gttrf.

Syntax

FORTRAN 77:

```
call sgtrrs( trans, n, nrhs, dl, d, du, du2, ipiv, b, ldb, info )
call dgtrrs( trans, n, nrhs, dl, d, du, du2, ipiv, b, ldb, info )
```

```
call cgttrs( trans, n, nrhs, dl, d, du, du2, ipiv, b, ldb, info )
call zgttrs( trans, n, nrhs, dl, d, du, du2, ipiv, b, ldb, info )
```

Fortran 95:

```
call gttrs( dl, d, du, du2, b, ipiv [, trans] [,info] )
```

Description

This routine is declared in `mkl_lapack.fi` for FORTRAN 77 interface, in `lapack.f90` for Fortran 95 interface, and in `mkl_lapack.h` for C interface.

The routine solves for X the following systems of linear equations with multiple right hand sides:

$A^*X = B$ if $trans = 'N'$,
 $A^T * X = B$ if $trans = 'T'$,
 $A^H * X = B$ if $trans = 'C'$ (for complex matrices only).

Before calling this routine, you must call `?gttrf` to compute the LU factorization of A .

Input Parameters

`trans` CHARACTER*1. Must be 'N' or 'T' or 'C'.
 Indicates the form of the equations:
 If $trans = 'N'$, then $A^*X = B$ is solved for X .
 If $trans = 'T'$, then $A^T * X = B$ is solved for X .
 If $trans = 'C'$, then $A^H * X = B$ is solved for X .

`n` INTEGER. The order of A ; $n \geq 0$.

`nrhs` INTEGER. The number of right-hand sides, that is, the number of columns in B ; $nrhs \geq 0$.

`dl,d,du,du2,b` REAL for sgttrs
 DOUBLE PRECISION for dgttrs
 COMPLEX for cgttrs
 DOUBLE COMPLEX for zgttrs.
 Arrays: $dl(n-1)$, $d(n)$, $du(n-1)$, $du2(n-2)$, $b(ldb, nrhs)$.
 The array dl contains the $(n-1)$ multipliers that define the matrix L from the LU factorization of A .
 The array d contains the n diagonal elements of the upper triangular matrix U from the LU factorization of A .

The array *du* contains the $(n - 1)$ elements of the first superdiagonal of *U*.

The array *du2* contains the $(n - 2)$ elements of the second superdiagonal of *U*.

The array *b* contains the matrix *B* whose columns are the right-hand sides for the systems of equations.

<i>ldb</i>	INTEGER. The leading dimension of <i>b</i> ; $ldb \geq \max(1, n)$.
<i>ipiv</i>	INTEGER. Array, DIMENSION (<i>n</i>). The <i>ipiv</i> array, as returned by ?gt-trf .

Output Parameters

<i>b</i>	Overwritten by the solution matrix <i>x</i> .
<i>info</i>	INTEGER. If <i>info</i> =0, the execution is successful. If <i>info</i> = - <i>i</i> , the <i>i</i> -th parameter had an illegal value.

Fortran 95 Interface Notes

Routines in Fortran 95 interface have fewer arguments in the calling sequence than their FORTRAN 77 counterparts. For general conventions applied to skip redundant or reconstructible arguments, see [Fortran 95 Interface Conventions](#).

Specific details for the routine *gttrs* interface are as follows:

<i>d1</i>	Holds the vector of length $(n-1)$.
<i>d</i>	Holds the vector of length <i>n</i> .
<i>du</i>	Holds the vector of length $(n-1)$.
<i>du2</i>	Holds the vector of length $(n-2)$.
<i>b</i>	Holds the matrix <i>B</i> of size $(n, nrhs)$.
<i>ipiv</i>	Holds the vector of length <i>n</i> .
<i>trans</i>	Must be 'N', 'C', or 'T'. The default value is 'N'.

Application Notes

For each right-hand side *b*, the computed solution is the exact solution of a perturbed system of equations $(A + E)x = b$, where

$$|E| \leq c(n)\varepsilon P|L||U|$$

$c(n)$ is a modest linear function of *n*, and ε is the machine precision.

If x_0 is the true solution, the computed solution x satisfies this error bound:

$$\frac{\|x - x_0\|_\infty}{\|x\|_\infty} \leq c(n) \text{cond}(A, x) \epsilon$$

where $\text{cond}(A, x) = \| |A^{-1}| |A| |x| \|_\infty / \|x\|_\infty \leq \| |A^{-1}| \|_\infty \| |A| \|_\infty = \kappa_\infty(A)$.

Note that $\text{cond}(A, x)$ can be much smaller than $\kappa_\infty(A)$; the condition number of A^T and A^H might or might not be equal to $\kappa_\infty(A)$.

The approximate number of floating-point operations for one right-hand side vector b is $7n$ (including n divisions) for real flavors and $34n$ (including $2n$ divisions) for complex flavors.

To estimate the condition number $\kappa_\infty(A)$, call [?gtcon](#).

To refine the solution and estimate the error, call [?gtrfs](#).

?potrs

Solves a system of linear equations with a Cholesky-factored symmetric (Hermitian) positive-definite matrix.

Syntax

FORTRAN 77:

```
call spotrs( uplo, n, nrhs, a, lda, b, ldb, info )
call dpotrs( uplo, n, nrhs, a, lda, b, ldb, info )
call cpotrs( uplo, n, nrhs, a, lda, b, ldb, info )
call zpotrs( uplo, n, nrhs, a, lda, b, ldb, info )
```

Fortran 95:

```
call potrs( a, b [,uplo] [, info] )
```

Description

This routine is declared in `mkl_lapack.fi` for FORTRAN 77 interface, in `lapack.f90` for Fortran 95 interface, and in `mkl_lapack.h` for C interface.

The routine solves for x the system of linear equations $A^*X = B$ with a symmetric positive-definite or, for complex data, Hermitian positive-definite matrix A , given the Cholesky factorization of A :

$A = U^T * U$ for real data, If `uplo = 'U'`

$A = U^H * U$ for complex

data

$A = L * L^T$ for real data, If `uplo = 'L'`,

$A = L * L^H$ for complex

data

where L is a lower triangular matrix and U is upper triangular. The system is solved with multiple right-hand sides stored in the columns of the matrix B .

Before calling this routine, you must call `?potrf` to compute the Cholesky factorization of A .

Input Parameters

<code>uplo</code>	<p>CHARACTER*1. Must be 'U' or 'L'.</p> <p>Indicates how the input matrix A has been factored:</p> <p>If <code>uplo = 'U'</code>, the upper triangle of A is stored.</p> <p>If <code>uplo = 'L'</code>, the lower triangle of A is stored.</p>
<code>n</code>	<p>INTEGER. The order of matrix A; $n \geq 0$.</p>
<code>nrhs</code>	<p>INTEGER. The number of right-hand sides ($nrhs \geq 0$).</p>
<code>a, b</code>	<p>REAL for <code>spotrs</code></p> <p>DOUBLE PRECISION for <code>dpotrs</code></p> <p>COMPLEX for <code>cpotrs</code></p> <p>DOUBLE COMPLEX for <code>zpotrs</code>.</p> <p>Arrays: <code>a(lda,*)</code>, <code>b(ldb,*)</code>.</p> <p>The array a contains the factor U or L (see <code>uplo</code>).</p> <p>The array b contains the matrix B whose columns are the right-hand sides for the systems of equations.</p> <p>The second dimension of a must be at least $\max(1, n)$, the second dimension of b at least $\max(1, nrhs)$.</p>

lda INTEGER. The first dimension of *a*; $lda \geq \max(1, n)$.

ldb INTEGER. The first dimension of *b*; $ldb \geq \max(1, n)$.

Output Parameters

b Overwritten by the solution matrix *x*.

info INTEGER. If *info* = 0, the execution is successful.
If *info* = -*i*, the *i*-th parameter had an illegal value.

Fortran 95 Interface Notes

Routines in Fortran 95 interface have fewer arguments in the calling sequence than their FORTRAN 77 counterparts. For general conventions applied to skip redundant or reconstructible arguments, see [Fortran 95 Interface Conventions](#).

Specific details for the routine `potrs` interface are as follows:

a Holds the matrix *A* of size (*n*, *n*).

b Holds the matrix *B* of size (*n*, *nrhs*).

uplo Must be 'U' or 'L'. The default value is 'U'.

Application Notes

If *uplo* = 'U', the computed solution for each right-hand side *b* is the exact solution of a perturbed system of equations $(A + E)x = b$, where

$$|E| \leq c(n)\varepsilon |U^H| |U|$$

$c(n)$ is a modest linear function of *n*, and ε is the machine precision.

A similar estimate holds for *uplo* = 'L'. If x_0 is the true solution, the computed solution *x* satisfies this error bound:

$$\frac{\|x - x_0\|_\infty}{\|x\|_\infty} \leq c(n) \operatorname{cond}(A, x) \varepsilon$$

where $\operatorname{cond}(A, x) = \| |A^{-1}| |A| |x| \|_\infty / \|x\|_\infty \leq \| |A^{-1}| \|_\infty \| |A| \|_\infty = \kappa_\infty(A)$.

Note that $\text{cond}(A, x)$ can be much smaller than $\kappa_{\infty}(A)$. The approximate number of floating-point operations for one right-hand side vector b is $2n^2$ for real flavors and $8n^2$ for complex flavors.

To estimate the condition number $\kappa_{\infty}(A)$, call [?pocon](#).

To refine the solution and estimate the error, call [?porfs](#).

?pftrs

Solves a system of linear equations with a Cholesky-factored symmetric (Hermitian) positive-definite matrix using the Rectangular Full Packed (RFP) format.

Syntax

FORTRAN 77:

```
call spftrs( transr, uplo, n, nrhs, a, b, ldb, info )
call dpftrs( transr, uplo, n, nrhs, a, b, ldb, info )
call cpftrs( transr, uplo, n, nrhs, a, b, ldb, info )
call zpftrs( transr, uplo, n, nrhs, a, b, ldb, info )
```

Description

This routine is declared in `mk1_lapack.fi` for FORTRAN 77 interface and in `mk1_lapack.h` for C interface.

The routine solves a system of linear equations $A^*X = B$ with a symmetric positive-definite or, for complex data, Hermitian positive-definite matrix A using the Cholesky factorization of A :

$$\begin{aligned} A &= U^T * U \text{ for real data, } A = U^H * U \text{ for complex data} && \text{if } uplo = 'U' \\ A &= L * L^T \text{ for real data, } A = L * L^H \text{ for complex data} && \text{if } uplo = 'L' \end{aligned}$$

computed by [?pftfrf](#). L stands for a lower triangular matrix and U - for an upper triangular matrix.

The matrix A is in the Rectangular Full Packed (RFP) format. For the description of the RFP format, see [Matrix Storage Schemes](#).

Input Parameters

<i>transr</i>	<p>CHARACTER*1. Must be 'N', 'T' (for real data) or 'C' (for complex data).</p> <p>If <i>transr</i> = 'N', the Normal <i>transr</i> of RFP <i>A</i> is stored.</p> <p>If <i>transr</i> = 'T', the Transpose <i>transr</i> of RFP <i>A</i> is stored.</p> <p>If <i>transr</i> = 'C', the Conjugate-Transpose <i>transr</i> of RFP <i>A</i> is stored.</p>
<i>uplo</i>	<p>CHARACTER*1. Must be 'U' or 'L'.</p> <p>Indicates whether the upper or lower triangular part of the RFP matrix <i>A</i> is stored:</p> <p>If <i>uplo</i> = 'U', the array <i>a</i> stores the upper triangular part of the matrix <i>A</i>.</p> <p>If <i>uplo</i> = 'L', the array <i>a</i> stores the lower triangular part of the matrix <i>A</i>.</p>
<i>n</i>	<p>INTEGER. The order of the matrix <i>A</i>; $n \geq 0$.</p>
<i>nrhs</i>	<p>INTEGER. The number of right-hand sides, that is, the number of columns of the matrix <i>B</i>; $nrhs \geq 0$.</p>
<i>a, b</i>	<p>REAL for spftrs DOUBLE PRECISION for dpftrs COMPLEX for cpftrs DOUBLE COMPLEX for zpftrs.</p> <p>Arrays: $a(n*(n+1)/2)$, $b(l db, nrhs)$. The array <i>a</i> contains the matrix <i>A</i> in the RFP format.</p> <p>The array <i>b</i> contains the matrix <i>B</i> whose columns are the right-hand sides for the systems of equations.</p>
<i>ldb</i>	<p>INTEGER. The first dimension of <i>b</i>; $ldb \geq \max(1, n)$.</p>

Output Parameters

<i>b</i>	The solution matrix <i>X</i> .
<i>info</i>	<p>INTEGER. If <i>info</i>=0, the execution is successful.</p> <p>If <i>info</i> = $-i$, the <i>i</i>-th parameter had an illegal value.</p>

?pptrs

Solves a system of linear equations with a packed Cholesky-factored symmetric (Hermitian) positive-definite matrix.

Syntax

FORTRAN 77:

```
call spptrs( uplo, n, nrhs, ap, b, ldb, info )
call dpptrs( uplo, n, nrhs, ap, b, ldb, info )
call cpptrs( uplo, n, nrhs, ap, b, ldb, info )
call zpptrs( uplo, n, nrhs, ap, b, ldb, info )
```

Fortran 95:

```
call pptrs( ap, b [,uplo] [,info] )
```

Description

This routine is declared in `mkl_lapack.fi` for FORTRAN 77 interface, in `lapack.f90` for Fortran 95 interface, and in `mkl_lapack.h` for C interface.

The routine solves for X the system of linear equations $A * X = B$ with a packed symmetric positive-definite or, for complex data, Hermitian positive-definite matrix A , given the Cholesky factorization of A :

$A = U^T * U$ for real data, If `uplo = 'U'`

$A = U^H * U$ for complex

data

$A = L * L^T$ for real data, If `uplo = 'L'`,

$A = L * L^H$ for complex

data

where L is a lower triangular matrix and U is upper triangular. The system is solved with multiple right-hand sides stored in the columns of the matrix B .

Before calling this routine, you must call [?pptrf](#) to compute the Cholesky factorization of A .

Input Parameters

<i>uplo</i>	<p>CHARACTER*1. Must be 'U' or 'L'.</p> <p>Indicates how the input matrix <i>A</i> has been factored:</p> <p>If <i>uplo</i> = 'U', the upper triangle of <i>A</i> is stored.</p> <p>If <i>uplo</i> = 'L', the lower triangle of <i>A</i> is stored.</p>
<i>n</i>	<p>INTEGER. The order of matrix <i>A</i>; $n \geq 0$.</p>
<i>nrhs</i>	<p>INTEGER. The number of right-hand sides ($nrhs \geq 0$).</p>
<i>ap</i> , <i>b</i>	<p>REAL for <i>sp</i>ptrs</p> <p>DOUBLE PRECISION for <i>dp</i>ptrs</p> <p>COMPLEX for <i>cp</i>ptrs</p> <p>DOUBLE COMPLEX for <i>zp</i>ptrs.</p> <p>Arrays: <i>ap</i>(*), <i>b</i>(<i>ldb</i>,*)</p> <p>The dimension of <i>ap</i> must be at least $\max(1, n(n+1)/2)$.</p> <p>The array <i>ap</i> contains the factor <i>U</i> or <i>L</i>, as specified by <i>uplo</i>, in <i>packed storage</i> (see Matrix Storage Schemes).</p> <p>The array <i>b</i> contains the matrix <i>B</i> whose columns are the right-hand sides for the systems of equations. The second dimension of <i>b</i> must be at least $\max(1, nrhs)$.</p>
<i>ldb</i>	<p>INTEGER. The first dimension of <i>b</i>; $ldb \geq \max(1, n)$.</p>

Output Parameters

<i>b</i>	Overwritten by the solution matrix <i>x</i> .
<i>info</i>	<p>INTEGER. If <i>info</i> = 0, the execution is successful.</p> <p>If <i>info</i> = -<i>i</i>, the <i>i</i>-th parameter had an illegal value.</p>

Fortran 95 Interface Notes

Routines in Fortran 95 interface have fewer arguments in the calling sequence than their FORTRAN 77 counterparts. For general conventions applied to skip redundant or reconstructible arguments, see [Fortran 95 Interface Conventions](#).

Specific details for the routine *pp*tr*s* interface are as follows:

<i>ap</i>	Holds the array <i>A</i> of size $(n*(n+1)/2)$.
<i>b</i>	Holds the matrix <i>B</i> of size $(n, nrhs)$.
<i>uplo</i>	Must be 'U' or 'L'. The default value is 'U'.

Application Notes

If `uplo = 'U'`, the computed solution for each right-hand side b is the exact solution of a perturbed system of equations $(A + E)x = b$, where

$$|E| \leq c(n)\varepsilon |U^H| |U|$$

$c(n)$ is a modest linear function of n , and ε is the machine precision.

A similar estimate holds for `uplo = 'L'`.

If x_0 is the true solution, the computed solution x satisfies this error bound:

$$\frac{\|x - x_0\|_\infty}{\|x\|_\infty} \leq c(n) \text{cond}(A, x) \varepsilon$$

where $\text{cond}(A, x) = \| |A^{-1}| |A| |x| \|_\infty / \|x\|_\infty \leq \| |A^{-1}| \|_\infty \| |A| \|_\infty = \kappa_\infty(A)$.

Note that $\text{cond}(A, x)$ can be much smaller than $\kappa_\infty(A)$.

The approximate number of floating-point operations for one right-hand side vector b is $2n^2$ for real flavors and $8n^2$ for complex flavors.

To estimate the condition number $\kappa_\infty(A)$, call [?ppcon](#).

To refine the solution and estimate the error, call [?pprfs](#).

?pbtrs

Solves a system of linear equations with a Cholesky-factored symmetric (Hermitian) positive-definite band matrix.

Syntax

FORTRAN 77:

```
call spbtrs( uplo, n, kd, nrhs, ab, ldab, b, ldb, info )
call dpbtrs( uplo, n, kd, nrhs, ab, ldab, b, ldb, info )
```

```
call cpbtrs( uplo, n, kd, nrhs, ab, ldab, b, ldb, info )
call zpbtrs( uplo, n, kd, nrhs, ab, ldab, b, ldb, info )
```

Fortran 95:

```
call pbtrs( ab, b [,uplo] [,info] )
```

Description

This routine is declared in `mkl_lapack.fi` for FORTRAN 77 interface, in `lapack.f90` for Fortran 95 interface, and in `mkl_lapack.h` for C interface.

The routine solves for real data a system of linear equations $A^*X = B$ with a symmetric positive-definite or, for complex data, Hermitian positive-definite *band* matrix A , given the Cholesky factorization of A :

$A = U^T * U$ for real data, If `uplo='U'`

$A = U^H * U$ for complex

data

$A = L * L^T$ for real data, If `uplo='L'`,

$A = L * L^H$ for complex

data

where L is a lower triangular matrix and U is upper triangular. The system is solved with multiple right-hand sides stored in the columns of the matrix B .

Before calling this routine, you must call [?pbtrf](#) to compute the Cholesky factorization of A in the band storage form.

Input Parameters

<code>uplo</code>	CHARACTER*1. Must be 'U' or 'L'. Indicates how the input matrix A has been factored: If <code>uplo = 'U'</code> , the upper triangular factor is stored in <code>ab</code> . If <code>uplo = 'L'</code> , the lower triangular factor is stored in <code>ab</code> .
<code>n</code>	INTEGER. The order of matrix A ; $n \geq 0$.
<code>kd</code>	INTEGER. The number of superdiagonals or subdiagonals in the matrix A ; $kd \geq 0$.
<code>nrhs</code>	INTEGER. The number of right-hand sides; $nrhs \geq 0$.
<code>ab, b</code>	REAL for <code>spbtrs</code>

DOUBLE PRECISION for dpbtrs

COMPLEX for cpbtrs

DOUBLE COMPLEX for zpbtrs.

Arrays: $ab(ldab,*)$, $b(l db,*)$.

The array ab contains the Cholesky factor, as returned by the factorization routine, in *band storage* form.

The array b contains the matrix B whose columns are the right-hand sides for the systems of equations.

The second dimension of ab must be at least $\max(1, n)$, and the second dimension of b at least $\max(1, nrhs)$.

$ldab$

INTEGER. The first dimension of the array ab ; $ldab \geq kd + 1$.

$l db$

INTEGER. The first dimension of b ; $l db \geq \max(1, n)$.

Output Parameters

b

Overwritten by the solution matrix x .

$info$

INTEGER. If $info=0$, the execution is successful.

If $info = -i$, the i -th parameter had an illegal value.

Fortran 95 Interface Notes

Routines in Fortran 95 interface have fewer arguments in the calling sequence than their FORTRAN 77 counterparts. For general conventions applied to skip redundant or reconstructible arguments, see [Fortran 95 Interface Conventions](#).

Specific details for the routine `pbtrs` interface are as follows:

ab

Holds the array A of size $(kd+1, n)$.

b

Holds the matrix B of size $(n, nrhs)$.

$uplo$

Must be 'U' or 'L'. The default value is 'U'.

Application Notes

For each right-hand side b , the computed solution is the exact solution of a perturbed system of equations $(A + E)x = b$, where

$$|E| \leq c(kd + 1)\epsilon P|U^H||U| \text{ or } |E| \leq c(kd + 1)\epsilon P|L^H||L|$$

$c(k)$ is a modest linear function of k , and ϵ is the machine precision.

If x_0 is the true solution, the computed solution x satisfies this error bound:

$$\frac{\|x - x_0\|_\infty}{\|x\|_\infty} \leq c(kd + 1) \text{cond}(A, x) \varepsilon$$

where $\text{cond}(A, x) = \| |A^{-1}| |A| |x| \|_\infty / \|x\|_\infty \leq \| |A^{-1}| \|_\infty \| |A| \|_\infty = \kappa_\infty(A)$.

Note that $\text{cond}(A, x)$ can be much smaller than $\kappa_\infty(A)$.

The approximate number of floating-point operations for one right-hand side vector is $4n*kd$ for real flavors and $16n*kd$ for complex flavors.

To estimate the condition number $\kappa_\infty(A)$, call [?pbcon](#).

To refine the solution and estimate the error, call [?pbrfs](#).

[?pttrs](#)

Solves a system of linear equations with a symmetric (Hermitian) positive-definite tridiagonal matrix using the factorization computed by [?pttrf](#).

Syntax

FORTRAN 77:

```
call spttrs( n, nrhs, d, e, b, ldb, info )
call dpttrs( n, nrhs, d, e, b, ldb, info )
call cpttrs( uplo, n, nrhs, d, e, b, ldb, info )
call zpttrs( uplo, n, nrhs, d, e, b, ldb, info )
```

Fortran 95:

```
call pttrs( d, e, b [,info] )
call pttrs( d, e, b [,uplo] [,info] )
```

Description

This routine is declared in `mk1_lapack.fi` for FORTRAN 77 interface, in `lapack.f90` for Fortran 95 interface, and in `mk1_lapack.h` for C interface.

The routine solves for X a system of linear equations $A * X = B$ with a symmetric (Hermitian) positive-definite tridiagonal matrix A . Before calling this routine, call [?pttrf](#) to compute the $L * D * L'$ for real data and the $L * D * L'$ or $U' * D * U$ factorization of A for complex data.

Input Parameters

<i>uplo</i>	CHARACTER*1. Used for <code>cpttrs/zpttrs</code> only. Must be 'U' or 'L'. Specifies whether the superdiagonal or the subdiagonal of the tridiagonal matrix A is stored and how A is factored: If <i>uplo</i> = 'U', the array <i>e</i> stores the superdiagonal of A , and A is factored as $U' * D * U$. If <i>uplo</i> = 'L', the array <i>e</i> stores the subdiagonal of A , and A is factored as $L * D * L'$.
<i>n</i>	INTEGER. The order of A ; $n \geq 0$.
<i>nrhs</i>	INTEGER. The number of right-hand sides, that is, the number of columns of the matrix B ; $nrhs \geq 0$.
<i>d</i>	REAL for <code>spttrs, cpttrs</code> DOUBLE PRECISION for <code>dpttrs, zpttrs</code> . Array, dimension (n). Contains the diagonal elements of the diagonal matrix D from the factorization computed by ?pttrf .
<i>e, b</i>	REAL for <code>spttrs</code> DOUBLE PRECISION for <code>dpttrs</code> COMPLEX for <code>cpttrs</code> DOUBLE COMPLEX for <code>zpttrs</code> . Arrays: $e(n-1)$, $b(ldb, nrhs)$. The array <i>e</i> contains the $(n - 1)$ off-diagonal elements of the unit bidiagonal factor U or L from the factorization computed by ?pttrf (see <i>uplo</i>). The array <i>b</i> contains the matrix B whose columns are the right-hand sides for the systems of equations.
<i>ldb</i>	INTEGER. The leading dimension of <i>b</i> ; $ldb \geq \max(1, n)$.

Output Parameters

<i>b</i>	Overwritten by the solution matrix X .
<i>info</i>	INTEGER. If <i>info</i> =0, the execution is successful. If <i>info</i> = - <i>i</i> , the <i>i</i> -th parameter had an illegal value.

Fortran 95 Interface Notes

Routines in Fortran 95 interface have fewer arguments in the calling sequence than their FORTRAN 77 counterparts. For general conventions applied to skip redundant or reconstructible arguments, see [Fortran 95 Interface Conventions](#).

Specific details for the routine `pttrs` interface are as follows:

<i>d</i>	Holds the vector of length <i>n</i> .
<i>e</i>	Holds the vector of length (<i>n</i> -1).
<i>b</i>	Holds the matrix <i>B</i> of size (<i>n</i> , <i>nrhs</i>).
<i>uplo</i>	Used in complex flavors only. Must be 'U' or 'L'. The default value is 'U'.

?sytrs

Solves a system of linear equations with a UDU- or LDL-factored symmetric matrix.

Syntax

FORTRAN 77:

```
call ssytrs( uplo, n, nrhs, a, lda, ipiv, b, ldb, info )
call dsytrs( uplo, n, nrhs, a, lda, ipiv, b, ldb, info )
call csytrs( uplo, n, nrhs, a, lda, ipiv, b, ldb, info )
call zsytrs( uplo, n, nrhs, a, lda, ipiv, b, ldb, info )
```

Fortran 95:

```
call sytrs( a, b, ipiv [,uplo] [,info] )
```

Description

This routine is declared in `mkl_lapack.fi` for FORTRAN 77 interface, in `lapack.f90` for Fortran 95 interface, and in `mkl_lapack.h` for C interface.

The routine solves for *x* the system of linear equations $A * X = B$ with a symmetric matrix *A*, given the Bunch-Kaufman factorization of *A*:

```
if uplo='U',      A = P*U*D*UT*PT
if uplo='L',      A = P*L*D*LT*PT,
```

where P is a permutation matrix, U and L are upper and lower triangular matrices with unit diagonal, and D is a symmetric block-diagonal matrix. The system is solved with multiple right-hand sides stored in the columns of the matrix B . You must supply to this routine the factor U (or L) and the array *ipiv* returned by the factorization routine [?sytrf](#).

Input Parameters

<i>uplo</i>	<p>CHARACTER*1. Must be 'U' or 'L'.</p> <p>Indicates how the input matrix A has been factored:</p> <p>If <i>uplo</i> = 'U', the array <i>a</i> stores the upper triangular factor U of the factorization $A = P*U*D*U^T*P^T$.</p> <p>If <i>uplo</i> = 'L', the array <i>a</i> stores the lower triangular factor L of the factorization $A = P*L*D*L^T*P^T$.</p>
<i>n</i>	INTEGER. The order of matrix A ; $n \geq 0$.
<i>nrhs</i>	INTEGER. The number of right-hand sides; $nrhs \geq 0$.
<i>ipiv</i>	INTEGER. Array, DIMENSION at least $\max(1, n)$. The <i>ipiv</i> array, as returned by ?sytrf .
<i>a, b</i>	<p>REAL for ssytrs</p> <p>DOUBLE PRECISION for dsytrs</p> <p>COMPLEX for csytrs</p> <p>DOUBLE COMPLEX for zsytrs.</p> <p>Arrays: <i>a</i>(<i>lda</i>,*), <i>b</i>(<i>ldb</i>,*).</p> <p>The array <i>a</i> contains the factor U or L (see <i>uplo</i>).</p> <p>The array <i>b</i> contains the matrix B whose columns are the right-hand sides for the system of equations.</p> <p>The second dimension of <i>a</i> must be at least $\max(1, n)$, and the second dimension of <i>b</i> at least $\max(1, nrhs)$.</p>
<i>lda</i>	INTEGER. The first dimension of <i>a</i> ; $lda \geq \max(1, n)$.
<i>ldb</i>	INTEGER. The first dimension of <i>b</i> ; $ldb \geq \max(1, n)$.

Output Parameters

<i>b</i>	Overwritten by the solution matrix X .
<i>info</i>	<p>INTEGER. If <i>info</i>=0, the execution is successful.</p> <p>If <i>info</i> = -<i>i</i>, the <i>i</i>-th parameter had an illegal value.</p>

Fortran 95 Interface Notes

Routines in Fortran 95 interface have fewer arguments in the calling sequence than their FORTRAN 77 counterparts. For general conventions applied to skip redundant or reconstructible arguments, see [Fortran 95 Interface Conventions](#).

Specific details for the routine `sytrs` interface are as follows:

<code>a</code>	Holds the matrix A of size (n, n) .
<code>b</code>	Holds the matrix B of size $(n, nrhs)$.
<code>ipiv</code>	Holds the vector of length n .
<code>uplo</code>	Must be 'U' or 'L'. The default value is 'U'.

Application Notes

For each right-hand side b , the computed solution is the exact solution of a perturbed system of equations $(A + E)x = b$, where

$$|E| \leq c(n)\varepsilon P|U||D||U^T|P^T \text{ or } |E| \leq c(n)\varepsilon P|L||D||U^T|P^T$$

$c(n)$ is a modest linear function of n , and ε is the machine precision.

If x_0 is the true solution, the computed solution x satisfies this error bound:

$$\frac{\|x - x_0\|_\infty}{\|x\|_\infty} \leq c(n) \text{cond}(A, x) \varepsilon$$

where $\text{cond}(A, x) = \| |A^{-1}| |A| |x| \|_\infty / \|x\|_\infty \leq \| |A^{-1}| \|_\infty \| |A| \|_\infty = \kappa_\infty(A)$.

Note that $\text{cond}(A, x)$ can be much smaller than $\kappa_\infty(A)$.

The total number of floating-point operations for one right-hand side vector is approximately $2n^2$ for real flavors or $8n^2$ for complex flavors.

To estimate the condition number $\kappa_\infty(A)$, call [?sycon](#).

To refine the solution and estimate the error, call [?sytrfs](#).

zhetrs

Solves a system of linear equations with a UDU- or LDL-factored Hermitian matrix.

Syntax

FORTRAN 77:

```
call chetrs( uplo, n, nrhs, a, lda, ipiv, b, ldb, info )
call zhetrs( uplo, n, nrhs, a, lda, ipiv, b, ldb, info )
```

Fortran 95:

```
call hetrs( a, b, ipiv [, uplo] [,info] )
```

Description

This routine is declared in `mkl_lapack.fi` for FORTRAN 77 interface, in `lapack.f90` for Fortran 95 interface, and in `mkl_lapack.h` for C interface.

The routine solves for X the system of linear equations $A \cdot X = B$ with a Hermitian matrix A , given the Bunch-Kaufman factorization of A :

if $uplo = 'U'$ $A = P \cdot U \cdot D \cdot U^H \cdot P^T$
 if $uplo = 'L'$ $A = P \cdot L \cdot D \cdot L^H \cdot P^T$,

where P is a permutation matrix, U and L are upper and lower triangular matrices with unit diagonal, and D is a symmetric block-diagonal matrix. The system is solved with multiple right-hand sides stored in the columns of the matrix B . You must supply to this routine the factor U (or L) and the array $ipiv$ returned by the factorization routine [zhetrf](#).

Input Parameters

$uplo$	CHARACTER*1. Must be 'U' or 'L'. Indicates how the input matrix A has been factored: If $uplo = 'U'$, the array a stores the upper triangular factor U of the factorization $A = P \cdot U \cdot D \cdot U^H \cdot P^T$. If $uplo = 'L'$, the array a stores the lower triangular factor L of the factorization $A = P \cdot L \cdot D \cdot L^H \cdot P^T$.
n	INTEGER. The order of matrix A ; $n \geq 0$.
$nrhs$	INTEGER. The number of right-hand sides; $nrhs \geq 0$.

ipiv INTEGER.
 Array, DIMENSION at least $\max(1, n)$.
 The *ipiv* array, as returned by [?hetrf](#).

a, *b* COMPLEX for *chetrs*
 DOUBLE COMPLEX for *zhetrs*.
 Arrays: *a*(*lda*,*), *b*(*ldb*,*).
 The array *a* contains the factor *U* or *L* (see *uplo*).
 The array *b* contains the matrix *B* whose columns are the right-hand sides for the system of equations.
 The second dimension of *a* must be at least $\max(1, n)$, the second dimension of *b* at least $\max(1, nrhs)$.

lda INTEGER. The first dimension of *a*; $lda \geq \max(1, n)$.

ldb INTEGER. The first dimension of *b*; $ldb \geq \max(1, n)$.

Output Parameters

b Overwritten by the solution matrix *X*.

info INTEGER. If *info*=0, the execution is successful.
 If *info* = -*i*, the *i*-th parameter had an illegal value.

Fortran 95 Interface Notes

Routines in Fortran 95 interface have fewer arguments in the calling sequence than their FORTRAN 77 counterparts. For general conventions applied to skip redundant or reconstructible arguments, see [Fortran 95 Interface Conventions](#).

Specific details for the routine *hetrs* interface are as follows:

a Holds the matrix *A* of size (*n*, *n*).

b Holds the matrix *B* of size (*n*, *nrhs*).

ipiv Holds the vector of length *n*.

uplo Must be 'U' or 'L'. The default value is 'U'.

Application Notes

For each right-hand side *b*, the computed solution is the exact solution of a perturbed system of equations $(A + E)x = b$, where

$$|E| \leq c(n)\epsilon P|U||D||U^H|P^T \text{ or } |E| \leq c(n)\epsilon P|L||D||L^H|P^T$$

$c(n)$ is a modest linear function of n , and ε is the machine precision.

If x_0 is the true solution, the computed solution x satisfies this error bound:

$$\frac{\|x - x_0\|_\infty}{\|x\|_\infty} \leq c(n) \text{cond}(A, x) \varepsilon$$

where $\text{cond}(A, x) = \| |A^{-1}| |A| |x| \|_\infty / \|x\|_\infty \leq \|A^{-1}\|_\infty \|A\|_\infty = \kappa_\infty(A)$.

Note that $\text{cond}(A, x)$ can be much smaller than $\kappa_\infty(A)$.

The total number of floating-point operations for one right-hand side vector is approximately $8n^2$.

To estimate the condition number $\kappa_\infty(A)$, call [?hecon](#).

To refine the solution and estimate the error, call [?herfs](#).

?sptsr

Solves a system of linear equations with a UDU- or LDL-factored symmetric matrix using packed storage.

Syntax

FORTRAN 77:

```
call ssptsr( uplo, n, nrhs, ap, ipiv, b, ldb, info )
call dsptsr( uplo, n, nrhs, ap, ipiv, b, ldb, info )
call csptsr( uplo, n, nrhs, ap, ipiv, b, ldb, info )
call zsptsr( uplo, n, nrhs, ap, ipiv, b, ldb, info )
```

Fortran 95:

```
call sptsr( ap, b, ipiv [, uplo] [,info] )
```

Description

This routine is declared in `mkl_lapack.fi` for FORTRAN 77 interface, in `lapack.f90` for Fortran 95 interface, and in `mkl_lapack.h` for C interface.

The routine solves for X the system of linear equations $A \cdot X = B$ with a symmetric matrix A , given the Bunch-Kaufman factorization of A :

if $uplo = 'U'$, $A = PUDU^T P^T$
 if $uplo = 'L'$, $A = PLDL^T P^T$,

where P is a permutation matrix, U and L are upper and lower *packed* triangular matrices with unit diagonal, and D is a symmetric block-diagonal matrix. The system is solved with multiple right-hand sides stored in the columns of the matrix B . You must supply the factor U (or L) and the array $ipiv$ returned by the factorization routine [?sptf](#).

Input Parameters

uplo CHARACTER*1. Must be 'U' or 'L'.
 Indicates how the input matrix A has been factored:
 If $uplo = 'U'$, the array ap stores the packed factor U of the factorization $A = P \cdot U \cdot D \cdot U^T \cdot P^T$. If $uplo = 'L'$, the array ap stores the packed factor L of the factorization $A = P \cdot L \cdot D \cdot L^T \cdot P^T$.

n INTEGER. The order of matrix A ; $n \geq 0$.

nrhs INTEGER. The number of right-hand sides; $nrhs \geq 0$.

ipiv INTEGER.
 Array, DIMENSION at least $\max(1, n)$. The $ipiv$ array, as returned by [?sptf](#).

ap, b REAL for `ssptrs`
 DOUBLE PRECISION for `dspters`
 COMPLEX for `cspters`
 DOUBLE COMPLEX for `zspters`.
 Arrays: $ap(*)$, $b(l\delta b, *)$.
 The dimension of ap must be at least $\max(1, n(n+1)/2)$. The array ap contains the factor U or L , as specified by $uplo$, in *packed storage* (see [Matrix Storage Schemes](#)).
 The array b contains the matrix B whose columns are the right-hand sides for the system of equations. The second dimension of b must be at least $\max(1, nrhs)$.

ldb INTEGER. The first dimension of *b*; $ldb \geq \max(1, n)$.

Output Parameters

b Overwritten by the solution matrix *x*.
info INTEGER. If *info*=0, the execution is successful.
 If *info* = -*i*, the *i*-th parameter had an illegal value.

Fortran 95 Interface Notes

Routines in Fortran 95 interface have fewer arguments in the calling sequence than their FORTRAN 77 counterparts. For general conventions applied to skip redundant or reconstructible arguments, see [Fortran 95 Interface Conventions](#).

Specific details for the routine `spttrs` interface are as follows:

ap Holds the array *A* of size $(n * (n+1) / 2)$.
b Holds the matrix *B* of size $(n, nrhs)$.
ipiv Holds the vector of length *n*.
uplo Must be 'U' or 'L'. The default value is 'U'.

Application Notes

For each right-hand side *b*, the computed solution is the exact solution of a perturbed system of equations $(A + E)x = b$, where

$$|E| \leq c(n)\varepsilon P|U||D||U^T|P^T \text{ or } |E| \leq c(n)\varepsilon P|L||D||L^T|P^T$$

$c(n)$ is a modest linear function of *n*, and ε is the machine precision.

If x_0 is the true solution, the computed solution *x* satisfies this error bound:

$$\frac{\|x - x_0\|_\infty}{\|x\|_\infty} \leq c(n) \text{cond}(A, x)\varepsilon$$

where $\text{cond}(A, x) = \| |A^{-1}| |A| |x| \|_\infty / \|x\|_\infty \leq \| |A^{-1}| \|_\infty \| |A| \|_\infty = \kappa_\infty(A)$.

Note that $\text{cond}(A, x)$ can be much smaller than $\kappa_\infty(A)$.

The total number of floating-point operations for one right-hand side vector is approximately $2n^2$ for real flavors or $8n^2$ for complex flavors.

To estimate the condition number $\kappa_{\infty}(A)$, call [?spcon](#).

To refine the solution and estimate the error, call [?sprfs](#).

[?hptrs](#)

Solves a system of linear equations with a UDU- or LDL-factored Hermitian matrix using packed storage.

Syntax

FORTRAN 77:

```
call chptrs( uplo, n, nrhs, ap, ipiv, b, ldb, info )
call zhptrs( uplo, n, nrhs, ap, ipiv, b, ldb, info )
```

Fortran 95:

```
call hptrs( ap, b, ipiv [,uplo] [,info] )
```

Description

This routine is declared in `mkl_lapack.fi` for FORTRAN 77 interface, in `lapack.f90` for Fortran 95 interface, and in `mkl_lapack.h` for C interface.

The routine solves for X the system of linear equations $A \cdot X = B$ with a Hermitian matrix A , given the Bunch-Kaufman factorization of A :

if `uplo='U'`, $A = P \cdot U \cdot D \cdot U^H \cdot P^T$
 if `uplo='L'`, $A = P \cdot L \cdot D \cdot L^H \cdot P^T$,

where P is a permutation matrix, U and L are upper and lower *packed* triangular matrices with unit diagonal, and D is a symmetric block-diagonal matrix. The system is solved with multiple right-hand sides stored in the columns of the matrix B .

You must supply to this routine the arrays `ap` (containing U or L) and `ipiv` in the form returned by the factorization routine [?hptrf](#).

Input Parameters

<i>uplo</i>	CHARACTER*1. Must be 'U' or 'L'. Indicates how the input matrix <i>A</i> has been factored: If <i>uplo</i> = 'U', the array <i>ap</i> stores the packed factor <i>U</i> of the factorization $A = P*U*D*U^H*P^T$. If <i>uplo</i> = 'L', the array <i>ap</i> stores the packed factor <i>L</i> of the factorization $A = P*L*D*L^H*P^T$.
<i>n</i>	INTEGER. The order of matrix <i>A</i> ; $n \geq 0$.
<i>nrhs</i>	INTEGER. The number of right-hand sides; $nrhs \geq 0$.
<i>ipiv</i>	INTEGER. Array, DIMENSION at least $\max(1, n)$. The <i>ipiv</i> array, as returned by ?hptrf .
<i>ap, b</i>	COMPLEX for <i>chptrs</i> DOUBLE COMPLEX for <i>zhptrs</i> . Arrays: <i>ap</i> (*), <i>b</i> (<i>ldb</i> ,*). The dimension of <i>ap</i> must be at least $\max(1, n(n+1)/2)$. The array <i>ap</i> contains the factor <i>U</i> or <i>L</i> , as specified by <i>uplo</i> , in <i>packed storage</i> (see Matrix Storage Schemes). The array <i>b</i> contains the matrix <i>B</i> whose columns are the right-hand sides for the system of equations. The second dimension of <i>b</i> must be at least $\max(1, nrhs)$.
<i>ldb</i>	INTEGER. The first dimension of <i>b</i> ; $ldb \geq \max(1, n)$.

Output Parameters

<i>b</i>	Overwritten by the solution matrix <i>X</i> .
<i>info</i>	INTEGER. If <i>info</i> = 0, the execution is successful. If <i>info</i> = - <i>i</i> , the <i>i</i> -th parameter had an illegal value.

Fortran 95 Interface Notes

Routines in Fortran 95 interface have fewer arguments in the calling sequence than their FORTRAN 77 counterparts. For general conventions applied to skip redundant or reconstructible arguments, see [Fortran 95 Interface Conventions](#).

Specific details for the routine *hptrs* interface are as follows:

<i>ap</i>	Holds the array <i>A</i> of size $(n*(n+1)/2)$.
<i>b</i>	Holds the matrix <i>B</i> of size $(n, nrhs)$.

ipiv Holds the vector of length n .
uplo Must be 'U' or 'L'. The default value is 'U'.

Application Notes

For each right-hand side b , the computed solution is the exact solution of a perturbed system of equations $(A + E)x = b$, where

$$|E| \leq c(n)\varepsilon P|U||D||U^H|P^T \text{ or } |E| \leq c(n)\varepsilon P|L||D||L^H|P^T$$

$c(n)$ is a modest linear function of n , and ε is the machine precision.

If x_0 is the true solution, the computed solution x satisfies this error bound:

$$\frac{\|x - x_0\|_\infty}{\|x\|_\infty} \leq c(n) \text{cond}(A, x)\varepsilon$$

where $\text{cond}(A, x) = \| |A^{-1}| |A| |x| \|_\infty / \|x\|_\infty \leq \| |A^{-1}| \|_\infty \| |A| \|_\infty = \kappa_\infty(A)$.

Note that $\text{cond}(A, x)$ can be much smaller than $\kappa_\infty(A)$.

The total number of floating-point operations for one right-hand side vector is approximately $8n^2$ for complex flavors.

To estimate the condition number $\kappa_\infty(A)$, call [?hpcon](#).

To refine the solution and estimate the error, call [?hprfs](#).

?trtrs

Solves a system of linear equations with a triangular matrix, with multiple right-hand sides.

Syntax

FORTRAN 77:

```
call strtrs( uplo, trans, diag, n, nrhs, a, lda, b, ldb, info )
call dtrtrs( uplo, trans, diag, n, nrhs, a, lda, b, ldb, info )
```

```
call ctrtrs( uplo, trans, diag, n, nrhs, a, lda, b, ldb, info )
call ztrtrs( uplo, trans, diag, n, nrhs, a, lda, b, ldb, info )
```

Fortran 95:

```
call trtrs( a, b [,uplo] [, trans] [,diag] [,info] )
```

Description

This routine is declared in `mkl_lapack.fi` for FORTRAN 77 interface, in `lapack.f90` for Fortran 95 interface, and in `mkl_lapack.h` for C interface.

The routine solves for X the following systems of linear equations with a triangular matrix A , with multiple right-hand sides stored in B :

$A * X = B$	if $trans = 'N'$,
$A^T * X = B$	if $trans = 'T'$,
$A^H * X = B$	if $trans = 'C'$ (for complex matrices only).

Input Parameters

<i>uplo</i>	CHARACTER*1. Must be 'U' or 'L'. Indicates whether A is upper or lower triangular: If $uplo = 'U'$, then A is upper triangular. If $uplo = 'L'$, then A is lower triangular.
<i>trans</i>	CHARACTER*1. Must be 'N' or 'T' or 'C'. If $trans = 'N'$, then $A * X = B$ is solved for X . If $trans = 'T'$, then $A^T * X = B$ is solved for X . If $trans = 'C'$, then $A^H * X = B$ is solved for X .
<i>diag</i>	CHARACTER*1. Must be 'N' or 'U'. If $diag = 'N'$, then A is not a unit triangular matrix. If $diag = 'U'$, then A is unit triangular: diagonal elements of A are assumed to be 1 and not referenced in the array a .
<i>n</i>	INTEGER. The order of A ; the number of rows in B ; $n \geq 0$.
<i>nrhs</i>	INTEGER. The number of right-hand sides; $nrhs \geq 0$.
<i>a, b</i>	REAL for strtrs DOUBLE PRECISION for dtrtrs COMPLEX for ctrtrs DOUBLE COMPLEX for ztrtrs.

Arrays: $a(lda, *)$, $b ldb, *)$.

The array a contains the matrix A .

The array b contains the matrix B whose columns are the right-hand sides for the systems of equations.

The second dimension of a must be at least $\max(1, n)$, the second dimension of b at least $\max(1, nrhs)$.

lda INTEGER. The first dimension of a ; $lda \geq \max(1, n)$.

ldb INTEGER. The first dimension of b ; $ldb \geq \max(1, n)$.

Output Parameters

b Overwritten by the solution matrix X .

$info$ INTEGER. If $info=0$, the execution is successful.
If $info = -i$, the i -th parameter had an illegal value.

Fortran 95 Interface Notes

Routines in Fortran 95 interface have fewer arguments in the calling sequence than their FORTRAN 77 counterparts. For general conventions applied to skip redundant or reconstructible arguments, see [Fortran 95 Interface Conventions](#).

Specific details for the routine `trtrs` interface are as follows:

a Stands for argument ap in FORTRAN 77 interface. Holds the matrix A of size $(n*(n+1)/2)$.

b Holds the matrix B of size $(n, nrhs)$.

$uplo$ Must be 'U' or 'L'. The default value is 'U'.

$trans$ Must be 'N', 'C', or 'T'. The default value is 'N'.

$diag$ Must be 'N' or 'U'. The default value is 'N'.

Application Notes

For each right-hand side b , the computed solution is the exact solution of a perturbed system of equations $(A + E)x = b$, where

$$|E| \leq c(n)\epsilon |A|$$

$c(n)$ is a modest linear function of n , and ϵ is the machine precision. If x_0 is the true solution, the computed solution x satisfies this error bound:

$$\frac{\|x - x_0\|_\infty}{\|x\|_\infty} \leq c(n) \text{ cond}(A, x) \varepsilon \text{ provided } c(n) \text{ cond}(A, x) \varepsilon < 1$$

where $\text{cond}(A, x) = \| |A^{-1}| |A| |x| \|_\infty / \|x\|_\infty \leq \|A^{-1}\|_\infty \|A\|_\infty = \kappa_\infty(A)$.

Note that $\text{cond}(A, x)$ can be much smaller than $\kappa_\infty(A)$; the condition number of A^T and A^H might or might not be equal to $\kappa_\infty(A)$.

The approximate number of floating-point operations for one right-hand side vector b is n^2 for real flavors and $4n^2$ for complex flavors.

To estimate the condition number $\kappa_\infty(A)$, call [?trcon](#).

To estimate the error in the solution, call [?trrfs](#).

?tpttrs

Solves a system of linear equations with a packed triangular matrix, with multiple right-hand sides.

Syntax

FORTRAN 77:

```
call stpttrs( uplo, trans, diag, n, nrhs, ap, b, ldb, info )
call dtpttrs( uplo, trans, diag, n, nrhs, ap, b, ldb, info )
call ctpttrs( uplo, trans, diag, n, nrhs, ap, b, ldb, info )
call ztpttrs( uplo, trans, diag, n, nrhs, ap, b, ldb, info )
```

Fortran 95:

```
call tpttrs( ap, b [,uplo] [, trans] [,diag] [,info] )
```

Description

This routine is declared in `mkl_lapack.fi` for FORTRAN 77 interface, in `lapack.f90` for Fortran 95 interface, and in `mkl_lapack.h` for C interface.

The routine solves for x the following systems of linear equations with a packed triangular matrix A , with multiple right-hand sides stored in B :

$$\begin{aligned} A * X &= B & \text{if } trans = 'N', \\ A^T * X &= B & \text{if } trans = 'T', \\ A^H * X &= B & \text{if } trans = 'C' \text{ (for complex matrices only).} \end{aligned}$$

Input Parameters

<i>uplo</i>	CHARACTER*1. Must be 'U' or 'L'. Indicates whether A is upper or lower triangular: If <i>uplo</i> = 'U', then A is upper triangular. If <i>uplo</i> = 'L', then A is lower triangular.
<i>trans</i>	CHARACTER*1. Must be 'N' or 'T' or 'C'. If <i>trans</i> = 'N', then $A * X = B$ is solved for X . If <i>trans</i> = 'T', then $A^T * X = B$ is solved for X . If <i>trans</i> = 'C', then $A^H * X = B$ is solved for X .
<i>diag</i>	CHARACTER*1. Must be 'N' or 'U'. If <i>diag</i> = 'N', then A is not a unit triangular matrix. If <i>diag</i> = 'U', then A is unit triangular: diagonal elements are assumed to be 1 and not referenced in the array <i>ap</i> .
<i>n</i>	INTEGER. The order of A ; the number of rows in B ; $n \geq 0$.
<i>nrhs</i>	INTEGER. The number of right-hand sides; $nrhs \geq 0$.
<i>ap, b</i>	REAL for <i>stptrs</i> DOUBLE PRECISION for <i>dtptrs</i> COMPLEX for <i>ctptrs</i> DOUBLE COMPLEX for <i>ztptrs</i> . Arrays: <i>ap</i> (*), <i>b</i> (<i>ldb</i> , *). The dimension of <i>ap</i> must be at least $\max(1, n(n+1)/2)$. The array <i>ap</i> contains the matrix A in <i>packed storage</i> (see Matrix Storage Schemes). The array <i>b</i> contains the matrix B whose columns are the right-hand sides for the system of equations. The second dimension of <i>b</i> must be at least $\max(1, nrhs)$.
<i>ldb</i>	INTEGER. The first dimension of <i>b</i> ; $ldb \geq \max(1, n)$.

Output Parameters

<i>b</i>	Overwritten by the solution matrix <i>x</i> .
<i>info</i>	INTEGER. If <i>info</i> =0, the execution is successful. If <i>info</i> = - <i>i</i> , the <i>i</i> -th parameter had an illegal value.

Fortran 95 Interface Notes

Routines in Fortran 95 interface have fewer arguments in the calling sequence than their FORTRAN 77 counterparts. For general conventions applied to skip redundant or reconstructible arguments, see [Fortran 95 Interface Conventions](#).

Specific details for the routine `tptrs` interface are as follows:

<i>ap</i>	Holds the array <i>A</i> of size $(n * (n+1) / 2)$.
<i>b</i>	Holds the matrix <i>B</i> of size $(n, nrhs)$.
<i>uplo</i>	Must be 'U' or 'L'. The default value is 'U'.
<i>trans</i>	Must be 'N', 'C', or 'T'. The default value is 'N'.
<i>diag</i>	Must be 'N' or 'U'. The default value is 'N'.

Application Notes

For each right-hand side *b*, the computed solution is the exact solution of a perturbed system of equations $(A + E)x = b$, where

$$|E| \leq c(n)\varepsilon |A|$$

$c(n)$ is a modest linear function of n , and ε is the machine precision.

If x_0 is the true solution, the computed solution x satisfies this error bound:

$$\frac{\|x - x_0\|_{\infty}}{\|x\|_{\infty}} \leq c(n) \text{cond}(A, x) \varepsilon \text{ provided } c(n) \text{cond}(A, x) \varepsilon < 1$$

where $\text{cond}(A, x) = \| |A^{-1}| |A| |x| \|_{\infty} / \|x\|_{\infty} \leq \| |A^{-1}| \|_{\infty} \| |A| \|_{\infty} = \kappa_{\infty}(A)$.

Note that $\text{cond}(A, x)$ can be much smaller than $\kappa_{\infty}(A)$; the condition number of A^T and A^H might or might not be equal to $\kappa_{\infty}(A)$.

The approximate number of floating-point operations for one right-hand side vector b is n^2 for real flavors and $4n^2$ for complex flavors.

To estimate the condition number $\kappa_{\infty}(A)$, call `?tpcon`.

To estimate the error in the solution, call `?tprfs`.

?tbtrs

Solves a system of linear equations with a band triangular matrix, with multiple right-hand sides.

Syntax

FORTRAN 77:

```
call stbtrs( uplo, trans, diag, n, kd, nrhs, ab, ldab, b, ldb, info )
call dtbtrs( uplo, trans, diag, n, kd, nrhs, ab, ldab, b, ldb, info )
call ctbtrs( uplo, trans, diag, n, kd, nrhs, ab, ldab, b, ldb, info )
call ztbtrs( uplo, trans, diag, n, kd, nrhs, ab, ldab, b, ldb, info )
```

Fortran 95:

```
call tbtrs( ab, b [,uplo] [, trans] [,diag] [,info] )
```

Description

This routine is declared in `mkl_lapack.fi` for FORTRAN 77 interface, in `lapack.f90` for Fortran 95 interface, and in `mkl_lapack.h` for C interface.

The routine solves for x the following systems of linear equations with a band triangular matrix A , with multiple right-hand sides stored in B :

$A * X = B$	if $trans = 'N'$,
$A^T * X = B$	if $trans = 'T'$,
$A^H * X = B$	if $trans = 'C'$ (for complex matrices only).

Input Parameters

`uplo` CHARACTER*1. Must be 'U' or 'L'.
Indicates whether A is upper or lower triangular:
If `uplo = 'U'`, then A is upper triangular.

	If $uplo = 'L'$, then A is lower triangular.
$trans$	CHARACTER*1. Must be 'N' or 'T' or 'C'. If $trans = 'N'$, then $A * X = B$ is solved for X . If $trans = 'T'$, then $A^T * X = B$ is solved for X . If $trans = 'C'$, then $A^H * X = B$ is solved for X .
$diag$	CHARACTER*1. Must be 'N' or 'U'. If $diag = 'N'$, then A is not a unit triangular matrix. If $diag = 'U'$, then A is unit triangular: diagonal elements are assumed to be 1 and not referenced in the array ab .
n	INTEGER. The order of A ; the number of rows in B ; $n \geq 0$.
kd	INTEGER. The number of superdiagonals or subdiagonals in the matrix A ; $kd \geq 0$.
$nrhs$	INTEGER. The number of right-hand sides; $nrhs \geq 0$.
ab, b	REAL for stbtrs DOUBLE PRECISION for dtbtrs COMPLEX for ctbtrs DOUBLE COMPLEX for ztbtrs. Arrays: $ab(ldab, *)$, $b(l db, *)$. The array ab contains the matrix A in <i>band storage</i> form. The array b contains the matrix B whose columns are the right-hand sides for the systems of equations. The second dimension of ab must be at least $\max(1, n)$, the second dimension of b at least $\max(1, nrhs)$.
$ldab$	INTEGER. The first dimension of ab ; $ldab \geq kd + 1$.
ldb	INTEGER. The first dimension of b ; $ldb \geq \max(1, n)$.

Output Parameters

b	Overwritten by the solution matrix X .
$info$	INTEGER. If $info=0$, the execution is successful. If $info = -i$, the i -th parameter had an illegal value.

Fortran 95 Interface Notes

Routines in Fortran 95 interface have fewer arguments in the calling sequence than their FORTRAN 77 counterparts. For general conventions applied to skip redundant or reconstructible arguments, see [Fortran 95 Interface Conventions](#).

Specific details for the routine `tbtrfs` interface are as follows:

<i>ab</i>	Holds the array <i>A</i> of size $(kd+1, n)$
<i>b</i>	Holds the matrix <i>B</i> of size $(n, nrhs)$.
<i>uplo</i>	Must be 'U' or 'L'. The default value is 'U'.
<i>trans</i>	Must be 'N', 'C', or 'T'. The default value is 'N'.
<i>diag</i>	Must be 'N' or 'U'. The default value is 'N'.

Application Notes

For each right-hand side *b*, the computed solution is the exact solution of a perturbed system of equations $(A + E)x = b$, where

$$|E| \leq c(n)\varepsilon|A|$$

$c(n)$ is a modest linear function of n , and ε is the machine precision. If x_0 is the true solution, the computed solution x satisfies this error bound:

$$\frac{\|x - x_0\|_\infty}{\|x\|_\infty} \leq c(n) \operatorname{cond}(A, x) \varepsilon \text{ provided } c(n) \operatorname{cond}(A, x) \varepsilon < 1$$

where $\operatorname{cond}(A, x) = \| |A^{-1}| |A| |x| \|_\infty / \|x\|_\infty \leq \| |A^{-1}| \|_\infty \| |A| \|_\infty = \kappa_\infty(A)$.

Note that $\operatorname{cond}(A, x)$ can be much smaller than $\kappa_\infty(A)$; the condition number of A^T and A^H might or might not be equal to $\kappa_\infty(A)$.

The approximate number of floating-point operations for one right-hand side vector *b* is $2n*kd$ for real flavors and $8n*kd$ for complex flavors.

To estimate the condition number $\kappa_\infty(A)$, call [?tbcon](#).

To estimate the error in the solution, call [?tbrfs](#).

Routines for Estimating the Condition Number

This section describes the LAPACK routines for estimating the *condition number* of a matrix. The condition number is used for analyzing the errors in the solution of a system of linear equations (see [Error Analysis](#)). Since the condition number may be arbitrarily large when the matrix is nearly singular, the routines actually compute the *reciprocal* condition number.

?gecon

Estimates the reciprocal of the condition number of a general matrix in the 1-norm or the infinity-norm.

Syntax

FORTRAN 77:

```
call sgecon( norm, n, a, lda, anorm, rcond, work, iwork, info )
call dgecon( norm, n, a, lda, anorm, rcond, work, iwork, info )
call cgecon( norm, n, a, lda, anorm, rcond, work, rwork, info )
call zgecon( norm, n, a, lda, anorm, rcond, work, rwork, info )
```

Fortran 95:

```
call gecon( a, anorm, rcond [,norm] [,info] )
```

Description

This routine is declared in `mkl_lapack.fi` for FORTRAN 77 interface, in `lapack.f90` for Fortran 95 interface, and in `mkl_lapack.h` for C interface.

The routine estimates the reciprocal of the condition number of a general matrix *A* in the 1-norm or infinity-norm:

$$\kappa_1(A) = \|A\|_1 \|A^{-1}\|_1 = \kappa_\infty(A^T) = \kappa_\infty(A^H)$$

$$\kappa_\infty(A) = \|A\|_\infty \|A^{-1}\|_\infty = \kappa_1(A^T) = \kappa_1(A^H).$$

Before calling this routine:

- compute *anorm* (either $\|A\|_1 = \max_j \sum_i |a_{ij}|$ or $\|A\|_\infty = \max_i \sum_j |a_{ij}|$)

- call `?getrf` to compute the *LU* factorization of *A*.

Input Parameters

<i>norm</i>	<p>CHARACTER*1. Must be '1' or 'O' or 'I'.</p> <p>If <i>norm</i> = '1' or 'O', then the routine estimates the condition number of matrix <i>A</i> in 1-norm.</p> <p>If <i>norm</i> = 'I', then the routine estimates the condition number of matrix <i>A</i> in infinity-norm.</p>
<i>n</i>	<p>INTEGER. The order of the matrix <i>A</i>; $n \geq 0$.</p>
<i>a, work</i>	<p>REAL for sgecon DOUBLE PRECISION for dgecon COMPLEX for cgecon DOUBLE COMPLEX for zgecon. Arrays: <i>a</i>(<i>lda</i>,*), <i>work</i>(*). The array <i>a</i> contains the <i>LU</i>-factored matrix <i>A</i>, as returned by <code>?getrf</code>. The second dimension of <i>a</i> must be at least $\max(1, n)$. The array <i>work</i> is a workspace for the routine. The dimension of <i>work</i> must be at least $\max(1, 4*n)$ for real flavors and $\max(1, 2*n)$ for complex flavors.</p>
<i>anorm</i>	<p>REAL for single precision flavors. DOUBLE PRECISION for double precision flavors. The norm of the original matrix <i>A</i> (see Description).</p>
<i>lda</i>	<p>INTEGER. The first dimension of <i>a</i>; $lda \geq \max(1, n)$.</p>
<i>iwork</i>	<p>INTEGER. Workspace array, DIMENSION at least $\max(1, n)$.</p>
<i>rwork</i>	<p>REAL for cgecon DOUBLE PRECISION for zgecon. Workspace array, DIMENSION at least $\max(1, 2*n)$.</p>

Output Parameters

<i>rcond</i>	<p>REAL for single precision flavors. DOUBLE PRECISION for double precision flavors. An estimate of the reciprocal of the condition number. The routine sets <i>rcond</i> = 0 if the estimate underflows; in this case the matrix is singular (to working precision). However, anytime <i>rcond</i> is small compared to 1.0, for the working precision, the matrix may be poorly conditioned or even singular.</p>
--------------	---

info INTEGER. If *info*=0, the execution is successful.
If *info* = -*i*, the *i*-th parameter had an illegal value.

Fortran 95 Interface Notes

Routines in Fortran 95 interface have fewer arguments in the calling sequence than their FORTRAN 77 counterparts. For general conventions applied to skip redundant or reconstructible arguments, see [Fortran 95 Interface Conventions](#).

Specific details for the routine `gecon` interface are as follows:

a Holds the matrix *A* of size (*n*, *n*).
norm Must be '1', 'O', or 'I'. The default value is '1'.

Application Notes

The computed *rcond* is never less than *r* (the reciprocal of the true condition number) and in practice is nearly always less than 10*r*. A call to this routine involves solving a number of systems of linear equations $A^*x = b$ or $A^{H*}x = b$; the number is usually 4 or 5 and never more than 11. Each solution requires approximately $2*n^2$ floating-point operations for real flavors and $8*n^2$ for complex flavors.

?gbcon

Estimates the reciprocal of the condition number of a band matrix in the 1-norm or the infinity-norm.

Syntax

FORTRAN 77:

```
call sgbcon( norm, n, kl, ku, ab, ldab, ipiv, anorm, rcond, work, iwork, info
)
call dgbcon( norm, n, kl, ku, ab, ldab, ipiv, anorm, rcond, work, iwork, info
)
call cgbcon( norm, n, kl, ku, ab, ldab, ipiv, anorm, rcond, work, rwork, info
)
call zgbcon( norm, n, kl, ku, ab, ldab, ipiv, anorm, rcond, work, rwork, info
)
```

Fortran 95:

```
call gbcon( ab, ipiv, anorm, rcond [,kl] [,norm] [,info] )
```

Description

This routine is declared in `mkl_lapack.fi` for FORTRAN 77 interface, in `lapack.f90` for Fortran 95 interface, and in `mkl_lapack.h` for C interface.

The routine estimates the reciprocal of the condition number of a general band matrix A in the 1-norm or infinity-norm:

$$\kappa_1(A) = \|A\|_1 \|A^{-1}\|_1 = \kappa_\infty(A^T) = \kappa_\infty(A^H)$$

$$\kappa_\infty(A) = \|A\|_\infty \|A^{-1}\|_\infty = \kappa_1(A^T) = \kappa_1(A^H).$$

Before calling this routine:

- compute *anorm* (either $\|A\|_1 = \max_j \sum_i |a_{ij}|$ or $\|A\|_\infty = \max_i \sum_j |a_{ij}|$)
- call `?gbtrf` to compute the LU factorization of A .

Input Parameters

<i>norm</i>	CHARACTER*1. Must be '1' or 'O' or 'I'. If <i>norm</i> = '1' or 'O', then the routine estimates the condition number of matrix A in 1-norm. If <i>norm</i> = 'I', then the routine estimates the condition number of matrix A in infinity-norm.
<i>n</i>	INTEGER. The order of the matrix A ; $n \geq 0$.
<i>kl</i>	INTEGER. The number of subdiagonals within the band of A ; $kl \geq 0$.
<i>ku</i>	INTEGER. The number of superdiagonals within the band of A ; $ku \geq 0$.
<i>ldab</i>	INTEGER. The first dimension of the array <i>ab</i> . ($ldab \geq 2*kl + ku + 1$).
<i>ipiv</i>	INTEGER. Array, DIMENSION at least $\max(1, n)$. The <i>ipiv</i> array, as returned by <code>?gbtrf</code> .
<i>ab, work</i>	REAL for <code>sgbcon</code> DOUBLE PRECISION for <code>dgbcon</code> COMPLEX for <code>cgbcon</code> DOUBLE COMPLEX for <code>zgbcon</code> . Arrays: <i>ab</i> (<i>ldab</i> ,*), <i>work</i> (*).

The array *ab* contains the factored band matrix *A*, as returned by [?gb-trf](#).

The second dimension of *ab* must be at least $\max(1, n)$. The array *work* is a workspace for the routine.

The dimension of *work* must be at least $\max(1, 3*n)$ for real flavors and $\max(1, 2*n)$ for complex flavors.

anorm REAL for single precision flavors.
DOUBLE PRECISION for double precision flavors.
The norm of the *original* matrix *A* (see [Description](#)).

iwork INTEGER. Workspace array, DIMENSION at least $\max(1, n)$.

rwork REAL for cgbcon.
DOUBLE PRECISION for zgbcon.
Workspace array, DIMENSION at least $\max(1, 2*n)$.

Output Parameters

rcond REAL for single precision flavors.
DOUBLE PRECISION for double precision flavors.
An estimate of the reciprocal of the condition number. The routine sets *rcond*=0 if the estimate underflows; in this case the matrix is singular (to working precision). However, anytime *rcond* is small compared to 1.0, for the working precision, the matrix may be poorly conditioned or even singular.

info INTEGER. If *info*=0, the execution is successful.
If *info* = -*i*, the *i*-th parameter had an illegal value.

Fortran 95 Interface Notes

Routines in Fortran 95 interface have fewer arguments in the calling sequence than their FORTRAN 77 counterparts. For general conventions applied to skip redundant or reconstructible arguments, see [Fortran 95 Interface Conventions](#).

Specific details for the routine *gbcon* interface are as follows:

ab Holds the array *A* of size $(2*k_l+ku+1, n)$.

ipiv Holds the vector of length *n*.

norm Must be '1', 'O', or 'I'. The default value is '1'.

kl If omitted, assumed *kl* = *ku*.

ku Restored as *ku* = *lda*-2**kl*-1.

Application Notes

The computed $rcond$ is never less than r (the reciprocal of the true condition number) and in practice is nearly always less than $10r$. A call to this routine involves solving a number of systems of linear equations $A^*x = b$ or $A^{H*}x = b$; the number is usually 4 or 5 and never more than 11. Each solution requires approximately $2n(ku + 2kl)$ floating-point operations for real flavors and $8n(ku + 2kl)$ for complex flavors.

?gtcon

Estimates the reciprocal of the condition number of a tridiagonal matrix using the factorization computed by ?gttrf.

Syntax

FORTRAN 77:

```
call sgtcon( norm, n, dl, d, du, du2, ipiv, anorm, rcond, work, iwork, info
)
call dgtcon( norm, n, dl, d, du, du2, ipiv, anorm, rcond, work, iwork, info
)
call cgtcon( norm, n, dl, d, du, du2, ipiv, anorm, rcond, work, info )
call zgtcon( norm, n, dl, d, du, du2, ipiv, anorm, rcond, work, info )
```

Fortran 95:

```
call gtcon( dl, d, du, du2, ipiv, anorm, rcond [,norm] [,info] )
```

Description

This routine is declared in `mk1_lapack.fi` for FORTRAN 77 interface, in `lapack.f90` for Fortran 95 interface, and in `mk1_lapack.h` for C interface.

The routine estimates the reciprocal of the condition number of a real or complex tridiagonal matrix A in the 1-norm or infinity-norm:

$$\kappa_1(A) = \|A\|_1 \|A^{-1}\|_1$$

$$\kappa_\infty(A) = \|A\|_\infty \|A^{-1}\|_\infty$$

An estimate is obtained for $\|A^{-1}\|$, and the reciprocal of the condition number is computed as $rcond = 1 / (\|A\| \|A^{-1}\|)$.

Before calling this routine:

- compute *anorm* (either $\|A\|_1 = \max_j \sum_i |a_{ij}|$ or $\|A\|_\infty = \max_i \sum_j |a_{ij}|$)
- call `?gttrf` to compute the *LU* factorization of *A*.

Input Parameters

<i>norm</i>	<p>CHARACTER*1. Must be '1' or 'O' or 'I'.</p> <p>If <i>norm</i> = '1' or 'O', then the routine estimates the condition number of matrix <i>A</i> in 1-norm.</p> <p>If <i>norm</i> = 'I', then the routine estimates the condition number of matrix <i>A</i> in infinity-norm.</p>
<i>n</i>	<p>INTEGER. The order of the matrix <i>A</i>; $n \geq 0$.</p>
<i>d1,d,du,du2</i>	<p>REAL for sgtcon DOUBLE PRECISION for dgtcon COMPLEX for cgtcon DOUBLE COMPLEX for zgtcon.</p> <p>Arrays: <i>d1</i>(<i>n</i> - 1), <i>d</i>(<i>n</i>), <i>du</i>(<i>n</i> - 1), <i>du2</i>(<i>n</i> - 2).</p> <p>The array <i>d1</i> contains the (<i>n</i> - 1) multipliers that define the matrix <i>L</i> from the <i>LU</i> factorization of <i>A</i> as computed by <code>?gttrf</code>.</p> <p>The array <i>d</i> contains the <i>n</i> diagonal elements of the upper triangular matrix <i>U</i> from the <i>LU</i> factorization of <i>A</i>.</p> <p>The array <i>du</i> contains the (<i>n</i> - 1) elements of the first superdiagonal of <i>U</i>.</p> <p>The array <i>du2</i> contains the (<i>n</i> - 2) elements of the second superdiagonal of <i>U</i>.</p>
<i>ipiv</i>	<p>INTEGER.</p> <p>Array, DIMENSION (<i>n</i>). The array of pivot indices, as returned by <code>?gttrf</code>.</p>
<i>anorm</i>	<p>REAL for single precision flavors. DOUBLE PRECISION for double precision flavors.</p> <p>The norm of the <i>original</i> matrix <i>A</i> (see <i>Description</i>).</p>
<i>work</i>	<p>REAL for sgtcon DOUBLE PRECISION for dgtcon COMPLEX for cgtcon DOUBLE COMPLEX for zgtcon.</p> <p>Workspace array, DIMENSION (2*<i>n</i>).</p>

iwork INTEGER. Workspace array, DIMENSION (n). Used for real flavors only.

Output Parameters

rcond REAL for single precision flavors.
 DOUBLE PRECISION for double precision flavors.
 An estimate of the reciprocal of the condition number. The routine sets $rcond=0$ if the estimate underflows; in this case the matrix is singular (to working precision). However, anytime $rcond$ is small compared to 1.0, for the working precision, the matrix may be poorly conditioned or even singular.

info INTEGER. If $info = 0$, the execution is successful.
 If $info = -i$, the i -th parameter had an illegal value.

Fortran 95 Interface Notes

Routines in Fortran 95 interface have fewer arguments in the calling sequence than their FORTRAN 77 counterparts. For general conventions applied to skip redundant or reconstructible arguments, see [Fortran 95 Interface Conventions](#).

Specific details for the routine `gtcon` interface are as follows:

dl Holds the vector of length ($n-1$).
d Holds the vector of length n .
du Holds the vector of length ($n-1$).
du2 Holds the vector of length ($n-2$).
ipiv Holds the vector of length n .
norm Must be '1', 'O', or 'I'. The default value is '1'.

Application Notes

The computed $rcond$ is never less than r (the reciprocal of the true condition number) and in practice is nearly always less than $10r$. A call to this routine involves solving a number of systems of linear equations $A*x = b$; the number is usually 4 or 5 and never more than 11. Each solution requires approximately $2n^2$ floating-point operations for real flavors and $8n^2$ for complex flavors.

?pocon

Estimates the reciprocal of the condition number of a symmetric (Hermitian) positive-definite matrix.

Syntax

FORTRAN 77:

```
call spocon( uplo, n, a, lda, anorm, rcond, work, iwork, info )
call dpocon( uplo, n, a, lda, anorm, rcond, work, iwork, info )
call cpocon( uplo, n, a, lda, anorm, rcond, work, rwork, info )
call zpocon( uplo, n, a, lda, anorm, rcond, work, rwork, info )
```

Fortran 95:

```
call pocon( a, anorm, rcond [,uplo] [,info] )
```

Description

This routine is declared in `mkl_lapack.fi` for FORTRAN 77 interface, in `lapack.f90` for Fortran 95 interface, and in `mkl_lapack.h` for C interface.

The routine estimates the reciprocal of the condition number of a symmetric (Hermitian) positive-definite matrix A :

$$\kappa_1(A) = \|A\|_1 \|A^{-1}\|_1 \text{ (since } A \text{ is symmetric or Hermitian, } \kappa_\infty(A) = \kappa_1(A) \text{)}.$$

Before calling this routine:

- compute *anorm* (either $\|A\|_1 = \max_j \sum_i |a_{ij}|$ or $\|A\|_\infty = \max_i \sum_j |a_{ij}|$)
- call `?potrf` to compute the Cholesky factorization of A .

Input Parameters

<i>uplo</i>	CHARACTER*1. Must be 'U' or 'L'. Indicates how the input matrix A has been factored: If <i>uplo</i> = 'U', the upper triangle of A is stored. If <i>uplo</i> = 'L', the lower triangle of A is stored.
<i>n</i>	INTEGER. The order of the matrix A ; $n \geq 0$.
<i>a, work</i>	REAL for <code>spocon</code>

DOUBLE PRECISION for `dpocon`

COMPLEX for `cpocon`

DOUBLE COMPLEX for `zpocon`.

Arrays: `a(lda,*)`, `work(*)`.

The array `a` contains the factored matrix A , as returned by `?potrf`. The second dimension of `a` must be at least $\max(1, n)$.

The array `work` is a workspace for the routine. The dimension of `work` must be at least $\max(1, 3*n)$ for real flavors and $\max(1, 2*n)$ for complex flavors.

`lda` INTEGER. The first dimension of `a`; $lda \geq \max(1, n)$.

`anorm` REAL for single precision flavors
DOUBLE PRECISION for double precision flavors.
The norm of the *original* matrix A (see *Description*).

`iwork` INTEGER. Workspace array, DIMENSION at least $\max(1, n)$.

`rwork` REAL for `cpocon`
DOUBLE PRECISION for `zpocon`.
Workspace array, DIMENSION at least $\max(1, n)$.

Output Parameters

`rcond` REAL for single precision flavors
DOUBLE PRECISION for double precision flavors.
An estimate of the reciprocal of the condition number. The routine sets `rcond`=0 if the estimate underflows; in this case the matrix is singular (to working precision). However, anytime `rcond` is small compared to 1.0, for the working precision, the matrix may be poorly conditioned or even singular.

`info` INTEGER. If `info` = 0, the execution is successful.
If `info` = $-i$, the i -th parameter had an illegal value.

Fortran 95 Interface Notes

Routines in Fortran 95 interface have fewer arguments in the calling sequence than their FORTRAN 77 counterparts. For general conventions applied to skip redundant or reconstructible arguments, see [Fortran 95 Interface Conventions](#).

Specific details for the routine `pocon` interface are as follows:

`a` Holds the matrix A of size (n, n) .

uplo

Must be 'U' or 'L'. The default value is 'U'.

Application Notes

The computed $rcond$ is never less than r (the reciprocal of the true condition number) and in practice is nearly always less than $10r$. A call to this routine involves solving a number of systems of linear equations $A*x = b$; the number is usually 4 or 5 and never more than 11. Each solution requires approximately $2n^2$ floating-point operations for real flavors and $8n^2$ for complex flavors.

?ppcon

Estimates the reciprocal of the condition number of a packed symmetric (Hermitian) positive-definite matrix.

Syntax

FORTRAN 77:

```
call sppcon( uplo, n, ap, anorm, rcond, work, iwork, info )
call dppcon( uplo, n, ap, anorm, rcond, work, iwork, info )
call cppcon( uplo, n, ap, anorm, rcond, work, rwork, info )
call zppcon( uplo, n, ap, anorm, rcond, work, rwork, info )
```

Fortran 95:

```
call ppcon( ap, anorm, rcond [,uplo] [,info] )
```

Description

This routine is declared in `mkl_lapack.fi` for FORTRAN 77 interface, in `lapack.f90` for Fortran 95 interface, and in `mkl_lapack.h` for C interface.

The routine estimates the reciprocal of the condition number of a packed symmetric (Hermitian) positive-definite matrix A :

$$\kappa_1(A) = \|A\|_1 \|A^{-1}\|_1 \text{ (since } A \text{ is symmetric or Hermitian, } \kappa_\infty(A) = \kappa_1(A) \text{)}.$$

Before calling this routine:

- compute *anorm* (either $\|A\|_1 = \max_j \sum_i |a_{ij}|$ or $\|A\|_\infty = \max_i \sum_j |a_{ij}|$)

- call `?pptrf` to compute the Cholesky factorization of A .

Input Parameters

<i>uplo</i>	CHARACTER*1. Must be 'U' or 'L'. Indicates how the input matrix A has been factored: If <i>uplo</i> = 'U', the upper triangle of A is stored. If <i>uplo</i> = 'L', the lower triangle of A is stored.
<i>n</i>	INTEGER. The order of the matrix A ; $n \geq 0$.
<i>ap, work</i>	REAL for sppcon DOUBLE PRECISION for dppcon COMPLEX for cppcon DOUBLE COMPLEX for zppcon. Arrays: <i>ap</i> (*), <i>work</i> (*). The array <i>ap</i> contains the packed factored matrix A , as returned by <code>?pptrf</code> . The dimension of <i>ap</i> must be at least $\max(1, n(n+1)/2)$. The array <i>work</i> is a workspace for the routine. The dimension of <i>work</i> must be at least $\max(1, 3*n)$ for real flavors and $\max(1, 2*n)$ for complex flavors.
<i>anorm</i>	REAL for single precision flavors DOUBLE PRECISION for double precision flavors. The norm of the <i>original</i> matrix A (see <i>Description</i>).
<i>iwork</i>	INTEGER. Workspace array, DIMENSION at least $\max(1, n)$.
<i>rwork</i>	REAL for cppcon DOUBLE PRECISION for zppcon. Workspace array, DIMENSION at least $\max(1, n)$.

Output Parameters

<i>rcond</i>	REAL for single precision flavors DOUBLE PRECISION for double precision flavors. An estimate of the reciprocal of the condition number. The routine sets <i>rcond</i> = 0 if the estimate underflows; in this case the matrix is singular (to working precision). However, anytime <i>rcond</i> is small compared to 1.0, for the working precision, the matrix may be poorly conditioned or even singular.
<i>info</i>	INTEGER. If <i>info</i> = 0, the execution is successful. If <i>info</i> = - <i>i</i> , the <i>i</i> -th parameter had an illegal value.

Fortran 95 Interface Notes

Routines in Fortran 95 interface have fewer arguments in the calling sequence than their FORTRAN 77 counterparts. For general conventions applied to skip redundant or reconstructible arguments, see [Fortran 95 Interface Conventions](#).

Specific details for the routine `ppcon` interface are as follows:

<code>ap</code>	Holds the array <code>A</code> of size $(n*(n+1)/2)$.
<code>uplo</code>	Must be 'U' or 'L'. The default value is 'U'.

Application Notes

The computed `rcond` is never less than r (the reciprocal of the true condition number) and in practice is nearly always less than $10r$. A call to this routine involves solving a number of systems of linear equations $A*x = b$; the number is usually 4 or 5 and never more than 11. Each solution requires approximately $2n^2$ floating-point operations for real flavors and $8n^2$ for complex flavors.

?pbcon

Estimates the reciprocal of the condition number of a symmetric (Hermitian) positive-definite band matrix.

Syntax

FORTRAN 77:

```
call spbcon( uplo, n, kd, ab, ldab, anorm, rcond, work, iwork, info )
call dpbcon( uplo, n, kd, ab, ldab, anorm, rcond, work, iwork, info )
call cpbcon( uplo, n, kd, ab, ldab, anorm, rcond, work, rwork, info )
call zpbcon( uplo, n, kd, ab, ldab, anorm, rcond, work, rwork, info )
```

Fortran 95:

```
call pbcon( ab, anorm, rcond [,uplo] [,info] )
```

Description

This routine is declared in `mkl_lapack.fi` for FORTRAN 77 interface, in `lapack.f90` for Fortran 95 interface, and in `mkl_lapack.h` for C interface.

The routine estimates the reciprocal of the condition number of a symmetric (Hermitian) positive-definite band matrix A :

$$\kappa_1(A) = \|A\|_1 \|A^{-1}\|_1 \text{ (since } A \text{ is symmetric or Hermitian, } \kappa_\infty(A) = \kappa_1(A) \text{)}.$$

Before calling this routine:

- compute *anorm* (either $\|A\|_1 = \max_j \sum_i |a_{ij}|$ or $\|A\|_\infty = \max_i \sum_j |a_{ij}|$)
- call `?pbtrf` to compute the Cholesky factorization of A .

Input Parameters

<i>uplo</i>	CHARACTER*1. Must be 'U' or 'L'. Indicates how the input matrix A has been factored: If <i>uplo</i> = 'U', the upper triangular factor is stored in <i>ab</i> . If <i>uplo</i> = 'L', the lower triangular factor is stored in <i>ab</i> .
<i>n</i>	INTEGER. The order of the matrix A ; $n \geq 0$.
<i>kd</i>	INTEGER. The number of superdiagonals or subdiagonals in the matrix A ; $kd \geq 0$.
<i>ldab</i>	INTEGER. The first dimension of the array <i>ab</i> . ($ldab \geq kd + 1$).
<i>ab, work</i>	REAL for <i>spbcon</i> DOUBLE PRECISION for <i>dpbcon</i> COMPLEX for <i>cpbcon</i> DOUBLE COMPLEX for <i>zpbcon</i> . Arrays: <i>ab(ldab,*)</i> , <i>work(*)</i> . The array <i>ab</i> contains the factored matrix A in band form, as returned by <code>?pbtrf</code> . The second dimension of <i>ab</i> must be at least $\max(1, n)$. The array <i>work</i> is a workspace for the routine. The dimension of <i>work</i> must be at least $\max(1, 3*n)$ for real flavors and $\max(1, 2*n)$ for complex flavors.
<i>anorm</i>	REAL for single precision flavors. DOUBLE PRECISION for double precision flavors. The norm of the <i>original</i> matrix A (see <i>Description</i>).
<i>iwork</i>	INTEGER. Workspace array, DIMENSION at least $\max(1, n)$.
<i>rwork</i>	REAL for <i>cpbcon</i> DOUBLE PRECISION for <i>zpbcon</i> . Workspace array, DIMENSION at least $\max(1, n)$.

Output Parameters

<i>rcond</i>	REAL for single precision flavors DOUBLE PRECISION for double precision flavors. An estimate of the reciprocal of the condition number. The routine sets <i>rcond</i> = 0 if the estimate underflows; in this case the matrix is singular (to working precision). However, anytime <i>rcond</i> is small compared to 1.0, for the working precision, the matrix may be poorly conditioned or even singular.
<i>info</i>	INTEGER. If <i>info</i> =0, the execution is successful. If <i>info</i> = - <i>i</i> , the <i>i</i> -th parameter had an illegal value.

Fortran 95 Interface Notes

Routines in Fortran 95 interface have fewer arguments in the calling sequence than their FORTRAN 77 counterparts. For general conventions applied to skip redundant or reconstructible arguments, see [Fortran 95 Interface Conventions](#).

Specific details for the routine *pbcon* interface are as follows:

<i>ab</i>	Holds the array <i>A</i> of size $(kd+1, n)$.
<i>uplo</i>	Must be 'U' or 'L'. The default value is 'U'.

Application Notes

The computed *rcond* is never less than *r* (the reciprocal of the true condition number) and in practice is nearly always less than $10r$. A call to this routine involves solving a number of systems of linear equations $A*x = b$; the number is usually 4 or 5 and never more than 11. Each solution requires approximately $4*n(kd + 1)$ floating-point operations for real flavors and $16*n(kd + 1)$ for complex flavors.

?ptcon

Estimates the reciprocal of the condition number of a symmetric (Hermitian) positive-definite tridiagonal matrix.

Syntax

FORTRAN 77:

```
call sptcon( n, d, e, anorm, rcond, work, info )
```

```
call dptcon( n, d, e, anorm, rcond, work, info )
call cptcon( n, d, e, anorm, rcond, work, info )
call zptcon( n, d, e, anorm, rcond, work, info )
```

Fortran 95:

```
call ptcon( d, e, anorm, rcond [,info] )
```

Description

This routine is declared in `mkl_lapack.fi` for FORTRAN 77 interface, in `lapack.f90` for Fortran 95 interface, and in `mkl_lapack.h` for C interface.

The routine computes the reciprocal of the condition number (in the 1-norm) of a real symmetric or complex Hermitian positive-definite tridiagonal matrix using the factorization $A = L^*D^*L^T$ for real flavors and $A = L^*D^*L^H$ for complex flavors or $A = U^T*D*U$ for real flavors and $A = U^H*D*U$ for complex flavors computed by [?pttrf](#) :

$\kappa_1(A) = \|A\|_1 \|A^{-1}\|_1$ (since A is symmetric or Hermitian, $\kappa_\infty(A) = \kappa_1(A)$).

The norm $\|A^{-1}\|_1$ is computed by a direct method, and the reciprocal of the condition number is computed as $rcond = 1 / (\|A\|_1 \|A^{-1}\|_1)$.

Before calling this routine:

- compute *anorm* as $\|A\|_1 = \max_j \sum_i |a_{ij}|$
- call [?pttrf](#) to compute the factorization of A .

Input Parameters

n INTEGER. The order of the matrix A ; $n \geq 0$.

d, work REAL for single precision flavors
DOUBLE PRECISION for double precision flavors.
Arrays, dimension (*n*).
The array *d* contains the *n* diagonal elements of the diagonal matrix D from the factorization of A , as computed by [?pttrf](#) ;
work is a workspace array.

e REAL for `sptcon`
DOUBLE PRECISION for `dptcon`
COMPLEX for `cptcon`
DOUBLE COMPLEX for `zptcon`.

Array, DIMENSION ($n - 1$).
 Contains off-diagonal elements of the unit bidiagonal factor U or L from the factorization computed by [?pttrf](#).
anorm REAL for single precision flavors.
 DOUBLE PRECISION for double precision flavors.
 The 1- norm of the *original* matrix A (see *Description*).

Output Parameters

rcond REAL for single precision flavors
 DOUBLE PRECISION for double precision flavors.
 An estimate of the reciprocal of the condition number. The routine sets $rcond = 0$ if the estimate underflows; in this case the matrix is singular (to working precision). However, anytime $rcond$ is small compared to 1.0, for the working precision, the matrix may be poorly conditioned or even singular.
info INTEGER.
 If $info = 0$, the execution is successful.
 If $info = -i$, the i -th parameter had an illegal value.

Fortran 95 Interface Notes

Routines in Fortran 95 interface have fewer arguments in the calling sequence than their FORTRAN 77 counterparts. For general conventions applied to skip redundant or reconstructible arguments, see [Fortran 95 Interface Conventions](#).

Specific details for the routine `gtcon` interface are as follows:

d Holds the vector of length n .
e Holds the vector of length $(n-1)$.

Application Notes

The computed $rcond$ is never less than r (the reciprocal of the true condition number) and in practice is nearly always less than $10r$. A call to this routine involves solving a number of systems of linear equations $A \cdot x = b$; the number is usually 4 or 5 and never more than 11. Each solution requires approximately $4 \cdot n(kd + 1)$ floating-point operations for real flavors and $16 \cdot n(kd + 1)$ for complex flavors.

?sycon

Estimates the reciprocal of the condition number of a symmetric matrix.

Syntax

FORTRAN 77:

```
call ssycon( uplo, n, a, lda, ipiv, anorm, rcond, work, iwork, info )
call dsycon( uplo, n, a, lda, ipiv, anorm, rcond, work, iwork, info )
call csycon( uplo, n, a, lda, ipiv, anorm, rcond, work, info )
call zsycon( uplo, n, a, lda, ipiv, anorm, rcond, work, info )
```

Fortran 95:

```
call sycon( a, ipiv, anorm, rcond [,uplo] [,info] )
```

Description

This routine is declared in `mkl_lapack.fi` for FORTRAN 77 interface, in `lapack.f90` for Fortran 95 interface, and in `mkl_lapack.h` for C interface.

The routine estimates the reciprocal of the condition number of a symmetric matrix A :

$$\kappa_1(A) = \|A\|_1 \|A^{-1}\|_1 \text{ (since } A \text{ is symmetric, } \kappa_\infty(A) = \kappa_1(A) \text{)}.$$

Before calling this routine:

- compute *anorm* (either $\|A\|_1 = \max_j \sum_i |a_{ij}|$ or $\|A\|_\infty = \max_i \sum_j |a_{ij}|$)
- call [?sytrf](#) to compute the factorization of A .

Input Parameters

<i>uplo</i>	CHARACTER*1. Must be 'U' or 'L'. Indicates how the input matrix A has been factored: If <i>uplo</i> = 'U', the array <i>a</i> stores the upper triangular factor U of the factorization $A = P*U*D*U^T*P^T$. If <i>uplo</i> = 'L', the array <i>a</i> stores the lower triangular factor L of the factorization $A = P*L*D*L^T*P^T$.
<i>n</i>	INTEGER. The order of matrix A ; $n \geq 0$.

a, *work* REAL for `ssycon`
 DOUBLE PRECISION for `dsycon`
 COMPLEX for `csycon`
 DOUBLE COMPLEX for `zsycon`.
Arrays: *a*(*lda*,*), *work*(*).
 The array *a* contains the factored matrix *A*, as returned by [?sytrf](#). The second dimension of *a* must be at least $\max(1, n)$.
 The array *work* is a workspace for the routine.
 The dimension of *work* must be at least $\max(1, 2*n)$.

lda INTEGER. The first dimension of *a*; $lda \geq \max(1, n)$.

ipiv INTEGER. Array, DIMENSION at least $\max(1, n)$.
 The array *ipiv*, as returned by [?sytrf](#).

anorm REAL for single precision flavors.
 DOUBLE PRECISION for double precision flavors.
 The norm of the *original* matrix *A* (see *Description*).

iwork INTEGER. Workspace array, DIMENSION at least $\max(1, n)$.

Output Parameters

rcond REAL for single precision flavors
 DOUBLE PRECISION for double precision flavors.
 An estimate of the reciprocal of the condition number. The routine sets *rcond*=0 if the estimate underflows; in this case the matrix is singular (to working precision). However, anytime *rcond* is small compared to 1.0, for the working precision, the matrix may be poorly conditioned or even singular.

info INTEGER. If *info* = 0, the execution is successful.
 If *info* = -*i*, the *i*-th parameter had an illegal value.

Fortran 95 Interface Notes

Routines in Fortran 95 interface have fewer arguments in the calling sequence than their FORTRAN 77 counterparts. For general conventions applied to skip redundant or reconstructible arguments, see [Fortran 95 Interface Conventions](#).

Specific details for the routine `sycon` interface are as follows:

a Holds the matrix *A* of size (*n*, *n*).

ipiv Holds the vector of length *n*.

`uplo`

Must be 'U' or 'L'. The default value is 'U'.

Application Notes

The computed $rcond$ is never less than r (the reciprocal of the true condition number) and in practice is nearly always less than $10r$. A call to this routine involves solving a number of systems of linear equations $A*x = b$; the number is usually 4 or 5 and never more than 11. Each solution requires approximately $2n^2$ floating-point operations for real flavors and $8n^2$ for complex flavors.

?hecon

Estimates the reciprocal of the condition number of a Hermitian matrix.

Syntax

FORTRAN 77:

```
call checon( uplo, n, a, lda, ipiv, anorm, rcond, work, info )
call zhecon( uplo, n, a, lda, ipiv, anorm, rcond, work, info )
```

Fortran 95:

```
call hecon( a, ipiv, anorm, rcond [,uplo] [,info] )
```

Description

This routine is declared in `mkl_lapack.fi` for FORTRAN 77 interface, in `lapack.f90` for Fortran 95 interface, and in `mkl_lapack.h` for C interface.

The routine estimates the reciprocal of the condition number of a Hermitian matrix A :

$$\kappa_1(A) = \|A\|_1 \|A^{-1}\|_1 \text{ (since } A \text{ is Hermitian, } \kappa_\infty(A) = \kappa_1(A) \text{)}.$$

Before calling this routine:

- compute $anorm$ (either $\|A\|_1 = \max_j \sum_i |a_{ij}|$ or $\|A\|_\infty = \max_i \sum_j |a_{ij}|$)
- call `?hetrf` to compute the factorization of A .

Input Parameters

`uplo`

CHARACTER*1. Must be 'U' or 'L'.

Indicates how the input matrix A has been factored:

If $uplo = 'U'$, the array a stores the upper triangular factor U of the factorization $A = P*U*D*U^H*P^T$.

If $uplo = 'L'$, the array a stores the lower triangular factor L of the factorization $A = P*L*D*L^H*P^T$.

n INTEGER. The order of matrix A ; $n \geq 0$.

$a, work$ COMPLEX for checon
DOUBLE COMPLEX for zhecon.
Arrays: $a(lda, *)$, $work(*)$.
The array a contains the factored matrix A , as returned by [?hetrf](#). The second dimension of a must be at least $\max(1, n)$.
The array $work$ is a workspace for the routine.
The dimension of $work$ must be at least $\max(1, 2*n)$.

lda INTEGER. The first dimension of a ; $lda \geq \max(1, n)$.

$ipiv$ INTEGER. Array, DIMENSION at least $\max(1, n)$.
The array $ipiv$, as returned by [?hetrf](#).

$anorm$ REAL for single precision flavors
DOUBLE PRECISION for double precision flavors.
The norm of the *original* matrix A (see *Description*).

Output Parameters

$rcond$ REAL for single precision flavors
DOUBLE PRECISION for double precision flavors.
An estimate of the reciprocal of the condition number. The routine sets $rcond = 0$ if the estimate underflows; in this case the matrix is singular (to working precision). However, anytime $rcond$ is small compared to 1.0, for the working precision, the matrix may be poorly conditioned or even singular.

$info$ INTEGER. If $info = 0$, the execution is successful.
If $info = -i$, the i -th parameter had an illegal value.

Fortran 95 Interface Notes

Routines in Fortran 95 interface have fewer arguments in the calling sequence than their FORTRAN 77 counterparts. For general conventions applied to skip redundant or reconstructible arguments, see [Fortran 95 Interface Conventions](#).

Specific details for the routine `hecon` interface are as follows:

<code>a</code>	Holds the matrix A of size (n, n) .
<code>ipiv</code>	Holds the vector of length n .
<code>uplo</code>	Must be 'U' or 'L'. The default value is 'U'.

Application Notes

The computed $rcond$ is never less than r (the reciprocal of the true condition number) and in practice is nearly always less than $10r$. A call to this routine involves solving a number of systems of linear equations $A*x = b$; the number is usually 5 and never more than 11. Each solution requires approximately $8n^2$ floating-point operations.

?spcon

Estimates the reciprocal of the condition number of a packed symmetric matrix.

Syntax

FORTRAN 77:

```
call sspcon( uplo, n, ap, ipiv, anorm, rcond, work, iwork, info )
call dspcon( uplo, n, ap, ipiv, anorm, rcond, work, iwork, info )
call cspcon( uplo, n, ap, ipiv, anorm, rcond, work, info )
call zspcon( uplo, n, ap, ipiv, anorm, rcond, work, info )
```

Fortran 95:

```
call spcon( ap, ipiv, anorm, rcond [,uplo] [,info] )
```

Description

This routine is declared in `mk1_lapack.fi` for FORTRAN 77 interface, in `lapack.f90` for Fortran 95 interface, and in `mk1_lapack.h` for C interface.

The routine estimates the reciprocal of the condition number of a packed symmetric matrix A :

$$\kappa_1(A) = \|A\|_1 \|A^{-1}\|_1 \text{ (since } A \text{ is symmetric, } \kappa_\infty(A) = \kappa_1(A) \text{)}.$$

Before calling this routine:

- compute $anorm$ (either $\|A\|_1 = \max_j \sum_i |a_{ij}|$ or $\|A\|_\infty = \max_i \sum_j |a_{ij}|$)

- call `?spturf` to compute the factorization of A .

Input Parameters

<code>uplo</code>	<p>CHARACTER*1. Must be 'U' or 'L'.</p> <p>Indicates how the input matrix A has been factored:</p> <p>If <code>uplo</code> = 'U', the array <code>ap</code> stores the packed upper triangular factor U of the factorization $A = P*U*D*U^T*P^T$.</p> <p>If <code>uplo</code> = 'L', the array <code>ap</code> stores the packed lower triangular factor L of the factorization $A = P*L*D*L^T*P^T$.</p>
<code>n</code>	<p>INTEGER. The order of matrix A; $n \geq 0$.</p>
<code>ap, work</code>	<p>REAL for <code>sspcon</code> DOUBLE PRECISION for <code>dspcon</code> COMPLEX for <code>cspcon</code> DOUBLE COMPLEX for <code>zspcon</code>.</p> <p>Arrays: <code>ap(*)</code>, <code>work(*)</code>.</p> <p>The array <code>ap</code> contains the packed factored matrix A, as returned by <code>?spturf</code>. The dimension of <code>ap</code> must be at least $\max(1, n(n+1)/2)$.</p> <p>The array <code>work</code> is a workspace for the routine.</p> <p>The dimension of <code>work</code> must be at least $\max(1, 2*n)$.</p>
<code>ipiv</code>	<p>INTEGER. Array, DIMENSION at least $\max(1, n)$.</p> <p>The array <code>ipiv</code>, as returned by <code>?spturf</code>.</p>
<code>anorm</code>	<p>REAL for single precision flavors.</p> <p>DOUBLE PRECISION for double precision flavors.</p> <p>The norm of the <i>original</i> matrix A (see <i>Description</i>).</p>
<code>iwork</code>	<p>INTEGER. Workspace array, DIMENSION at least $\max(1, n)$.</p>

Output Parameters

<code>rcond</code>	<p>REAL for single precision flavors.</p> <p>DOUBLE PRECISION for double precision flavors.</p> <p>An estimate of the reciprocal of the condition number. The routine sets <code>rcond</code> = 0 if the estimate underflows; in this case the matrix is singular (to working precision). However, anytime <code>rcond</code> is small compared to 1.0, for the working precision, the matrix may be poorly conditioned or even singular.</p>
<code>info</code>	<p>INTEGER. If <code>info</code> = 0, the execution is successful.</p>

If $info = -i$, the i -th parameter had an illegal value.

Fortran 95 Interface Notes

Routines in Fortran 95 interface have fewer arguments in the calling sequence than their FORTRAN 77 counterparts. For general conventions applied to skip redundant or reconstructible arguments, see [Fortran 95 Interface Conventions](#).

Specific details for the routine `spcon` interface are as follows:

<i>ap</i>	Holds the array <i>A</i> of size $(n * (n+1) / 2)$.
<i>ipiv</i>	Holds the vector of length n .
<i>uplo</i>	Must be 'U' or 'L'. The default value is 'U'.

Application Notes

The computed $rcond$ is never less than r (the reciprocal of the true condition number) and in practice is nearly always less than $10r$. A call to this routine involves solving a number of systems of linear equations $A * x = b$; the number is usually 4 or 5 and never more than 11. Each solution requires approximately $2n^2$ floating-point operations for real flavors and $8n^2$ for complex flavors.

?hpcon

Estimates the reciprocal of the condition number of a packed Hermitian matrix.

Syntax

FORTRAN 77:

```
call chpcon( uplo, n, ap, ipiv, anorm, rcond, work, info )
call zhpcon( uplo, n, ap, ipiv, anorm, rcond, work, info )
```

Fortran 95:

```
call hpcon( ap, ipiv, anorm, rcond [,uplo] [,info] )
```

Description

This routine is declared in `mkl_lapack.fi` for FORTRAN 77 interface, in `lapack.f90` for Fortran 95 interface, and in `mkl_lapack.h` for C interface.

The routine estimates the reciprocal of the condition number of a Hermitian matrix *A*:

$\kappa_1(A) = \|A\|_1 \|A^{-1}\|_1$ (since A is Hermitian, $\kappa_\infty(A) = \kappa_1(A)$).

Before calling this routine:

- compute *anorm* (either $\|A\|_1 = \max_j \sum_i |a_{ij}|$ or $\|A\|_\infty = \max_i \sum_j |a_{ij}|$)
- call [?hptrf](#) to compute the factorization of A .

Input Parameters

<i>uplo</i>	<p>CHARACTER*1. Must be 'U' or 'L'.</p> <p>Indicates how the input matrix A has been factored:</p> <p>If <i>uplo</i> = 'U', the array <i>ap</i> stores the packed upper triangular factor U of the factorization $A = P*U*D*U^T*P^T$.</p> <p>If <i>uplo</i> = 'L', the array <i>ap</i> stores the packed lower triangular factor L of the factorization $A = P*L*D*L^T*P^T$.</p>
<i>n</i>	<p>INTEGER. The order of matrix A; $n \geq 0$.</p>
<i>ap, work</i>	<p>COMPLEX for <i>chpcon</i></p> <p>DOUBLE COMPLEX for <i>zhpcon</i>.</p> <p>Arrays: <i>ap</i>(*), <i>work</i>(*).</p> <p>The array <i>ap</i> contains the packed factored matrix A, as returned by ?hptrf. The dimension of <i>ap</i> must be at least $\max(1, n(n+1)/2)$.</p> <p>The array <i>work</i> is a workspace for the routine.</p> <p>The dimension of <i>work</i> must be at least $\max(1, 2*n)$.</p>
<i>ipiv</i>	<p>INTEGER.</p> <p>Array, DIMENSION at least $\max(1, n)$. The array <i>ipiv</i>, as returned by ?hptrf.</p>
<i>anorm</i>	<p>REAL for single precision flavors</p> <p>DOUBLE PRECISION for double precision flavors.</p> <p>The norm of the <i>original</i> matrix A (see <i>Description</i>).</p>

Output Parameters

<i>rcond</i>	<p>REAL for single precision flavors.</p> <p>DOUBLE PRECISION for double precision flavors.</p>
--------------	---

An estimate of the reciprocal of the condition number. The routine sets $rcond = 0$ if the estimate underflows; in this case the matrix is singular (to working precision). However, anytime $rcond$ is small compared to 1.0, for the working precision, the matrix may be poorly conditioned or even singular.

info

INTEGER. If $info = 0$, the execution is successful.

If $info = -i$, the i -th parameter had an illegal value.

Fortran 95 Interface Notes

Routines in Fortran 95 interface have fewer arguments in the calling sequence than their FORTRAN 77 counterparts. For general conventions applied to skip redundant or reconstructible arguments, see [Fortran 95 Interface Conventions](#).

Specific details for the routine `hbcon` interface are as follows:

ap

Holds the array *A* of size $(n * (n + 1) / 2)$.

ipiv

Holds the vector of length n .

Application Notes

The computed $rcond$ is never less than r (the reciprocal of the true condition number) and in practice is nearly always less than $10r$. A call to this routine involves solving a number of systems of linear equations $A * x = b$; the number is usually 5 and never more than 11. Each solution requires approximately $8n^2$ floating-point operations.

?trcon

Estimates the reciprocal of the condition number of a triangular matrix.

Syntax

FORTRAN 77:

```
call strcon( norm, uplo, diag, n, a, lda, rcond, work, iwork, info )
call dtrcon( norm, uplo, diag, n, a, lda, rcond, work, iwork, info )
call ctrcon( norm, uplo, diag, n, a, lda, rcond, work, rwork, info )
call ztrcon( norm, uplo, diag, n, a, lda, rcond, work, rwork, info )
```

Fortran 95:

```
call trcon( a, rcond [,uplo] [,diag] [,norm] [,info] )
```

Description

This routine is declared in `mkl_lapack.fi` for FORTRAN 77 interface, in `lapack.f90` for Fortran 95 interface, and in `mkl_lapack.h` for C interface.

The routine estimates the reciprocal of the condition number of a triangular matrix A in either the 1-norm or infinity-norm:

$$\kappa_1(A) = \|A\|_1 \|A^{-1}\|_1 = \kappa_\infty(A^T) = \kappa_\infty(A^H)$$

$$\kappa_\infty(A) = \|A\|_\infty \|A^{-1}\|_\infty = \kappa_1(A^T) = \kappa_1(A^H).$$

Input Parameters

<i>norm</i>	<p>CHARACTER*1. Must be '1' or 'O' or 'I'.</p> <p>If <i>norm</i> = '1' or 'O', then the routine estimates the condition number of matrix A in 1-norm.</p> <p>If <i>norm</i> = 'I', then the routine estimates the condition number of matrix A in infinity-norm.</p>
<i>uplo</i>	<p>CHARACTER*1. Must be 'U' or 'L'.</p> <p>Indicates whether A is upper or lower triangular:</p> <p>If <i>uplo</i> = 'U', the array <i>a</i> stores the upper triangle of A, other array elements are not referenced.</p> <p>If <i>uplo</i> = 'L', the array <i>a</i> stores the lower triangle of A, other array elements are not referenced.</p>
<i>diag</i>	<p>CHARACTER*1. Must be 'N' or 'U'.</p> <p>If <i>diag</i> = 'N', then A is not a unit triangular matrix.</p> <p>If <i>diag</i> = 'U', then A is unit triangular: diagonal elements are assumed to be 1 and not referenced in the array <i>a</i>.</p>
<i>n</i>	<p>INTEGER. The order of the matrix A; $n \geq 0$.</p>
<i>a, work</i>	<p>REAL for <code>strcon</code></p> <p>DOUBLE PRECISION for <code>dtrcon</code></p> <p>COMPLEX for <code>ctrcon</code></p> <p>DOUBLE COMPLEX for <code>ztrcon</code>.</p> <p>Arrays: <i>a</i>(<i>lda</i>,*), <i>work</i>(*).</p>

The array *a* contains the matrix *A*. The second dimension of *a* must be at least $\max(1, n)$.

The array *work* is a workspace for the routine. The dimension of *work* must be at least $\max(1, 3*n)$ for real flavors and $\max(1, 2*n)$ for complex flavors.

lda INTEGER. The first dimension of *a*; $lda \geq \max(1, n)$.

iwork INTEGER. Workspace array, DIMENSION at least $\max(1, n)$.

rwork REAL for *ctrcon*
DOUBLE PRECISION for *ztrcon*.
Workspace array, DIMENSION at least $\max(1, n)$.

Output Parameters

rcond REAL for single precision flavors.
DOUBLE PRECISION for double precision flavors.
An estimate of the reciprocal of the condition number. The routine sets *rcond*=0 if the estimate underflows; in this case the matrix is singular (to working precision). However, anytime *rcond* is small compared to 1.0, for the working precision, the matrix may be poorly conditioned or even singular.

info INTEGER. If *info* = 0, the execution is successful.
If *info* = -*i*, the *i*-th parameter had an illegal value.

Fortran 95 Interface Notes

Routines in Fortran 95 interface have fewer arguments in the calling sequence than their FORTRAN 77 counterparts. For general conventions applied to skip redundant or reconstructible arguments, see [Fortran 95 Interface Conventions](#).

Specific details for the routine *trcon* interface are as follows:

a Holds the matrix *A* of size (n, n) .

norm Must be '1', 'O', or 'I'. The default value is '1'.

uplo Must be 'U' or 'L'. The default value is 'U'.

diag Must be 'N' or 'U'. The default value is 'N'.

Application Notes

The computed $rcond$ is never less than r (the reciprocal of the true condition number) and in practice is nearly always less than $10r$. A call to this routine involves solving a number of systems of linear equations $A^*x = b$; the number is usually 4 or 5 and never more than 11. Each solution requires approximately n^2 floating-point operations for real flavors and $4n^2$ operations for complex flavors.

?tpcon

Estimates the reciprocal of the condition number of a packed triangular matrix.

Syntax

FORTRAN 77:

```
call stpcon( norm, uplo, diag, n, ap, rcond, work, iwork, info )
call dtpcon( norm, uplo, diag, n, ap, rcond, work, iwork, info )
call ctpcon( norm, uplo, diag, n, ap, rcond, work, rwork, info )
call ztpcon( norm, uplo, diag, n, ap, rcond, work, rwork, info )
```

Fortran 95:

```
call tpcon( ap, rcond [,uplo] [,diag] [,norm] [,info] )
```

Description

This routine is declared in `mkl_lapack.fi` for FORTRAN 77 interface, in `lapack.f90` for Fortran 95 interface, and in `mkl_lapack.h` for C interface.

The routine estimates the reciprocal of the condition number of a packed triangular matrix A in either the 1-norm or infinity-norm:

$$\kappa_1(A) = \|A\|_1 \|A^{-1}\|_1 = \kappa_\infty(A^T) = \kappa_\infty(A^H)$$

$$\kappa_\infty(A) = \|A\|_\infty \|A^{-1}\|_\infty = \kappa_1(A^T) = \kappa_1(A^H) .$$

Input Parameters

norm CHARACTER*1. Must be '1' or 'O' or 'I'.

	<p>If $norm = '1'$ or $'O'$, then the routine estimates the condition number of matrix A in 1-norm.</p> <p>If $norm = 'I'$, then the routine estimates the condition number of matrix A in infinity-norm.</p>
<i>uplo</i>	<p>CHARACTER*1. Must be $'U'$ or $'L'$. Indicates whether A is upper or lower triangular:</p> <p>If $uplo = 'U'$, the array ap stores the upper triangle of A in packed form.</p> <p>If $uplo = 'L'$, the array ap stores the lower triangle of A in packed form.</p>
<i>diag</i>	<p>CHARACTER*1. Must be $'N'$ or $'U'$.</p> <p>If $diag = 'N'$, then A is not a unit triangular matrix.</p> <p>If $diag = 'U'$, then A is unit triangular: diagonal elements are assumed to be 1 and not referenced in the array ap.</p>
<i>n</i>	INTEGER. The order of the matrix A ; $n \geq 0$.
<i>ap, work</i>	<p>REAL for <code>stpcon</code> DOUBLE PRECISION for <code>dtpcon</code> COMPLEX for <code>ctpcon</code> DOUBLE COMPLEX for <code>ztpcon</code>.</p> <p>Arrays: $ap(*)$, $work(*)$.</p> <p>The array ap contains the packed matrix A. The dimension of ap must be at least $\max(1, n(n+1)/2)$. The array $work$ is a workspace for the routine.</p> <p>The dimension of $work$ must be at least $\max(1, 3*n)$ for real flavors and $\max(1, 2*n)$ for complex flavors.</p>
<i>iwork</i>	INTEGER. Workspace array, DIMENSION at least $\max(1, n)$.
<i>rwork</i>	<p>REAL for <code>ctpcon</code> DOUBLE PRECISION for <code>ztpcon</code>.</p> <p>Workspace array, DIMENSION at least $\max(1, n)$.</p>

Output Parameters

<i>rcond</i>	<p>REAL for single precision flavors.</p> <p>DOUBLE PRECISION for double precision flavors.</p>
--------------	---

An estimate of the reciprocal of the condition number. The routine sets $rcond = 0$ if the estimate underflows; in this case the matrix is singular (to working precision). However, anytime $rcond$ is small compared to 1.0, for the working precision, the matrix may be poorly conditioned or even singular.

info INTEGER. If $info = 0$, the execution is successful.
If $info = -i$, the i -th parameter had an illegal value.

Fortran 95 Interface Notes

Routines in Fortran 95 interface have fewer arguments in the calling sequence than their FORTRAN 77 counterparts. For general conventions applied to skip redundant or reconstructible arguments, see [Fortran 95 Interface Conventions](#).

Specific details for the routine `tpcon` interface are as follows:

<i>ap</i>	Holds the array A of size $(n*(n+1)/2)$.
<i>norm</i>	Must be '1', 'O', or 'I'. The default value is '1'.
<i>uplo</i>	Must be 'U' or 'L'. The default value is 'U'.
<i>diag</i>	Must be 'N' or 'U'. The default value is 'N'.

Application Notes

The computed $rcond$ is never less than r (the reciprocal of the true condition number) and in practice is nearly always less than $10r$. A call to this routine involves solving a number of systems of linear equations $A*x = b$; the number is usually 4 or 5 and never more than 11. Each solution requires approximately n^2 floating-point operations for real flavors and $4n^2$ operations for complex flavors.

?tbcon

Estimates the reciprocal of the condition number of a triangular band matrix.

Syntax

FORTRAN 77:

```
call stbcon( norm, uplo, diag, n, kd, ab, ldab, rcond, work, iwork, info )
call dtbcon( norm, uplo, diag, n, kd, ab, ldab, rcond, work, iwork, info )
```

```
call ctbcon( norm, uplo, diag, n, kd, ab, ldab, rcond, work, rwork, info )
call ztbcon( norm, uplo, diag, n, kd, ab, ldab, rcond, work, rwork, info )
```

Fortran 95:

```
call tbcon( ab, rcond [,uplo] [,diag] [,norm] [,info] )
```

Description

This routine is declared in `mkl_lapack.fi` for FORTRAN 77 interface, in `lapack.f90` for Fortran 95 interface, and in `mkl_lapack.h` for C interface.

The routine estimates the reciprocal of the condition number of a triangular band matrix A in either the 1-norm or infinity-norm:

$$\kappa_1(A) = \|A\|_1 \|A^{-1}\|_1 = \kappa_\infty(A^T) = \kappa_\infty(A^H)$$

$$\kappa_\infty(A) = \|A\|_\infty \|A^{-1}\|_\infty = \kappa_1(A^T) = \kappa_1(A^H) .$$

Input Parameters

<i>norm</i>	CHARACTER*1. Must be '1' or 'O' or 'I'. If <i>norm</i> = '1' or 'O', then the routine estimates the condition number of matrix A in 1-norm. If <i>norm</i> = 'I', then the routine estimates the condition number of matrix A in infinity-norm.
<i>uplo</i>	CHARACTER*1. Must be 'U' or 'L'. Indicates whether A is upper or lower triangular: If <i>uplo</i> = 'U', the array <i>ap</i> stores the upper triangle of A in packed form. If <i>uplo</i> = 'L', the array <i>ap</i> stores the lower triangle of A in packed form.
<i>diag</i>	CHARACTER*1. Must be 'N' or 'U'. If <i>diag</i> = 'N', then A is not a unit triangular matrix. If <i>diag</i> = 'U', then A is unit triangular: diagonal elements are assumed to be 1 and not referenced in the array <i>ab</i> .
<i>n</i>	INTEGER. The order of the matrix A ; $n \geq 0$.
<i>kd</i>	INTEGER. The number of superdiagonals or subdiagonals in the matrix A ; $kd \geq 0$.
<i>ab, work</i>	REAL for stbcon

DOUBLE PRECISION for dtbcon
 COMPLEX for ctbcon
 DOUBLE COMPLEX for ztbcon.
Arrays: *ab*(*ldab*,*), *work*(*).
 The array *ab* contains the band matrix *A*. The second dimension of *ab* must be at least $\max(1, n)$. The array *work* is a workspace for the routine.
 The dimension of *work* must be at least $\max(1, 3*n)$ for real flavors and $\max(1, 2*n)$ for complex flavors.

ldab INTEGER. The first dimension of the array *ab*. ($ldab \geq kd + 1$).
iwork INTEGER. Workspace array, DIMENSION at least $\max(1, n)$.
rwork REAL for ctbcon
 DOUBLE PRECISION for ztbcon.
 Workspace array, DIMENSION at least $\max(1, n)$.

Output Parameters

rcond REAL for single precision flavors.
 DOUBLE PRECISION for double precision flavors.
 An estimate of the reciprocal of the condition number. The routine sets *rcond* = 0 if the estimate underflows; in this case the matrix is singular (to working precision). However, anytime *rcond* is small compared to 1.0, for the working precision, the matrix may be poorly conditioned or even singular.

info INTEGER. If *info* = 0, the execution is successful.
 If *info* = -*i*, the *i*-th parameter had an illegal value.

Fortran 95 Interface Notes

Routines in Fortran 95 interface have fewer arguments in the calling sequence than their FORTRAN 77 counterparts. For general conventions applied to skip redundant or reconstructible arguments, see [Fortran 95 Interface Conventions](#).

Specific details for the routine *tbcon* interface are as follows:

ab Holds the array *A* of size $(kd+1, n)$.
norm Must be '1', 'O', or 'I'. The default value is '1'.
uplo Must be 'U' or 'L'. The default value is 'U'.
diag Must be 'N' or 'U'. The default value is 'N'.

Application Notes

The computed $rcond$ is never less than r (the reciprocal of the true condition number) and in practice is nearly always less than $10r$. A call to this routine involves solving a number of systems of linear equations $A^*x = b$; the number is usually 4 or 5 and never more than 11. Each solution requires approximately $2*n(kd + 1)$ floating-point operations for real flavors and $8*n(kd + 1)$ operations for complex flavors.

Refining the Solution and Estimating Its Error

This section describes the LAPACK routines for refining the computed solution of a system of linear equations and estimating the solution error. You can call these routines after factorizing the matrix of the system of equations and computing the solution (see [Routines for Matrix Factorization](#) and [Routines for Solving Systems of Linear Equations](#)).

?gerfs

Refines the solution of a system of linear equations with a general matrix and estimates its error.

Syntax

FORTRAN 77:

```
call sgerfs( trans, n, nrhs, a, lda, af, ldaf, ipiv, b, ldb, x, ldx, ferr,
berr, work, iwork, info )

call dgerfs( trans, n, nrhs, a, lda, af, ldaf, ipiv, b, ldb, x, ldx, ferr,
berr, work, iwork, info )

call cgerfs( trans, n, nrhs, a, lda, af, ldaf, ipiv, b, ldb, x, ldx, ferr,
berr, work, rwork, info )

call zgerfs( trans, n, nrhs, a, lda, af, ldaf, ipiv, b, ldb, x, ldx, ferr,
berr, work, rwork, info )
```

Fortran 95:

```
call gerfs( a, af, ipiv, b, x [,trans] [,ferr] [,berr] [,info] )
```

Description

This routine is declared in `mkl_lapack.fi` for FORTRAN 77 interface, in `lapack.f90` for Fortran 95 interface, and in `mkl_lapack.h` for C interface.

The routine performs an iterative refinement of the solution to a system of linear equations $A^*X = B$ or $A^T * X = B$ or $A^H * X = B$ with a general matrix A , with multiple right-hand sides. For each computed solution vector x , the routine computes the *component-wise backward error* β . This error is the smallest relative perturbation in elements of A and b such that x is the exact solution of the perturbed system:

$$|\delta a_{ij}| \leq \beta |a_{ij}|, \quad |\delta b_i| \leq \beta |b_i| \text{ such that } (A + \delta A)x = (b + \delta b).$$

Finally, the routine estimates the *component-wise forward error* in the computed solution $\|x - x_e\|_\infty / \|x\|_\infty$ (here x_e is the exact solution).

Before calling this routine:

- call the factorization routine [?getrf](#)
- call the solver routine [?getrs](#).

Input Parameters

<i>trans</i>	CHARACTER*1. Must be 'N' or 'T' or 'C'. Indicates the form of the equations: If <i>trans</i> = 'N', the system has the form $A^*X = B$. If <i>trans</i> = 'T', the system has the form $A^T * X = B$. If <i>trans</i> = 'C', the system has the form $A^H * X = B$.
<i>n</i>	INTEGER. The order of the matrix A ; $n \geq 0$.
<i>nrhs</i>	INTEGER. The number of right-hand sides; $nrhs \geq 0$.
<i>a,af,b,x,work</i>	REAL for sgerfs DOUBLE PRECISION for dgerfs COMPLEX for cgerfs DOUBLE COMPLEX for zgerfs. Arrays: <i>a(lda,*)</i> contains the original matrix A , as supplied to ?getrf . <i>af(ldaf,*)</i> contains the factored matrix A , as returned by ?getrf . <i>b ldb,*)</i> contains the right-hand side matrix B . <i>x(ldx,*)</i> contains the solution matrix X . <i>work(*)</i> is a workspace array. The second dimension of <i>a</i> and <i>af</i> must be at least $\max(1, n)$; the second dimension of <i>b</i> and <i>x</i> must be at least $\max(1, nrhs)$; the dimension of <i>work</i> must be at least $\max(1, 3*n)$ for real flavors and $\max(1, 2*n)$ for complex flavors.

<i>lda</i>	INTEGER. The first dimension of <i>a</i> ; $lda \geq \max(1, n)$.
<i>ldaf</i>	INTEGER. The first dimension of <i>af</i> ; $ldaf \geq \max(1, n)$.
<i>ldb</i>	INTEGER. The first dimension of <i>b</i> ; $ldb \geq \max(1, n)$.
<i>ldx</i>	INTEGER. The first dimension of <i>x</i> ; $ldx \geq \max(1, n)$.
<i>ipiv</i>	INTEGER. Array, DIMENSION at least $\max(1, n)$. The <i>ipiv</i> array, as returned by ?getrf .
<i>iwork</i>	INTEGER. Workspace array, DIMENSION at least $\max(1, n)$.
<i>rwork</i>	REAL for <i>cgerfs</i> DOUBLE PRECISION for <i>zgerfs</i> . Workspace array, DIMENSION at least $\max(1, n)$.

Output Parameters

<i>x</i>	The refined solution matrix <i>X</i> .
<i>ferr, berr</i>	REAL for single precision flavors DOUBLE PRECISION for double precision flavors. Arrays, DIMENSION at least $\max(1, nrhs)$. Contain the component-wise forward and backward errors, respectively, for each solution vector.
<i>info</i>	INTEGER. If <i>info</i> = 0, the execution is successful. If <i>info</i> = - <i>i</i> , the <i>i</i> -th parameter had an illegal value.

Fortran 95 Interface Notes

Routines in Fortran 95 interface have fewer arguments in the calling sequence than their FORTRAN 77 counterparts. For general conventions applied to skip redundant or reconstructible arguments, see [Fortran 95 Interface Conventions](#).

Specific details for the routine *gerfs* interface are as follows:

<i>a</i>	Holds the matrix <i>A</i> of size (n, n) .
<i>af</i>	Holds the matrix <i>AF</i> of size (n, n) .
<i>ipiv</i>	Holds the vector of length <i>n</i> .
<i>b</i>	Holds the matrix <i>B</i> of size $(n, nrhs)$.
<i>x</i>	Holds the matrix <i>X</i> of size $(n, nrhs)$.

<i>ferr</i>	Holds the vector of length (<i>nrhs</i>).
<i>berr</i>	Holds the vector of length (<i>nrhs</i>).
<i>trans</i>	Must be 'N', 'C', or 'T'. The default value is 'N'.

Application Notes

The bounds returned in *ferr* are not rigorous, but in practice they almost always overestimate the actual error.

For each right-hand side, computation of the backward error involves a minimum of $4n^2$ floating-point operations (for real flavors) or $16n^2$ operations (for complex flavors). In addition, each step of iterative refinement involves $6n^2$ operations (for real flavors) or $24n^2$ operations (for complex flavors); the number of iterations may range from 1 to 5. Estimating the forward error involves solving a number of systems of linear equations $A^*x = b$; the number is usually 4 or 5 and never more than 11. Each solution requires approximately $2n^2$ floating-point operations for real flavors or $8n^2$ for complex flavors.

?gerfsx

Uses extra precise iterative refinement to improve the solution to the system of linear equations with a general matrix A and provides error bounds and backward error estimates.

Syntax

FORTRAN 77:

```
call sgerfsx( trans, equed, n, nrhs, a, lda, af, ldaf, ipiv, r, c, b, ldb, x,
ldx, rcond, berr, n_err_bnds, err_bnds_norm, err_bnds_comp, nparams, params,
work, iwork, info )

call dgerfsx( trans, equed, n, nrhs, a, lda, af, ldaf, ipiv, r, c, b, ldb, x,
ldx, rcond, berr, n_err_bnds, err_bnds_norm, err_bnds_comp, nparams, params,
work, iwork, info )

call cgerfsx( trans, equed, n, nrhs, a, lda, af, ldaf, ipiv, r, c, b, ldb, x,
ldx, rcond, berr, n_err_bnds, err_bnds_norm, err_bnds_comp, nparams, params,
work, rwork, info )
```



```
call zgerfsx( trans, equed, n, nrhs, a, lda, af, ldaf, ipiv, r, c, b, ldb, x,
ldx, rcond, berr, n_err_bnds, err_bnds_norm, err_bnds_comp, nparams, params,
work, rwork, info )
```

Description

This routine is declared in `mk1_lapack.fi` for FORTRAN 77 interface and in `mk1_lapack.h` for C interface.

The routine improves the computed solution to a system of linear equations and provides error bounds and backward error estimates for the solution. In addition to a normwise error bound, the code provides a maximum componentwise error bound, if possible. See comments for `err_bnds_norm` and `err_bnds_comp` for details of the error bounds.

The original system of linear equations may have been equilibrated before calling this routine, as described by the parameters `equed`, `r`, and `c` below. In this case, the solution and error bounds returned are for the original unequilibrated system.

Input Parameters

<i>trans</i>	<p>CHARACTER*1. Must be 'N', 'T', or 'C'.</p> <p>Specifies the form of the system of equations:</p> <p>If <i>trans</i> = 'N', the system has the form $A * X = B$ (No transpose).</p> <p>If <i>trans</i> = 'T', the system has the form $A^T * X = B$ (Transpose).</p> <p>If <i>trans</i> = 'C', the system has the form $A^H * X = B$ (Conjugate transpose = Transpose).</p>
<i>equed</i>	<p>CHARACTER*1. Must be 'N', 'R', 'C', or 'B'.</p> <p>Specifies the form of equilibration that was done to <i>A</i> before calling this routine.</p> <p>If <i>equed</i> = 'N', no equilibration was done.</p> <p>If <i>equed</i> = 'R', row equilibration was done, that is, <i>A</i> has been premultiplied by $diag(r)$.</p> <p>If <i>equed</i> = 'C', column equilibration was done, that is, <i>A</i> has been postmultiplied by $diag(c)$.</p> <p>If <i>equed</i> = 'B', both row and column equilibration was done, that is, <i>A</i> has been replaced by $diag(r) * A * diag(c)$. The right-hand side <i>B</i> has been changed accordingly.</p>
<i>n</i>	<p>INTEGER. The number of linear equations; the order of the matrix <i>A</i>; $n \geq 0$.</p>

<i>nrhs</i>	INTEGER. The number of right-hand sides; the number of columns of the matrices <i>B</i> and <i>X</i> ; <i>nrhs</i> ≥ 0.
<i>a</i> , <i>af</i> , <i>b</i> , <i>work</i>	<p>REAL for sgerfsx DOUBLE PRECISION for dgerfsx COMPLEX for cgerfsx DOUBLE COMPLEX for zgerfsx.</p> <p>Arrays: <i>a</i>(<i>lda</i>,*), <i>af</i>(<i>ldaf</i>,*), <i>b</i>(<i>ldb</i>,*), <i>work</i>(*). The array <i>a</i> contains the original <i>n</i>-by-<i>n</i> matrix <i>A</i>. The array <i>af</i> contains the factored form of the matrix <i>A</i>, that is, the factors <i>L</i> and <i>U</i> from the factorization $A = P * L * U$ as computed by ?getrf. The array <i>b</i> contains the matrix <i>B</i> whose columns are the right-hand sides for the systems of equations. The second dimension of <i>b</i> must be at least $\max(1, nrhs)$. <i>work</i>(*) is a workspace array. The dimension of <i>work</i> must be at least $\max(1, 4 * n)$ for real flavors, and at least $\max(1, 2 * n)$ for complex flavors.</p>
<i>lda</i>	INTEGER. The first dimension of <i>a</i> ; <i>lda</i> ≥ $\max(1, n)$.
<i>ldaf</i>	INTEGER. The first dimension of <i>af</i> ; <i>ldaf</i> ≥ $\max(1, n)$.
<i>ipiv</i>	<p>INTEGER.</p> <p>Array, DIMENSION at least $\max(1, n)$. Contains the pivot indices as computed by ?getrf; for row $1 \leq i \leq n$, row <i>i</i> of the matrix was interchanged with row <i>ipiv</i>(<i>i</i>).</p>
<i>r</i> , <i>c</i>	<p>REAL for single precision flavors DOUBLE PRECISION for double precision flavors.</p> <p>Arrays: <i>r</i>(<i>n</i>), <i>c</i>(<i>n</i>). The array <i>r</i> contains the row scale factors for <i>A</i>, and the array <i>c</i> contains the column scale factors for <i>A</i>. If <i>equed</i> = 'R' or 'B', <i>A</i> is multiplied on the left by <i>diag</i>(<i>r</i>); if <i>equed</i> = 'N' or 'C', <i>r</i> is not accessed. If <i>equed</i> = 'R' or 'B', each element of <i>r</i> must be positive. If <i>equed</i> = 'C' or 'B', <i>A</i> is multiplied on the right by <i>diag</i>(<i>c</i>); if <i>equed</i> = 'N' or 'R', <i>c</i> is not accessed. If <i>equed</i> = 'C' or 'B', each element of <i>c</i> must be positive.</p>

Each element of r or c should be a power of the radix to ensure a reliable solution and error estimates. Scaling by powers of the radix does not cause rounding errors unless the result underflows or overflows. Rounding errors during scaling lead to refining with a matrix that is not equivalent to the input matrix, producing error estimates that may not be reliable.

<i>ldb</i>	INTEGER. The first dimension of the array <i>b</i> ; $ldb \geq \max(1, n)$.
<i>x</i>	REAL for <i>sgerfsx</i> DOUBLE PRECISION for <i>dgerfsx</i> COMPLEX for <i>cgerfsx</i> DOUBLE COMPLEX for <i>zgerfsx</i> . Array, DIMENSION (<i>ldx</i> , *). The solution matrix <i>x</i> as computed by ?getrs
<i>ldx</i>	INTEGER. The first dimension of the output array <i>x</i> ; $ldx \geq \max(1, n)$.
<i>n_err_bnds</i>	INTEGER. Number of error bounds to return for each right hand side and each type (normwise or componentwise). See <i>err_bnds_norm</i> and <i>err_bnds_comp</i> descriptions in <i>Output Arguments</i> section below.
<i>nparams</i>	INTEGER. Specifies the number of parameters set in <i>params</i> . If ≤ 0 , the <i>params</i> array is never referenced and default values are used.
<i>params</i>	REAL for single precision flavors DOUBLE PRECISION for double precision flavors. Array, DIMENSION <i>nparams</i> . Specifies algorithm parameters. If an entry is less than 0.0, that entry will be filled with the default value used for that parameter. Only positions up to <i>nparams</i> are accessed; defaults are used for higher-numbered parameters. If defaults are acceptable, you can pass <i>nparams</i> = 0, which prevents the source code from accessing the <i>params</i> argument. <i>params</i> (<i>la_linrx_itref_i</i> = 1) : Whether to perform iterative refinement or not. Default: 1.0

=0.0 No refinement is performed and no error bounds are computed.

=1.0 Use the double-precision refinement algorithm, possibly with doubled-single computations if the compilation environment does not support `DOUBLE PRECISION`.

(Other values are reserved for future use.)

`params(la_linrx_ithresh_i = 2)` : Maximum number of residual computations allowed for refinement.

Default 10

Aggressive Set to 100 to permit convergence using approximate factorizations or factorizations other than *LU*. If the factorization uses a technique other than Gaussian elimination, the quarantees in `err_bnds_norm` and `err_bnds_comp` may no longer be trustworthy.

`params(la_linrx_cwise_i = 3)` : Flag determining if the code will attempt to find a solution with a small componentwise relative error in the double-precision algorithm. Positive is true, 0.0 is false. Default: 1.0 (attempt componentwise convergence).

iwork INTEGER. Workspace array, DIMENSION at least `max(1, n)`; used in real flavors only.

rwork REAL for single precision flavors
 DOUBLE PRECISION for double precision flavors.
 Workspace array, DIMENSION at least `max(1, 3*n)`; used in complex flavors only.

Output Parameters

x REAL for `sgerfsx`
 DOUBLE PRECISION for `dgerfsx`
 COMPLEX for `cgerfsx`
 DOUBLE COMPLEX for `zgerfsx`.
 The improved solution matrix *x*.

rcond REAL for single precision flavors

	DOUBLE PRECISION for double precision flavors. Reciprocal scaled condition number. An estimate of the reciprocal Skeel condition number of the matrix <i>A</i> after equilibration (if done). If <i>rcond</i> is less than the machine precision, in particular, if <i>rcond</i> = 0, the matrix is singular to working precision. Note that the error may still be small even if this number is very small and the matrix appears ill-conditioned.
<i>berr</i>	REAL for single precision flavors DOUBLE PRECISION for double precision flavors. Array, DIMENSION at least $\max(1, nrhs)$. Contains the componentwise relative backward error for each solution vector $x(j)$, that is, the smallest relative change in any element of <i>A</i> or <i>B</i> that makes $x(j)$ an exact solution.
<i>err_bnds_norm</i>	REAL for single precision flavors DOUBLE PRECISION for double precision flavors. Array, DIMENSION (<i>nrhs</i> , <i>n_err_bnds</i>). For each right-hand side, contains information about various error bounds and condition numbers corresponding to the normwise relative error, which is defined as follows: Normwise relative error in the <i>i</i> -th solution vector $\frac{\max_j X_{true_{ji}} - X_{ji} }{\max_j X_{ji} }$ The array is indexed by the type of error information as described below. There are currently up to three pieces of information returned. The first index in <i>err_bnds_norm</i> (<i>i</i> , :) corresponds to the <i>i</i> -th right-hand side. The second index in <i>err_bnds_norm</i> (:, <i>err</i>) contains the following three fields: <i>err</i> =1 "Trust/don't trust" boolean. Trust the answer if the reciprocal condition number is less than the threshold $\sqrt{n} * \text{slamch}(\epsilon)$ for single precision flavors and $\sqrt{n} * \text{dlamch}(\epsilon)$ for double precision flavors.

`err=2` "Guaranteed" error bound. The estimated forward error, almost certainly within a factor of 10 of the true error so long as the next entry is greater than the threshold
 $\sqrt{n} * \text{slamch}(\epsilon)$ for single precision flavors and $\sqrt{n} * \text{dlamch}(\epsilon)$ for double precision flavors. This error bound should only be trusted if the previous boolean is true.

`err=3` Reciprocal condition number. Estimated normwise reciprocal condition number. Compared with the threshold
 $\sqrt{n} * \text{slamch}(\epsilon)$ for single precision flavors and $\sqrt{n} * \text{dlamch}(\epsilon)$ for double precision flavors to determine if the error estimate is "guaranteed". These reciprocal condition numbers are
 $1 / (\text{norm}(1/z, \text{inf}) * \text{norm}(z, \text{inf}))$ for some appropriately scaled matrix z .
Let $z = s * a$, where s scales each row by a power of the radix so all absolute row sums of z are approximately 1.

`err_bnds_comp`

REAL for single precision flavors
DOUBLE PRECISION for double precision flavors.
Array, DIMENSION (`nrhs`, `n_err_bnds`). For each right-hand side, contains information about various error bounds and condition numbers corresponding to the componentwise relative error, which is defined as follows:
Componentwise relative error in the i -th solution vector:

$$\max_j \frac{|X_{\text{true}_{ji}} - X_{ji}|}{|X_{ji}|}$$

The array is indexed by the right-hand side i , on which the componentwise relative error depends, and by the type of error information as described below. There are currently up to three pieces of information returned for each

right-hand side. If componentwise accuracy is not requested ($params(3) = 0.0$), then `err_bnds_comp` is not accessed. If $n_err_bnds < 3$, then at most the first $(:, n_err_bnds)$ entries are returned.

The first index in `err_bnds_comp(i, :)` corresponds to the i -th right-hand side.

The second index in `err_bnds_comp(:, err)` contains the following three fields:

- | | |
|--------------------|---|
| <code>err=1</code> | "Trust/don't trust" boolean. Trust the answer if the reciprocal condition number is less than the threshold $\sqrt{n} * slamch(\epsilon)$ for single precision flavors and $\sqrt{n} * dlamch(\epsilon)$ for double precision flavors. |
| <code>err=2</code> | "Guaranteed" error bound. The estimated forward error, almost certainly within a factor of 10 of the true error so long as the next entry is greater than the threshold $\sqrt{n} * slamch(\epsilon)$ for single precision flavors and $\sqrt{n} * dlamch(\epsilon)$ for double precision flavors. This error bound should only be trusted if the previous boolean is true. |
| <code>err=3</code> | Reciprocal condition number. Estimated componentwise reciprocal condition number. Compared with the threshold $\sqrt{n} * slamch(\epsilon)$ for single precision flavors and $\sqrt{n} * dlamch(\epsilon)$ for double precision flavors to determine if the error estimate is "guaranteed". These reciprocal condition numbers are $1 / (\text{norm}(1/z, \text{inf}) * \text{norm}(z, \text{inf}))$ for some appropriately scaled matrix z . |

Let $z = s * (a * \text{diag}(x))$, where x is the solution for the current right-hand side and s scales each row of $a * \text{diag}(x)$ by a power of the radix so all absolute row sums of z are approximately 1.

params

REAL for single precision flavors
DOUBLE PRECISION for double precision flavors.
Output parameter only if the input contains erroneous values, namely, in *params*(1), *params*(2), *params*(3). In such a case, the corresponding elements of *params* are filled with default values on output.

info

INTEGER. If *info* = 0, the execution is successful. The solution to every right-hand side is guaranteed.
If *info* = -*i*, the *i*-th parameter had an illegal value.
If $0 < \text{info} \leq n$: $U(\text{info}, \text{info})$ is exactly zero. The factorization has been completed, but the factor U is exactly singular, so the solution and error bounds could not be computed; *rcond* = 0 is returned.
If *info* = *n*+*j*: The solution corresponding to the *j*-th right-hand side is not guaranteed. The solutions corresponding to other right-hand sides *k* with $k > j$ may not be guaranteed as well, but only the first such right-hand side is reported. If a small componentwise error is not requested *params*(3) = 0.0, then the *j*-th right-hand side is the first with a normwise error bound that is not guaranteed (the smallest *j* such that $\text{err_bnds_norm}(j, 1) = 0.0$ or $\text{err_bnds_comp}(j, 1) = 0.0$. See the definition of $\text{err_bnds_norm}(:, 1)$ and $\text{err_bnds_comp}(:, 1)$. To get information about all of the right-hand sides, check *err_bnds_norm* or *err_bnds_comp*.

?gbrfs

Refines the solution of a system of linear equations with a general band matrix and estimates its error.

Syntax

FORTRAN 77:

```
call sgbrfs( trans, n, kl, ku, nrhs, ab, ldab, afb, ldafb, ipiv, b, ldb, x,
            ldx, ferr, berr, work, iwork, info )

call dgbrfs( trans, n, kl, ku, nrhs, ab, ldab, afb, ldafb, ipiv, b, ldb, x,
            ldx, ferr, berr, work, iwork, info )

call cgbrfs( trans, n, kl, ku, nrhs, ab, ldab, afb, ldafb, ipiv, b, ldb, x,
            ldx, ferr, berr, work, rwork, info )

call zgbrfs( trans, n, kl, ku, nrhs, ab, ldab, afb, ldafb, ipiv, b, ldb, x,
            ldx, ferr, berr, work, rwork, info )
```

Fortran 95:

```
call gbrfs( ab, afb, ipiv, b, x [,kl] [,trans] [,ferr] [,berr] [,info] )
```

Description

This routine is declared in `mkl_lapack.fi` for FORTRAN 77 interface, in `lapack.f90` for Fortran 95 interface, and in `mkl_lapack.h` for C interface.

The routine performs an iterative refinement of the solution to a system of linear equations $A^*X = B$ or $A^T * X = B$ or $A^H * X = B$ with a band matrix A , with multiple right-hand sides. For each computed solution vector x , the routine computes the *component-wise backward error* β . This error is the smallest relative perturbation in elements of A and b such that x is the exact solution of the perturbed system:

$$|\delta a_{ij}| \leq \beta |a_{ij}|, \quad |\delta b_i| \leq \beta |b_i| \quad \text{such that} \quad (A + \delta A)x = (b + \delta b).$$

Finally, the routine estimates the *component-wise forward error* in the computed solution $\|x - x_e\|_\infty / \|x\|_\infty$ (here x_e is the exact solution).

Before calling this routine:

- call the factorization routine [?gbtrf](#)
- call the solver routine [?gbtrs](#).

Input Parameters

<i>trans</i>	<p>CHARACTER*1. Must be 'N' or 'T' or 'C'.</p> <p>Indicates the form of the equations:</p> <p>If <i>trans</i> = 'N', the system has the form $A^*X = B$.</p> <p>If <i>trans</i> = 'T', the system has the form $A^T * X = B$.</p> <p>If <i>trans</i> = 'C', the system has the form $A^H * X = B$.</p>
<i>n</i>	INTEGER. The order of the matrix <i>A</i> ; $n \geq 0$.
<i>kl</i>	INTEGER. The number of sub-diagonals within the band of <i>A</i> ; $kl \geq 0$.
<i>ku</i>	INTEGER. The number of super-diagonals within the band of <i>A</i> ; $ku \geq 0$.
<i>nrhs</i>	INTEGER. The number of right-hand sides; $nrhs \geq 0$.
<i>ab,afb,b,x,work</i>	<p>REAL for sgbrfs</p> <p>DOUBLE PRECISION for dgbrfs</p> <p>COMPLEX for cgbtrfs</p> <p>DOUBLE COMPLEX for zgbrfs.</p> <p>Arrays:</p> <p><i>ab</i>(<i>ldab</i>,*) contains the original band matrix <i>A</i>, as supplied to ?gbtrf, but stored in rows from 1 to $kl + ku + 1$.</p> <p><i>afb</i>(<i>ldaafb</i>,*) contains the factored band matrix <i>A</i>, as returned by ?gbtrf.</p> <p><i>b</i>(<i>ldb</i>,*) contains the right-hand side matrix <i>B</i>.</p> <p><i>x</i>(<i>ldx</i>,*) contains the solution matrix <i>X</i>.</p> <p><i>work</i>(*) is a workspace array.</p> <p>The second dimension of <i>ab</i> and <i>afb</i> must be at least $\max(1, n)$; the second dimension of <i>b</i> and <i>x</i> must be at least $\max(1, nrhs)$; the dimension of <i>work</i> must be at least $\max(1, 3*n)$ for real flavors and $\max(1, 2*n)$ for complex flavors.</p>
<i>ldab</i>	INTEGER. The first dimension of <i>ab</i> .
<i>ldaafb</i>	INTEGER. The first dimension of <i>afb</i> .
<i>ldb</i>	INTEGER. The first dimension of <i>b</i> ; $ldb \geq \max(1, n)$.
<i>ldx</i>	INTEGER. The first dimension of <i>x</i> ; $ldx \geq \max(1, n)$.
<i>ipiv</i>	<p>INTEGER.</p> <p>Array, DIMENSION at least $\max(1, n)$. The <i>ipiv</i> array, as returned by ?gbtrf.</p>

iwork INTEGER. Workspace array, DIMENSION at least $\max(1, n)$.
rwork REAL for *cgbrfs*
 DOUBLE PRECISION for *zgbrfs*.
 Workspace array, DIMENSION at least $\max(1, n)$.

Output Parameters

x The refined solution matrix *X*.
ferr, berr REAL for single precision flavors
 DOUBLE PRECISION for double precision flavors.
 Arrays, DIMENSION at least $\max(1, nrhs)$. Contain the component-wise forward and backward errors, respectively, for each solution vector.
info INTEGER. If *info* = 0, the execution is successful.
 If *info* = -*i*, the *i*-th parameter had an illegal value.

Fortran 95 Interface Notes

Routines in Fortran 95 interface have fewer arguments in the calling sequence than their FORTRAN 77 counterparts. For general conventions applied to skip redundant or reconstructible arguments, see [Fortran 95 Interface Conventions](#).

Specific details for the routine *gbrfs* interface are as follows:

ab Holds the array *A* of size $(kl+ku+1, n)$.
afb Holds the array *AF* of size $(2*kl*ku+1, n)$.
ipiv Holds the vector of length *n*.
b Holds the matrix *B* of size $(n, nrhs)$.
x Holds the matrix *X* of size $(n, nrhs)$.
ferr Holds the vector of length $(nrhs)$.
berr Holds the vector of length $(nrhs)$.
trans Must be 'N', 'C', or 'T'. The default value is 'N'.
kl If omitted, assumed $kl = ku$.
ku Restored as $ku = lda-kl-1$.

Application Notes

The bounds returned in *ferr* are not rigorous, but in practice they almost always overestimate the actual error.

For each right-hand side, computation of the backward error involves a minimum of $4n(kl + ku)$ floating-point operations (for real flavors) or $16n(kl + ku)$ operations (for complex flavors). In addition, each step of iterative refinement involves $2n(4kl + 3ku)$ operations (for real flavors) or $8n(4kl + 3ku)$ operations (for complex flavors); the number of iterations may range from 1 to 5. Estimating the forward error involves solving a number of systems of linear equations $A*x = b$; the number is usually 4 or 5 and never more than 11. Each solution requires approximately $2n^2$ floating-point operations for real flavors or $8n^2$ for complex flavors.

?gbrfsx

Uses extra precise iterative refinement to improve the solution to the system of linear equations with a banded matrix A and provides error bounds and backward error estimates.

Syntax

FORTRAN 77:

```
call sgbrfsx( trans, equed, n, kl, ku, nrhs, ab, ldab, afb, ldaafb, ipiv, r,
c, b, ldb, x, ldx, rcond, berr, n_err_bnds, err_bnds_norm, err_bnds_comp,
nparams, params, work, iwork, info )

call dgbrfsx( trans, equed, n, kl, ku, nrhs, ab, ldab, afb, ldaafb, ipiv, r,
c, b, ldb, x, ldx, rcond, berr, n_err_bnds, err_bnds_norm, err_bnds_comp,
nparams, params, work, iwork, info )

call cgbrfsx( trans, equed, n, kl, ku, nrhs, ab, ldab, afb, ldaafb, ipiv, r,
c, b, ldb, x, ldx, rcond, berr, n_err_bnds, err_bnds_norm, err_bnds_comp,
nparams, params, work, rwork, info )

call zgbrfsx( trans, equed, n, kl, ku, nrhs, ab, ldab, afb, ldaafb, ipiv, r,
c, b, ldb, x, ldx, rcond, berr, n_err_bnds, err_bnds_norm, err_bnds_comp,
nparams, params, work, rwork, info )
```

Description

This routine is declared in `mkl_lapack.fi` for FORTRAN 77 interface and in `mkl_lapack.h` for C interface.

The routine improves the computed solution to a system of linear equations and provides error bounds and backward error estimates for the solution. In addition to a normwise error bound, the code provides a maximum componentwise error bound, if possible. See comments for *err_bnds_norm* and *err_bnds_comp* for details of the error bounds.

The original system of linear equations may have been equilibrated before calling this routine, as described by the parameters *equed*, *r*, and *c* below. In this case, the solution and error bounds returned are for the original unequilibrated system.

Input Parameters

<i>trans</i>	<p>CHARACTER*1. Must be 'N', 'T', or 'C'.</p> <p>Specifies the form of the system of equations:</p> <p>If <i>trans</i> = 'N', the system has the form $A * X = B$ (No transpose).</p> <p>If <i>trans</i> = 'T', the system has the form $A^{**T} * X = B$ (Transpose).</p> <p>If <i>trans</i> = 'C', the system has the form $A^{**H} * X = B$ (Conjugate transpose = Transpose).</p>
<i>equed</i>	<p>CHARACTER*1. Must be 'N', 'R', 'C', or 'B'.</p> <p>Specifies the form of equilibration that was done to <i>A</i> before calling this routine.</p> <p>If <i>equed</i> = 'N', no equilibration was done.</p> <p>If <i>equed</i> = 'R', row equilibration was done, that is, <i>A</i> has been premultiplied by <i>diag(r)</i>.</p> <p>If <i>equed</i> = 'C', column equilibration was done, that is, <i>A</i> has been postmultiplied by <i>diag(c)</i>.</p> <p>If <i>equed</i> = 'B', both row and column equilibration was done, that is, <i>A</i> has been replaced by $diag(r) * A * diag(c)$. The right-hand side <i>B</i> has been changed accordingly.</p>
<i>n</i>	<p>INTEGER. The number of linear equations; the order of the matrix <i>A</i>; $n \geq 0$.</p>
<i>kl</i>	<p>INTEGER. The number of subdiagonals within the band of <i>A</i>; $kl \geq 0$.</p>
<i>ku</i>	<p>INTEGER. The number of superdiagonals within the band of <i>A</i>; $ku \geq 0$.</p>
<i>nrhs</i>	<p>INTEGER. The number of right-hand sides; the number of columns of the matrices <i>B</i> and <i>X</i>; $nrhs \geq 0$.</p>

ab, afb, b, work

REAL for sgbrfsx
 DOUBLE PRECISION for dgbrfsx
 COMPLEX for cgbfrfsx
 DOUBLE COMPLEX for zgbrfsx.
Arrays: *ab(ldab,*)*, *afb(ldafb,*)*, *b(lb,*)*, *work(*)*.
 The array *ab* contains the original matrix *A* in band storage, in rows 1 to *kl+ku+1*. The *j*-th column of *A* is stored in the *j*-th column of the array *ab* as follows:

$$ab(ku+1+i-j, j) = A(i, j) \text{ for } \max(1, j-ku) \leq i \leq \min(n, j+kl).$$

The array *afb* contains details of the LU factorization of the banded matrix *A* as computed by [?gbtrf](#). *U* is stored as an upper triangular banded matrix with *kl + ku* superdiagonals in rows 1 to *kl + ku + 1*. The multipliers used during the factorization are stored in rows *kl + ku + 2* to *2*kl + ku + 1*.

The array *b* contains the matrix *B* whose columns are the right-hand sides for the systems of equations. The second dimension of *b* must be at least $\max(1, nrhs)$.

work()* is a workspace array. The dimension of *work* must be at least $\max(1, 4*n)$ for real flavors, and at least $\max(1, 2*n)$ for complex flavors.

ldab

INTEGER. The first dimension of the array *ab*; *ldab* $\geq kl+ku+1$.

ldafb

INTEGER. The first dimension of the array *afb*; *ldafb* $\geq 2*kl+ku+1$.

ipiv

INTEGER.
 Array, DIMENSION at least $\max(1, n)$. Contains the pivot indices as computed by [?gbtrf](#); for row $1 \leq i \leq n$, row *i* of the matrix was interchanged with row *ipiv(i)*.

r, c

REAL for single precision flavors
 DOUBLE PRECISION for double precision flavors.
Arrays: *r(n)*, *c(n)*. The array *r* contains the row scale factors for *A*, and the array *c* contains the column scale factors for *A*.

If *equed* = 'R' or 'B', *A* is multiplied on the left by *diag(r)*; if *equed* = 'N' or 'C', *r* is not accessed. If *equed* = 'R' or 'B', each element of *r* must be positive. If *equed* = 'C' or 'B', *A* is multiplied on the right by *diag(c)*; if *equed* = 'N' or 'R', *c* is not accessed. If *equed* = 'C' or 'B', each element of *c* must be positive. Each element of *r* or *c* should be a power of the radix to ensure a reliable solution and error estimates. Scaling by powers of the radix does not cause rounding errors unless the result underflows or overflows. Rounding errors during scaling lead to refining with a matrix that is not equivalent to the input matrix, producing error estimates that may not be reliable.

ldb INTEGER. The first dimension of the array *b*; $ldb \geq \max(1, n)$.

x REAL for sgbrfsx
DOUBLE PRECISION for dgbfrfsx
COMPLEX for cgbfrfsx
DOUBLE COMPLEX for zgbfrfsx.
Array, DIMENSION (*ldx*, *).
The solution matrix *x* as computed by *sgbtrs* for real flavors or *dgbtrs* for complex flavors.

ldx INTEGER. The first dimension of the output array *x*; $ldx \geq \max(1, n)$.

n_err_bnds INTEGER. Number of error bounds to return for each right-hand side and each type (normwise or componentwise). See *err_bnds_norm* and *err_bnds_comp* descriptions in *Output Arguments* section below.

nparams INTEGER. Specifies the number of parameters set in *params*. If ≤ 0 , the *params* array is never referenced and default values are used.

params REAL for single precision flavors
DOUBLE PRECISION for double precision flavors.

Array, DIMENSION *nparams*. Specifies algorithm parameters. If an entry is less than 0.0, that entry will be filled with the default value used for that parameter. Only positions up to *nparams* are accessed; defaults are used for higher-numbered parameters. If defaults are acceptable, you can pass *nparams* = 0, which prevents the source code from accessing the *params* argument.

params(*la_linrx_itref_i* = 1) : Whether to perform iterative refinement or not. Default: 1.0 (for single precision flavors), 1.0D+0 (for double precision flavors).

- =0.0 No refinement is performed and no error bounds are computed.
- =1.0 Use the double-precision refinement algorithm, possibly with doubled-single computations if the compilation environment does not support DOUBLE PRECISION.

(Other values are reserved for future use.)

params(*la_linrx_ithresh_i* = 2) : Maximum number of residual computations allowed for refinement.

- Default 10
- Aggressive Set to 100 to permit convergence using approximate factorizations or factorizations other than *LU*. If the factorization uses a technique other than Gaussian elimination, the guarantees in *err_bnds_norm* and *err_bnds_comp* may no longer be trustworthy.

params(*la_linrx_cwise_i* = 3) : Flag determining if the code will attempt to find a solution with a small componentwise relative error in the double-precision algorithm. Positive is true, 0.0 is false. Default: 1.0 (attempt componentwise convergence).

iwork INTEGER. Workspace array, DIMENSION at least max(1, *n*); used in real flavors only.

rwork REAL for single precision flavors
DOUBLE PRECISION for double precision flavors.

Workspace array, DIMENSION at least $\max(1, 3*n)$; used in complex flavors only.

Output Parameters

<i>x</i>	<p>REAL for sgbrfsx DOUBLE PRECISION for dgbrfsx COMPLEX for cgbfrfsx DOUBLE COMPLEX for zgbrfsx. The improved solution matrix <i>x</i>.</p>
<i>rcond</i>	<p>REAL for single precision flavors DOUBLE PRECISION for double precision flavors. Reciprocal scaled condition number. An estimate of the reciprocal Skeel condition number of the matrix <i>A</i> after equilibration (if done). If <i>rcond</i> is less than the machine precision, in particular, if <i>rcond</i> = 0, the matrix is singular to working precision. Note that the error may still be small even if this number is very small and the matrix appears ill-conditioned.</p>
<i>berr</i>	<p>REAL for single precision flavors DOUBLE PRECISION for double precision flavors. Array, DIMENSION at least $\max(1, nrhs)$. Contains the componentwise relative backward error for each solution vector $x(j)$, that is, the smallest relative change in any element of <i>A</i> or <i>B</i> that makes $x(j)$ an exact solution.</p>
<i>err_bnds_norm</i>	<p>REAL for single precision flavors DOUBLE PRECISION for double precision flavors. Array, DIMENSION $(nrhs, n_err_bnds)$. For each right-hand side, contains information about various error bounds and condition numbers corresponding to the normwise relative error, which is defined as follows: Normwise relative error in the <i>i</i>-th solution vector</p> $\frac{\max_j X_{true_{ji}} - X_{ji} }{\max_j X_{ji} }$ <p>The array is indexed by the type of error information as described below. There are currently up to three pieces of information returned.</p>

The first index in `err_bnds_norm(i,:)` corresponds to the *i*-th right-hand side.

The second index in `err_bnds_norm(:,err)` contains the following three fields:

- `err=1` "Trust/don't trust" boolean. Trust the answer if the reciprocal condition number is less than the threshold $\sqrt{n} * \text{slamch}(\epsilon)$ for single precision flavors and $\sqrt{n} * \text{dlamch}(\epsilon)$ for double precision flavors.
- `err=2` "Guaranteed" error bound. The estimated forward error, almost certainly within a factor of 10 of the true error so long as the next entry is greater than the threshold $\sqrt{n} * \text{slamch}(\epsilon)$ for single precision flavors and $\sqrt{n} * \text{dlamch}(\epsilon)$ for double precision flavors. This error bound should only be trusted if the previous boolean is true.
- `err=3` Reciprocal condition number. Estimated normwise reciprocal condition number. Compared with the threshold $\sqrt{n} * \text{slamch}(\epsilon)$ for single precision flavors and $\sqrt{n} * \text{dlamch}(\epsilon)$ for double precision flavors to determine if the error estimate is "guaranteed". These reciprocal condition numbers are $1 / (\text{norm}(1/z, \text{inf}) * \text{norm}(z, \text{inf}))$ for some appropriately scaled matrix *z*. Let $z = s * a$, where *s* scales each row by a power of the radix so all absolute row sums of *z* are approximately 1.

`err_bnds_comp`

REAL for single precision flavors

DOUBLE PRECISION for double precision flavors.

Array, DIMENSION (*nrhs*, *n_err_bnds*). For each right-hand side, contains information about various error bounds and condition numbers corresponding to the componentwise relative error, which is defined as follows:

Componentwise relative error in the *i*-th solution vector:

$$\max_j \frac{|X_{true_{ji}} - X_{ji}|}{|X_{ji}|}$$

The array is indexed by the right-hand side *i*, on which the componentwise relative error depends, and by the type of error information as described below. There are currently up to three pieces of information returned for each right-hand side. If componentwise accuracy is not requested (*params*(3) = 0.0), then *err_bnds_comp* is not accessed. If *n_err_bnds* < 3, then at most the first (*:*, *n_err_bnds*) entries are returned.

The first index in *err_bnds_comp*(*i*, *:*) corresponds to the *i*-th right-hand side.

The second index in *err_bnds_comp*(*:*, *err*) contains the following three fields:

- | | |
|---------------|---|
| <i>err</i> =1 | "Trust/don't trust" boolean. Trust the answer if the reciprocal condition number is less than the threshold <i>sqrt</i> (<i>n</i>) * <i>slamch</i> (ϵ) for single precision flavors and <i>sqrt</i> (<i>n</i>) * <i>diamch</i> (ϵ) for double precision flavors. |
| <i>err</i> =2 | "Guaranteed" error bound. The estimated forward error, almost certainly within a factor of 10 of the true error so long as the next entry is greater than the threshold <i>sqrt</i> (<i>n</i>) * <i>slamch</i> (ϵ) for single precision flavors and <i>sqrt</i> (<i>n</i>) * <i>diamch</i> (ϵ) for double precision flavors. This error bound should only be trusted if the previous boolean is true. |

err=3 Reciprocal condition number. Estimated componentwise reciprocal condition number. Compared with the threshold $\sqrt{n} * \text{slamch}(\epsilon)$ for single precision flavors and $\sqrt{n} * \text{dlamch}(\epsilon)$ for double precision flavors to determine if the error estimate is "guaranteed". These reciprocal condition numbers are $1 / (\text{norm}(1/z, \text{inf}) * \text{norm}(z, \text{inf}))$ for some appropriately scaled matrix z . Let $z = s * (a * \text{diag}(x))$, where x is the solution for the current right-hand side and s scales each row of $a * \text{diag}(x)$ by a power of the radix so all absolute row sums of z are approximately 1.

params REAL for single precision flavors
DOUBLE PRECISION for double precision flavors.
Output parameter only if the input contains erroneous values, namely, in *params*(1), *params*(2), *params*(3). In such a case, the corresponding elements of *params* are filled with default values on output.

info INTEGER. If *info* = 0, the execution is successful. The solution to every right-hand side is guaranteed.
If *info* = -*i*, the *i*-th parameter had an illegal value.
If $0 < \text{info} \leq n$: $U(\text{info}, \text{info})$ is exactly zero. The factorization has been completed, but the factor U is exactly singular, so the solution and error bounds could not be computed; *rcond* = 0 is returned.
If *info* = *n*+*j*: The solution corresponding to the *j*-th right-hand side is not guaranteed. The solutions corresponding to other right-hand sides *k* with $k > j$ may not be guaranteed as well, but only the first such right-hand side is reported. If a small componentwise error is not requested *params*(3) = 0.0, then the *j*-th right-hand side is the first with a normwise error bound that is not guaranteed (the smallest *j* such that $\text{err_bnds_norm}(j, 1) = 0.0$ or $\text{err_bnds_comp}(j, 1) = 0.0$. See the definition

of `err_bnds_norm(:,1)` and `err_bnds_comp(:,1)`. To get information about all of the right-hand sides, check `err_bnds_norm` or `err_bnds_comp`.

?gtrfs

Refines the solution of a system of linear equations with a tridiagonal matrix and estimates its error.

Syntax

FORTRAN 77:

```
call sgtrfs( trans, n, nrhs, dl, d, du, dlf, df, duf, du2, ipiv, b, ldb, x,
            ldx, ferr, berr, work, iwork, info )

call dgtrfs( trans, n, nrhs, dl, d, du, dlf, df, duf, du2, ipiv, b, ldb, x,
            ldx, ferr, berr, work, iwork, info )

call cgtrfs( trans, n, nrhs, dl, d, du, dlf, df, duf, du2, ipiv, b, ldb, x,
            ldx, ferr, berr, work, rwork, info )

call zgtrfs( trans, n, nrhs, dl, d, du, dlf, df, duf, du2, ipiv, b, ldb, x,
            ldx, ferr, berr, work, rwork, info )
```

Fortran 95:

```
call gtrfs( dl, d, du, dlf, df, duf, du2, ipiv, b, x [,trans] [,ferr] [,berr]
            [,info] )
```

Description

This routine is declared in `mkl_lapack.fi` for FORTRAN 77 interface, in `lapack.f90` for Fortran 95 interface, and in `mkl_lapack.h` for C interface.

The routine performs an iterative refinement of the solution to a system of linear equations $A * X = B$ or $A^T * X = B$ or $A^H * X = B$ with a tridiagonal matrix A , with multiple right-hand sides. For each computed solution vector x , the routine computes the *component-wise backward error* β . This error is the smallest relative perturbation in elements of A and b such that x is the exact solution of the perturbed system:

$$|\delta a_{ij}|/|a_{ij}| \leq \beta |a_{ij}|, \quad |\delta b_i|/|b_i| \leq \beta |b_i| \text{ such that } (A + \delta A) x = (b + \delta b).$$

Finally, the routine estimates the *component-wise forward error* in the computed solution $\|x - x_e\|_\infty / \|x\|_\infty$ (here x_e is the exact solution).

Before calling this routine:

- call the factorization routine `?gttrf`
- call the solver routine `?gttrs`.

Input Parameters

<code>trans</code>	<p>CHARACTER*1. Must be 'N' or 'T' or 'C'.</p> <p>Indicates the form of the equations:</p> <p>If <code>trans</code> = 'N', the system has the form $A * X = B$.</p> <p>If <code>trans</code> = 'T', the system has the form $A^T * X = B$.</p> <p>If <code>trans</code> = 'C', the system has the form $A^H * X = B$.</p>
<code>n</code>	<p>INTEGER. The order of the matrix A; $n \geq 0$.</p>
<code>nrhs</code>	<p>INTEGER. The number of right-hand sides, that is, the number of columns of the matrix B; $nrhs \geq 0$.</p>
<code>dl,d,du,dlf,</code> <code>df,duf,du2,</code> <code>b,x,work</code>	<p>REAL for <code>sgtrfs</code></p> <p>DOUBLE PRECISION for <code>dgtrfs</code></p> <p>COMPLEX for <code>cgtrfs</code></p> <p>DOUBLE COMPLEX for <code>zgtrfs</code>.</p> <p>Arrays:</p> <p><code>dl</code>, dimension $(n - 1)$, contains the subdiagonal elements of A.</p> <p><code>d</code>, dimension (n), contains the diagonal elements of A.</p> <p><code>du</code>, dimension $(n - 1)$, contains the superdiagonal elements of A.</p> <p><code>dlf</code>, dimension $(n - 1)$, contains the $(n - 1)$ multipliers that define the matrix L from the LU factorization of A as computed by <code>?gttrf</code>.</p> <p><code>df</code>, dimension (n), contains the n diagonal elements of the upper triangular matrix U from the LU factorization of A.</p> <p><code>duf</code>, dimension $(n - 1)$, contains the $(n - 1)$ elements of the first superdiagonal of U.</p> <p><code>du2</code>, dimension $(n - 2)$, contains the $(n - 2)$ elements of the second superdiagonal of U.</p> <p><code>b(ldb, nrhs)</code> contains the right-hand side matrix B.</p> <p><code>x(ldx, nrhs)</code> contains the solution matrix X, as computed by <code>?gttrs</code>.</p> <p><code>work(*)</code> is a workspace array; the dimension of <code>work</code> must be at least $\max(1, 3 * n)$ for real flavors and $\max(1, 2 * n)$ for complex flavors.</p>

<i>ldb</i>	INTEGER. The first dimension of <i>b</i> ; $ldb \geq \max(1, n)$.
<i>ldx</i>	INTEGER. The first dimension of <i>x</i> ; $ldx \geq \max(1, n)$.
<i>ipiv</i>	INTEGER. Array, DIMENSION at least $\max(1, n)$. The <i>ipiv</i> array, as returned by ?gttrf .
<i>iwork</i>	INTEGER. Workspace array, DIMENSION (<i>n</i>). Used for real flavors only.
<i>rwork</i>	REAL for <i>cgtrfs</i> DOUBLE PRECISION for <i>zgtrfs</i> . Workspace array, DIMENSION (<i>n</i>). Used for complex flavors only.

Output Parameters

<i>x</i>	The refined solution matrix <i>X</i> .
<i>ferr, berr</i>	REAL for single precision flavors DOUBLE PRECISION for double precision flavors. Arrays, DIMENSION at least $\max(1, nrhs)$. Contain the component-wise forward and backward errors, respectively, for each solution vector.
<i>info</i>	INTEGER. If <i>info</i> = 0, the execution is successful. If <i>info</i> = - <i>i</i> , the <i>i</i> -th parameter had an illegal value.

Fortran 95 Interface Notes

Routines in Fortran 95 interface have fewer arguments in the calling sequence than their FORTRAN 77 counterparts. For general conventions applied to skip redundant or reconstructible arguments, see [Fortran 95 Interface Conventions](#).

Specific details for the routine *gtrfs* interface are as follows:

<i>dl</i>	Holds the vector of length (<i>n</i> -1).
<i>d</i>	Holds the vector of length <i>n</i> .
<i>du</i>	Holds the vector of length (<i>n</i> -1).
<i>dlf</i>	Holds the vector of length (<i>n</i> -1).
<i>df</i>	Holds the vector of length <i>n</i> .
<i>duf</i>	Holds the vector of length (<i>n</i> -1).
<i>du2</i>	Holds the vector of length (<i>n</i> -2).
<i>ipiv</i>	Holds the vector of length <i>n</i> .
<i>b</i>	Holds the matrix <i>B</i> of size (<i>n</i> , <i>nrhs</i>).

<i>x</i>	Holds the matrix <i>x</i> of size (<i>n</i> , <i>nrhs</i>).
<i>ferr</i>	Holds the vector of length (<i>nrhs</i>).
<i>berr</i>	Holds the vector of length (<i>nrhs</i>).
<i>trans</i>	Must be 'N', 'C', or 'T'. The default value is 'N'.

?porfs

Refines the solution of a system of linear equations with a symmetric (Hermitian) positive-definite matrix and estimates its error.

Syntax

FORTRAN 77:

```
call sporfs( uplo, n, nrhs, a, lda, af, ldaf, b, ldb, x, ldx, ferr, berr,
work, iwork, info )

call dporfs( uplo, n, nrhs, a, lda, af, ldaf, b, ldb, x, ldx, ferr, berr,
work, iwork, info )

call cporfs( uplo, n, nrhs, a, lda, af, ldaf, b, ldb, x, ldx, ferr, berr,
work, rwork, info )

call zporfs( uplo, n, nrhs, a, lda, af, ldaf, b, ldb, x, ldx, ferr, berr,
work, rwork, info )
```

Fortran 95:

```
call porfs( a, af, b, x [,uplo] [,ferr] [,berr] [,info] )
```

Description

This routine is declared in `mkl_lapack.fi` for FORTRAN 77 interface, in `lapack.f90` for Fortran 95 interface, and in `mkl_lapack.h` for C interface.

The routine performs an iterative refinement of the solution to a system of linear equations $A \cdot X = B$ with a symmetric (Hermitian) positive definite matrix *A*, with multiple right-hand sides. For each computed solution vector *x*, the routine computes the *component-wise backward error* β . This error is the smallest relative perturbation in elements of *A* and *b* such that *x* is the exact solution of the perturbed system:

$$|\delta a_{ij}| \leq \beta |a_{ij}|, \quad |\delta b_i| \leq \beta |b_i| \text{ such that } (A + \delta A) x = (b + \delta b).$$

Finally, the routine estimates the *component-wise forward error* in the computed solution $\|x - x_e\|_\infty / \|x\|_\infty$ (here x_e is the exact solution).

Before calling this routine:

- call the factorization routine `?potrf`
- call the solver routine `?potrs`.

Input Parameters

<code>uplo</code>	CHARACTER*1. Must be 'U' or 'L'. If <code>uplo</code> = 'U', the upper triangle of A is stored. If <code>uplo</code> = 'L', the lower triangle of A is stored.
<code>n</code>	INTEGER. The order of the matrix A ; $n \geq 0$.
<code>nrhs</code>	INTEGER. The number of right-hand sides; $nrhs \geq 0$.
<code>a,af,b,x,work</code>	REAL for <code>sporfs</code> DOUBLE PRECISION for <code>dporfs</code> COMPLEX for <code>cporfs</code> DOUBLE COMPLEX for <code>zporfs</code> . Arrays: <code>a(lda,*)</code> contains the original matrix A , as supplied to <code>?potrf</code> . <code>af(ldaf,*)</code> contains the factored matrix A , as returned by <code>?potrf</code> . <code>b(ldb,*)</code> contains the right-hand side matrix B . <code>x(ldx,*)</code> contains the solution matrix X . <code>work(*)</code> is a workspace array. The second dimension of <code>a</code> and <code>af</code> must be at least $\max(1, n)$; the second dimension of <code>b</code> and <code>x</code> must be at least $\max(1, nrhs)$; the dimension of <code>work</code> must be at least $\max(1, 3*n)$ for real flavors and $\max(1, 2*n)$ for complex flavors.
<code>lda</code>	INTEGER. The first dimension of <code>a</code> ; $lda \geq \max(1, n)$.
<code>ldaf</code>	INTEGER. The first dimension of <code>af</code> ; $ldaf \geq \max(1, n)$.
<code>ldb</code>	INTEGER. The first dimension of <code>b</code> ; $ldb \geq \max(1, n)$.
<code>ldx</code>	INTEGER. The first dimension of <code>x</code> ; $ldx \geq \max(1, n)$.
<code>iwork</code>	INTEGER. Workspace array, DIMENSION at least $\max(1, n)$.
<code>rwork</code>	REAL for <code>cporfs</code>

DOUBLE PRECISION for `zporfs`.
 Workspace array, DIMENSION at least $\max(1, n)$.

Output Parameters

<i>x</i>	The refined solution matrix <i>X</i> .
<i>ferr</i> , <i>berr</i>	REAL for single precision flavors DOUBLE PRECISION for double precision flavors. Arrays, DIMENSION at least $\max(1, nrhs)$. Contain the component-wise forward and backward errors, respectively, for each solution vector.
<i>info</i>	INTEGER. If <i>info</i> = 0, the execution is successful. If <i>info</i> = - <i>i</i> , the <i>i</i> -th parameter had an illegal value.

Fortran 95 Interface Notes

Routines in Fortran 95 interface have fewer arguments in the calling sequence than their FORTRAN 77 counterparts. For general conventions applied to skip redundant or reconstructible arguments, see [Fortran 95 Interface Conventions](#).

Specific details for the routine `porfs` interface are as follows:

<i>a</i>	Holds the matrix <i>A</i> of size (n, n) .
<i>af</i>	Holds the matrix <i>AF</i> of size (n, n) .
<i>b</i>	Holds the matrix <i>B</i> of size $(n, nrhs)$.
<i>x</i>	Holds the matrix <i>X</i> of size $(n, nrhs)$.
<i>ferr</i>	Holds the vector of length $(nrhs)$.
<i>berr</i>	Holds the vector of length $(nrhs)$.
<i>uplo</i>	Must be 'U' or 'L'. The default value is 'U'.

Application Notes

The bounds returned in *ferr* are not rigorous, but in practice they almost always overestimate the actual error.

For each right-hand side, computation of the backward error involves a minimum of $4n^2$ floating-point operations (for real flavors) or $16n^2$ operations (for complex flavors). In addition, each step of iterative refinement involves $6n^2$ operations (for real flavors) or $24n^2$ operations (for complex flavors); the number of iterations may range from 1 to 5. Estimating the forward

error involves solving a number of systems of linear equations $A^*x = b$; the number is usually 4 or 5 and never more than 11. Each solution requires approximately $2n^2$ floating-point operations for real flavors or $8n^2$ for complex flavors.

?porfsx

Uses extra precise iterative refinement to improve the solution to the system of linear equations with a symmetric/Hermitian positive-definite matrix A and provides error bounds and backward error estimates.

Syntax

FORTRAN 77:

```
call sporfsx( uplo, equed, n, nrhs, a, lda, af, ldaf, s, b, ldb, x, ldx, rcond,
berr, n_err_bnds, err_bnds_norm, err_bnds_comp, nparams, params, work, iwork,
info )

call dporfsx( uplo, equed, n, nrhs, a, lda, af, ldaf, s, b, ldb, x, ldx, rcond,
berr, n_err_bnds, err_bnds_norm, err_bnds_comp, nparams, params, work, iwork,
info )

call cporfsx( uplo, equed, n, nrhs, a, lda, af, ldaf, s, b, ldb, x, ldx, rcond,
berr, n_err_bnds, err_bnds_norm, err_bnds_comp, nparams, params, work, rwork,
info )

call zporfsx( uplo, equed, n, nrhs, a, lda, af, ldaf, s, b, ldb, x, ldx, rcond,
berr, n_err_bnds, err_bnds_norm, err_bnds_comp, nparams, params, work, rwork,
info )
```

Description

This routine is declared in `mk1_lapack.fi` for FORTRAN 77 interface and in `mk1_lapack.h` for C interface.

The routine improves the computed solution to a system of linear equations and provides error bounds and backward error estimates for the solution. In addition to a normwise error bound, the code provides a maximum componentwise error bound, if possible. See comments for `err_bnds_norm` and `err_bnds_comp` for details of the error bounds.

The original system of linear equations may have been equilibrated before calling this routine, as described by the parameters *equed* and *s* below. In this case, the solution and error bounds returned are for the original unequilibrated system.

Input Parameters

<i>uplo</i>	<p>CHARACTER*1. Must be 'U' or 'L'.</p> <p>Indicates whether the upper or lower triangular part of <i>A</i> is stored:</p> <p>If <i>uplo</i> = 'U', the upper triangle of <i>A</i> is stored.</p> <p>If <i>uplo</i> = 'L', the lower triangle of <i>A</i> is stored.</p>
<i>equed</i>	<p>CHARACTER*1. Must be 'N' or 'Y'.</p> <p>Specifies the form of equilibration that was done to <i>A</i> before calling this routine.</p> <p>If <i>equed</i> = 'N', no equilibration was done.</p> <p>If <i>equed</i> = 'Y', both row and column equilibration was done, that is, <i>A</i> has been replaced by <i>diag(s)*A*diag(s)</i>. The right-hand side <i>B</i> has been changed accordingly.</p>
<i>n</i>	<p>INTEGER. The number of linear equations; the order of the matrix <i>A</i>; $n \geq 0$.</p>
<i>nrhs</i>	<p>INTEGER. The number of right-hand sides; the number of columns of the matrices <i>B</i> and <i>X</i>; $nrhs \geq 0$.</p>
<i>a, af, b, work</i>	<p>REAL for <i>sporfxx</i> DOUBLE PRECISION for <i>dporfxx</i> COMPLEX for <i>cporfxx</i> DOUBLE COMPLEX for <i>zporfxx</i>.</p> <p>Arrays: <i>a(lda,*)</i>, <i>af(ldaf,*)</i>, <i>b(ldb,*)</i>, <i>work(*)</i>.</p> <p>The array <i>a</i> contains the symmetric/Hermitian matrix <i>A</i> as specified by <i>uplo</i>. If <i>uplo</i> = 'U', the leading <i>n</i>-by-<i>n</i> upper triangular part of <i>a</i> contains the upper triangular part of the matrix <i>A</i> and the strictly lower triangular part of <i>a</i> is not referenced. If <i>uplo</i> = 'L', the leading <i>n</i>-by-<i>n</i> lower triangular part of <i>a</i> contains the lower triangular part of the matrix <i>A</i> and the strictly upper triangular part of <i>a</i> is not referenced. The second dimension of <i>a</i> must be at least $\max(1, n)$.</p>

The array *af* contains the triangular factor *L* or *U* from the Cholesky factorization $A = U^*T^*U$ or $A = L^*L^*T$ as computed by [spotrf](#) for real flavors or [dpotrf](#) for complex flavors.

The array *b* contains the matrix *B* whose columns are the right-hand sides for the systems of equations. The second dimension of *b* must be at least $\max(1, nrhs)$.

work(*) is a workspace array. The dimension of *work* must be at least $\max(1, 4*n)$ for real flavors, and at least $\max(1, 2*n)$ for complex flavors.

lda INTEGER. The first dimension of *a*; $lda \geq \max(1, n)$.

ldaf INTEGER. The first dimension of *af*; $ldaf \geq \max(1, n)$.

s REAL for single precision flavors
DOUBLE PRECISION for double precision flavors.
Array, DIMENSION (*n*). The array *s* contains the scale factors for *A*.
If *equed* = 'N', *s* is not accessed.
If *equed* = 'Y', each element of *s* must be positive.
Each element of *s* should be a power of the radix to ensure a reliable solution and error estimates. Scaling by powers of the radix does not cause rounding errors unless the result underflows or overflows. Rounding errors during scaling lead to refining with a matrix that is not equivalent to the input matrix, producing error estimates that may not be reliable.

ldb INTEGER. The first dimension of the array *b*; $ldb \geq \max(1, n)$.

x REAL for [sporfsx](#)
DOUBLE PRECISION for [dporfsx](#)
COMPLEX for [cporfsx](#)
DOUBLE COMPLEX for [zporfsx](#).
Array, DIMENSION (*ldx*, *).
The solution matrix *x* as computed by [?potrs](#)

ldx INTEGER. The first dimension of the output array *x*; $ldx \geq \max(1, n)$.

<i>n_err_bnds</i>	INTEGER. Number of error bounds to return for each right hand side and each type (normwise or componentwise). See <i>err_bnds_norm</i> and <i>err_bnds_comp</i> descriptions in <i>Output Arguments</i> section below.
<i>nparams</i>	INTEGER. Specifies the number of parameters set in <i>params</i> . If ≤ 0 , the <i>params</i> array is never referenced and default values are used.
<i>params</i>	<p>REAL for single precision flavors DOUBLE PRECISION for double precision flavors.</p> <p>Array, DIMENSION <i>nparams</i>. Specifies algorithm parameters. If an entry is less than 0.0, that entry will be filled with the default value used for that parameter. Only positions up to <i>nparams</i> are accessed; defaults are used for higher-numbered parameters. If defaults are acceptable, you can pass <i>nparams</i> = 0, which prevents the source code from accessing the <i>params</i> argument.</p> <p><i>params</i>(<i>la_linrx_itref_i</i> = 1) : Whether to perform iterative refinement or not. Default: 1.0 (for single precision flavors), 1.0D+0 (for double precision flavors).</p> <p>=0.0 No refinement is performed and no error bounds are computed.</p> <p>=1.0 Use the double-precision refinement algorithm, possibly with doubled-single computations if the compilation environment does not support DOUBLE PRECISION.</p> <p>(Other values are reserved for future use.)</p> <p><i>params</i>(<i>la_linrx_ithresh_i</i> = 2) : Maximum number of residual computations allowed for refinement.</p> <p>Default 10</p> <p>Aggressive Set to 100 to permit convergence using approximate factorizations or factorizations other than <i>LU</i>. If the factorization uses a technique other than Gaussian elimination, the guarantees in <i>err_bnds_norm</i> and <i>err_bnds_comp</i> may no longer be trustworthy.</p>

`params(la_linrx_cwise_i = 3)` : Flag determining if the code will attempt to find a solution with a small componentwise relative error in the double-precision algorithm. Positive is true, 0.0 is false. Default: 1.0 (attempt componentwise convergence).

`iwork` INTEGER. Workspace array, DIMENSION at least $\max(1, n)$; used in real flavors only.

`rwork` REAL for single precision flavors
DOUBLE PRECISION for double precision flavors.
Workspace array, DIMENSION at least $\max(1, 3*n)$; used in complex flavors only.

Output Parameters

`x` REAL for `sporfsx`
DOUBLE PRECISION for `dporfsx`
COMPLEX for `cporfsx`
DOUBLE COMPLEX for `zporfsx`.
The improved solution matrix X .

`rcond` REAL for single precision flavors
DOUBLE PRECISION for double precision flavors.
Reciprocal scaled condition number. An estimate of the reciprocal Skeel condition number of the matrix A after equilibration (if done). If `rcond` is less than the machine precision, in particular, if `rcond` = 0, the matrix is singular to working precision. Note that the error may still be small even if this number is very small and the matrix appears ill-conditioned.

`berr` REAL for single precision flavors
DOUBLE PRECISION for double precision flavors.
Array, DIMENSION at least $\max(1, nrhs)$. Contains the componentwise relative backward error for each solution vector $x(j)$, that is, the smallest relative change in any element of A or B that makes $x(j)$ an exact solution.

`err_bnds_norm` REAL for single precision flavors
DOUBLE PRECISION for double precision flavors.

Array, DIMENSION (*nrhs*, *n_err_bnds*). For each right-hand side, contains information about various error bounds and condition numbers corresponding to the normwise relative error, which is defined as follows:

Normwise relative error in the *i*-th solution vector

$$\frac{\max_j |X_{true_{ji}} - X_{ji}|}{\max_j |X_{ji}|}$$

The array is indexed by the type of error information as described below. There are currently up to three pieces of information returned.

The first index in *err_bnds_norm*(*i*, :) corresponds to the *i*-th right-hand side.

The second index in *err_bnds_norm*(:, *err*) contains the following three fields:

- | | |
|---------------|---|
| <i>err</i> =1 | "Trust/don't trust" boolean. Trust the answer if the reciprocal condition number is less than the threshold <i>sqrt</i> (<i>n</i>) * <i>slamch</i> (ϵ) for single precision flavors and <i>sqrt</i> (<i>n</i>) * <i>dlamch</i> (ϵ) for double precision flavors. |
| <i>err</i> =2 | "Guaranteed" error bound. The estimated forward error, almost certainly within a factor of 10 of the true error so long as the next entry is greater than the threshold <i>sqrt</i> (<i>n</i>) * <i>slamch</i> (ϵ) for single precision flavors and <i>sqrt</i> (<i>n</i>) * <i>dlamch</i> (ϵ) for double precision flavors. This error bound should only be trusted if the previous boolean is true. |
| <i>err</i> =3 | Reciprocal condition number. Estimated normwise reciprocal condition number. Compared with the threshold <i>sqrt</i> (<i>n</i>) * <i>slamch</i> (ϵ) for single precision flavors and <i>sqrt</i> (<i>n</i>) * <i>dlamch</i> (ϵ) for double precision flavors to determine if the error |

estimate is "guaranteed". These reciprocal condition numbers are

$1 / (\text{norm}(1/z, \text{inf}) * \text{norm}(z, \text{inf}))$ for some appropriately scaled matrix z .

Let $z = s * a$, where s scales each row by a power of the radix so all absolute row sums of z are approximately 1.

`err_bnds_comp`

REAL for single precision flavors

DOUBLE PRECISION for double precision flavors.

Array, DIMENSION (*nrhs*, *n_err_bnds*). For each right-hand side, contains information about various error bounds and condition numbers corresponding to the componentwise relative error, which is defined as follows:

Componentwise relative error in the i -th solution vector:

$$\max_j \frac{|X_{\text{true}_{ji}} - X_{ji}|}{|X_{ji}|}$$

The array is indexed by the right-hand side i , on which the componentwise relative error depends, and by the type of error information as described below. There are currently up to three pieces of information returned for each right-hand side. If componentwise accuracy is not requested (*params*(3) = 0.0), then `err_bnds_comp` is not accessed. If *n_err_bnds* < 3, then at most the first ($(:, n_err_bnds)$) entries are returned.

The first index in `err_bnds_comp(i, :)` corresponds to the i -th right-hand side.

The second index in `err_bnds_comp(:, err)` contains the following three fields:

`err=1` "Trust/don't trust" boolean. Trust the answer if the reciprocal condition number is less than the threshold $\sqrt{n} * \text{slamch}(\epsilon)$ for single precision flavors and $\sqrt{n} * \text{dlamch}(\epsilon)$ for double precision flavors.

err=2 "Guaranteed" error bound. The estimated forward error, almost certainly within a factor of 10 of the true error so long as the next entry is greater than the threshold $\sqrt{n} * \text{slamch}(\epsilon)$ for single precision flavors and $\sqrt{n} * \text{dlamch}(\epsilon)$ for double precision flavors. This error bound should only be trusted if the previous boolean is true.

err=3 Reciprocal condition number. Estimated componentwise reciprocal condition number. Compared with the threshold $\sqrt{n} * \text{slamch}(\epsilon)$ for single precision flavors and $\sqrt{n} * \text{dlamch}(\epsilon)$ for double precision flavors to determine if the error estimate is "guaranteed". These reciprocal condition numbers are $1 / (\text{norm}(1/z, \text{inf}) * \text{norm}(z, \text{inf}))$ for some appropriately scaled matrix z . Let $z = s * (a * \text{diag}(x))$, where x is the solution for the current right-hand side and s scales each row of $a * \text{diag}(x)$ by a power of the radix so all absolute row sums of z are approximately 1.

params REAL for single precision flavors
DOUBLE PRECISION for double precision flavors.
Output parameter only if the input contains erroneous values. namely, in *params(1)*, *params(2)*, *params(3)*. In such a case, the corresponding elements of *params* are filled with default values on output.

info INTEGER. If *info* = 0, the execution is successful. The solution to every right-hand side is guaranteed. If *info* = -*i*, the *i*-th parameter had an illegal value.

If $0 < \text{info} \leq n$: $U(\text{info}, \text{info})$ is exactly zero. The factorization has been completed, but the factor U is exactly singular, so the solution and error bounds could not be computed; $\text{rcond} = 0$ is returned.

If $\text{info} = n+j$: The solution corresponding to the j -th right-hand side is not guaranteed. The solutions corresponding to other right-hand sides k with $k > j$ may not be guaranteed as well, but only the first such right-hand side is reported. If a small componentwise error is not requested $\text{params}(3) = 0.0$, then the j -th right-hand side is the first with a normwise error bound that is not guaranteed (the smallest j such that $\text{err_bnds_norm}(j,1) = 0.0$ or $\text{err_bnds_comp}(j,1) = 0.0$. See the definition of $\text{err_bnds_norm}(:,1)$ and $\text{err_bnds_comp}(:,1)$. To get information about all of the right-hand sides, check err_bnds_norm or err_bnds_comp .

?pprfs

Refines the solution of a system of linear equations with a packed symmetric (Hermitian) positive-definite matrix and estimates its error.

Syntax

FORTRAN 77:

```
call spprfs( uplo, n, nrhs, ap, afp, b, ldb, x, ldx, ferr, berr, work, iwork,
info )

call dpprfs( uplo, n, nrhs, ap, afp, b, ldb, x, ldx, ferr, berr, work, iwork,
info )

call cpprfs( uplo, n, nrhs, ap, afp, b, ldb, x, ldx, ferr, berr, work, rwork,
info )

call zpprfs( uplo, n, nrhs, ap, afp, b, ldb, x, ldx, ferr, berr, work, rwork,
info )
```

Fortran 95:

```
call pprfs( ap, afp, b, x [,uplo] [,ferr] [,berr] [,info] )
```

Description

This routine is declared in `mkl_lapack.fi` for FORTRAN 77 interface, in `lapack.f90` for Fortran 95 interface, and in `mkl_lapack.h` for C interface.

The routine performs an iterative refinement of the solution to a system of linear equations $A * X = B$ with a packed symmetric (Hermitian) positive definite matrix A , with multiple right-hand sides. For each computed solution vector x , the routine computes the *component-wise backward error* β . This error is the smallest relative perturbation in elements of A and b such that x is the exact solution of the perturbed system:

$$|\delta a_{ij}| \leq \beta |a_{ij}|, \quad |\delta b_i| \leq \beta |b_i| \text{ such that } (A + \delta A)x = (b + \delta b).$$

Finally, the routine estimates the *component-wise forward error* in the computed solution $\|x - x_e\|_\infty / \|x\|_\infty$ (here x_e is the exact solution).

Before calling this routine:

- call the factorization routine `?pptrf`
- call the solver routine `?pptrs`.

Input Parameters

<code>uplo</code>	CHARACTER*1. Must be 'U' or 'L'. Indicates how the input matrix A has been factored: If <code>uplo</code> = 'U', the upper triangle of A is stored. If <code>uplo</code> = 'L', the lower triangle of A is stored.
<code>n</code>	INTEGER. The order of the matrix A ; $n \geq 0$.
<code>nrhs</code>	INTEGER. The number of right-hand sides; $nrhs \geq 0$.
<code>ap,afp,b,x,work</code>	REAL for <code>spprfs</code> DOUBLE PRECISION for <code>dpprfs</code> COMPLEX for <code>cpprfs</code> DOUBLE COMPLEX for <code>zpprfs</code> . Arrays: <code>ap(*)</code> contains the original packed matrix A , as supplied to <code>?pptrf</code> . <code>afp(*)</code> contains the factored packed matrix A , as returned by <code>?pptrf</code> . <code>b(ldb,*)</code> contains the right-hand side matrix B . <code>x(ldx,*)</code> contains the solution matrix X . <code>work(*)</code> is a workspace array.

The dimension of arrays *ap* and *afp* must be at least $\max(1, n(n+1)/2)$; the second dimension of *b* and *x* must be at least $\max(1, nrhs)$; the dimension of *work* must be at least $\max(1, 3*n)$ for real flavors and $\max(1, 2*n)$ for complex flavors.

ldb INTEGER. The first dimension of *b*; $ldb \geq \max(1, n)$.

ldx INTEGER. The first dimension of *x*; $ldx \geq \max(1, n)$.

iwork INTEGER. Workspace array, DIMENSION at least $\max(1, n)$.

rwork REAL for *cpprfs*
DOUBLE PRECISION for *zpprfs*.
Workspace array, DIMENSION at least $\max(1, n)$.

Output Parameters

x The refined solution matrix *X*.

ferr, berr REAL for single precision flavors.
DOUBLE PRECISION for double precision flavors.
Arrays, DIMENSION at least $\max(1, nrhs)$. Contain the component-wise forward and backward errors, respectively, for each solution vector.

info INTEGER. If *info*=0, the execution is successful.
If *info* = -*i*, the *i*-th parameter had an illegal value.

Fortran 95 Interface Notes

Routines in Fortran 95 interface have fewer arguments in the calling sequence than their FORTRAN 77 counterparts. For general conventions applied to skip redundant or reconstructible arguments, see [Fortran 95 Interface Conventions](#).

Specific details for the routine *pprfs* interface are as follows:

ap Holds the array *A* of size $(n*(n+1)/2)$.

afp Holds the array *AF* of size $(n*(n+1)/2)$.

b Holds the matrix *B* of size $(n, nrhs)$.

x Holds the matrix *X* of size $(n, nrhs)$.

ferr Holds the vector of length $(nrhs)$.

berr Holds the vector of length $(nrhs)$.

uplo Must be 'U' or 'L'. The default value is 'U'.

Application Notes

The bounds returned in *ferr* are not rigorous, but in practice they almost always overestimate the actual error.

For each right-hand side, computation of the backward error involves a minimum of $4n^2$ floating-point operations (for real flavors) or $16n^2$ operations (for complex flavors). In addition, each step of iterative refinement involves $6n^2$ operations (for real flavors) or $24n^2$ operations (for complex flavors); the number of iterations may range from 1 to 5.

Estimating the forward error involves solving a number of systems of linear equations $A^*x = b$; the number of systems is usually 4 or 5 and never more than 11. Each solution requires approximately $2n^2$ floating-point operations for real flavors or $8n^2$ for complex flavors.

?pbrfs

Refines the solution of a system of linear equations with a band symmetric (Hermitian) positive-definite matrix and estimates its error.

Syntax

FORTRAN 77:

```
call spbrfs( uplo, n, kd, nrhs, ab, ldab, afb, ldafb, b, ldb, x, ldx, ferr,
berr, work, iwork, info )

call dpbrfs( uplo, n, kd, nrhs, ab, ldab, afb, ldafb, b, ldb, x, ldx, ferr,
berr, work, iwork, info )

call cpbrfs( uplo, n, kd, nrhs, ab, ldab, afb, ldafb, b, ldb, x, ldx, ferr,
berr, work, rwork, info )

call zpbrfs( uplo, n, kd, nrhs, ab, ldab, afb, ldafb, b, ldb, x, ldx, ferr,
berr, work, rwork, info )
```

Fortran 95:

```
call pbrfs( ab, afb, b, x [,uplo] [,ferr] [,berr] [,info] )
```

Description

This routine is declared in `mk1_lapack.fi` for FORTRAN 77 interface, in `lapack.f90` for Fortran 95 interface, and in `mk1_lapack.h` for C interface.

The routine performs an iterative refinement of the solution to a system of linear equations $A^*X = B$ with a symmetric (Hermitian) positive definite band matrix A , with multiple right-hand sides. For each computed solution vector x , the routine computes the *component-wise backward error* β . This error is the smallest relative perturbation in elements of A and b such that x is the exact solution of the perturbed system:

$$|\delta a_{ij}| \leq \beta |a_{ij}|, \quad |\delta b_i| \leq \beta |b_i| \text{ such that } (A + \delta A)x = (b + \delta b).$$

Finally, the routine estimates the *component-wise forward error* in the computed solution $\|x - x_e\|_\infty / \|x\|_\infty$ (here x_e is the exact solution).

Before calling this routine:

- call the factorization routine [?pbtrf](#)
- call the solver routine [?pbtrs](#).

Input Parameters

<i>uplo</i>	CHARACTER*1. Must be 'U' or 'L'. Indicates how the input matrix A has been factored: If <i>uplo</i> = 'U', the upper triangle of A is stored. If <i>uplo</i> = 'L', the lower triangle of A is stored.
<i>n</i>	INTEGER. The order of the matrix A ; $n \geq 0$.
<i>kd</i>	INTEGER. The number of superdiagonals or subdiagonals in the matrix A ; $kd \geq 0$.
<i>nrhs</i>	INTEGER. The number of right-hand sides; $nrhs \geq 0$.
<i>ab,afb,b,x,work</i>	REAL for <i>spbrfs</i> DOUBLE PRECISION for <i>dpbrfs</i> COMPLEX for <i>cpbrfs</i> DOUBLE COMPLEX for <i>zpbrfs</i> . Arrays: <i>ab(ldab,*)</i> contains the original band matrix A , as supplied to ?pbtrf . <i>afb(ldafb,*)</i> contains the factored band matrix A , as returned by ?pbtrf . <i>b(ldb,*)</i> contains the right-hand side matrix B . <i>x(ldx,*)</i> contains the solution matrix X . <i>work(*)</i> is a workspace array.

The second dimension of *ab* and *afb* must be at least $\max(1, n)$; the second dimension of *b* and *x* must be at least $\max(1, nrhs)$; the dimension of *work* must be at least $\max(1, 3*n)$ for real flavors and $\max(1, 2*n)$ for complex flavors.

<i>ldab</i>	INTEGER. The first dimension of <i>ab</i> ; $ldab \geq kd + 1$.
<i>ldafb</i>	INTEGER. The first dimension of <i>afb</i> ; $ldafb \geq kd + 1$.
<i>ldb</i>	INTEGER. The first dimension of <i>b</i> ; $ldb \geq \max(1, n)$.
<i>ldx</i>	INTEGER. The first dimension of <i>x</i> ; $ldx \geq \max(1, n)$.
<i>iwork</i>	INTEGER. Workspace array, DIMENSION at least $\max(1, n)$.
<i>rwork</i>	REAL for <i>cpbrfs</i> DOUBLE PRECISION for <i>zpbrfs</i> . Workspace array, DIMENSION at least $\max(1, n)$.

Output Parameters

<i>x</i>	The refined solution matrix <i>X</i> .
<i>ferr, berr</i>	REAL for single precision flavors. DOUBLE PRECISION for double precision flavors. Arrays, DIMENSION at least $\max(1, nrhs)$. Contain the component-wise forward and backward errors, respectively, for each solution vector.
<i>info</i>	INTEGER. If <i>info</i> = 0, the execution is successful. If <i>info</i> = - <i>i</i> , the <i>i</i> -th parameter had an illegal value.

Fortran 95 Interface Notes

Routines in Fortran 95 interface have fewer arguments in the calling sequence than their FORTRAN 77 counterparts. For general conventions applied to skip redundant or reconstructible arguments, see [Fortran 95 Interface Conventions](#).

Specific details for the routine *pbrfs* interface are as follows:

<i>ab</i>	Holds the array <i>A</i> of size $(kd+1, n)$.
<i>afb</i>	Holds the array <i>AF</i> of size $(kd+1, n)$.
<i>b</i>	Holds the matrix <i>B</i> of size $(n, nrhs)$.
<i>x</i>	Holds the matrix <i>X</i> of size $(n, nrhs)$.
<i>ferr</i>	Holds the vector of length $(nrhs)$.

<i>berr</i>	Holds the vector of length (<i>nrhs</i>).
<i>uplo</i>	Must be 'U' or 'L'. The default value is 'U'.

Application Notes

The bounds returned in *ferr* are not rigorous, but in practice they almost always overestimate the actual error.

For each right-hand side, computation of the backward error involves a minimum of $8n*kd$ floating-point operations (for real flavors) or $32n*kd$ operations (for complex flavors). In addition, each step of iterative refinement involves $12n*kd$ operations (for real flavors) or $48n*kd$ operations (for complex flavors); the number of iterations may range from 1 to 5.

Estimating the forward error involves solving a number of systems of linear equations $A*x = b$; the number is usually 4 or 5 and never more than 11. Each solution requires approximately $4n*kd$ floating-point operations for real flavors or $16n*kd$ for complex flavors.

?ptrfs

Refines the solution of a system of linear equations with a symmetric (Hermitian) positive-definite tridiagonal matrix and estimates its error.

Syntax

FORTRAN 77:

```
call sptrfs( n, nrhs, d, e, df, ef, b, ldb, x, ldx, ferr, berr, work, info )
call dptrfs( n, nrhs, d, e, df, ef, b, ldb, x, ldx, ferr, berr, work, info )
call cptrfs( uplo, n, nrhs, d, e, df, ef, b, ldb, x, ldx, ferr, berr, work,
            rwork, info )
call zptrfs( uplo, n, nrhs, d, e, df, ef, b, ldb, x, ldx, ferr, berr, work,
            rwork, info )
```

Fortran 95:

```
call ptrfs( d, df, e, ef, b, x [,ferr] [,berr] [,info] )
call ptrfs( d, df, e, ef, b, x [,uplo] [,ferr] [,berr] [,info] )
```

Description

This routine is declared in `mkl_lapack.fi` for FORTRAN 77 interface, in `lapack.f90` for Fortran 95 interface, and in `mkl_lapack.h` for C interface.

The routine performs an iterative refinement of the solution to a system of linear equations $A * X = B$ with a symmetric (Hermitian) positive definite tridiagonal matrix A , with multiple right-hand sides. For each computed solution vector x , the routine computes the *component-wise backward error* β . This error is the smallest relative perturbation in elements of A and b such that x is the exact solution of the perturbed system:

$$|\delta a_{ij}| \leq \beta |a_{ij}|, \quad |\delta b_i| \leq \beta |b_i| \text{ such that } (A + \delta A)x = (b + \delta b).$$

Finally, the routine estimates the *component-wise forward error* in the computed solution $\|x - x_e\|_\infty / \|x\|_\infty$ (here x_e is the exact solution).

Before calling this routine:

- call the factorization routine `?pttrf`
- call the solver routine `?pttrs`.

Input Parameters

<code>uplo</code>	CHARACTER*1. Used for complex flavors only. Must be 'U' or 'L'. Specifies whether the superdiagonal or the subdiagonal of the tridiagonal matrix A is stored and how A is factored: If <code>uplo</code> = 'U', the array <code>e</code> stores the superdiagonal of A , and A is factored as $U^H * D * U$. If <code>uplo</code> = 'L', the array <code>e</code> stores the subdiagonal of A , and A is factored as $L * D * L^H$.
<code>n</code>	INTEGER. The order of the matrix A ; $n \geq 0$.
<code>nrhs</code>	INTEGER. The number of right-hand sides; $nrhs \geq 0$.
<code>d, df, rwork</code>	REAL for single precision flavors DOUBLE PRECISION for double precision flavors Arrays: <code>d(n)</code> , <code>df(n)</code> , <code>rwork(n)</code> . The array <code>d</code> contains the n diagonal elements of the tridiagonal matrix A . The array <code>df</code> contains the n diagonal elements of the diagonal matrix D from the factorization of A as computed by <code>?pttrf</code> .

The array *rwork* is a workspace array used for complex flavors only.

e, ef, b, x, work REAL for `sptrfs`
 DOUBLE PRECISION for `dptrfs`
 COMPLEX for `cptrfs`
 DOUBLE COMPLEX for `zptrfs`.
Arrays: *e*(*n* - 1), *ef*(*n* - 1), *b*(*ldb*, *nrhs*), *x*(*ldx*, *nrhs*), *work*(*).
 The array *e* contains the (*n* - 1) off-diagonal elements of the tridiagonal matrix *A* (see *uplo*).
 The array *ef* contains the (*n* - 1) off-diagonal elements of the unit bidiagonal factor *U* or *L* from the factorization computed by `?pttrf` (see *uplo*).
 The array *b* contains the matrix *B* whose columns are the right-hand sides for the systems of equations.
 The array *x* contains the solution matrix *X* as computed by `?pttrs`.
 The array *work* is a workspace array. The dimension of *work* must be at least $2*n$ for real flavors, and at least *n* for complex flavors.

ldb INTEGER. The leading dimension of *b*; $ldb \geq \max(1, n)$.

ldx INTEGER. The leading dimension of *x*; $ldx \geq \max(1, n)$.

Output Parameters

x The refined solution matrix *X*.

ferr, berr REAL for single precision flavors.
 DOUBLE PRECISION for double precision flavors.
Arrays, DIMENSION at least $\max(1, nrhs)$. Contain the component-wise forward and backward errors, respectively, for each solution vector.

info INTEGER.
 If *info* = 0, the execution is successful.
 If *info* = -*i*, the *i*-th parameter had an illegal value.

Fortran 95 Interface Notes

Routines in Fortran 95 interface have fewer arguments in the calling sequence than their FORTRAN 77 counterparts. For general conventions applied to skip redundant or reconstructible arguments, see [Fortran 95 Interface Conventions](#).

Specific details for the routine `ptrfs` interface are as follows:

d Holds the vector of length *n*.

<i>df</i>	Holds the vector of length <i>n</i> .
<i>e</i>	Holds the vector of length (<i>n</i> -1).
<i>ef</i>	Holds the vector of length (<i>n</i> -1).
<i>b</i>	Holds the matrix <i>B</i> of size (<i>n</i> , <i>nrhs</i>).
<i>x</i>	Holds the matrix <i>X</i> of size (<i>n</i> , <i>nrhs</i>).
<i>ferr</i>	Holds the vector of length (<i>nrhs</i>).
<i>berr</i>	Holds the vector of length (<i>nrhs</i>).
<i>uplo</i>	Used in complex flavors only. Must be 'U' or 'L'. The default value is 'U'.

?syrrfs

Refines the solution of a system of linear equations with a symmetric matrix and estimates its error.

Syntax

FORTRAN 77:

```
call ssyrrfs( uplo, n, nrhs, a, lda, af, ldaf, ipiv, b, ldb, x, ldx, ferr,
berr, work, iwork, info )

call dsyrrfs( uplo, n, nrhs, a, lda, af, ldaf, ipiv, b, ldb, x, ldx, ferr,
berr, work, iwork, info )

call csyrrfs( uplo, n, nrhs, a, lda, af, ldaf, ipiv, b, ldb, x, ldx, ferr,
berr, work, rwork, info )

call zsyrrfs( uplo, n, nrhs, a, lda, af, ldaf, ipiv, b, ldb, x, ldx, ferr,
berr, work, rwork, info )
```

Fortran 95:

```
call syrrfs( a, af, ipiv, b, x [,uplo] [,ferr] [,berr] [,info] )
```

Description

This routine is declared in `mkl_lapack.fi` for FORTRAN 77 interface, in `lapack.f90` for Fortran 95 interface, and in `mkl_lapack.h` for C interface.

The routine performs an iterative refinement of the solution to a system of linear equations $A^*X = B$ with a symmetric full-storage matrix A , with multiple right-hand sides. For each computed solution vector x , the routine computes the *component-wise backward error* β . This error is the smallest relative perturbation in elements of A and b such that x is the exact solution of the perturbed system:

$$|\delta a_{ij}| \leq \beta |a_{ij}|, \quad |\delta b_i| \leq \beta |b_i| \text{ such that } (A + \delta A)x = (b + \delta b).$$

Finally, the routine estimates the *component-wise forward error* in the computed solution $\|x - x_e\|_\infty / \|x\|_\infty$ (here x_e is the exact solution).

Before calling this routine:

- call the factorization routine [?sytrf](#)
- call the solver routine [?sytrs](#).

Input Parameters

uplo CHARACTER*1. Must be 'U' or 'L'.
 If *uplo* = 'U', the upper triangle of A is stored.
 If *uplo* = 'L', the lower triangle of A is stored.

n INTEGER. The order of the matrix A ; $n \geq 0$.

nrhs INTEGER. The number of right-hand sides; $nrhs \geq 0$.

a, af, b, x, work REAL for `ssyrfs`
 DOUBLE PRECISION for `dsyrfs`
 COMPLEX for `csyrfs`
 DOUBLE COMPLEX for `zsyrfs`.

Arrays:
a(lda,)* contains the original matrix A , as supplied to [?sytrf](#).
af(ldaf,)* contains the factored matrix A , as returned by [?sytrf](#).
b(ldb,)* contains the right-hand side matrix B .
x(ldx,)* contains the solution matrix X .
work()* is a workspace array.
 The second dimension of *a* and *af* must be at least $\max(1, n)$; the second dimension of *b* and *x* must be at least $\max(1, nrhs)$; the dimension of *work* must be at least $\max(1, 3*n)$ for real flavors and $\max(1, 2*n)$ for complex flavors.

lda INTEGER. The first dimension of *a*; $lda \geq \max(1, n)$.

<i>ldaf</i>	INTEGER. The first dimension of <i>af</i> ; $ldaf \geq \max(1, n)$.
<i>ldb</i>	INTEGER. The first dimension of <i>b</i> ; $ldb \geq \max(1, n)$.
<i>ldx</i>	INTEGER. The first dimension of <i>x</i> ; $ldx \geq \max(1, n)$.
<i>ipiv</i>	INTEGER. Array, DIMENSION at least $\max(1, n)$. The <i>ipiv</i> array, as returned by ?sytrf .
<i>iwork</i>	INTEGER. Workspace array, DIMENSION at least $\max(1, n)$.
<i>rwork</i>	REAL for <i>csyrfs</i> DOUBLE PRECISION for <i>zsyrfs</i> . Workspace array, DIMENSION at least $\max(1, n)$.

Output Parameters

<i>x</i>	The refined solution matrix <i>X</i> .
<i>ferr, berr</i>	REAL for single precision flavors DOUBLE PRECISION for double precision flavors. Arrays, DIMENSION at least $\max(1, nrhs)$. Contain the component-wise forward and backward errors, respectively, for each solution vector.
<i>info</i>	INTEGER. If <i>info</i> = 0, the execution is successful. If <i>info</i> = - <i>i</i> , the <i>i</i> -th parameter had an illegal value.

Fortran 95 Interface Notes

Routines in Fortran 95 interface have fewer arguments in the calling sequence than their FORTRAN 77 counterparts. For general conventions applied to skip redundant or reconstructible arguments, see [Fortran 95 Interface Conventions](#).

Specific details for the routine *syrfs* interface are as follows:

<i>a</i>	Holds the matrix <i>A</i> of size (n, n) .
<i>af</i>	Holds the matrix <i>AF</i> of size (n, n) .
<i>ipiv</i>	Holds the vector of length <i>n</i> .
<i>b</i>	Holds the matrix <i>B</i> of size $(n, nrhs)$.
<i>x</i>	Holds the matrix <i>X</i> of size $(n, nrhs)$.
<i>ferr</i>	Holds the vector of length $(nrhs)$.
<i>berr</i>	Holds the vector of length $(nrhs)$.

`uplo`

Must be 'U' or 'L'. The default value is 'U'.

Application Notes

The bounds returned in `ferr` are not rigorous, but in practice they almost always overestimate the actual error.

For each right-hand side, computation of the backward error involves a minimum of $4n^2$ floating-point operations (for real flavors) or $16n^2$ operations (for complex flavors). In addition, each step of iterative refinement involves $6n^2$ operations (for real flavors) or $24n^2$ operations (for complex flavors); the number of iterations may range from 1 to 5. Estimating the forward error involves solving a number of systems of linear equations $A^*x = b$; the number is usually 4 or 5 and never more than 11. Each solution requires approximately $2n^2$ floating-point operations for real flavors or $8n^2$ for complex flavors.

?syrfsx

Uses extra precise iterative refinement to improve the solution to the system of linear equations with a symmetric indefinite matrix A and provides error bounds and backward error estimates.

Syntax

FORTRAN 77:

```
call ssyrfsx( uplo, equed, n, nrhs, a, lda, af, ldaf, ipiv, s, b, ldb, x, ldx,
rcond, berr, n_err_bnds, err_bnds_norm, err_bnds_comp, nparams, params, work,
iwork, info )
```

```
call dsyrfsx( uplo, equed, n, nrhs, a, lda, af, ldaf, ipiv, s, b, ldb, x, ldx,
rcond, berr, n_err_bnds, err_bnds_norm, err_bnds_comp, nparams, params, work,
iwork, info )
```

```
call csyrfsx( uplo, equed, n, nrhs, a, lda, af, ldaf, ipiv, s, b, ldb, x, ldx,
rcond, berr, n_err_bnds, err_bnds_norm, err_bnds_comp, nparams, params, work,
rwork, info )
```

```
call zsyrfsx( uplo, equed, n, nrhs, a, lda, af, ldaf, ipiv, s, b, ldb, x, ldx,
rcond, berr, n_err_bnds, err_bnds_norm, err_bnds_comp, nparams, params, work,
rwork, info )
```

Description

This routine is declared in `mkl_lapack.fi` for FORTRAN 77 interface and in `mkl_lapack.h` for C interface.

The routine improves the computed solution to a system of linear equations when the coefficient matrix is symmetric indefinite, and provides error bounds and backward error estimates for the solution. In addition to a normwise error bound, the code provides a maximum componentwise error bound, if possible. See comments for `err_bnds_norm` and `err_bnds_comp` for details of the error bounds.

The original system of linear equations may have been equilibrated before calling this routine, as described by the parameters `equed` and `s` below. In this case, the solution and error bounds returned are for the original unequilibrated system.

Input Parameters

<code>uplo</code>	<p>CHARACTER*1. Must be 'U' or 'L'.</p> <p>Indicates whether the upper or lower triangular part of A is stored:</p> <p>If <code>uplo</code> = 'U', the upper triangle of A is stored.</p> <p>If <code>uplo</code> = 'L', the lower triangle of A is stored.</p>
<code>equed</code>	<p>CHARACTER*1. Must be 'N' or 'Y'.</p> <p>Specifies the form of equilibration that was done to A before calling this routine.</p> <p>If <code>equed</code> = 'N', no equilibration was done.</p> <p>If <code>equed</code> = 'Y', both row and column equilibration was done, that is, A has been replaced by $diag(s) * A * diag(s)$. The right-hand side B has been changed accordingly.</p>
<code>n</code>	<p>INTEGER. The number of linear equations; the order of the matrix A; $n \geq 0$.</p>
<code>nrhs</code>	<p>INTEGER. The number of right-hand sides; the number of columns of the matrices B and X; $nrhs \geq 0$.</p>
<code>a, af, b, work</code>	<p>REAL for <code>ssyrfsx</code></p> <p>DOUBLE PRECISION for <code>dsyrfsx</code></p> <p>COMPLEX for <code>csyrfsx</code></p> <p>DOUBLE COMPLEX for <code>zsyrfsx</code>.</p> <p>Arrays: <code>a(lda,*)</code>, <code>af(ldaf,*)</code>, <code>b(ldb,*)</code>, <code>work(*)</code>.</p>

The array *a* contains the symmetric/Hermitian matrix *A* as specified by *uplo*. If *uplo* = 'U', the leading *n*-by-*n* upper triangular part of *a* contains the upper triangular part of the matrix *A* and the strictly lower triangular part of *a* is not referenced. If *uplo* = 'L', the leading *n*-by-*n* lower triangular part of *a* contains the lower triangular part of the matrix *A* and the strictly upper triangular part of *a* is not referenced. The second dimension of *a* must be at least $\max(1, n)$.

The array *af* contains the triangular factor *L* or *U* from the Cholesky factorization $A = U^{**T} * U$ or $A = L * L^{**T}$ as computed by *ssytrf* for real flavors or *dsytrf* for complex flavors.

The array *b* contains the matrix *B* whose columns are the right-hand sides for the systems of equations. The second dimension of *b* must be at least $\max(1, nrhs)$.

work(*) is a workspace array. The dimension of *work* must be at least $\max(1, 4 * n)$ for real flavors, and at least $\max(1, 2 * n)$ for complex flavors.

<i>lda</i>	INTEGER. The first dimension of <i>a</i> ; $lda \geq \max(1, n)$.
<i>ldaf</i>	INTEGER. The first dimension of <i>af</i> ; $ldaf \geq \max(1, n)$.
<i>ipiv</i>	INTEGER. Array, DIMENSION at least $\max(1, n)$. Contains details of the interchanges and the block structure of <i>D</i> as determined by <i>ssytrf</i> for real flavors or <i>dsytrf</i> for complex flavors.
<i>s</i>	REAL for single precision flavors DOUBLE PRECISION for double precision flavors. Array, DIMENSION (<i>n</i>). The array <i>s</i> contains the scale factors for <i>A</i> . If <i>equed</i> = 'N', <i>s</i> is not accessed. If <i>equed</i> = 'Y', each element of <i>s</i> must be positive. Each element of <i>s</i> should be a power of the radix to ensure a reliable solution and error estimates. Scaling by powers of the radix does not cause rounding errors unless the result underflows or overflows. Rounding errors during scaling

lead to refining with a matrix that is not equivalent to the input matrix, producing error estimates that may not be reliable.

<i>ldb</i>	INTEGER. The first dimension of the array <i>b</i> ; $ldb \geq \max(1, n)$.
<i>x</i>	REAL for <code>ssyrfsx</code> DOUBLE PRECISION for <code>dsyrfsx</code> COMPLEX for <code>csyrfsx</code> DOUBLE COMPLEX for <code>zsyrfsx</code> . Array, DIMENSION (<i>ldx</i> , *). The solution matrix <i>x</i> as computed by ?sytrs
<i>ldx</i>	INTEGER. The first dimension of the output array <i>x</i> ; $ldx \geq \max(1, n)$.
<i>n_err_bnds</i>	INTEGER. Number of error bounds to return for each right hand side and each type (normwise or componentwise). See <i>err_bnds_norm</i> and <i>err_bnds_comp</i> descriptions in <i>Output Arguments</i> section below.
<i>nparams</i>	INTEGER. Specifies the number of parameters set in <i>params</i> . If ≤ 0 , the <i>params</i> array is never referenced and default values are used.
<i>params</i>	REAL for single precision flavors DOUBLE PRECISION for double precision flavors. Array, DIMENSION <i>nparams</i> . Specifies algorithm parameters. If an entry is less than 0.0, that entry will be filled with the default value used for that parameter. Only positions up to <i>nparams</i> are accessed; defaults are used for higher-numbered parameters. If defaults are acceptable, you can pass <i>nparams</i> = 0, which prevents the source code from accessing the <i>params</i> argument. <i>params</i> (<i>la_linrx_itref_i</i> = 1) : Whether to perform iterative refinement or not. Default: 1.0 (for single precision flavors), 1.0D+0 (for double precision flavors). =0.0 No refinement is performed and no error bounds are computed.

=1.0 Use the double-precision refinement algorithm, possibly with doubled-single computations if the compilation environment does not support `DOUBLE PRECISION`.

(Other values are reserved for future use.)

`params(la_linrx_ithresh_i = 2)` : Maximum number of residual computations allowed for refinement.

Default 10

Aggressive Set to 100 to permit convergence using approximate factorizations or factorizations other than *LU*. If the factorization uses a technique other than Gaussian elimination, the guarantees in `err_bnds_norm` and `err_bnds_comp` may no longer be trustworthy.

`params(la_linrx_cwise_i = 3)` : Flag determining if the code will attempt to find a solution with a small componentwise relative error in the double-precision algorithm. Positive is true, 0.0 is false. Default: 1.0 (attempt componentwise convergence).

`iwork` INTEGER. Workspace array, DIMENSION at least `max(1, n)`; used in real flavors only.

`rwork` REAL for single precision flavors
 DOUBLE PRECISION for double precision flavors.
 Workspace array, DIMENSION at least `max(1, 3*n)`; used in complex flavors only.

Output Parameters

`x` REAL for `ssyrfsx`
 DOUBLE PRECISION for `dsyrfsx`
 COMPLEX for `csyrfsx`
 DOUBLE COMPLEX for `zsyrfsx`.
 The improved solution matrix *x*.

`rcond` REAL for single precision flavors
 DOUBLE PRECISION for double precision flavors.

Reciprocal scaled condition number. An estimate of the reciprocal Skeel condition number of the matrix *A* after equilibration (if done). If *rcond* is less than the machine precision, in particular, if *rcond* = 0, the matrix is singular to working precision. Note that the error may still be small even if this number is very small and the matrix appears ill-conditioned.

berr

REAL for single precision flavors

DOUBLE PRECISION for double precision flavors.

Array, DIMENSION at least $\max(1, nrhs)$. Contains the componentwise relative backward error for each solution vector $x(j)$, that is, the smallest relative change in any element of *A* or *B* that makes $x(j)$ an exact solution.

err_bnds_norm

REAL for single precision flavors

DOUBLE PRECISION for double precision flavors.

Array, DIMENSION (*nrhs*, *n_err_bnds*). For each right-hand side, contains information about various error bounds and condition numbers corresponding to the normwise relative error, which is defined as follows:

Normwise relative error in the *i*-th solution vector

$$\frac{\max_j |X_{true_{ji}} - X_{ji}|}{\max_j |X_{ji}|}$$

The array is indexed by the type of error information as described below. There are currently up to three pieces of information returned.

The first index in *err_bnds_norm*(*i*, :) corresponds to the *i*-th right-hand side.

The second index in *err_bnds_norm*(:, *err*) contains the following three fields:

err=1 "Trust/don't trust" boolean. Trust the answer if the reciprocal condition number is less than the threshold $\sqrt{n} * \text{slamch}(\epsilon)$ for single precision flavors and $\sqrt{n} * \text{dlamch}(\epsilon)$ for double precision flavors.

`err=2` "Guaranteed" error bound. The estimated forward error, almost certainly within a factor of 10 of the true error so long as the next entry is greater than the threshold
 $\sqrt{n} * \text{slamch}(\epsilon)$ for single precision flavors and $\sqrt{n} * \text{dlamch}(\epsilon)$ for double precision flavors. This error bound should only be trusted if the previous boolean is true.

`err=3` Reciprocal condition number. Estimated normwise reciprocal condition number. Compared with the threshold
 $\sqrt{n} * \text{slamch}(\epsilon)$ for single precision flavors and $\sqrt{n} * \text{dlamch}(\epsilon)$ for double precision flavors to determine if the error estimate is "guaranteed". These reciprocal condition numbers are
 $1 / (\text{norm}(1/z, \text{inf}) * \text{norm}(z, \text{inf}))$ for some appropriately scaled matrix z .
Let $z = s * a$, where s scales each row by a power of the radix so all absolute row sums of z are approximately 1.

`err_bnds_comp`

REAL for single precision flavors
DOUBLE PRECISION for double precision flavors.
Array, DIMENSION (`nrhs`, `n_err_bnds`). For each right-hand side, contains information about various error bounds and condition numbers corresponding to the componentwise relative error, which is defined as follows:
Componentwise relative error in the i -th solution vector:

$$\max_j \frac{|X_{\text{true}_{ji}} - X_{ji}|}{|X_{ji}|}$$

The array is indexed by the right-hand side i , on which the componentwise relative error depends, and by the type of error information as described below. There are currently up to three pieces of information returned for each

right-hand side. If componentwise accuracy is not requested ($params(3) = 0.0$), then `err_bnds_comp` is not accessed. If $n_err_bnds < 3$, then at most the first $(:, n_err_bnds)$ entries are returned.

The first index in `err_bnds_comp(i, :)` corresponds to the i -th right-hand side.

The second index in `err_bnds_comp(:, err)` contains the following three fields:

- `err=1` "Trust/don't trust" boolean. Trust the answer if the reciprocal condition number is less than the threshold $\sqrt{n} * slamch(\epsilon)$ for single precision flavors and $\sqrt{n} * dlamch(\epsilon)$ for double precision flavors.
- `err=2` "Guaranteed" error bound. The estimated forward error, almost certainly within a factor of 10 of the true error so long as the next entry is greater than the threshold $\sqrt{n} * slamch(\epsilon)$ for single precision flavors and $\sqrt{n} * dlamch(\epsilon)$ for double precision flavors. This error bound should only be trusted if the previous boolean is true.
- `err=3` Reciprocal condition number. Estimated componentwise reciprocal condition number. Compared with the threshold $\sqrt{n} * slamch(\epsilon)$ for single precision flavors and $\sqrt{n} * dlamch(\epsilon)$ for double precision flavors to determine if the error estimate is "guaranteed". These reciprocal condition numbers are $1 / (\text{norm}(1/z, \text{inf}) * \text{norm}(z, \text{inf}))$ for some appropriately scaled matrix Z .

Let $z = s^* (a^* \text{diag}(x))$, where x is the solution for the current right-hand side and s scales each row of $a^* \text{diag}(x)$ by a power of the radix so all absolute row sums of z are approximately 1.

params

REAL for single precision flavors
DOUBLE PRECISION for double precision flavors.
Output parameter only if the input contains erroneous values, namely, in *params*(1), *params*(2), *params*(3). In such a case, the corresponding elements of *params* are filled with default values on output.

info

INTEGER. If *info* = 0, the execution is successful. The solution to every right-hand side is guaranteed.
If *info* = -*i*, the *i*-th parameter had an illegal value.
If $0 < \text{info} \leq n$: $U(\text{info}, \text{info})$ is exactly zero. The factorization has been completed, but the factor U is exactly singular, so the solution and error bounds could not be computed; *rcond* = 0 is returned.
If *info* = *n*+*j*: The solution corresponding to the *j*-th right-hand side is not guaranteed. The solutions corresponding to other right-hand sides *k* with $k > j$ may not be guaranteed as well, but only the first such right-hand side is reported. If a small componentwise error is not requested *params*(3) = 0.0, then the *j*-th right-hand side is the first with a normwise error bound that is not guaranteed (the smallest *j* such that $\text{err_bnds_norm}(j, 1) = 0.0$ or $\text{err_bnds_comp}(j, 1) = 0.0$. See the definition of $\text{err_bnds_norm}(:, 1)$ and $\text{err_bnds_comp}(:, 1)$. To get information about all of the right-hand sides, check *err_bnds_norm* or *err_bnds_comp*.

?herfs

Refines the solution of a system of linear equations with a complex Hermitian matrix and estimates its error.

Syntax

FORTRAN 77:

```
call cherfs( uplo, n, nrhs, a, lda, af, ldaf, ipiv, b, ldb, x, ldx, ferr,
berr, work, rwork, info )
```

```
call zherfs( uplo, n, nrhs, a, lda, af, ldaf, ipiv, b, ldb, x, ldx, ferr,
berr, work, rwork, info )
```

Fortran 95:

```
call herfs( a, af, ipiv, b, x [,uplo] [,ferr] [,berr] [,info] )
```

Description

This routine is declared in `mkl_lapack.fi` for FORTRAN 77 interface, in `lapack.f90` for Fortran 95 interface, and in `mkl_lapack.h` for C interface.

The routine performs an iterative refinement of the solution to a system of linear equations $A \cdot X = B$ with a complex Hermitian full-storage matrix A , with multiple right-hand sides. For each computed solution vector x , the routine computes the *component-wise backward error* β . This error is the smallest relative perturbation in elements of A and b such that x is the exact solution of the perturbed system:

$$|\delta a_{ij}| \leq \beta |a_{ij}|, \quad |\delta b_i| \leq \beta |b_i| \text{ such that } (A + \delta A)x = (b + \delta b).$$

Finally, the routine estimates the *component-wise forward error* in the computed solution $\|x - x_e\|_\infty / \|x\|_\infty$ (here x_e is the exact solution).

Before calling this routine:

- call the factorization routine [?hetrf](#)
- call the solver routine [?hetrs](#).

Input Parameters

uplo CHARACTER*1. Must be 'U' or 'L'.

	If <i>uplo</i> = 'U', the upper triangle of <i>A</i> is stored. If <i>uplo</i> = 'L', the lower triangle of <i>A</i> is stored.
<i>n</i>	INTEGER. The order of the matrix <i>A</i> ; $n \geq 0$.
<i>nrhs</i>	INTEGER. The number of right-hand sides; $nrhs \geq 0$.
<i>a, af, b, x, work</i>	COMPLEX for <i>cherfs</i> DOUBLE COMPLEX for <i>zherfs</i> . Arrays: <i>a(lda,*)</i> contains the original matrix <i>A</i> , as supplied to ?hetrf . <i>af(ldaf,*)</i> contains the factored matrix <i>A</i> , as returned by ?hetrf . <i>b(ldb,*)</i> contains the right-hand side matrix <i>B</i> . <i>x(ldx,*)</i> contains the solution matrix <i>X</i> . <i>work(*)</i> is a workspace array. The second dimension of <i>a</i> and <i>af</i> must be at least $\max(1, n)$; the second dimension of <i>b</i> and <i>x</i> must be at least $\max(1, nrhs)$; the dimension of <i>work</i> must be at least $\max(1, 2*n)$.
<i>lda</i>	INTEGER. The first dimension of <i>a</i> ; $lda \geq \max(1, n)$.
<i>ldaf</i>	INTEGER. The first dimension of <i>af</i> ; $ldaf \geq \max(1, n)$.
<i>ldb</i>	INTEGER. The first dimension of <i>b</i> ; $ldb \geq \max(1, n)$.
<i>ldx</i>	INTEGER. The first dimension of <i>x</i> ; $ldx \geq \max(1, n)$.
<i>ipiv</i>	INTEGER. Array, DIMENSION at least $\max(1, n)$. The <i>ipiv</i> array, as returned by ?hetrf .
<i>rwork</i>	REAL for <i>cherfs</i> DOUBLE PRECISION for <i>zherfs</i> . Workspace array, DIMENSION at least $\max(1, n)$.

Output Parameters

<i>x</i>	The refined solution matrix <i>X</i> .
<i>ferr, berr</i>	REAL for <i>cherfs</i> DOUBLE PRECISION for <i>zherfs</i> . Arrays, DIMENSION at least $\max(1, nrhs)$. Contain the component-wise forward and backward errors, respectively, for each solution vector.
<i>info</i>	INTEGER. If <i>info</i> = 0, the execution is successful.

If $info = -i$, the i -th parameter had an illegal value.

Fortran 95 Interface Notes

Routines in Fortran 95 interface have fewer arguments in the calling sequence than their FORTRAN 77 counterparts. For general conventions applied to skip redundant or reconstructible arguments, see [Fortran 95 Interface Conventions](#).

Specific details for the routine `herfs` interface are as follows:

<i>a</i>	Holds the matrix A of size (n, n) .
<i>af</i>	Holds the matrix AF of size (n, n) .
<i>ipiv</i>	Holds the vector of length n .
<i>b</i>	Holds the matrix B of size $(n, nrhs)$.
<i>x</i>	Holds the matrix X of size $(n, nrhs)$.
<i>ferr</i>	Holds the vector of length $(nrhs)$.
<i>berr</i>	Holds the vector of length $(nrhs)$.
<i>uplo</i>	Must be 'U' or 'L'. The default value is 'U'.

Application Notes

The bounds returned in *ferr* are not rigorous, but in practice they almost always overestimate the actual error.

For each right-hand side, computation of the backward error involves a minimum of $16n^2$ operations. In addition, each step of iterative refinement involves $24n^2$ operations; the number of iterations may range from 1 to 5.

Estimating the forward error involves solving a number of systems of linear equations $A^*x = b$; the number is usually 4 or 5 and never more than 11. Each solution requires approximately $8n^2$ floating-point operations.

The real counterpart of this routine is [?ssyrfs/?dsyrfs](#)

zherfsx

Uses extra precise iterative refinement to improve the solution to the system of linear equations with a symmetric indefinite matrix A and provides error bounds and backward error estimates.

Syntax

FORTRAN 77:

```
call zherfsx( uplo, equed, n, nrhs, a, lda, af, ldaf, ipiv, s, b, ldb, x, ldx,
rcond, berr, n_err_bnds, err_bnds_norm, err_bnds_comp, nparams, params, work,
rwork, info )

call zherfsx( uplo, equed, n, nrhs, a, lda, af, ldaf, ipiv, s, b, ldb, x, ldx,
rcond, berr, n_err_bnds, err_bnds_norm, err_bnds_comp, nparams, params, work,
rwork, info )
```

Description

This routine is declared in `mkl_lapack.fi` for FORTRAN 77 interface and in `mkl_lapack.h` for C interface.

The routine improves the computed solution to a system of linear equations when the coefficient matrix is Hermitian indefinite, and provides error bounds and backward error estimates for the solution. In addition to a normwise error bound, the code provides a maximum componentwise error bound, if possible. See comments for `err_bnds_norm` and `err_bnds_comp` for details of the error bounds.

The original system of linear equations may have been equilibrated before calling this routine, as described by the parameters `equed` and `s` below. In this case, the solution and error bounds returned are for the original unequilibrated system.

Input Parameters

<code>uplo</code>	CHARACTER*1. Must be 'U' or 'L'. Indicates whether the upper or lower triangular part of A is stored: If <code>uplo</code> = 'U', the upper triangle of A is stored. If <code>uplo</code> = 'L', the lower triangle of A is stored.
<code>equed</code>	CHARACTER*1. Must be 'N' or 'Y'.

	Specifies the form of equilibration that was done to <i>A</i> before calling this routine. If <i>equed</i> = 'N', no equilibration was done. If <i>equed</i> = 'Y', both row and column equilibration was done, that is, <i>A</i> has been replaced by $diag(s) * A * diag(s)$. The right-hand side <i>B</i> has been changed accordingly.
<i>n</i>	INTEGER. The number of linear equations; the order of the matrix <i>A</i> ; $n \geq 0$.
<i>nrhs</i>	INTEGER. The number of right-hand sides; the number of columns of the matrices <i>B</i> and <i>X</i> ; $nrhs \geq 0$.
<i>a</i> , <i>af</i> , <i>b</i> , <i>work</i>	COMPLEX for <i>cherfsx</i> DOUBLE COMPLEX for <i>zherfsx</i> . Arrays: <i>a</i> (<i>lda</i> ,*), <i>af</i> (<i>ldaf</i> ,*), <i>b</i> (<i>ldb</i> ,*), <i>work</i> (*). The array <i>a</i> contains the Hermitian matrix <i>A</i> as specified by <i>uplo</i> . If <i>uplo</i> = 'U', the leading <i>n</i> -by- <i>n</i> upper triangular part of <i>a</i> contains the upper triangular part of the matrix <i>A</i> and the strictly lower triangular part of <i>a</i> is not referenced. If <i>uplo</i> = 'L', the leading <i>n</i> -by- <i>n</i> lower triangular part of <i>a</i> contains the lower triangular part of the matrix <i>A</i> and the strictly upper triangular part of <i>a</i> is not referenced. The second dimension of <i>a</i> must be at least $\max(1, n)$. The factored form of the matrix <i>A</i> . The array <i>af</i> contains the block diagonal matrix <i>D</i> and the multipliers used to obtain the factor <i>U</i> or <i>L</i> from the factorization $A = U * D * U^{**T}$ or $A = L * D * L^{**T}$ as computed by <i>ssytrf</i> for <i>cherfsx</i> or <i>dsytrf</i> for <i>zherfsx</i> . The array <i>b</i> contains the matrix <i>B</i> whose columns are the right-hand sides for the systems of equations. The second dimension of <i>b</i> must be at least $\max(1, nrhs)$. <i>work</i> (*) is a workspace array. The dimension of <i>work</i> must be at least $\max(1, 2 * n)$.
<i>lda</i>	INTEGER. The first dimension of <i>a</i> ; $lda \geq \max(1, n)$.
<i>ldaf</i>	INTEGER. The first dimension of <i>af</i> ; $ldaf \geq \max(1, n)$.
<i>ipiv</i>	INTEGER.

	<p>Array, DIMENSION at least $\max(1, n)$. Contains details of the interchanges and the block structure of D as determined by ssytrf for real flavors or dsytrf for complex flavors.</p>
<i>s</i>	<p>REAL for single precision flavors DOUBLE PRECISION for double precision flavors. Array, DIMENSION (n). The array <i>s</i> contains the scale factors for <i>A</i>. If <i>equed</i> = 'N', <i>s</i> is not accessed. If <i>equed</i> = 'Y', each element of <i>s</i> must be positive. Each element of <i>s</i> should be a power of the radix to ensure a reliable solution and error estimates. Scaling by powers of the radix does not cause rounding errors unless the result underflows or overflows. Rounding errors during scaling lead to refining with a matrix that is not equivalent to the input matrix, producing error estimates that may not be reliable.</p>
<i>ldb</i>	<p>INTEGER. The first dimension of the array <i>b</i>; $ldb \geq \max(1, n)$.</p>
<i>x</i>	<p>COMPLEX for cherfsx DOUBLE COMPLEX for zherfsx. Array, DIMENSION ($ldx, *$). The solution matrix <i>x</i> as computed by ?hetrs</p>
<i>ldx</i>	<p>INTEGER. The first dimension of the output array <i>x</i>; $ldx \geq \max(1, n)$.</p>
<i>n_err_bnds</i>	<p>INTEGER. Number of error bounds to return for each right hand side and each type (normwise or componentwise). See err_bnds_norm and err_bnds_comp descriptions in <i>Output Arguments</i> section below.</p>
<i>nparams</i>	<p>INTEGER. Specifies the number of parameters set in <i>params</i>. If ≤ 0, the <i>params</i> array is never referenced and default values are used.</p>
<i>params</i>	<p>REAL for single precision flavors DOUBLE PRECISION for double precision flavors. Array, DIMENSION <i>nparams</i>. Specifies algorithm parameters. If an entry is less than 0.0, that entry will be filled with the default value used for that parameter. Only positions up to</p>

nparams are accessed; defaults are used for higher-numbered parameters. If defaults are acceptable, you can pass *nparams* = 0, which prevents the source code from accessing the *params* argument.

params(*la_linrx_itref_i* = 1) : Whether to perform iterative refinement or not. Default: 1.0 (for *cherfsx*), 1.0D+0 (for *zherfsx*).

- =0.0 No refinement is performed and no error bounds are computed.
- =1.0 Use the double-precision refinement algorithm, possibly with doubled-single computations if the compilation environment does not support `DOUBLE PRECISION`.

(Other values are reserved for future use.)

params(*la_linrx_ithresh_i* = 2) : Maximum number of residual computations allowed for refinement.

- Default 10
- Aggressive Set to 100 to permit convergence using approximate factorizations or factorizations other than *LU*. If the factorization uses a technique other than Gaussian elimination, the guarantees in *err_bnds_norm* and *err_bnds_comp* may no longer be trustworthy.

params(*la_linrx_cwise_i* = 3) : Flag determining if the code will attempt to find a solution with a small componentwise relative error in the double-precision algorithm. Positive is true, 0.0 is false. Default: 1.0 (attempt componentwise convergence).

rwork

REAL for *cherfsx*
 DOUBLE PRECISION for *zherfsx*.
 Workspace array, DIMENSION at least `max(1, 3*n)`.

Output Parameters

x

COMPLEX for *cherfsx*
 DOUBLE COMPLEX for *zherfsx*.

	The improved solution matrix X .
<i>rcond</i>	<p>REAL for cherfsx DOUBLE PRECISION for zherfsx.</p> <p>Reciprocal scaled condition number. An estimate of the reciprocal Skeel condition number of the matrix A after equilibration (if done). If <i>rcond</i> is less than the machine precision, in particular, if <i>rcond</i> = 0, the matrix is singular to working precision. Note that the error may still be small even if this number is very small and the matrix appears ill-conditioned.</p>
<i>berr</i>	<p>REAL for cherfsx DOUBLE PRECISION for zherfsx.</p> <p>Array, DIMENSION at least $\max(1, \text{nrhs})$. Contains the componentwise relative backward error for each solution vector $x(j)$, that is, the smallest relative change in any element of A or B that makes $x(j)$ an exact solution.</p>
<i>err_bnds_norm</i>	<p>REAL for cherfsx DOUBLE PRECISION for zherfsx.</p> <p>Array, DIMENSION (<i>nrhs</i>, <i>n_err_bnds</i>). For each right-hand side, contains information about various error bounds and condition numbers corresponding to the normwise relative error, which is defined as follows:</p> <p>Normwise relative error in the i-th solution vector</p> $\frac{\max_j X_{true_{ji}} - X_{ji} }{\max_j X_{ji} }$ <p>The array is indexed by the type of error information as described below. There are currently up to three pieces of information returned.</p> <p>The first index in <i>err_bnds_norm</i>(<i>i</i>, :) corresponds to the i-th right-hand side.</p> <p>The second index in <i>err_bnds_norm</i>(:, <i>err</i>) contains the following three fields:</p>

`err=1` "Trust/don't trust" boolean. Trust the answer if the reciprocal condition number is less than the threshold $\sqrt{n} * \text{slamch}(\epsilon)$ for `cherfsx` and $\sqrt{n} * \text{dlamch}(\epsilon)$ for `zherfsx`.

`err=2` "Guaranteed" error bound. The estimated forward error, almost certainly within a factor of 10 of the true error so long as the next entry is greater than the threshold $\sqrt{n} * \text{slamch}(\epsilon)$ for `cherfsx` and $\sqrt{n} * \text{dlamch}(\epsilon)$ for `zherfsx`. This error bound should only be trusted if the previous boolean is true.

`err=3` Reciprocal condition number. Estimated normwise reciprocal condition number. Compared with the threshold $\sqrt{n} * \text{slamch}(\epsilon)$ for `cherfsx` and $\sqrt{n} * \text{dlamch}(\epsilon)$ for `zherfsx` to determine if the error estimate is "guaranteed". These reciprocal condition numbers are $1 / (\text{norm}(1/z, \text{inf}) * \text{norm}(z, \text{inf}))$ for some appropriately scaled matrix z . Let $z = s * a$, where s scales each row by a power of the radix so all absolute row sums of z are approximately 1.

`err_bnds_comp`

REAL for `cherfsx`
 DOUBLE PRECISION for `zherfsx`.
 Array, DIMENSION (`nrhs`, `n_err_bnds`). For each right-hand side, contains information about various error bounds and condition numbers corresponding to the componentwise relative error, which is defined as follows:
 Componentwise relative error in the i -th solution vector:

$$\max_j \frac{|X_{true_{ji}} - X_{ji}|}{|X_{ji}|}$$

The array is indexed by the right-hand side i , on which the componentwise relative error depends, and by the type of error information as described below. There are currently up to three pieces of information returned for each right-hand side. If componentwise accuracy is not requested ($params(3) = 0.0$), then `err_bnds_comp` is not accessed. If $n_err_bnds < 3$, then at most the first $(:, n_err_bnds)$ entries are returned.

The first index in `err_bnds_comp(i, :)` corresponds to the i -th right-hand side.

The second index in `err_bnds_comp(:, err)` contains the following three fields:

- | | |
|--------------------|--|
| <code>err=1</code> | "Trust/don't trust" boolean. Trust the answer if the reciprocal condition number is less than the threshold $\sqrt{n} * slamch(\epsilon)$ for <code>cherfsx</code> and $\sqrt{n} * dlamch(\epsilon)$ for <code>zherfsx</code> . |
| <code>err=2</code> | "Guaranteed" error bound. The estimated forward error, almost certainly within a factor of 10 of the true error so long as the next entry is greater than the threshold $\sqrt{n} * slamch(\epsilon)$ for <code>cherfsx</code> and $\sqrt{n} * dlamch(\epsilon)$ for <code>zherfsx</code> . This error bound should only be trusted if the previous boolean is true. |
| <code>err=3</code> | Reciprocal condition number. Estimated componentwise reciprocal condition number. Compared with the threshold $\sqrt{n} * slamch(\epsilon)$ for <code>cherfsx</code> and $\sqrt{n} * dlamch(\epsilon)$ for <code>zherfsx</code> to determine if the error estimate is "guaranteed". These reciprocal condition |

numbers are

$1 / (\text{norm}(1/z, \text{inf}) * \text{norm}(z, \text{inf}))$ for some appropriately scaled matrix z .

Let $z = s * (a * \text{diag}(x))$, where x is the solution for the current right-hand side and s scales each row of $a * \text{diag}(x)$ by a power of the radix so all absolute row sums of z are approximately 1.

params

REAL for single precision flavors

DOUBLE PRECISION for double precision flavors.

Output parameter only if the input contains erroneous values, namely, in *params*(1), *params*(2), *params*(3). In such a case, the corresponding elements of *params* are filled with default values on output.

info

INTEGER. If *info* = 0, the execution is successful. The solution to every right-hand side is guaranteed.

If *info* = -*i*, the *i*-th parameter had an illegal value.

If $0 < \text{info} \leq n$: $U(\text{info}, \text{info})$ is exactly zero. The factorization has been completed, but the factor U is exactly singular, so the solution and error bounds could not be computed; *rcond* = 0 is returned.

If *info* = *n*+*j*: The solution corresponding to the *j*-th right-hand side is not guaranteed. The solutions corresponding to other right-hand sides *k* with $k > j$ may not be guaranteed as well, but only the first such right-hand side is reported. If a small componentwise error is not requested *params*(3) = 0.0, then the *j*-th right-hand side is the first with a normwise error bound that is not guaranteed (the smallest *j* such that *err_bnds_norm*(*j*,1) = 0.0 or *err_bnds_comp*(*j*,1) = 0.0. See the definition of *err_bnds_norm*(:,1) and *err_bnds_comp*(:,1). To get information about all of the right-hand sides, check *err_bnds_norm* or *err_bnds_comp*.

?sprfs

Refines the solution of a system of linear equations with a packed symmetric matrix and estimates the solution error.

Syntax

FORTRAN 77:

```
call ssprfs( uplo, n, nrhs, ap, afp, ipiv, b, ldb, x, ldx, ferr, berr, work,
            iwork, info )

call dsprfs( uplo, n, nrhs, ap, afp, ipiv, b, ldb, x, ldx, ferr, berr, work,
            iwork, info )

call csprfs( uplo, n, nrhs, ap, afp, ipiv, b, ldb, x, ldx, ferr, berr, work,
            rwork, info )

call zsprfs( uplo, n, nrhs, ap, afp, ipiv, b, ldb, x, ldx, ferr, berr, work,
            rwork, info )
```

Fortran 95:

```
call sprfs( ap, afp, ipiv, b, x [,uplo] [,ferr] [,berr] [,info] )
```

Description

This routine is declared in `mkl_lapack.fi` for FORTRAN 77 interface, in `lapack.f90` for Fortran 95 interface, and in `mkl_lapack.h` for C interface.

The routine performs an iterative refinement of the solution to a system of linear equations $A \cdot X = B$ with a packed symmetric matrix A , with multiple right-hand sides. For each computed solution vector x , the routine computes the *component-wise backward error* β . This error is the smallest relative perturbation in elements of A and b such that x is the exact solution of the perturbed system:

$$|\delta a_{ij}| \leq \beta |a_{ij}|, \quad |\delta b_i| \leq \beta |b_i| \quad \text{such that} \quad (A + \delta A) x = (b + \delta b).$$

Finally, the routine estimates the *component-wise forward error* in the computed solution $\|x - x_e\|_\infty / \|x\|_\infty$ (here x_e is the exact solution).

Before calling this routine:

- call the factorization routine [?sptf](#)

- call the solver routine [?spttrs](#).

Input Parameters

<i>uplo</i>	CHARACTER*1. Must be 'U' or 'L'. If <i>uplo</i> = 'U', the upper triangle of <i>A</i> is stored. If <i>uplo</i> = 'L', the lower triangle of <i>A</i> is stored.
<i>n</i>	INTEGER. The order of the matrix <i>A</i> ; $n \geq 0$.
<i>nrhs</i>	INTEGER. The number of right-hand sides; $nrhs \geq 0$.
<i>ap,afp,b,x,work</i>	REAL for ssprfs DOUBLE PRECISION for dsprfs COMPLEX for csprfs DOUBLE COMPLEX for zsprfs. Arrays: <i>ap</i> (*) contains the original packed matrix <i>A</i> , as supplied to ?spttrf . <i>afp</i> (*) contains the factored packed matrix <i>A</i> , as returned by ?spttrf . <i>b</i> (<i>ldb</i> ,*) contains the right-hand side matrix <i>B</i> . <i>x</i> (<i>ldx</i> ,*) contains the solution matrix <i>X</i> . <i>work</i> (*) is a workspace array. The dimension of arrays <i>ap</i> and <i>afp</i> must be at least $\max(1, n(n+1)/2)$; the second dimension of <i>b</i> and <i>x</i> must be at least $\max(1, nrhs)$; the dimension of <i>work</i> must be at least $\max(1, 3*n)$ for real flavors and $\max(1, 2*n)$ for complex flavors.
<i>ldb</i>	INTEGER. The first dimension of <i>b</i> ; $ldb \geq \max(1, n)$.
<i>ldx</i>	INTEGER. The first dimension of <i>x</i> ; $ldx \geq \max(1, n)$.
<i>ipiv</i>	INTEGER. Array, DIMENSION at least $\max(1, n)$. The <i>ipiv</i> array, as returned by ?spttrf .
<i>iwork</i>	INTEGER. Workspace array, DIMENSION at least $\max(1, n)$.
<i>rwork</i>	REAL for csprfs DOUBLE PRECISION for zsprfs. Workspace array, DIMENSION at least $\max(1, n)$.

Output Parameters

<i>x</i>	The refined solution matrix <i>X</i> .
----------	--

<i>ferr, berr</i>	REAL for single precision flavors. DOUBLE PRECISION for double precision flavors. Arrays, DIMENSION at least $\max(1, nrhs)$. Contain the component-wise forward and backward errors, respectively, for each solution vector.
<i>info</i>	INTEGER. If <i>info</i> = 0, the execution is successful. If <i>info</i> = - <i>i</i> , the <i>i</i> -th parameter had an illegal value.

Fortran 95 Interface Notes

Routines in Fortran 95 interface have fewer arguments in the calling sequence than their FORTRAN 77 counterparts. For general conventions applied to skip redundant or reconstructible arguments, see [Fortran 95 Interface Conventions](#).

Specific details for the routine *sprfs* interface are as follows:

<i>ap</i>	Holds the array <i>A</i> of size $(n^*(n+1)/2)$.
<i>afp</i>	Holds the array <i>AF</i> of size $(n^*(n+1)/2)$.
<i>ipiv</i>	Holds the vector of length <i>n</i> .
<i>b</i>	Holds the matrix <i>B</i> of size $(n, nrhs)$.
<i>x</i>	Holds the matrix <i>X</i> of size $(n, nrhs)$.
<i>ferr</i>	Holds the vector of length $(nrhs)$.
<i>berr</i>	Holds the vector of length $(nrhs)$.
<i>uplo</i>	Must be 'U' or 'L'. The default value is 'U'.

Application Notes

The bounds returned in *ferr* are not rigorous, but in practice they almost always overestimate the actual error.

For each right-hand side, computation of the backward error involves a minimum of $4n^2$ floating-point operations (for real flavors) or $16n^2$ operations (for complex flavors). In addition, each step of iterative refinement involves $6n^2$ operations (for real flavors) or $24n^2$ operations (for complex flavors); the number of iterations may range from 1 to 5.

Estimating the forward error involves solving a number of systems of linear equations $A^*x = b$; the number of systems is usually 4 or 5 and never more than 11. Each solution requires approximately $2n^2$ floating-point operations for real flavors or $8n^2$ for complex flavors.

?hprfs

Refines the solution of a system of linear equations with a packed complex Hermitian matrix and estimates the solution error.

Syntax

FORTRAN 77:

```
call chprfs( uplo, n, nrhs, ap, afp, ipiv, b, ldb, x, ldx, ferr, berr, work,
            rwork, info )

call zhprfs( uplo, n, nrhs, ap, afp, ipiv, b, ldb, x, ldx, ferr, berr, work,
            rwork, info )
```

Fortran 95:

```
call hprfs( ap, afp, ipiv, b, x [,uplo] [,ferr] [,berr] [,info] )
```

Description

This routine is declared in `mkl_lapack.fi` for FORTRAN 77 interface, in `lapack.f90` for Fortran 95 interface, and in `mkl_lapack.h` for C interface.

The routine performs an iterative refinement of the solution to a system of linear equations $A \cdot X = B$ with a packed complex Hermitian matrix A , with multiple right-hand sides. For each computed solution vector x , the routine computes the *component-wise backward error* β . This error is the smallest relative perturbation in elements of A and b such that x is the exact solution of the perturbed system:

$$|\delta a_{ij}| \leq \beta |a_{ij}|, \quad |\delta b_i| \leq \beta |b_i| \text{ such that } (A + \delta A)x = (b + \delta b).$$

Finally, the routine estimates the *component-wise forward error* in the computed solution $\|x - x_e\|_\infty / \|x\|_\infty$ (here x_e is the exact solution).

Before calling this routine:

- call the factorization routine [?hptrf](#)
- call the solver routine [?hptrs](#).

Input Parameters

uplo CHARACTER*1. Must be 'U' or 'L'.

	If <i>uplo</i> = 'U', the upper triangle of <i>A</i> is stored. If <i>uplo</i> = 'L', the lower triangle of <i>A</i> is stored.
<i>n</i>	INTEGER. The order of the matrix <i>A</i> ; $n \geq 0$.
<i>nrhs</i>	INTEGER. The number of right-hand sides; $nrhs \geq 0$.
<i>ap,afp,b,x,work</i>	COMPLEX for <i>chprfs</i> DOUBLE COMPLEX for <i>zhprfs</i> . Arrays: <i>ap</i> (*) contains the original packed matrix <i>A</i> , as supplied to ?hptrf . <i>afp</i> (*) contains the factored packed matrix <i>A</i> , as returned by ?hptrf . <i>b</i> (<i>ldb</i> ,*) contains the right-hand side matrix <i>B</i> . <i>x</i> (<i>ldx</i> ,*) contains the solution matrix <i>X</i> . <i>work</i> (*) is a workspace array. The dimension of arrays <i>ap</i> and <i>afp</i> must be at least $\max(1, n(n+1)/2)$; the second dimension of <i>b</i> and <i>x</i> must be at least $\max(1, nrhs)$; the dimension of <i>work</i> must be at least $\max(1, 2*n)$.
<i>ldb</i>	INTEGER. The first dimension of <i>b</i> ; $ldb \geq \max(1, n)$.
<i>ldx</i>	INTEGER. The first dimension of <i>x</i> ; $ldx \geq \max(1, n)$.
<i>ipiv</i>	INTEGER. Array , DIMENSION at least $\max(1, n)$. The <i>ipiv</i> array, as returned by ?hptrf .
<i>rwork</i>	REAL for <i>chprfs</i> DOUBLE PRECISION for <i>zhprfs</i> . Workspace array , DIMENSION at least $\max(1, n)$.

Output Parameters

<i>x</i>	The refined solution matrix <i>X</i> .
<i>ferr, berr</i>	REAL for <i>chprfs</i> . DOUBLE PRECISION for <i>zhprfs</i> . Arrays , DIMENSION at least $\max(1, nrhs)$. Contain the component-wise forward and backward errors, respectively, for each solution vector.
<i>info</i>	INTEGER. If <i>info</i> = 0, the execution is successful. If <i>info</i> = - <i>i</i> , the <i>i</i> -th parameter had an illegal value.

Fortran 95 Interface Notes

Routines in Fortran 95 interface have fewer arguments in the calling sequence than their FORTRAN 77 counterparts. For general conventions applied to skip redundant or reconstructible arguments, see [Fortran 95 Interface Conventions](#).

Specific details for the routine `hprfs` interface are as follows:

<i>ap</i>	Holds the array <i>A</i> of size $(n^*(n+1)/2)$.
<i>afp</i>	Holds the array <i>AF</i> of size $(n^*(n+1)/2)$.
<i>ipiv</i>	Holds the vector of length <i>n</i> .
<i>b</i>	Holds the matrix <i>B</i> of size $(n, nrhs)$.
<i>x</i>	Holds the matrix <i>X</i> of size $(n, nrhs)$.
<i>ferr</i>	Holds the vector of length $(nrhs)$.
<i>berr</i>	Holds the vector of length $(nrhs)$.
<i>uplo</i>	Must be 'U' or 'L'. The default value is 'U'.

Application Notes

The bounds returned in *ferr* are not rigorous, but in practice they almost always overestimate the actual error.

For each right-hand side, computation of the backward error involves a minimum of $16n^2$ operations. In addition, each step of iterative refinement involves $24n^2$ operations; the number of iterations may range from 1 to 5.

Estimating the forward error involves solving a number of systems of linear equations $A^*x = b$; the number is usually 4 or 5 and never more than 11. Each solution requires approximately $8n^2$ floating-point operations.

The real counterpart of this routine is [?ssprfs/?dsprfs](#).

?trrfs

Estimates the error in the solution of a system of linear equations with a triangular matrix.

Syntax

FORTRAN 77:

```
call strrfs( uplo, trans, diag, n, nrhs, a, lda, b, ldb, x, ldx, ferr, berr,
work, iwork, info )

call dtrrfs( uplo, trans, diag, n, nrhs, a, lda, b, ldb, x, ldx, ferr, berr,
work, iwork, info )

call ctrrfs( uplo, trans, diag, n, nrhs, a, lda, b, ldb, x, ldx, ferr, berr,
work, rwork, info )

call ztrrfs( uplo, trans, diag, n, nrhs, a, lda, b, ldb, x, ldx, ferr, berr,
work, rwork, info )
```

Fortran 95:

```
call trrfs( a, b, x [,uplo] [,trans] [,diag] [,ferr] [,berr] [,info] )
```

Description

This routine is declared in `mkl_lapack.fi` for FORTRAN 77 interface, in `lapack.f90` for Fortran 95 interface, and in `mkl_lapack.h` for C interface.

The routine estimates the errors in the solution to a system of linear equations $A^*X = B$ or $A^T * X = B$ or $A^H * X = B$ with a triangular matrix A , with multiple right-hand sides. For each computed solution vector x , the routine computes the *component-wise backward error* β . This error is the smallest relative perturbation in elements of A and b such that x is the exact solution of the perturbed system:

$$|\delta a_{ij}| \leq \beta |a_{ij}|, \quad |\delta b_i| \leq \beta |b_i| \quad \text{such that} \quad (A + \delta A)x = (b + \delta b).$$

The routine also estimates the *component-wise forward error* in the computed solution $\|x - x_e\|_\infty / \|x\|_\infty$ (here x_e is the exact solution).

Before calling this routine, call the solver routine [?trtrs](#).

Input Parameters

<i>uplo</i>	<p>CHARACTER*1. Must be 'U' or 'L'.</p> <p>Indicates whether <i>A</i> is upper or lower triangular:</p> <p>If <i>uplo</i> = 'U', then <i>A</i> is upper triangular.</p> <p>If <i>uplo</i> = 'L', then <i>A</i> is lower triangular.</p>
<i>trans</i>	<p>CHARACTER*1. Must be 'N' or 'T' or 'C'.</p> <p>Indicates the form of the equations:</p> <p>If <i>trans</i> = 'N', the system has the form $A^*X = B$.</p> <p>If <i>trans</i> = 'T', the system has the form $A^T * X = B$.</p> <p>If <i>trans</i> = 'C', the system has the form $A^H * X = B$.</p>
<i>diag</i>	<p>CHARACTER*1. Must be 'N' or 'U'.</p> <p>If <i>diag</i> = 'N', then <i>A</i> is not a unit triangular matrix.</p> <p>If <i>diag</i> = 'U', then <i>A</i> is unit triangular: diagonal elements of <i>A</i> are assumed to be 1 and not referenced in the array <i>a</i>.</p>
<i>n</i>	INTEGER. The order of the matrix <i>A</i> ; $n \geq 0$.
<i>nrhs</i>	INTEGER. The number of right-hand sides; $nrhs \geq 0$.
<i>a, b, x, work</i>	<p>REAL for strrfs</p> <p>DOUBLE PRECISION for dtrrfs</p> <p>COMPLEX for ctrrfs</p> <p>DOUBLE COMPLEX for ztrrfs.</p> <p>Arrays:</p> <p><i>a</i>(<i>lda</i>,*) contains the upper or lower triangular matrix <i>A</i>, as specified by <i>uplo</i>.</p> <p><i>b</i>(<i>ldb</i>,*) contains the right-hand side matrix <i>B</i>.</p> <p><i>x</i>(<i>ldx</i>,*) contains the solution matrix <i>X</i>.</p> <p><i>work</i>(*) is a workspace array.</p> <p>The second dimension of <i>a</i> must be at least $\max(1, n)$; the second dimension of <i>b</i> and <i>x</i> must be at least $\max(1, nrhs)$; the dimension of <i>work</i> must be at least $\max(1, 3*n)$ for real flavors and $\max(1, 2*n)$ for complex flavors.</p>
<i>lda</i>	INTEGER. The first dimension of <i>a</i> ; $lda \geq \max(1, n)$.
<i>ldb</i>	INTEGER. The first dimension of <i>b</i> ; $ldb \geq \max(1, n)$.
<i>ldx</i>	INTEGER. The first dimension of <i>x</i> ; $ldx \geq \max(1, n)$.
<i>iwork</i>	INTEGER. Workspace array, DIMENSION at least $\max(1, n)$.

rwork REAL for `ctrtrfs`
 DOUBLE PRECISION for `ztrtrfs`.
 Workspace array, DIMENSION at least $\max(1, n)$.

Output Parameters

ferr, berr REAL for single precision flavors
 DOUBLE PRECISION for double precision flavors.
 Arrays, DIMENSION at least $\max(1, nrhs)$. Contain the component-wise forward and backward errors, respectively, for each solution vector.

info INTEGER. If *info* = 0, the execution is successful.
 If *info* = -*i*, the *i*-th parameter had an illegal value.

Fortran 95 Interface Notes

Routines in Fortran 95 interface have fewer arguments in the calling sequence than their FORTRAN 77 counterparts. For general conventions applied to skip redundant or reconstructible arguments, see [Fortran 95 Interface Conventions](#).

Specific details for the routine `trrfs` interface are as follows:

a Holds the matrix *A* of size (n, n) .
b Holds the matrix *B* of size $(n, nrhs)$.
x Holds the matrix *X* of size $(n, nrhs)$.
ferr Holds the vector of length $(nrhs)$.
berr Holds the vector of length $(nrhs)$.
uplo Must be 'U' or 'L'. The default value is 'U'.
trans Must be 'N', 'C', or 'T'. The default value is 'N'.
diag Must be 'N' or 'U'. The default value is 'N'.

Application Notes

The bounds returned in *ferr* are not rigorous, but in practice they almost always overestimate the actual error.

A call to this routine involves, for each right-hand side, solving a number of systems of linear equations $A*x = b$; the number of systems is usually 4 or 5 and never more than 11. Each solution requires approximately n^2 floating-point operations for real flavors or $4n^2$ for complex flavors.

?tprfs

Estimates the error in the solution of a system of linear equations with a packed triangular matrix.

Syntax

FORTRAN 77:

```
call stprfs( uplo, trans, diag, n, nrhs, ap, b, ldb, x, ldx, ferr, berr, work,
            iwork, info )

call dtpfrfs( uplo, trans, diag, n, nrhs, ap, b, ldb, x, ldx, ferr, berr, work,
            iwork, info )

call ctpfrfs( uplo, trans, diag, n, nrhs, ap, b, ldb, x, ldx, ferr, berr, work,
            rwork, info )

call ztpfrfs( uplo, trans, diag, n, nrhs, ap, b, ldb, x, ldx, ferr, berr, work,
            rwork, info )
```

Fortran 95:

```
call tprfs( ap, b, x [,uplo] [,trans] [,diag] [,ferr] [,berr] [,info] )
```

Description

This routine is declared in `mkl_lapack.fi` for FORTRAN 77 interface, in `lapack.f90` for Fortran 95 interface, and in `mkl_lapack.h` for C interface.

The routine estimates the errors in the solution to a system of linear equations $A^*X = B$ or $A^T * X = B$ or $A^H * X = B$ with a packed triangular matrix A , with multiple right-hand sides. For each computed solution vector x , the routine computes the *component-wise backward error* β . This error is the smallest relative perturbation in elements of A and b such that x is the exact solution of the perturbed system:

$$|\delta a_{ij}| \leq \beta |a_{ij}|, \quad |\delta b_i| \leq \beta |b_i| \text{ such that } (A + \delta A)x = (b + \delta b).$$

The routine also estimates the *component-wise forward error* in the computed solution $\|x - x_e\|_\infty / \|x\|_\infty$ (here x_e is the exact solution).

Before calling this routine, call the solver routine [?tpttrs](#).

Input Parameters

<i>uplo</i>	<p>CHARACTER*1. Must be 'U' or 'L'.</p> <p>Indicates whether <i>A</i> is upper or lower triangular:</p> <p>If <i>uplo</i> = 'U', then <i>A</i> is upper triangular.</p> <p>If <i>uplo</i> = 'L', then <i>A</i> is lower triangular.</p>
<i>trans</i>	<p>CHARACTER*1. Must be 'N' or 'T' or 'C'.</p> <p>Indicates the form of the equations:</p> <p>If <i>trans</i> = 'N', the system has the form $A^*X = B$.</p> <p>If <i>trans</i> = 'T', the system has the form $A^T * X = B$.</p> <p>If <i>trans</i> = 'C', the system has the form $A^H * X = B$.</p>
<i>diag</i>	<p>CHARACTER*1. Must be 'N' or 'U'.</p> <p>If <i>diag</i> = 'N', <i>A</i> is not a unit triangular matrix.</p> <p>If <i>diag</i> = 'U', <i>A</i> is unit triangular: diagonal elements of <i>A</i> are assumed to be 1 and not referenced in the array <i>ap</i>.</p>
<i>n</i>	INTEGER. The order of the matrix <i>A</i> ; $n \geq 0$.
<i>nrhs</i>	INTEGER. The number of right-hand sides; $nrhs \geq 0$.
<i>ap, b, x, work</i>	<p>REAL for stprfs</p> <p>DOUBLE PRECISION for dtpfrfs</p> <p>COMPLEX for ctpfrfs</p> <p>DOUBLE COMPLEX for ztpfrfs.</p> <p>Arrays:</p> <p><i>ap</i>(*) contains the upper or lower triangular matrix <i>A</i>, as specified by <i>uplo</i>.</p> <p><i>b</i>(<i>ldb</i>,*) contains the right-hand side matrix <i>B</i>.</p> <p><i>x</i>(<i>ldx</i>,*) contains the solution matrix <i>X</i>.</p> <p><i>work</i>(*) is a workspace array.</p> <p>The dimension of <i>ap</i> must be at least $\max(1, n(n+1)/2)$; the second dimension of <i>b</i> and <i>x</i> must be at least $\max(1, nrhs)$; the dimension of <i>work</i> must be at least $\max(1, 3*n)$ for real flavors and $\max(1, 2*n)$ for complex flavors.</p>
<i>ldb</i>	INTEGER. The first dimension of <i>b</i> ; $ldb \geq \max(1, n)$.
<i>ldx</i>	INTEGER. The first dimension of <i>x</i> ; $ldx \geq \max(1, n)$.
<i>iwork</i>	INTEGER. Workspace array, DIMENSION at least $\max(1, n)$.
<i>rwork</i>	REAL for ctpfrfs

DOUBLE PRECISION for `ztprfs`.
 Workspace array, DIMENSION at least $\max(1, n)$.

Output Parameters

<i>ferr, berr</i>	REAL for single precision flavors DOUBLE PRECISION for double precision flavors. Arrays, DIMENSION at least $\max(1, nrhs)$. Contain the component-wise forward and backward errors, respectively, for each solution vector.
<i>info</i>	INTEGER. If <i>info</i> = 0, the execution is successful. If <i>info</i> = - <i>i</i> , the <i>i</i> -th parameter had an illegal value.

Fortran 95 Interface Notes

Routines in Fortran 95 interface have fewer arguments in the calling sequence than their FORTRAN 77 counterparts. For general conventions applied to skip redundant or reconstructible arguments, see [Fortran 95 Interface Conventions](#).

Specific details for the routine `tprfs` interface are as follows:

<i>ap</i>	Holds the array <i>A</i> of size $(n * (n+1) / 2)$.
<i>b</i>	Holds the matrix <i>B</i> of size $(n, nrhs)$.
<i>x</i>	Holds the matrix <i>X</i> of size $(n, nrhs)$.
<i>ferr</i>	Holds the vector of length $(nrhs)$.
<i>berr</i>	Holds the vector of length $(nrhs)$.
<i>uplo</i>	Must be 'U' or 'L'. The default value is 'U'.
<i>trans</i>	Must be 'N', 'C', or 'T'. The default value is 'N'.
<i>diag</i>	Must be 'N' or 'U'. The default value is 'N'.

Application Notes

The bounds returned in *ferr* are not rigorous, but in practice they almost always overestimate the actual error.

A call to this routine involves, for each right-hand side, solving a number of systems of linear equations $A * x = b$; the number of systems is usually 4 or 5 and never more than 11. Each solution requires approximately n^2 floating-point operations for real flavors or $4n^2$ for complex flavors.

?tbrfs

Estimates the error in the solution of a system of linear equations with a triangular band matrix.

Syntax

FORTRAN 77:

```
call stbrfs( uplo, trans, diag, n, kd, nrhs, ab, ldab, b, ldb, x, ldx, ferr,
berr, work, iwork, info )

call dtbrfs( uplo, trans, diag, n, kd, nrhs, ab, ldab, b, ldb, x, ldx, ferr,
berr, work, iwork, info )

call ctbrfs( uplo, trans, diag, n, kd, nrhs, ab, ldab, b, ldb, x, ldx, ferr,
berr, work, rwork, info )

call ztbrfs( uplo, trans, diag, n, kd, nrhs, ab, ldab, b, ldb, x, ldx, ferr,
berr, work, rwork, info )
```

Fortran 95:

```
call tbrfs( ab, b, x [,uplo] [,trans] [,diag] [,ferr] [,berr] [,info] )
```

Description

This routine is declared in `mkl_lapack.fi` for FORTRAN 77 interface, in `lapack.f90` for Fortran 95 interface, and in `mkl_lapack.h` for C interface.

The routine estimates the errors in the solution to a system of linear equations $A^*X = B$ or $A^T * X = B$ or $A^H * X = B$ with a triangular band matrix A , with multiple right-hand sides. For each computed solution vector x , the routine computes the *component-wise backward error* β . This error is the smallest relative perturbation in elements of A and b such that x is the exact solution of the perturbed system:

$$|\delta a_{ij}| \leq \beta |a_{ij}|, \quad |\delta b_i| \leq \beta |b_i| \text{ such that } (A + \delta A)x = (b + \delta b).$$

The routine also estimates the *component-wise forward error* in the computed solution $\|x - x_e\|_\infty / \|x\|_\infty$ (here x_e is the exact solution).

Before calling this routine, call the solver routine [?tbtrs](#).

Input Parameters

<i>uplo</i>	<p>CHARACTER*1. Must be 'U' or 'L'.</p> <p>Indicates whether <i>A</i> is upper or lower triangular:</p> <p>If <i>uplo</i> = 'U', then <i>A</i> is upper triangular.</p> <p>If <i>uplo</i> = 'L', then <i>A</i> is lower triangular.</p>
<i>trans</i>	<p>CHARACTER*1. Must be 'N' or 'T' or 'C'.</p> <p>Indicates the form of the equations:</p> <p>If <i>trans</i> = 'N', the system has the form $A^*X = B$.</p> <p>If <i>trans</i> = 'T', the system has the form $A^T * X = B$.</p> <p>If <i>trans</i> = 'C', the system has the form $A^H * X = B$.</p>
<i>diag</i>	<p>CHARACTER*1. Must be 'N' or 'U'.</p> <p>If <i>diag</i> = 'N', <i>A</i> is not a unit triangular matrix.</p> <p>If <i>diag</i> = 'U', <i>A</i> is unit triangular: diagonal elements of <i>A</i> are assumed to be 1 and not referenced in the array <i>ab</i>.</p>
<i>n</i>	INTEGER. The order of the matrix <i>A</i> ; $n \geq 0$.
<i>kd</i>	INTEGER. The number of super-diagonals or sub-diagonals in the matrix <i>A</i> ; $kd \geq 0$.
<i>nrhs</i>	INTEGER. The number of right-hand sides; $nrhs \geq 0$.
<i>ab, b, x, work</i>	<p>REAL for stbrfs</p> <p>DOUBLE PRECISION for dtbrfs</p> <p>COMPLEX for ctbrfs</p> <p>DOUBLE COMPLEX for ztbrfs.</p> <p>Arrays:</p> <p><i>ab</i>(<i>ldab</i>,*) contains the upper or lower triangular matrix <i>A</i>, as specified by <i>uplo</i>, in band storage format.</p> <p><i>b</i>(<i>ldb</i>,*) contains the right-hand side matrix <i>B</i>.</p> <p><i>x</i>(<i>ldx</i>,*) contains the solution matrix <i>X</i>.</p> <p><i>work</i>(*) is a workspace array.</p> <p>The second dimension of <i>a</i> must be at least $\max(1, n)$; the second dimension of <i>b</i> and <i>x</i> must be at least $\max(1, nrhs)$. The dimension of <i>work</i> must be at least $\max(1, 3*n)$ for real flavors and $\max(1, 2*n)$ for complex flavors.</p>
<i>ldab</i>	INTEGER. The first dimension of the array <i>ab</i> ; $ldab \geq kd + 1$.
<i>ldb</i>	INTEGER. The first dimension of <i>b</i> ; $ldb \geq \max(1, n)$.

<i>ldx</i>	INTEGER. The first dimension of <i>x</i> ; $ldx \geq \max(1, n)$.
<i>iwork</i>	INTEGER. Workspace array, DIMENSION at least $\max(1, n)$.
<i>rwork</i>	REAL for <i>ctbrfs</i> DOUBLE PRECISION for <i>ztbrfs</i> . Workspace array, DIMENSION at least $\max(1, n)$.

Output Parameters

<i>ferr, berr</i>	REAL for single precision flavors. DOUBLE PRECISION for double precision flavors. Arrays, DIMENSION at least $\max(1, nrhs)$. Contain the component-wise forward and backward errors, respectively, for each solution vector.
<i>info</i>	INTEGER. If <i>info</i> = 0, the execution is successful. If <i>info</i> = - <i>i</i> , the <i>i</i> -th parameter had an illegal value.

Fortran 95 Interface Notes

Routines in Fortran 95 interface have fewer arguments in the calling sequence than their FORTRAN 77 counterparts. For general conventions applied to skip redundant or reconstructible arguments, see [Fortran 95 Interface Conventions](#).

Specific details for the routine *tbrfs* interface are as follows:

<i>ab</i>	Holds the array <i>A</i> of size $(kd+1, n)$.
<i>b</i>	Holds the matrix <i>B</i> of size $(n, nrhs)$.
<i>x</i>	Holds the matrix <i>X</i> of size $(n, nrhs)$.
<i>ferr</i>	Holds the vector of length $(nrhs)$.
<i>berr</i>	Holds the vector of length $(nrhs)$.
<i>uplo</i>	Must be 'U' or 'L'. The default value is 'U'.
<i>trans</i>	Must be 'N', 'C', or 'T'. The default value is 'N'.
<i>diag</i>	Must be 'N' or 'U'. The default value is 'N'.

Application Notes

The bounds returned in *ferr* are not rigorous, but in practice they almost always overestimate the actual error.

A call to this routine involves, for each right-hand side, solving a number of systems of linear equations $Ax = b$; the number of systems is usually 4 or 5 and never more than 11. Each solution requires approximately $2n \times kd$ floating-point operations for real flavors or $8n \times kd$ operations for complex flavors.

Routines for Matrix Inversion

It is seldom necessary to compute an explicit inverse of a matrix. In particular, do not attempt to solve a system of equations $Ax = b$ by first computing A^{-1} and then forming the matrix-vector product $x = A^{-1}b$. Call a solver routine instead (see [Routines for Solving Systems of Linear Equations](#)); this is more efficient and more accurate.

However, matrix inversion routines are provided for the rare occasions when an explicit inverse matrix is needed.

?getri

Computes the inverse of an LU-factored general matrix.

Syntax

FORTRAN 77:

```
call sgetri( n, a, lda, ipiv, work, lwork, info )
call dgetri( n, a, lda, ipiv, work, lwork, info )
call cgetri( n, a, lda, ipiv, work, lwork, info )
call zgetri( n, a, lda, ipiv, work, lwork, info )
```

Fortran 95:

```
call getri( a, ipiv [,info] )
```

Description

This routine is declared in `mkl_lapack.fi` for FORTRAN 77 interface, in `lapack.f90` for Fortran 95 interface, and in `mkl_lapack.h` for C interface.

The routine computes the inverse $\text{inv}(A)$ of a general matrix A . Before calling this routine, call [?getrf](#) to factorize A .

Input Parameters

<i>n</i>	INTEGER. The order of the matrix <i>A</i> ; $n \geq 0$.
<i>a</i> , <i>work</i>	REAL for sgetri DOUBLE PRECISION for dgetri COMPLEX for cgetri DOUBLE COMPLEX for zgetri. Arrays: <i>a</i> (<i>lda</i> ,*), <i>work</i> (*). <i>a</i> (<i>lda</i> ,*) contains the factorization of the matrix <i>A</i> , as returned by ?getrf: $A = P * L * U$. The second dimension of <i>a</i> must be at least $\max(1, n)$. <i>work</i> (*) is a workspace array of dimension at least $\max(1, lwork)$.
<i>lda</i>	INTEGER. The first dimension of <i>a</i> ; $lda \geq \max(1, n)$.
<i>ipiv</i>	INTEGER. Array, DIMENSION at least $\max(1, n)$. The <i>ipiv</i> array, as returned by ?getrf.
<i>lwork</i>	INTEGER. The size of the <i>work</i> array; $lwork \geq n$. If $lwork = -1$, then a workspace query is assumed; the routine only calculates the optimal size of the <i>work</i> array, returns this value as the first entry of the <i>work</i> array, and no error message related to <i>lwork</i> is issued by xerbla.

See *Application Notes* below for the suggested value of *lwork*.

Output Parameters

<i>a</i>	Overwritten by the <i>n</i> -by- <i>n</i> matrix $\text{inv}(A)$.
<i>work</i> (1)	If <i>info</i> = 0, on exit <i>work</i> (1) contains the minimum value of <i>lwork</i> required for optimum performance. Use this <i>lwork</i> for subsequent runs.
<i>info</i>	INTEGER. If <i>info</i> = 0, the execution is successful. If <i>info</i> = - <i>i</i> , the <i>i</i> -th parameter had an illegal value. If <i>info</i> = <i>i</i> , the <i>i</i> -th diagonal element of the factor <i>U</i> is zero, <i>U</i> is singular, and the inversion could not be completed.

Fortran 95 Interface Notes

Routines in Fortran 95 interface have fewer arguments in the calling sequence than their FORTRAN 77 counterparts. For general conventions applied to skip redundant or reconstructible arguments, see [Fortran 95 Interface Conventions](#).

Specific details for the routine `getri` interface are as follows:

<code>a</code>	Holds the matrix A of size (n, n) .
<code>ipiv</code>	Holds the vector of length n .

Application Notes

For better performance, try using `lwork = n*blocksize`, where `blocksize` is a machine-dependent value (typically, 16 to 64) required for optimum performance of the *blocked algorithm*.

If you are in doubt how much workspace to supply, use a generous value of `lwork` for the first run or set `lwork = -1`.

If you choose the first option and set any of admissible `lwork` sizes, which is no less than the minimal value described, the routine completes the task, though probably not so fast as with a recommended workspace, and provides the recommended workspace in the first element of the corresponding array `work` on exit. Use this value (`work(1)`) for subsequent runs.

If you set `lwork = -1`, the routine returns immediately and provides the recommended workspace in the first element of the corresponding array (`work`). This operation is called a workspace query.

Note that if you set `lwork` to less than the minimal required value and not -1, the routine returns immediately with an error exit and does not provide any information on the recommended workspace.

The computed inverse X satisfies the following error bound:

$$|XA - I| \leq c(n)\varepsilon|X|P|L||U|,$$

where $c(n)$ is a modest linear function of n ; ε is the machine precision; I denotes the identity matrix; P , L , and U are the factors of the matrix factorization $A = P*L*U$.

The total number of floating-point operations is approximately $(4/3)n^3$ for real flavors and $(16/3)n^3$ for complex flavors.

?potri

Computes the inverse of a symmetric (Hermitian) positive-definite matrix.

Syntax

FORTRAN 77:

```
call spotri( uplo, n, a, lda, info )
call dpotri( uplo, n, a, lda, info )
call cpotri( uplo, n, a, lda, info )
call zpotri( uplo, n, a, lda, info )
```

Fortran 95:

```
call potri( a [,uplo] [,info] )
```

Description

This routine is declared in `mkl_lapack.fi` for FORTRAN 77 interface, in `lapack.f90` for Fortran 95 interface, and in `mkl_lapack.h` for C interface.

The routine computes the inverse $\text{inv}(A)$ of a symmetric positive definite or, for complex flavors, Hermitian positive-definite matrix A . Before calling this routine, call `?potrf` to factorize A .

Input Parameters

<code>uplo</code>	CHARACTER*1. Must be 'U' or 'L'. Indicates whether A is upper or lower triangular: If <code>uplo</code> = 'U', then A is upper triangular. If <code>uplo</code> = 'L', then A is lower triangular.
<code>n</code>	INTEGER. The order of the matrix A ; $n \geq 0$.
<code>a</code>	REAL for <code>spotri</code> DOUBLE PRECISION for <code>dpotri</code> COMPLEX for <code>cpotri</code> DOUBLE COMPLEX for <code>zpotri</code> . Array <code>a(lda,*)</code> . Contains the factorization of the matrix A , as returned by <code>?potrf</code> .

The second dimension of a must be at least $\max(1, n)$.

lda INTEGER. The first dimension of a ; $lda \geq \max(1, n)$.

Output Parameters

a Overwritten by the n -by- n matrix $\text{inv}(A)$.

$info$ INTEGER.

If $info = 0$, the execution is successful.

If $info = -i$, the i -th parameter had an illegal value.

If $info = i$, the i -th diagonal element of the Cholesky factor (and therefore the factor itself) is zero, and the inversion could not be completed.

Fortran 95 Interface Notes

Routines in Fortran 95 interface have fewer arguments in the calling sequence than their FORTRAN 77 counterparts. For general conventions applied to skip redundant or reconstructible arguments, see [Fortran 95 Interface Conventions](#).

Specific details for the routine `potri` interface are as follows:

a Holds the matrix A of size (n, n) .

$uplo$ Must be 'U' or 'L'. The default value is 'U'.

Application Notes

The computed inverse x satisfies the following error bounds:

$$\|XA - I\|_2 \leq c(n)\epsilon\kappa_2(A), \quad \|AX - I\|_2 \leq c(n)\epsilon\kappa_2(A),$$

where $c(n)$ is a modest linear function of n , and ϵ is the machine precision; I denotes the identity matrix.

The 2-norm $\|A\|_2$ of a matrix A is defined by $\|A\|_2 = \max_{x, \|x\|=1} (Ax \cdot Ax)^{1/2}$, and the condition number $\kappa_2(A)$ is defined by $\kappa_2(A) = \|A\|_2 \|A^{-1}\|_2$.

The total number of floating-point operations is approximately $(2/3)n^3$ for real flavors and $(8/3)n^3$ for complex flavors.

?pfttri

Computes the inverse of a symmetric (Hermitian) positive-definite matrix in RFP format using the Cholesky factorization.

Syntax

FORTRAN 77:

```
call spfttri( transr, uplo, n, a, info )
call dpfttri( transr, uplo, n, a, info )
call cpfttri( transr, uplo, n, a, info )
call zpfttri( transr, uplo, n, a, info )
```

Description

This routine is declared in `mk1_lapack.fi` for FORTRAN 77 interface and in `mk1_lapack.h` for C interface.

The routine computes the inverse $\text{inv}(A)$ of a symmetric positive definite or, for complex data, Hermitian positive-definite matrix A using the Cholesky factorization:

$$\begin{aligned} A &= U^T * U \text{ for real data, } A = U^H * U \text{ for complex data} && \text{if } uplo = 'U' \\ A &= L * L^T \text{ for real data, } A = L * L^H \text{ for complex data} && \text{if } uplo = 'L' \end{aligned}$$

Before calling this routine, call [?pfttrf](#) to factorize A .

The matrix A is in the Rectangular Full Packed (RFP) format. For the description of the RFP format, see [Matrix Storage Schemes](#).

Input Parameters

<i>transr</i>	CHARACTER*1. Must be 'N', 'T' (for real data) or 'C' (for complex data). If <i>transr</i> = 'N', the Normal <i>transr</i> of RFP A is stored. If <i>transr</i> = 'T', the Transpose <i>transr</i> of RFP A is stored. If <i>transr</i> = 'C', the Conjugate-Transpose <i>transr</i> of RFP A is stored.
<i>uplo</i>	CHARACTER*1. Must be 'U' or 'L'. Indicates whether the upper or lower triangular part of the RFP matrix A is stored:

If `uplo = 'U'`, the array `a` stores the upper triangular part of the matrix `A`.
 If `uplo = 'L'`, the array `a` stores the lower triangular part of the matrix `A`.

`n` INTEGER. The order of the matrix `A`; $n \geq 0$.

`a` REAL for `spftri`
 DOUBLE PRECISION for `dpftri`
 COMPLEX for `cpftri`
 DOUBLE COMPLEX for `zpftri`.
 Array, DIMENSION $(n*(n+1)/2)$. The array `a` contains the matrix `A` in the RFP format.

Output Parameters

`a` The symmetric/Hermitian inverse of the original matrix in the same storage format.

`info` INTEGER. If `info=0`, the execution is successful.
 If `info = -i`, the `i`-th parameter had an illegal value.
 If `info = i`, the (i, i) element of the factor `U` or `L` is zero, and the inverse could not be computed.

?pptri

Computes the inverse of a packed symmetric (Hermitian) positive-definite matrix

Syntax

FORTRAN 77:

```
call spptri( uplo, n, ap, info )
call dpptri( uplo, n, ap, info )
call cpptri( uplo, n, ap, info )
call zpptri( uplo, n, ap, info )
```

Fortran 95:

```
call pptri( ap [,uplo] [,info] )
```


Description

This routine is declared in `mkl_lapack.fi` for FORTRAN 77 interface, in `lapack.f90` for Fortran 95 interface, and in `mkl_lapack.h` for C interface.

The routine computes the inverse $\text{inv}(A)$ of a symmetric positive definite or, for complex flavors, Hermitian positive-definite matrix A in *packed* form. Before calling this routine, call [?pptrf](#) to factorize A .

Input Parameters

uplo CHARACTER*1. Must be 'U' or 'L'.
Indicates whether the upper or lower triangular factor is stored in *ap*:
If *uplo* = 'U', then the upper triangular factor is stored.
If *uplo* = 'L', then the lower triangular factor is stored.

n INTEGER. The order of the matrix A ; $n \geq 0$.

ap REAL for `spptri`
DOUBLE PRECISION for `dpptri`
COMPLEX for `cpptri`
DOUBLE COMPLEX for `zpptri`.
Array, DIMENSION at least $\max(1, n(n+1)/2)$.
Contains the factorization of the packed matrix A , as returned by [?pptrf](#).
The dimension *ap* must be at least $\max(1, n(n+1)/2)$.

Output Parameters

ap Overwritten by the packed n -by- n matrix $\text{inv}(A)$.

info INTEGER.
If *info* = 0, the execution is successful.
If *info* = $-i$, the i -th parameter had an illegal value.
If *info* = i , the i -th diagonal element of the Cholesky factor (and therefore the factor itself) is zero, and the inversion could not be completed.

Fortran 95 Interface Notes

Routines in Fortran 95 interface have fewer arguments in the calling sequence than their FORTRAN 77 counterparts. For general conventions applied to skip redundant or reconstructible arguments, see [Fortran 95 Interface Conventions](#).

Specific details for the routine `pptri` interface are as follows:

<code>ap</code>	Holds the array <code>A</code> of size $(n * (n + 1) / 2)$.
<code>uplo</code>	Must be 'U' or 'L'. The default value is 'U'.

Application Notes

The computed inverse X satisfies the following error bounds:

$$\|XA - I\|_2 \leq c(n)\epsilon\kappa_2(A), \quad \|AX - I\|_2 \leq c(n)\epsilon\kappa_2(A),$$

where $c(n)$ is a modest linear function of n , and ϵ is the machine precision; I denotes the identity matrix.

The 2-norm $\|A\|_2$ of a matrix A is defined by $\|A\|_2 = \max_{x \cdot x = 1} (Ax \cdot Ax)^{1/2}$, and the condition number $\kappa_2(A)$ is defined by $\kappa_2(A) = \|A\|_2 \|A^{-1}\|_2$.

The total number of floating-point operations is approximately $(2/3)n^3$ for real flavors and $(8/3)n^3$ for complex flavors.

?sytri

Computes the inverse of a symmetric matrix.

Syntax

FORTRAN 77:

```
call ssytri( uplo, n, a, lda, ipiv, work, info )
call dsytri( uplo, n, a, lda, ipiv, work, info )
call csytri( uplo, n, a, lda, ipiv, work, info )
call zsytri( uplo, n, a, lda, ipiv, work, info )
```

Fortran 95:

```
call sytri( a, ipiv [,uplo] [,info] )
```

Description

This routine is declared in `mkl_lapack.fi` for FORTRAN 77 interface, in `lapack.f90` for Fortran 95 interface, and in `mkl_lapack.h` for C interface.

The routine computes the inverse $\text{inv}(A)$ of a symmetric matrix A . Before calling this routine, call `?sytrf` to factorize A .

Input Parameters

uplo CHARACTER*1. Must be 'U' or 'L'.
Indicates how the input matrix A has been factored:
If *uplo* = 'U', the array *a* stores the Bunch-Kaufman factorization $A = P*U*D*U^T*P^T$.
If *uplo* = 'L', the array *a* stores the Bunch-Kaufman factorization $A = P*L*D*L^T*P^T$.

n INTEGER. The order of the matrix A ; $n \geq 0$.

a, work REAL for ssytri
DOUBLE PRECISION for dsytri
COMPLEX for csytri
DOUBLE COMPLEX for zsytri.
Arrays:
a(lda,)* contains the factorization of the matrix A , as returned by `?sytrf`.
The second dimension of *a* must be at least $\max(1, n)$.
work()* is a workspace array.
The dimension of *work* must be at least $\max(1, 2*n)$.

lda INTEGER. The first dimension of *a*; $lda \geq \max(1, n)$.

ipiv INTEGER.
Array, DIMENSION at least $\max(1, n)$.
The *ipiv* array, as returned by `?sytrf`.

Output Parameters

a Overwritten by the n -by- n matrix $\text{inv}(A)$.

info INTEGER.
If *info* = 0, the execution is successful.
If *info* = -*i*, the *i*-th parameter had an illegal value.
If *info* = *i*, the *i*-th diagonal element of D is zero, D is singular, and the inversion could not be completed.

Fortran 95 Interface Notes

Routines in Fortran 95 interface have fewer arguments in the calling sequence than their FORTRAN 77 counterparts. For general conventions applied to skip redundant or reconstructible arguments, see [Fortran 95 Interface Conventions](#).

Specific details for the routine `sytri` interface are as follows:

<code>a</code>	Holds the matrix A of size (n, n) .
<code>ipiv</code>	Holds the vector of length n .
<code>uplo</code>	Must be 'U' or 'L'. The default value is 'U'.

Application Notes

The computed inverse X satisfies the following error bounds:

$$|D^*U^T P^T X^* P U - I| \leq c(n)\epsilon(|D||U^T|P^T|X|P|U| + |D||D^{-1}|)$$

for `uplo = 'U'`, and

$$|D^*L^T P^T X^* P L - I| \leq c(n)\epsilon(|D||L^T|P^T|X|P|L| + |D||D^{-1}|)$$

for `uplo = 'L'`. Here $c(n)$ is a modest linear function of n , and ϵ is the machine precision; I denotes the identity matrix.

The total number of floating-point operations is approximately $(2/3)n^3$ for real flavors and $(8/3)n^3$ for complex flavors.

?hetri

Computes the inverse of a complex Hermitian matrix.

Syntax

FORTRAN 77:

```
call chetri( uplo, n, a, lda, ipiv, work, info )
call zhetri( uplo, n, a, lda, ipiv, work, info )
```

Fortran 95:

```
call hetri( a, ipiv [,uplo] [,info] )
```

Description

This routine is declared in `mkl_lapack.fi` for FORTRAN 77 interface, in `lapack.f90` for Fortran 95 interface, and in `mkl_lapack.h` for C interface.

The routine computes the inverse $\text{inv}(A)$ of a complex Hermitian matrix A . Before calling this routine, call [?hetrf](#) to factorize A .

Input Parameters

<i>uplo</i>	<p>CHARACTER*1. Must be 'U' or 'L'.</p> <p>Indicates how the input matrix A has been factored:</p> <p>If <i>uplo</i> = 'U', the array <i>a</i> stores the Bunch-Kaufman factorization $A = P*U*D*U^H*P^T$.</p> <p>If <i>uplo</i> = 'L', the array <i>a</i> stores the Bunch-Kaufman factorization $A = P*L*D*L^H*P^T$.</p>
<i>n</i>	<p>INTEGER. The order of the matrix A; $n \geq 0$.</p>
<i>a, work</i>	<p>COMPLEX for <code>chetri</code></p> <p>DOUBLE COMPLEX for <code>zhetri</code>.</p> <p>Arrays:</p> <p><i>a</i>(<i>lda</i>,*) contains the factorization of the matrix A, as returned by ?hetrf.</p> <p>The second dimension of <i>a</i> must be at least $\max(1, n)$.</p> <p><i>work</i>(*) is a workspace array.</p> <p>The dimension of <i>work</i> must be at least $\max(1, n)$.</p>
<i>lda</i>	<p>INTEGER. The first dimension of <i>a</i>; $lda \geq \max(1, n)$.</p>
<i>ipiv</i>	<p>INTEGER.</p> <p>Array, DIMENSION at least $\max(1, n)$. The <i>ipiv</i> array, as returned by ?hetrf.</p>

Output Parameters

<i>a</i>	Overwritten by the n -by- n matrix $\text{inv}(A)$.
<i>info</i>	<p>INTEGER.</p> <p>If <i>info</i> = 0, the execution is successful.</p> <p>If <i>info</i> = -<i>i</i>, the <i>i</i>-th parameter had an illegal value.</p> <p>If <i>info</i> = <i>i</i>, the <i>i</i>-th diagonal element of D is zero, D is singular, and the inversion could not be completed.</p>

Fortran 95 Interface Notes

Routines in Fortran 95 interface have fewer arguments in the calling sequence than their FORTRAN 77 counterparts. For general conventions applied to skip redundant or reconstructible arguments, see [Fortran 95 Interface Conventions](#).

Specific details for the routine `hetri` interface are as follows:

<code>a</code>	Holds the matrix A of size (n, n) .
<code>ipiv</code>	Holds the vector of length n .
<code>uplo</code>	Must be 'U' or 'L'. The default value is 'U'.

Application Notes

The computed inverse X satisfies the following error bounds:

$$|D^*U^H P^T X^* P^* U - I| \leq c(n)\epsilon(|D||U^H|P^T|X|P|U| + |D||D^{-1}|)$$

for `uplo = 'U'`, and

$$|D^*L^H P^T X^* P^* L - I| \leq c(n)\epsilon(|D||L^H|P^T|X|P|L| + |D||D^{-1}|)$$

for `uplo = 'L'`. Here $c(n)$ is a modest linear function of n , and ϵ is the machine precision; I denotes the identity matrix.

The total number of floating-point operations is approximately $(2/3)n^3$ for real flavors and $(8/3)n^3$ for complex flavors.

The real counterpart of this routine is [?sytri](#).

?sptri

Computes the inverse of a symmetric matrix using packed storage.

Syntax

FORTRAN 77:

```
call ssptri( uplo, n, ap, ipiv, work, info )
call dsptri( uplo, n, ap, ipiv, work, info )
call csptri( uplo, n, ap, ipiv, work, info )
call zsptri( uplo, n, ap, ipiv, work, info )
```

Fortran 95:

```
call sptri( ap, ipiv [,uplo] [,info] )
```

Description

This routine is declared in `mkl_lapack.fi` for FORTRAN 77 interface, in `lapack.f90` for Fortran 95 interface, and in `mkl_lapack.h` for C interface.

The routine computes the inverse $\text{inv}(A)$ of a packed symmetric matrix A . Before calling this routine, call [?sptrf](#) to factorize A .

Input Parameters

uplo CHARACTER*1. Must be 'U' or 'L'.
Indicates how the input matrix A has been factored:
If *uplo* = 'U', the array *ap* stores the Bunch-Kaufman factorization $A = P*U*D*U^T*P^T$.
If *uplo* = 'L', the array *ap* stores the Bunch-Kaufman factorization $A = P*L*D*L^T*P^T$.

n INTEGER. The order of the matrix A ; $n \geq 0$.

ap, work REAL for `ssptri`
DOUBLE PRECISION for `dsptri`
COMPLEX for `csptri`
DOUBLE COMPLEX for `zsptri`.
Arrays:
ap(*) contains the factorization of the matrix A , as returned by [?sptrf](#).
The dimension of *ap* must be at least $\max(1, n(n+1)/2)$.
work(*) is a workspace array.
The dimension of *work* must be at least $\max(1, n)$.

ipiv INTEGER.
Array, DIMENSION at least $\max(1, n)$. The *ipiv* array, as returned by [?sptrf](#).

Output Parameters

ap Overwritten by the n -by- n matrix $\text{inv}(A)$ in packed form.

info INTEGER.
If *info* = 0, the execution is successful.
If *info* = -*i*, the *i*-th parameter had an illegal value.

If $info = i$, the i -th diagonal element of D is zero, D is singular, and the inversion could not be completed.

Fortran 95 Interface Notes

Routines in Fortran 95 interface have fewer arguments in the calling sequence than their FORTRAN 77 counterparts. For general conventions applied to skip redundant or reconstructible arguments, see [Fortran 95 Interface Conventions](#).

Specific details for the routine `sptri` interface are as follows:

<code>ap</code>	Holds the array A of size $(n * (n+1) / 2)$.
<code>ipiv</code>	Holds the vector of length n .
<code>uplo</code>	Must be 'U' or 'L'. The default value is 'U'.

Application Notes

The computed inverse X satisfies the following error bounds:

$$|D * U^T * P^T * X * P * U - I| \leq c(n) \epsilon (|D| |U^T| |P^T| |X| |P| |U| + |D| |D^{-1}|)$$

for `uplo = 'U'`, and

$$|D * L^T * P^T * X * P * L - I| \leq c(n) \epsilon (|D| |L^T| |P^T| |X| |P| |L| + |D| |D^{-1}|)$$

for `uplo = 'L'`. Here $c(n)$ is a modest linear function of n , and ϵ is the machine precision; I denotes the identity matrix.

The total number of floating-point operations is approximately $(2/3) n^3$ for real flavors and $(8/3) n^3$ for complex flavors.

?hptri

Computes the inverse of a complex Hermitian matrix using packed storage.

Syntax

FORTRAN 77:

```
call chptri( uplo, n, ap, ipiv, work, info )
call zhptri( uplo, n, ap, ipiv, work, info )
```


Fortran 95:

```
call hptri( ap, ipiv [,uplo] [,info] )
```

Description

This routine is declared in `mkl_lapack.fi` for FORTRAN 77 interface, in `lapack.f90` for Fortran 95 interface, and in `mkl_lapack.h` for C interface.

The routine computes the inverse $\text{inv}(A)$ of a complex Hermitian matrix A using packed storage. Before calling this routine, call `?hptrf` to factorize A .

Input Parameters

uplo CHARACTER*1. Must be 'U' or 'L'.
Indicates how the input matrix A has been factored:
If *uplo* = 'U', the array *ap* stores the packed Bunch-Kaufman factorization $A = P*U*D*U^H*P^T$.
If *uplo* = 'L', the array *ap* stores the packed Bunch-Kaufman factorization $A = P*L*D*L^H*P^T$.

n INTEGER. The order of the matrix A ; $n \geq 0$.

ap, work COMPLEX for `chptri`
DOUBLE COMPLEX for `zhptri`.
Arrays:
ap(*) contains the factorization of the matrix A , as returned by `?hptrf`.
The dimension of *ap* must be at least $\max(1, n(n+1)/2)$.
work(*) is a workspace array.
The dimension of *work* must be at least $\max(1, n)$.

ipiv INTEGER.
Array, DIMENSION at least $\max(1, n)$.
The *ipiv* array, as returned by `?hptrf`.

Output Parameters

ap Overwritten by the n -by- n matrix $\text{inv}(A)$.

info INTEGER.
If *info* = 0, the execution is successful.
If *info* = -*i*, the *i*-th parameter had an illegal value.
If *info* = *i*, the *i*-th diagonal element of D is zero, D is singular, and the inversion could not be completed.

Fortran 95 Interface Notes

Routines in Fortran 95 interface have fewer arguments in the calling sequence than their FORTRAN 77 counterparts. For general conventions applied to skip redundant or reconstructible arguments, see [Fortran 95 Interface Conventions](#).

Specific details for the routine `hptri` interface are as follows:

<code>ap</code>	Holds the array A of size $(n * (n+1) / 2)$.
<code>ipiv</code>	Holds the vector of length n .
<code>uplo</code>	Must be 'U' or 'L'. The default value is 'U'.

Application Notes

The computed inverse X satisfies the following error bounds:

$$|D^*U^H P^T X P U - I| \leq c(n) \epsilon (|D| |U^H| P^T |X| P |U| + |D| |D^{-1}|)$$

for `uplo = 'U'`, and

$$|D^*L^H P^T X P L - I| \leq c(n) \epsilon (|D| |L^H| P^T |X| P |L| + |D| |D^{-1}|)$$

for `uplo = 'L'`. Here $c(n)$ is a modest linear function of n , and ϵ is the machine precision; I denotes the identity matrix.

The total number of floating-point operations is approximately $(2/3)n^3$ for real flavors and $(8/3)n^3$ for complex flavors.

The real counterpart of this routine is [?sptri](#).

?trtri

Computes the inverse of a triangular matrix.

Syntax

FORTRAN 77:

```
call strtri( uplo, diag, n, a, lda, info )
call dtrtri( uplo, diag, n, a, lda, info )
call ctrtri( uplo, diag, n, a, lda, info )
call ztrtri( uplo, diag, n, a, lda, info )
```

Fortran 95:

```
call trtri( a [,uplo] [,diag] [,info] )
```

Description

This routine is declared in `mkl_lapack.fi` for FORTRAN 77 interface, in `lapack.f90` for Fortran 95 interface, and in `mkl_lapack.h` for C interface.

The routine computes the inverse $\text{inv}(A)$ of a triangular matrix A .

Input Parameters

<i>uplo</i>	<p>CHARACTER*1. Must be 'U' or 'L'.</p> <p>Indicates whether A is upper or lower triangular:</p> <p>If <i>uplo</i> = 'U', then A is upper triangular.</p> <p>If <i>uplo</i> = 'L', then A is lower triangular.</p>
<i>diag</i>	<p>CHARACTER*1. Must be 'N' or 'U'.</p> <p>If <i>diag</i> = 'N', then A is not a unit triangular matrix.</p> <p>If <i>diag</i> = 'U', A is unit triangular: diagonal elements of A are assumed to be 1 and not referenced in the array <i>a</i>.</p>
<i>n</i>	<p>INTEGER. The order of the matrix A; $n \geq 0$.</p>
<i>a</i>	<p>REAL for <code>strtri</code></p> <p>DOUBLE PRECISION for <code>dtrtri</code></p> <p>COMPLEX for <code>ctrtri</code></p> <p>DOUBLE COMPLEX for <code>ztrtri</code>.</p> <p>Array: DIMENSION (,*).</p> <p>Contains the matrix A.</p> <p>The second dimension of <i>a</i> must be at least $\max(1, n)$.</p>
<i>lda</i>	<p>INTEGER. The first dimension of <i>a</i>; $lda \geq \max(1, n)$.</p>

Output Parameters

<i>a</i>	Overwritten by the n -by- n matrix $\text{inv}(A)$.
<i>info</i>	<p>INTEGER.</p> <p>If <i>info</i> = 0, the execution is successful.</p> <p>If <i>info</i> = -<i>i</i>, the <i>i</i>-th parameter had an illegal value.</p> <p>If <i>info</i> = <i>i</i>, the <i>i</i>-th diagonal element of A is zero, A is singular, and the inversion could not be completed.</p>

Fortran 95 Interface Notes

Routines in Fortran 95 interface have fewer arguments in the calling sequence than their FORTRAN 77 counterparts. For general conventions applied to skip redundant or reconstructible arguments, see [Fortran 95 Interface Conventions](#).

Specific details for the routine `trtri` interface are as follows:

<code>a</code>	Holds the matrix A of size (n, n) .
<code>uplo</code>	Must be 'U' or 'L'. The default value is 'U'.
<code>diag</code>	Must be 'N' or 'U'. The default value is 'N'.

Application Notes

The computed inverse X satisfies the following error bounds:

$$|XA - I| \leq c(n)\varepsilon |X| |A|$$

$$|XA - I| \leq c(n)\varepsilon |A^{-1}| |A| |X|,$$

where $c(n)$ is a modest linear function of n ; ε is the machine precision; I denotes the identity matrix.

The total number of floating-point operations is approximately $(1/3)n^3$ for real flavors and $(4/3)n^3$ for complex flavors.

?tftri

Computes the inverse of a triangular matrix stored in the Rectangular Full Packed (RFP) format.

Syntax

FORTRAN 77:

```
call stftri( transr, uplo, diag, n, a, info )
call dtftri( transr, uplo, diag, n, a, info )
call ctftri( transr, uplo, diag, n, a, info )
call ztftri( transr, uplo, diag, n, a, info )
```

Description

This routine is declared in `mk1_lapack.fi` for FORTRAN 77 interface and in `mk1_lapack.h` for C interface.

Computes the inverse of a triangular matrix A stored in the Rectangular Full Packed (RFP) format. For the description of the RFP format, see [Matrix Storage Schemes](#).

This is the block version of the algorithm, calling Level 3 BLAS.

Input Parameters

<i>transr</i>	CHARACTER*1. Must be 'N', 'T' (for real data) or 'C' (for complex data). If <i>transr</i> = 'N', the Normal <i>transr</i> of RFP A is stored. If <i>transr</i> = 'T', the Transpose <i>transr</i> of RFP A is stored. If <i>transr</i> = 'C', the Conjugate-Transpose <i>transr</i> of RFP A is stored.
<i>uplo</i>	CHARACTER*1. Must be 'U' or 'L'. Indicates whether the upper or lower triangular part of RFP A is stored: If <i>uplo</i> = 'U', the array <i>a</i> stores the upper triangular part of the matrix A . If <i>uplo</i> = 'L', the array <i>a</i> stores the lower triangular part of the matrix A .
<i>diag</i>	CHARACTER*1. Must be 'N' or 'U'. If <i>diag</i> = 'N', then A is not a unit triangular matrix. If <i>diag</i> = 'U', A is unit triangular: diagonal elements of A are assumed to be 1 and not referenced in the array <i>a</i> .
<i>n</i>	INTEGER. The order of the matrix A ; $n \geq 0$.
<i>a</i>	REAL for stftri DOUBLE PRECISION for dtftri COMPLEX for ctftri DOUBLE COMPLEX for ztftri. Array, DIMENSION $(n*(n+1)/2)$. The array <i>a</i> contains the matrix A in the RFP format.

Output Parameters

<i>a</i>	The (triangular) inverse of the original matrix in the same storage format.
<i>info</i>	INTEGER. If <i>info</i> =0, the execution is successful.

If $info = -i$, the i -th parameter had an illegal value.

If $info = i$, $A(i, i)$ is exactly zero. The triangular matrix is singular and its inverse cannot be computed.

?tptri

Computes the inverse of a triangular matrix using packed storage.

Syntax

FORTRAN 77:

```
call stptri( uplo, diag, n, ap, info )
call dtptri( uplo, diag, n, ap, info )
call ctptri( uplo, diag, n, ap, info )
call ztptri( uplo, diag, n, ap, info )
```

Fortran 95:

```
call tptri( ap [,uplo] [,diag] [,info] )
```

Description

This routine is declared in `mkl_lapack.fi` for FORTRAN 77 interface, in `lapack.f90` for Fortran 95 interface, and in `mkl_lapack.h` for C interface.

The routine computes the inverse $\text{inv}(A)$ of a packed triangular matrix A .

Input Parameters

<i>uplo</i>	CHARACTER*1. Must be 'U' or 'L'. Indicates whether A is upper or lower triangular: If $uplo = 'U'$, then A is upper triangular. If $uplo = 'L'$, then A is lower triangular.
<i>diag</i>	CHARACTER*1. Must be 'N' or 'U'. If $diag = 'N'$, then A is not a unit triangular matrix. If $diag = 'U'$, A is unit triangular: diagonal elements of A are assumed to be 1 and not referenced in the array ap .
<i>n</i>	INTEGER. The order of the matrix A ; $n \geq 0$.

ap REAL for stptri
 DOUBLE PRECISION for dtptri
 COMPLEX for ctptri
 DOUBLE COMPLEX for ztptri.
 Array, DIMENSION at least $\max(1, n(n+1)/2)$.
 Contains the packed triangular matrix *A*.

Output Parameters

ap Overwritten by the packed *n*-by-*n* matrix $\text{inv}(A)$.
info INTEGER.
 If *info* = 0, the execution is successful.
 If *info* = -*i*, the *i*-th parameter had an illegal value.
 If *info* = *i*, the *i*-th diagonal element of *A* is zero, *A* is singular, and the inversion could not be completed.

Fortran 95 Interface Notes

Routines in Fortran 95 interface have fewer arguments in the calling sequence than their FORTRAN 77 counterparts. For general conventions applied to skip redundant or reconstructible arguments, see [Fortran 95 Interface Conventions](#).

Specific details for the routine *tptri* interface are as follows:

ap Holds the array *A* of size $(n*(n+1)/2)$.
uplo Must be 'U' or 'L'. The default value is 'U'.
diag Must be 'N' or 'U'. The default value is 'N'.

Application Notes

The computed inverse *X* satisfies the following error bounds:

$$|XA - I| \leq c(n)\epsilon |X| |A|$$

$$|X - A^{-1}| \leq c(n)\epsilon |A^{-1}| |A| |X|,$$

where $c(n)$ is a modest linear function of *n*; ϵ is the machine precision; *I* denotes the identity matrix.

The total number of floating-point operations is approximately $(1/3)n^3$ for real flavors and $(4/3)n^3$ for complex flavors.

Routines for Matrix Equilibration

Routines described in this section are used to compute scaling factors needed to equilibrate a matrix. Note that these routines do not actually scale the matrices.

?geequ

Computes row and column scaling factors intended to equilibrate a general matrix and reduce its condition number.

Syntax

FORTRAN 77:

```
call sgeequ( m, n, a, lda, r, c, rowcnd, colcnd, amax, info )
call dgeequ( m, n, a, lda, r, c, rowcnd, colcnd, amax, info )
call cgeequ( m, n, a, lda, r, c, rowcnd, colcnd, amax, info )
call zgeequ( m, n, a, lda, r, c, rowcnd, colcnd, amax, info )
```

Fortran 95:

```
call geequ( a, r, c [,rowcnd] [,colcnd] [,amax] [,info] )
```

Description

This routine is declared in `mkl_lapack.fi` for FORTRAN 77 interface, in `lapack.f90` for Fortran 95 interface, and in `mkl_lapack.h` for C interface.

The routine computes row and column scalings intended to equilibrate an m -by- n matrix A and reduce its condition number. The output array r returns the row scale factors and the array c the column scale factors. These factors are chosen to try to make the largest element in each row and column of the matrix B with elements $b_{ij}=r(i)*a_{ij}*c(j)$ have absolute value 1.

See [?laqge](#) auxiliary function that uses scaling factors computed by `?geequ`.

Input Parameters

m INTEGER. The number of rows of the matrix A ; $m \geq 0$.

n INTEGER. The number of columns of the matrix A ; $n \geq 0$.

a REAL for `sgeequ`
 DOUBLE PRECISION for `dgeequ`
 COMPLEX for `cgeequ`
 DOUBLE COMPLEX for `zgeequ`.
 Array: DIMENSION (*lda*, *).
 Contains the *m*-by-*n* matrix *A* whose equilibration factors are to be computed.
 The second dimension of *a* must be at least $\max(1, n)$.

lda INTEGER. The leading dimension of *a*; $lda \geq \max(1, m)$.

Output Parameters

r, *c* REAL for single precision flavors
 DOUBLE PRECISION for double precision flavors.
 Arrays: *r*(*m*), *c*(*n*).
 If *info* = 0, or *info* > *m*, the array *r* contains the row scale factors of the matrix *A*.
 If *info* = 0, the array *c* contains the column scale factors of the matrix *A*.

rowcnd REAL for single precision flavors
 DOUBLE PRECISION for double precision flavors.
 If *info* = 0 or *info* > *m*, *rowcnd* contains the ratio of the smallest *r*(*i*) to the largest *r*(*i*).

colcnd REAL for single precision flavors
 DOUBLE PRECISION for double precision flavors.
 If *info* = 0, *colcnd* contains the ratio of the smallest *c*(*i*) to the largest *c*(*i*).

amax REAL for single precision flavors
 DOUBLE PRECISION for double precision flavors.
 Absolute value of the largest element of the matrix *A*.

info INTEGER.
 If *info* = 0, the execution is successful.
 If *info* = -*i*, the *i*-th parameter had an illegal value.
 If *info* = *i* and
 i ≤ *m*, the *i*-th row of *A* is exactly zero;
 i > *m*, the (*i*-*m*)th column of *A* is exactly zero.

Fortran 95 Interface Notes

Routines in Fortran 95 interface have fewer arguments in the calling sequence than their FORTRAN 77 counterparts. For general conventions applied to skip redundant or reconstructible arguments, see [Fortran 95 Interface Conventions](#).

Specific details for the routine `geequ` interface are as follows:

a	Holds the matrix A of size (m, n) .
r	Holds the vector of length (m) .
c	Holds the vector of length n .

Application Notes

All the components of r and c are restricted to be between `SMLNUM` = smallest safe number and `BIGNUM` = largest safe number. Use of these scaling factors is not guaranteed to reduce the condition number of A but works well in practice.

If `rowcnd` ≥ 0.1 and `amax` is neither too large nor too small, it is not worth scaling by r .

If `colcnd` ≥ 0.1 , it is not worth scaling by c .

If `amax` is very close to overflow or very close to underflow, the matrix A should be scaled.

?geequb

Computes row and column scaling factors restricted to a power of radix to equilibrate a general matrix and reduce its condition number.

Syntax

FORTRAN 77:

```
call sgeequb( m, n, a, lda, r, c, rowcnd, colcnd, amax, info )
call dgeequb( m, n, a, lda, r, c, rowcnd, colcnd, amax, info )
call cgeequb( m, n, a, lda, r, c, rowcnd, colcnd, amax, info )
call zgeequb( m, n, a, lda, r, c, rowcnd, colcnd, amax, info )
```

Description

This routine is declared in `mk1_lapack.fi` for FORTRAN 77 interface and in `mk1_lapack.h` for C interface.

The routine computes row and column scalings intended to equilibrate an m -by- n general matrix A and reduce its condition number. The output array r returns the row scale factors and the array c - the column scale factors. These factors are chosen to try to make the largest element in each row and column of the matrix B with elements $b(ij)=r(i)*a(ij)*c(j)$ have an absolute value of at most the radix.

$r(i)$ and $c(j)$ are restricted to be a power of the radix between `SMLNUM` = smallest safe number and `BIGNUM` = largest safe number. Use of these scaling factors is not guaranteed to reduce the condition number of a but works well in practice.

This routine differs from `?geequ` by restricting the scaling factors to a power of the radix. Except for over- and underflow, scaling by these factors introduces no additional rounding errors. However, the scaled entries' magnitudes are no longer equal to approximately 1 but lie between `sqrt(radix)` and `1/sqrt(radix)`.

Input Parameters

m	INTEGER. The number of rows of the matrix A ; $m \geq 0$.
n	INTEGER. The number of columns of the matrix A ; $n \geq 0$.
a	REAL for <code>sgeequb</code> DOUBLE PRECISION for <code>dgeequb</code> COMPLEX for <code>cgeequb</code> DOUBLE COMPLEX for <code>zgeequb</code> . Array: DIMENSION (lda , *). Contains the m -by- n matrix A whose equilibration factors are to be computed. The second dimension of a must be at least <code>max(1, n)</code> .
lda	INTEGER. The first dimension of a ; $lda \geq \max(1, m)$.

Output Parameters

r, c	REAL for single precision flavors DOUBLE PRECISION for double precision flavors. Arrays: $r(m)$, $c(n)$.
--------	--

	<p>If $info = 0$, or $info > m$, the array r contains the row scale factors for the matrix A.</p> <p>If $info = 0$, the array c contains the column scale factors for the matrix A.</p>
$rowcnd$	<p>REAL for single precision flavors</p> <p>DOUBLE PRECISION for double precision flavors.</p> <p>If $info = 0$ or $info > m$, $rowcnd$ contains the ratio of the smallest $r(i)$ to the largest $r(i)$. If $rowcnd \geq 0.1$, and $amax$ is neither too large nor too small, it is not worth scaling by r.</p>
$colcnd$	<p>REAL for single precision flavors</p> <p>DOUBLE PRECISION for double precision flavors.</p> <p>If $info = 0$, $colcnd$ contains the ratio of the smallest $c(i)$ to the largest $c(i)$. If $colcnd \geq 0.1$, it is not worth scaling by c.</p>
$amax$	<p>REAL for single precision flavors</p> <p>DOUBLE PRECISION for double precision flavors.</p> <p>Absolute value of the largest element of the matrix A. If $amax$ is very close to overflow or very close to underflow, the matrix should be scaled.</p>
$info$	<p>INTEGER.</p> <p>If $info = 0$, the execution is successful.</p> <p>If $info = -i$, the i-th parameter had an illegal value.</p> <p>If $info = i$ and</p> <p>$i \leq m$, the i-th row of A is exactly zero;</p> <p>$i > m$, the $(i-m)$-th column of A is exactly zero.</p>

?gbequ

Computes row and column scaling factors intended to equilibrate a banded matrix and reduce its condition number.

Syntax

FORTRAN 77:

```
call sgbequ( m, n, kl, ku, ab, ldab, r, c, rowcnd, colcnd, amax, info )
call dgbequ( m, n, kl, ku, ab, ldab, r, c, rowcnd, colcnd, amax, info )
```

```
call cgbequ( m, n, kl, ku, ab, ldab, r, c, rowcnd, colcnd, amax, info )
call zgbequ( m, n, kl, ku, ab, ldab, r, c, rowcnd, colcnd, amax, info )
```

Fortran 95:

```
call gbequ( ab, r, c [,kl] [,rowcnd] [,colcnd] [,amax] [,info] )
```

Description

This routine is declared in `mkl_lapack.fi` for FORTRAN 77 interface, in `lapack.f90` for Fortran 95 interface, and in `mkl_lapack.h` for C interface.

The routine computes row and column scalings intended to equilibrate an m -by- n band matrix A and reduce its condition number. The output array r returns the row scale factors and the array c the column scale factors. These factors are chosen to try to make the largest element in each row and column of the matrix B with elements $b_{ij}=r(i)*a_{ij}*c(j)$ have absolute value 1.

See [?laqgb](#) auxiliary function that uses scaling factors computed by `?gbequ`.

Input Parameters

m	INTEGER. The number of rows of the matrix A ; $m \geq 0$.
n	INTEGER. The number of columns of the matrix A ; $n \geq 0$.
kl	INTEGER. The number of subdiagonals within the band of A ; $kl \geq 0$.
ku	INTEGER. The number of superdiagonals within the band of A ; $ku \geq 0$.
ab	REAL for <code>sgbequ</code> DOUBLE PRECISION for <code>dgbequ</code> COMPLEX for <code>cgbequ</code> DOUBLE COMPLEX for <code>zgbequ</code> . Array, DIMENSION ($ldab, *$). Contains the original band matrix A stored in rows from 1 to $kl + ku + 1$. The second dimension of ab must be at least $\max(1, n)$.
$ldab$	INTEGER. The leading dimension of ab ; $ldab \geq kl + ku + 1$.

Output Parameters

<i>r, c</i>	<p>REAL for single precision flavors DOUBLE PRECISION for double precision flavors. Arrays: $r(m)$, $c(n)$. If $info = 0$, or $info > m$, the array r contains the row scale factors of the matrix A. If $info = 0$, the array c contains the column scale factors of the matrix A.</p>
<i>rowcnd</i>	<p>REAL for single precision flavors DOUBLE PRECISION for double precision flavors. If $info = 0$ or $info > m$, <i>rowcnd</i> contains the ratio of the smallest $r(i)$ to the largest $r(i)$.</p>
<i>colcnd</i>	<p>REAL for single precision flavors DOUBLE PRECISION for double precision flavors. If $info = 0$, <i>colcnd</i> contains the ratio of the smallest $c(i)$ to the largest $c(i)$.</p>
<i>amax</i>	<p>REAL for single precision flavors DOUBLE PRECISION for double precision flavors. Absolute value of the largest element of the matrix A.</p>
<i>info</i>	<p>INTEGER. If $info = 0$, the execution is successful. If $info = -i$, the i-th parameter had an illegal value. If $info = i$ and $i \leq m$, the i-th row of A is exactly zero; $i > m$, the $(i-m)$th column of A is exactly zero.</p>

Fortran 95 Interface Notes

Routines in Fortran 95 interface have fewer arguments in the calling sequence than their FORTRAN 77 counterparts. For general conventions applied to skip redundant or reconstructible arguments, see [Fortran 95 Interface Conventions](#).

Specific details for the routine `gbequ` interface are as follows:

<i>ab</i>	Holds the array A of size $(kl+ku+1, n)$.
<i>r</i>	Holds the vector of length (m) .
<i>c</i>	Holds the vector of length n .

kl If omitted, assumed $kl = ku$.
ku Restored as $ku = lda - kl - 1$.

Application Notes

All the components of r and c are restricted to be between $SMLNUM$ = smallest safe number and $BIGNUM$ = largest safe number. Use of these scaling factors is not guaranteed to reduce the condition number of A but works well in practice.

If $rowcnd \geq 0.1$ and $amax$ is neither too large nor too small, it is not worth scaling by r .

If $colcnd \geq 0.1$, it is not worth scaling by c .

If $amax$ is very close to overflow or very close to underflow, the matrix A should be scaled.

?gbequb

Computes row and column scaling factors restricted to a power of radix to equilibrate a banded matrix and reduce its condition number.

Syntax

FORTRAN 77:

```
call sgbequb( m, n, kl, ku, ab, ldab, r, c, rowcnd, colcnd, amax, info )
call dgbequb( m, n, kl, ku, ab, ldab, r, c, rowcnd, colcnd, amax, info )
call cgbequb( m, n, kl, ku, ab, ldab, r, c, rowcnd, colcnd, amax, info )
call zgbequb( m, n, kl, ku, ab, ldab, r, c, rowcnd, colcnd, amax, info )
```

Description

This routine is declared in `mk1_lapack.fi` for FORTRAN 77 interface and in `mk1_lapack.h` for C interface.

The routine computes row and column scalings intended to equilibrate an m -by- n banded matrix A and reduce its condition number. The output array r returns the row scale factors and the array c - the column scale factors. These factors are chosen to try to make the largest element in each row and column of the matrix B with elements $b(ij) = r(i) * a(ij) * c(j)$ have an absolute value of at most the radix.

$r(i)$ and $c(j)$ are restricted to be a power of the radix between `SMLNUM` = smallest safe number and `BIGNUM` = largest safe number. Use of these scaling factors is not guaranteed to reduce the condition number of a but works well in practice.

This routine differs from `?gbequ` by restricting the scaling factors to a power of the radix. Except for over- and underflow, scaling by these factors introduces no additional rounding errors. However, the scaled entries' magnitudes are no longer equal to approximately 1 but lie between $\sqrt{\text{radix}}$ and $1/\sqrt{\text{radix}}$.

Input Parameters

m	INTEGER. The number of rows of the matrix A ; $m \geq 0$.
n	INTEGER. The number of columns of the matrix A ; $n \geq 0$.
kl	INTEGER. The number of subdiagonals within the band of A ; $kl \geq 0$.
ku	INTEGER. The number of superdiagonals within the band of A ; $ku \geq 0$.
ab	REAL for <code>sgbequb</code> DOUBLE PRECISION for <code>dgbequb</code> COMPLEX for <code>cgbequb</code> DOUBLE COMPLEX for <code>zgbequb</code> . Array: <code>DIMENSION (ldab,*)</code> . Contains the original banded matrix A stored in rows from 1 to $kl + ku + 1$. The j -th column of A is stored in the j -th column of the array ab as follows: $ab(ku+1+i-j, j) = a(i, j)$ for $\max(1, j-ku) \leq i \leq \min(n, j+kl)$. The second dimension of ab must be at least $\max(1, n)$.
$ldab$	INTEGER. The first dimension of a ; $ldab \geq \max(1, m)$.

Output Parameters

r, c	REAL for single precision flavors DOUBLE PRECISION for double precision flavors. Arrays: $r(m), c(n)$. If <code>info</code> = 0, or <code>info</code> > m , the array r contains the row scale factors for the matrix A . If <code>info</code> = 0, the array c contains the column scale factors for the matrix A .
--------	---

<i>rowcnd</i>	<p>REAL for single precision flavors DOUBLE PRECISION for double precision flavors. If <i>info</i> = 0 or <i>info</i> > <i>m</i>, <i>rowcnd</i> contains the ratio of the smallest <i>r</i>(<i>i</i>) to the largest <i>r</i>(<i>i</i>). If <i>rowcnd</i> ≥ 0.1, and <i>amax</i> is neither too large nor too small, it is not worth scaling by <i>r</i>.</p>
<i>colcnd</i>	<p>REAL for single precision flavors DOUBLE PRECISION for double precision flavors. If <i>info</i> = 0, <i>colcnd</i> contains the ratio of the smallest <i>c</i>(<i>i</i>) to the largest <i>c</i>(<i>i</i>). If <i>colcnd</i> ≥ 0.1, it is not worth scaling by <i>c</i>.</p>
<i>amax</i>	<p>REAL for single precision flavors DOUBLE PRECISION for double precision flavors. Absolute value of the largest element of the matrix <i>A</i>. If <i>amax</i> is very close to overflow or underflow, the matrix should be scaled.</p>
<i>info</i>	<p>INTEGER. If <i>info</i> = 0, the execution is successful. If <i>info</i> = -<i>i</i>, the <i>i</i>-th parameter had an illegal value. If <i>info</i> = <i>i</i>, the <i>i</i>-th diagonal element of <i>A</i> is nonpositive. <i>i</i> ≤ <i>m</i>, the <i>i</i>-th row of <i>A</i> is exactly zero; <i>i</i> > <i>m</i>, the (<i>i</i>-<i>m</i>)-th column of <i>A</i> is exactly zero.</p>

?poequ

Computes row and column scaling factors intended to equilibrate a symmetric (Hermitian) positive definite matrix and reduce its condition number.

Syntax

FORTRAN 77:

```
call spoequ( n, a, lda, s, scond, amax, info )
call dpoequ( n, a, lda, s, scond, amax, info )
call cpoequ( n, a, lda, s, scond, amax, info )
call zpoequ( n, a, lda, s, scond, amax, info )
```

Fortran 95:

```
call poequ( a, s [,scond] [,amax] [,info] )
```

Description

This routine is declared in `mkl_lapack.fi` for FORTRAN 77 interface, in `lapack.f90` for Fortran 95 interface, and in `mkl_lapack.h` for C interface.

The routine computes row and column scalings intended to equilibrate a symmetric (Hermitian) positive-definite matrix A and reduce its condition number (with respect to the two-norm). The output array s returns scale factors computed as

$$s(i) = \frac{1}{\sqrt{a_{i,i}}}$$

These factors are chosen so that the scaled matrix B with elements $b_{ij}=s(i)*a_{ij}*s(j)$ has diagonal elements equal to 1.

This choice of s puts the condition number of B within a factor n of the smallest possible condition number over all possible diagonal scalings.

See [?laqsy](#) auxiliary function that uses scaling factors computed by `?poequ`.

Input Parameters

n	INTEGER. The order of the matrix A ; $n \geq 0$.
a	REAL for <code>spoequ</code> DOUBLE PRECISION for <code>dpoequ</code> COMPLEX for <code>cpoequ</code> DOUBLE COMPLEX for <code>zpoequ</code> . Array: DIMENSION ($lda, *$). Contains the n -by- n symmetric or Hermitian positive definite matrix A whose scaling factors are to be computed. Only the diagonal elements of A are referenced. The second dimension of a must be at least $\max(1, n)$.
lda	INTEGER. The leading dimension of a ; $lda \geq \max(1, n)$.

Output Parameters

<i>s</i>	<p>REAL for single precision flavors DOUBLE PRECISION for double precision flavors. Array, DIMENSION (<i>n</i>). If <i>info</i> = 0, the array <i>s</i> contains the scale factors for <i>A</i>.</p>
<i>scond</i>	<p>REAL for single precision flavors DOUBLE PRECISION for double precision flavors. If <i>info</i> = 0, <i>scond</i> contains the ratio of the smallest <i>s</i>(<i>i</i>) to the largest <i>s</i>(<i>i</i>).</p>
<i>amax</i>	<p>REAL for single precision flavors DOUBLE PRECISION for double precision flavors. Absolute value of the largest element of the matrix <i>A</i>.</p>
<i>info</i>	<p>INTEGER. If <i>info</i> = 0, the execution is successful. If <i>info</i> = -<i>i</i>, the <i>i</i>-th parameter had an illegal value. If <i>info</i> = <i>i</i>, the <i>i</i>-th diagonal element of <i>A</i> is nonpositive.</p>

Fortran 95 Interface Notes

Routines in Fortran 95 interface have fewer arguments in the calling sequence than their FORTRAN 77 counterparts. For general conventions applied to skip redundant or reconstructible arguments, see [Fortran 95 Interface Conventions](#).

Specific details for the routine `poequ` interface are as follows:

<i>a</i>	Holds the matrix <i>A</i> of size (<i>n</i> , <i>n</i>).
<i>s</i>	Holds the vector of length <i>n</i> .

Application Notes

If *scond* ≥ 0.1 and *amax* is neither too large nor too small, it is not worth scaling by *s*.

If *amax* is very close to overflow or very close to underflow, the matrix *A* should be scaled.

?poequb

Computes row and column scaling factors intended to equilibrate a symmetric (Hermitian) positive definite matrix and reduce its condition number.

Syntax

FORTRAN 77:

```
call spoequb( n, a, lda, s, scond, amax, info )
call dpoequb( n, a, lda, s, scond, amax, info )
call cpoequb( n, a, lda, s, scond, amax, info )
call zpqequb( n, a, lda, s, scond, amax, info )
```

Description

This routine is declared in `mkl_lapack.fi` for FORTRAN 77 interface and in `mkl_lapack.h` for C interface.

The routine computes row and column scalings intended to equilibrate a symmetric (Hermitian) positive-definite matrix A and reduce its condition number (with respect to the two-norm).

These factors are chosen so that the scaled matrix B with elements $b(i, j) = s(i) * a(i, j) * s(j)$ has diagonal elements equal to 1. $s(i)$ is a power of two nearest to, but not exceeding $1/\sqrt{A(i, i)}$.

This choice of s puts the condition number of B within a factor n of the smallest possible condition number over all possible diagonal scalings.

Input Parameters

n	INTEGER. The order of the matrix A ; $n \geq 0$.
a	REAL for spoequb DOUBLE PRECISION for dpoequb COMPLEX for cpoequb DOUBLE COMPLEX for zpqequb. Array: DIMENSION ($lda, *$). Contains the n -by- n symmetric or Hermitian positive definite matrix A whose scaling factors are to be computed. Only the diagonal elements of A are referenced.

	The second dimension of a must be at least $\max(1, n)$.
lda	INTEGER. The first dimension of a ; $lda \geq \max(1, m)$.
Output Parameters	
s	REAL for single precision flavors DOUBLE PRECISION for double precision flavors. Array, DIMENSION (n). If $info = 0$, the array s contains the scale factors for A .
$scond$	REAL for single precision flavors DOUBLE PRECISION for double precision flavors. If $info = 0$, $scond$ contains the ratio of the smallest $s(i)$ to the largest $s(i)$. If $scond \geq 0.1$, and $amax$ is neither too large nor too small, it is not worth scaling by s .
$amax$	REAL for single precision flavors DOUBLE PRECISION for double precision flavors. Absolute value of the largest element of the matrix A . If $amax$ is very close to overflow or underflow, the matrix should be scaled.
$info$	INTEGER. If $info = 0$, the execution is successful. If $info = -i$, the i -th parameter had an illegal value. If $info = i$, the i -th diagonal element of A is nonpositive.

?ppequ

Computes row and column scaling factors intended to equilibrate a symmetric (Hermitian) positive definite matrix in packed storage and reduce its condition number.

Syntax

FORTRAN 77:

```
call sppequ( uplo, n, ap, s, scond, amax, info )
call dppequ( uplo, n, ap, s, scond, amax, info )
call cppequ( uplo, n, ap, s, scond, amax, info )
```

```
call zppequ( uplo, n, ap, s, scond, amax, info )
```

Fortran 95:

```
call ppequ( ap, s [,scond] [,amax] [,uplo] [,info] )
```

Description

This routine is declared in `mkl_lapack.fi` for FORTRAN 77 interface, in `lapack.f90` for Fortran 95 interface, and in `mkl_lapack.h` for C interface.

The routine computes row and column scalings intended to equilibrate a symmetric (Hermitian) positive definite matrix A in packed storage and reduce its condition number (with respect to the two-norm). The output array s returns scale factors computed as

$$s(i) = \frac{1}{\sqrt{a_{i,i}}}$$

These factors are chosen so that the scaled matrix B with elements $b_{ij}=s(i)*a_{ij}*s(j)$ has diagonal elements equal to 1.

This choice of s puts the condition number of B within a factor n of the smallest possible condition number over all possible diagonal scalings.

See [?laqsp](#) auxiliary function that uses scaling factors computed by `?ppequ`.

Input Parameters

<i>uplo</i>	CHARACTER*1. Must be 'U' or 'L'. Indicates whether the upper or lower triangular part of A is packed in the array <i>ap</i> : If <i>uplo</i> = 'U', the array <i>ap</i> stores the upper triangular part of the matrix A . If <i>uplo</i> = 'L', the array <i>ap</i> stores the lower triangular part of the matrix A .
<i>n</i>	INTEGER. The order of matrix A ; $n \geq 0$.
<i>ap</i>	REAL for <code>sppequ</code> DOUBLE PRECISION for <code>dppequ</code> COMPLEX for <code>cppequ</code>

DOUBLE COMPLEX for `zppequ`.

Array, DIMENSION at least $\max(1, n(n+1)/2)$. The array `ap` contains the upper or the lower triangular part of the matrix `A` (as specified by `uplo`) in *packed storage* (see [Matrix Storage Schemes](#)).

Output Parameters

<code>s</code>	REAL for single precision flavors DOUBLE PRECISION for double precision flavors. Array, DIMENSION (<code>n</code>). If <code>info = 0</code> , the array <code>s</code> contains the scale factors for <code>A</code> .
<code>scond</code>	REAL for single precision flavors DOUBLE PRECISION for double precision flavors. If <code>info = 0</code> , <code>scond</code> contains the ratio of the smallest <code>s(i)</code> to the largest <code>s(i)</code> .
<code>amax</code>	REAL for single precision flavors DOUBLE PRECISION for double precision flavors. Absolute value of the largest element of the matrix <code>A</code> .
<code>info</code>	INTEGER. If <code>info = 0</code> , the execution is successful. If <code>info = -i</code> , the <code>i</code> -th parameter had an illegal value. If <code>info = i</code> , the <code>i</code> -th diagonal element of <code>A</code> is nonpositive.

Fortran 95 Interface Notes

Routines in Fortran 95 interface have fewer arguments in the calling sequence than their FORTRAN 77 counterparts. For general conventions applied to skip redundant or reconstructible arguments, see [Fortran 95 Interface Conventions](#).

Specific details for the routine `ppequ` interface are as follows:

<code>ap</code>	Holds the array <code>A</code> of size $(n*(n+1)/2)$.
<code>s</code>	Holds the vector of length <code>n</code> .
<code>uplo</code>	Must be 'U' or 'L'. The default value is 'U'.

Application Notes

If `scond` ≥ 0.1 and `amax` is neither too large nor too small, it is not worth scaling by `s`.

If `amax` is very close to overflow or very close to underflow, the matrix `A` should be scaled.

?pbequ

Computes row and column scaling factors intended to equilibrate a symmetric (Hermitian) positive-definite band matrix and reduce its condition number.

Syntax

FORTRAN 77:

```
call spbequ( uplo, n, kd, ab, ldab, s, scond, amax, info )
call dpbequ( uplo, n, kd, ab, ldab, s, scond, amax, info )
call cpbequ( uplo, n, kd, ab, ldab, s, scond, amax, info )
call zpbequ( uplo, n, kd, ab, ldab, s, scond, amax, info )
```

Fortran 95:

```
call pbequ( ab, s [,scond] [,amax] [,uplo] [,info] )
```

Description

This routine is declared in `mkl_lapack.fi` for FORTRAN 77 interface, in `lapack.f90` for Fortran 95 interface, and in `mkl_lapack.h` for C interface.

The routine computes row and column scalings intended to equilibrate a symmetric (Hermitian) positive definite matrix *A* in packed storage and reduce its condition number (with respect to the two-norm). The output array *s* returns scale factors computed as

$$s(i) = \frac{1}{\sqrt{a_{i,i}}}$$

These factors are chosen so that the scaled matrix *B* with elements $b_{ij}=s(i)*a_{ij}*s(j)$ has diagonal elements equal to 1. This choice of *s* puts the condition number of *B* within a factor *n* of the smallest possible condition number over all possible diagonal scalings.

See [?laqsb](#) auxiliary function that uses scaling factors computed by `?pbequ`.

Input Parameters

<i>uplo</i>	<p>CHARACTER*1. Must be 'U' or 'L'.</p> <p>Indicates whether the upper or lower triangular part of <i>A</i> is packed in the array <i>ab</i>:</p> <p>If <i>uplo</i> = 'U', the array <i>ab</i> stores the upper triangular part of the matrix <i>A</i>.</p> <p>If <i>uplo</i> = 'L', the array <i>ab</i> stores the lower triangular part of the matrix <i>A</i>.</p>
<i>n</i>	<p>INTEGER. The order of matrix <i>A</i>; $n \geq 0$.</p>
<i>kd</i>	<p>INTEGER. The number of superdiagonals or subdiagonals in the matrix <i>A</i>; $kd \geq 0$.</p>
<i>ab</i>	<p>REAL for <i>spbequ</i> DOUBLE PRECISION for <i>dpbequ</i> COMPLEX for <i>cpbequ</i> DOUBLE COMPLEX for <i>zpbegu</i>.</p> <p>Array, DIMENSION (<i>ldab</i>, *).</p> <p>The array <i>ap</i> contains either the upper or the lower triangular part of the matrix <i>A</i> (as specified by <i>uplo</i>) in <i>band storage</i> (see Matrix Storage Schemes).</p> <p>The second dimension of <i>ab</i> must be at least $\max(1, n)$.</p>
<i>ldab</i>	<p>INTEGER. The leading dimension of the array <i>ab</i>; $ldab \geq kd + 1$.</p>

Output Parameters

<i>s</i>	<p>REAL for single precision flavors DOUBLE PRECISION for double precision flavors.</p> <p>Array, DIMENSION (<i>n</i>).</p> <p>If <i>info</i> = 0, the array <i>s</i> contains the scale factors for <i>A</i>.</p>
<i>scond</i>	<p>REAL for single precision flavors DOUBLE PRECISION for double precision flavors.</p> <p>If <i>info</i> = 0, <i>scond</i> contains the ratio of the smallest <i>s</i>(<i>i</i>) to the largest <i>s</i>(<i>i</i>).</p>
<i>amax</i>	<p>REAL for single precision flavors DOUBLE PRECISION for double precision flavors.</p> <p>Absolute value of the largest element of the matrix <i>A</i>.</p>
<i>info</i>	<p>INTEGER.</p>

If *info* = 0, the execution is successful.
 If *info* = -*i*, the *i*-th parameter had an illegal value.
 If *info* = *i*, the *i*-th diagonal element of *A* is nonpositive.

Fortran 95 Interface Notes

Routines in Fortran 95 interface have fewer arguments in the calling sequence than their FORTRAN 77 counterparts. For general conventions applied to skip redundant or reconstructible arguments, see [Fortran 95 Interface Conventions](#).

Specific details for the routine `pbequ` interface are as follows:

<i>ab</i>	Holds the array <i>A</i> of size $(kd+1, n)$.
<i>s</i>	Holds the vector of length <i>n</i> .
<i>uplo</i>	Must be 'U' or 'L'. The default value is 'U'.

Application Notes

If *scond* ≥ 0.1 and *amax* is neither too large nor too small, it is not worth scaling by *s*.

If *amax* is very close to overflow or very close to underflow, the matrix *A* should be scaled.

?syequb

Computes row and column scaling factors intended to equilibrate a symmetric indefinite matrix and reduce its condition number.

Syntax

FORTRAN 77:

```
call ssyequb( uplo, n, a, lda, s, acond, amax, work, info )
call dsyequb( uplo, n, a, lda, s, acond, amax, work, info )
call csyequb( uplo, n, a, lda, s, acond, amax, work, info )
call zsyequb( uplo, n, a, lda, s, acond, amax, work, info )
```

Description

This routine is declared in `mkl_lapack.fi` for FORTRAN 77 interface and in `mkl_lapack.h` for C interface.

The routine computes row and column scalings intended to equilibrate a symmetric indefinite matrix A and reduce its condition number (with respect to the two-norm).

The array s contains the scale factors, $s(i) = 1/\sqrt{A(i,i)}$. These factors are chosen so that the scaled matrix B with elements $b(i,j) = s(i) * a(i,j) * s(j)$ has ones on the diagonal.

This choice of s puts the condition number of B within a factor n of the smallest possible condition number over all possible diagonal scalings.

Input Parameters

<i>uplo</i>	CHARACTER*1. Must be 'U' or 'L'. Indicates whether the upper or lower triangular part of A is stored: If <i>uplo</i> = 'U', the array a stores the upper triangular part of the matrix A . If <i>uplo</i> = 'L', the array a stores the lower triangular part of the matrix A .
<i>n</i>	INTEGER. The order of the matrix A ; $n \geq 0$.
<i>a, work</i>	REAL for ssyequb DOUBLE PRECISION for dsyequb COMPLEX for csyequb DOUBLE COMPLEX for zsyequb. Array a : DIMENSION ($lda, *$). Contains the n -by- n symmetric indefinite matrix A whose scaling factors are to be computed. Only the diagonal elements of A are referenced. The second dimension of a must be at least $\max(1, n)$. $work(*)$ is a workspace array. The dimension of $work$ is at least $\max(1, 3*n)$.
<i>lda</i>	INTEGER. The first dimension of a ; $lda \geq \max(1, m)$.

Output Parameters

<i>s</i>	REAL for single precision flavors DOUBLE PRECISION for double precision flavors. Array, DIMENSION (n). If <i>info</i> = 0, the array s contains the scale factors for A .
<i>scond</i>	REAL for single precision flavors DOUBLE PRECISION for double precision flavors.

	If $info = 0$, $scond$ contains the ratio of the smallest $s(i)$ to the largest $s(i)$. If $scond \geq 0.1$, and $amax$ is neither too large nor too small, it is not worth scaling by s .
$amax$	REAL for single precision flavors DOUBLE PRECISION for double precision flavors. Absolute value of the largest element of the matrix A . If $amax$ is very close to overflow or underflow, the matrix should be scaled.
$info$	INTEGER. If $info = 0$, the execution is successful. If $info = -i$, the i -th parameter had an illegal value. If $info = i$, the i -th diagonal element of A is nonpositive.

?heequb

Computes row and column scaling factors intended to equilibrate a Hermitian indefinite matrix and reduce its condition number.

Syntax

FORTRAN 77:

```
call cheequb( uplo, n, a, lda, s, scond, amax, work, info )
call zheequb( uplo, n, a, lda, s, scond, amax, work, info )
```

Description

This routine is declared in `mk1_lapack.fi` for FORTRAN 77 interface and in `mk1_lapack.h` for C interface.

The routine computes row and column scalings intended to equilibrate a Hermitian indefinite matrix A and reduce its condition number (with respect to the two-norm).

The array s contains the scale factors, $s(i) = 1/\sqrt{A(i,i)}$. These factors are chosen so that the scaled matrix B with elements $b(i,j)=s(i)*a(i,j)*s(j)$ has ones on the diagonal.

This choice of s puts the condition number of B within a factor n of the smallest possible condition number over all possible diagonal scalings.

Input Parameters

<i>uplo</i>	<p>CHARACTER*1. Must be 'U' or 'L'.</p> <p>Indicates whether the upper or lower triangular part of <i>A</i> is stored:</p> <p>If <i>uplo</i> = 'U', the array <i>a</i> stores the upper triangular part of the matrix <i>A</i>.</p> <p>If <i>uplo</i> = 'L', the array <i>a</i> stores the lower triangular part of the matrix <i>A</i>.</p>
<i>n</i>	<p>INTEGER. The order of the matrix <i>A</i>; $n \geq 0$.</p>
<i>a, work</i>	<p>COMPLEX for <i>cheequb</i></p> <p>DOUBLE COMPLEX for <i>zheequb</i>.</p> <p>Array <i>a</i>: DIMENSION (<i>lda</i>, *).</p> <p>Contains the <i>n</i>-by-<i>n</i> symmetric indefinite matrix <i>A</i> whose scaling factors are to be computed. Only the diagonal elements of <i>A</i> are referenced. The second dimension of <i>a</i> must be at least $\max(1, n)$.</p> <p><i>work</i>(*) is a workspace array. The dimension of <i>work</i> is at least $\max(1, 3*n)$.</p>
<i>lda</i>	<p>INTEGER. The first dimension of <i>a</i>; $lda \geq \max(1, m)$.</p>

Output Parameters

<i>s</i>	<p>REAL for <i>cheequb</i></p> <p>DOUBLE PRECISION for <i>zheequb</i>.</p> <p>Array, DIMENSION (<i>n</i>).</p> <p>If <i>info</i> = 0, the array <i>s</i> contains the scale factors for <i>A</i>.</p>
<i>scond</i>	<p>REAL for <i>cheequb</i></p> <p>DOUBLE PRECISION for <i>zheequb</i>.</p> <p>If <i>info</i> = 0, <i>scond</i> contains the ratio of the smallest <i>s</i>(<i>i</i>) to the largest <i>s</i>(<i>i</i>). If <i>scond</i> ≥ 0.1, and <i>amax</i> is neither too large nor too small, it is not worth scaling by <i>s</i>.</p>
<i>amax</i>	<p>REAL for <i>cheequb</i></p> <p>DOUBLE PRECISION for <i>zheequb</i>.</p> <p>Absolute value of the largest element of the matrix <i>A</i>. If <i>amax</i> is very close to overflow or underflow, the matrix should be scaled.</p>
<i>info</i>	<p>INTEGER.</p> <p>If <i>info</i> = 0, the execution is successful.</p> <p>If <i>info</i> = -<i>i</i>, the <i>i</i>-th parameter had an illegal value.</p>

If *info* = *i*, the *i*-th diagonal element of *A* is nonpositive.

Driver Routines

Table 3-3 lists the LAPACK driver routines for solving systems of linear equations with real or complex matrices.

Table 3-3 Driver Routines for Solving Systems of Linear Equations

Matrix type, storage scheme	Simple Driver	Expert Driver	Expert Driver using Extra-Precise Iterative Refinement
general	?gesv	?gesvx	?gesvxx
general band	?gbsv	?gbsvx	?gbsvxx
general tridiagonal	?gtsv	?gtsvx	
symmetric/Hermitian positive-definite	?posv	?posvx	?posvxx
symmetric/Hermitian positive-definite, storage	?ppsv	?ppsvx	
symmetric/Hermitian positive-definite, band	?pbsv	?pbsvx	
symmetric/Hermitian positive-definite, tridiagonal	?ptsv	?ptsvx	
symmetric/Hermitian indefinite	?sysv / ?hesv	?sysvx / ?hesvx	?sysvxx / ?hesvxx
symmetric/Hermitian indefinite, packed storage	?spsv / ?hpsv	?spsvx / ?hpsvx	
complex symmetric	?sysv	?sysvx	

Matrix type, storage scheme	Simple Driver	Expert Driver	Expert Driver using Extra-Precise Iterative Refinement
complex symmetric, packed storage	<code>?spsv</code>	<code>?spsvx</code>	

In this table `?` stands for `s` (single precision real), `d` (double precision real), `c` (single precision complex), or `z` (double precision complex). In the description of `?gesv` and `?posv` routines, the `?` sign stands for combined character codes `ds` and `zc` for the mixed precision subroutines.

?gesv

Computes the solution to the system of linear equations with a square matrix *A* and multiple right-hand sides.

Syntax

FORTRAN 77:

```
call sgesv( n, nrhs, a, lda, ipiv, b, ldb, info )
call dgesv( n, nrhs, a, lda, ipiv, b, ldb, info )
call cgesv( n, nrhs, a, lda, ipiv, b, ldb, info )
call zgesv( n, nrhs, a, lda, ipiv, b, ldb, info )
call dsgesv( n, nrhs, a, lda, ipiv, b, ldb, x, ldx, work, swork, iter, info )
call zcgesv( n, nrhs, a, lda, ipiv, b, ldb, x, ldx, work, swork, rwork, iter, info )
```

Fortran 95:

```
call gesv( a, b [,ipiv] [,info] )
```

Description

This routine is declared in `mkl_lapack.fi` for FORTRAN 77 interface, in `lapack.f90` for Fortran 95 interface, and in `mkl_lapack.h` for C interface.

The routine solves for X the system of linear equations $A * X = B$, where A is an n -by- n matrix, the columns of matrix B are individual right-hand sides, and the columns of X are the corresponding solutions.

The LU decomposition with partial pivoting and row interchanges is used to factor A as $A = P * L * U$, where P is a permutation matrix, L is unit lower triangular, and U is upper triangular. The factored form of A is then used to solve the system of equations $A * X = B$.

The `dsgesv` and `zcgessv` are mixed precision iterative refinement subroutines for exploiting fast single precision hardware. They first attempt to factorize the matrix in single precision (`dsgesv`) or single complex precision (`zcgessv`) and use this factorization within an iterative refinement procedure to produce a solution with double precision (`dsgesv`) / double complex precision (`zcgessv`) normwise backward error quality (see below). If the approach fails, the method switches to a double precision or double complex precision factorization respectively and computes the solution.

The iterative refinement is not going to be a winning strategy if the ratio single precision performance over double precision performance is too small. A reasonable strategy should take the number of right-hand sides and the size of the matrix into account. This might be done with a call to `ilaenv` in the future. At present, iterative refinement is implemented.

The iterative refinement process is stopped if

`iter > itermax`

or for all the right-hand sides:

`rnmr < sqrt(n) * xnmr * anrm * eps * bwdmax`

where

- `iter` is the number of the current iteration in the iterative refinement process
- `rnmr` is the infinity-norm of the residual
- `xnmr` is the infinity-norm of the solution
- `anrm` is the infinity-operator-norm of the matrix A
- `eps` is the machine epsilon returned by `dlamch` ('Epsilon').

The values `itermax` and `bwdmax` are fixed to 30 and 1.0d+00 respectively.

Input Parameters

n INTEGER. The number of linear equations, that is, the order of the matrix A ; $n \geq 0$.

<i>nrhs</i>	INTEGER. The number of right-hand sides, that is, the number of columns of the matrix <i>B</i> ; $nrhs \geq 0$.
<i>a</i> , <i>b</i>	REAL for <i>sge</i> sv DOUBLE PRECISION for <i>dge</i> sv and <i>dsg</i> sv COMPLEX for <i>cge</i> sv DOUBLE COMPLEX for <i>zge</i> sv and <i>zcg</i> sv. Arrays: <i>a</i> (<i>lda</i> ,*), <i>b</i> (<i>ldb</i> ,*). The array <i>a</i> contains the <i>n</i> -by- <i>n</i> coefficient matrix <i>A</i> . The array <i>b</i> contains the <i>n</i> -by- <i>nrhs</i> matrix of right hand side matrix <i>B</i> . The second dimension of <i>a</i> must be at least $\max(1, n)$, the second dimension of <i>b</i> at least $\max(1, nrhs)$.
<i>lda</i>	INTEGER. The leading dimension of the array <i>a</i> ; $lda \geq \max(1, n)$.
<i>ldb</i>	INTEGER. The leading dimension of the array <i>b</i> ; $ldb \geq \max(1, n)$.
<i>ldx</i>	INTEGER. The leading dimension of the array <i>x</i> ; $ldx \geq \max(1, n)$.
<i>work</i>	DOUBLE PRECISION for <i>dsg</i> sv DOUBLE COMPLEX for <i>zcg</i> sv. Workspace array, DIMENSION at least $\max(1, n*nrhs)$. This array is used to hold the residual vectors.
<i>swork</i>	REAL for <i>dsg</i> sv COMPLEX for <i>zcg</i> sv. Workspace array, DIMENSION at least $\max(1, n*(n+nrhs))$. This array is used to use the single precision matrix and the right-hand sides or solutions in single precision.
<i>rwork</i>	DOUBLE PRECISION. Workspace array, DIMENSION at least $\max(1, n)$.

Output Parameters

<i>a</i>	Overwritten by the factors <i>L</i> and <i>U</i> from the factorization of $A = P*L*U$; the unit diagonal elements of <i>L</i> are not stored. If iterative refinement has been successfully used (<i>info</i> = 0 and <i>iter</i> \geq 0), then <i>A</i> is unchanged. If double precision factorization has been used (<i>info</i> = 0 and <i>iter</i> < 0), then the array <i>A</i> contains the factors <i>L</i> and <i>U</i> from the factorization $A = P*L*U$; the unit diagonal elements of <i>L</i> are not stored.
----------	--

<i>b</i>	Overwritten by the solution matrix <i>X</i> for <i>dgesv</i> , <i>sgesv</i> , <i>zgesv</i> , <i>zgesv</i> . Unchanged for <i>dsgesv</i> and <i>zcgesv</i> .
<i>ipiv</i>	INTEGER. Array, DIMENSION at least $\max(1, n)$. The pivot indices that define the permutation matrix <i>P</i> ; row <i>i</i> of the matrix was interchanged with row <i>ipiv</i> (<i>i</i>). Corresponds to the single precision factorization (if <i>info</i> = 0 and <i>iter</i> ≥ 0) or the double precision factorization (if <i>info</i> = 0 and <i>iter</i> < 0).
<i>x</i>	DOUBLE PRECISION for <i>dsgesv</i> DOUBLE COMPLEX for <i>zcgesv</i> . Array, DIMENSION (<i>ldx</i> , <i>nrhs</i>). If <i>info</i> = 0, contains the <i>n</i> -by- <i>nrhs</i> solution matrix <i>X</i> .
<i>iter</i>	INTEGER. If <i>iter</i> < 0: iterative refinement has failed, double precision factorization has been performed <ul style="list-style-type: none"> • If <i>iter</i> = -1: the routine fell back to full precision for implementation- or machine-specific reason • If <i>iter</i> = -2: narrowing the precision induced an overflow, the routine fell back to full precision • If <i>iter</i> = -3: failure of <i>sgetrf</i> for <i>dsgesv</i>, or <i>cgetrf</i> for <i>zcgesv</i> • If <i>iter</i> = -31: stop the iterative refinement after the 30th iteration. If <i>iter</i> > 0: iterative refinement has been successfully used. Returns the number of iterations.
<i>info</i>	INTEGER. If <i>info</i> =0, the execution is successful. If <i>info</i> = - <i>i</i> , the <i>i</i> -th parameter had an illegal value. If <i>info</i> = <i>i</i> , <i>U</i> (<i>i</i> , <i>i</i>) (computed in double precision for mixed precision subroutines) is exactly zero. The factorization has been completed, but the factor <i>U</i> is exactly singular, so the solution could not be computed.

Fortran 95 Interface Notes

Routines in Fortran 95 interface have fewer arguments in the calling sequence than their FORTRAN 77 counterparts. For general conventions applied to skip redundant or reconstructible arguments, see [Fortran 95 Interface Conventions](#).

Specific details for the routine *gesv* interface are as follows:

<i>a</i>	Holds the matrix <i>A</i> of size (n, n) .
<i>b</i>	Holds the matrix <i>B</i> of size $(n, nrhs)$.
<i>ipiv</i>	Holds the vector of length <i>n</i> .



NOTE. Fortran 95 Interface is so far not available for the mixed precision subroutines `dsgesv/zcgsv`.

See Also

- [Driver Routines](#)
- [ilaenv](#)
- [dlamch](#)
- [sgetrf](#)

?gesvx

*Computes the solution to the system of linear equations with a square matrix *A* and multiple right-hand sides, and provides error bounds on the solution.*

Syntax

FORTRAN 77:

```
call sgesvx( fact, trans, n, nrhs, a, lda, af, ldaf, ipiv, equed, r, c, b,
ldb, x, ldx, rcond, ferr, berr, work, iwork, info )

call dgesvx( fact, trans, n, nrhs, a, lda, af, ldaf, ipiv, equed, r, c, b,
ldb, x, ldx, rcond, ferr, berr, work, iwork, info )

call cgesvx( fact, trans, n, nrhs, a, lda, af, ldaf, ipiv, equed, r, c, b,
ldb, x, ldx, rcond, ferr, berr, work, rwork, info )

call zgesvx( fact, trans, n, nrhs, a, lda, af, ldaf, ipiv, equed, r, c, b,
ldb, x, ldx, rcond, ferr, berr, work, rwork, info )
```

Fortran 95:

```
call gesvx( a, b, x [,af] [,ipiv] [,fact] [,trans] [,equed] [,r] [,c] [,ferr]
[,berr] [,rcond] [,rpvgrw] [,info] )
```

Description

This routine is declared in `mkl_lapack.fi` for FORTRAN 77 interface, in `lapack.f90` for Fortran 95 interface, and in `mkl_lapack.h` for C interface.

The routine uses the LU factorization to compute the solution to a real or complex system of linear equations $A \cdot X = B$, where A is an n -by- n matrix, the columns of matrix B are individual right-hand sides, and the columns of X are the corresponding solutions.

Error bounds on the solution and a condition estimate are also provided.

The routine `?gesvx` performs the following steps:

1. If `fact = 'E'`, real scaling factors r and c are computed to equilibrate the system:

`trans = 'N':` $diag(r) \cdot A \cdot diag(c) \cdot inv(diag(c)) \cdot X = diag(r) \cdot B$

`trans = 'T':` $(diag(r) \cdot A \cdot diag(c))^T \cdot inv(diag(r)) \cdot X = diag(c) \cdot B$

`trans = 'C':` $(diag(r) \cdot A \cdot diag(c))^H \cdot inv(diag(r)) \cdot X = diag(c) \cdot B$

Whether or not the system will be equilibrated depends on the scaling of the matrix A , but if equilibration is used, A is overwritten by $diag(r) \cdot A \cdot diag(c)$ and B by $diag(r) \cdot B$ (if `trans='N'`) or $diag(c) \cdot B$ (if `trans = 'T'` or `'C'`).

2. If `fact = 'N'` or `'E'`, the LU decomposition is used to factor the matrix A (after equilibration if `fact = 'E'`) as $A = P \cdot L \cdot U$, where P is a permutation matrix, L is a unit lower triangular matrix, and U is upper triangular.
3. If some $U_{i,i} = 0$, so that U is exactly singular, then the routine returns with `info = i`. Otherwise, the factored form of A is used to estimate the condition number of the matrix A . If the reciprocal of the condition number is less than machine precision, `info = n + 1` is returned as a warning, but the routine still goes on to solve for X and compute error bounds as described below.
4. The system of equations is solved for X using the factored form of A .
5. Iterative refinement is applied to improve the computed solution matrix and calculate error bounds and backward error estimates for it.
6. If equilibration was used, the matrix X is premultiplied by $diag(c)$ (if `trans = 'N'`) or $diag(r)$ (if `trans = 'T'` or `'C'`) so that it solves the original system before equilibration.

Input Parameters

`fact` CHARACTER*1. Must be 'F', 'N', or 'E'.

	<p>Specifies whether or not the factored form of the matrix A is supplied on entry, and if not, whether the matrix A should be equilibrated before it is factored.</p> <p>If $fact = 'F'$: on entry, af and $ipiv$ contain the factored form of A. If $equed$ is not $'N'$, the matrix A has been equilibrated with scaling factors given by r and c.</p> <p>a, af, and $ipiv$ are not modified.</p> <p>If $fact = 'N'$, the matrix A will be copied to af and factored.</p> <p>If $fact = 'E'$, the matrix A will be equilibrated if necessary, then copied to af and factored.</p>
<i>trans</i>	<p>CHARACTER*1. Must be $'N'$, $'T'$, or $'C'$.</p> <p>Specifies the form of the system of equations:</p> <p>If $trans = 'N'$, the system has the form $A^*X = B$ (No transpose).</p> <p>If $trans = 'T'$, the system has the form $A^T * X = B$ (Transpose).</p> <p>If $trans = 'C'$, the system has the form $A^H * X = B$ (Transpose for real flavors, conjugate transpose for complex flavors).</p>
<i>n</i>	<p>INTEGER. The number of linear equations; the order of the matrix A; $n \geq 0$.</p>
<i>nrhs</i>	<p>INTEGER. The number of right hand sides; the number of columns of the matrices B and X; $nrhs \geq 0$.</p>
<i>a,af,b,work</i>	<p>REAL for sgesvx DOUBLE PRECISION for dgesvx COMPLEX for cgesvx DOUBLE COMPLEX for zgesvx.</p> <p>Arrays: $a(lda,*)$, $af(ldaf,*)$, $b(ldb,*)$, $work(*)$.</p> <p>The array a contains the matrix A. If $fact = 'F'$ and $equed$ is not $'N'$, then A must have been equilibrated by the scaling factors in r and/or c. The second dimension of a must be at least $\max(1, n)$.</p> <p>The array af is an input argument if $fact = 'F'$. It contains the factored form of the matrix A, that is, the factors L and U from the factorization $A = P * L * U$ as computed by ?getrf. If $equed$ is not $'N'$, then af is the factored form of the equilibrated matrix A. The second dimension of af must be at least $\max(1, n)$.</p> <p>The array b contains the matrix B whose columns are the right-hand sides for the systems of equations. The second dimension of b must be at least $\max(1, nrhs)$.</p>

	<p><i>work(*)</i> is a workspace array. The dimension of <i>work</i> must be at least $\max(1, 4*n)$ for real flavors, and at least $\max(1, 2*n)$ for complex flavors.</p>
<i>lda</i>	INTEGER. The first dimension of <i>a</i> ; $lda \geq \max(1, n)$.
<i>ldaf</i>	INTEGER. The first dimension of <i>af</i> ; $ldaf \geq \max(1, n)$.
<i>ldb</i>	INTEGER. The first dimension of <i>b</i> ; $ldb \geq \max(1, n)$.
<i>ipiv</i>	<p>INTEGER.</p> <p>Array, DIMENSION at least $\max(1, n)$. The array <i>ipiv</i> is an input argument if <i>fact</i> = 'F'. It contains the pivot indices from the factorization $A = P*L*U$ as computed by ?getrf; row <i>i</i> of the matrix was interchanged with row <i>ipiv(i)</i>.</p>
<i>equed</i>	<p>CHARACTER*1. Must be 'N', 'R', 'C', or 'B'.</p> <p><i>equed</i> is an input argument if <i>fact</i> = 'F'. It specifies the form of equilibration that was done:</p> <p>If <i>equed</i> = 'N', no equilibration was done (always true if <i>fact</i> = 'N').</p> <p>If <i>equed</i> = 'R', row equilibration was done, that is, <i>A</i> has been premultiplied by <i>diag(r)</i>.</p> <p>If <i>equed</i> = 'C', column equilibration was done, that is, <i>A</i> has been postmultiplied by <i>diag(c)</i>.</p> <p>If <i>equed</i> = 'B', both row and column equilibration was done, that is, <i>A</i> has been replaced by <i>diag(r)*A*diag(c)</i>.</p>
<i>r, c</i>	<p>REAL for single precision flavors</p> <p>DOUBLE PRECISION for double precision flavors.</p> <p>Arrays: <i>r(n)</i>, <i>c(n)</i>. The array <i>r</i> contains the row scale factors for <i>A</i>, and the array <i>c</i> contains the column scale factors for <i>A</i>. These arrays are input arguments if <i>fact</i> = 'F' only; otherwise they are output arguments.</p> <p>If <i>equed</i> = 'R' or 'B', <i>A</i> is multiplied on the left by <i>diag(r)</i>; if <i>equed</i> = 'N' or 'C', <i>r</i> is not accessed.</p> <p>If <i>fact</i> = 'F' and <i>equed</i> = 'R' or 'B', each element of <i>r</i> must be positive.</p> <p>If <i>equed</i> = 'C' or 'B', <i>A</i> is multiplied on the right by <i>diag(c)</i>; if <i>equed</i> = 'N' or 'R', <i>c</i> is not accessed.</p> <p>If <i>fact</i> = 'F' and <i>equed</i> = 'C' or 'B', each element of <i>c</i> must be positive.</p>

<i>ldx</i>	INTEGER. The first dimension of the output array <i>x</i> ; $ldx \geq \max(1, n)$.
<i>iwork</i>	INTEGER. Workspace array, DIMENSION at least $\max(1, n)$; used in real flavors only.
<i>rwork</i>	REAL for single precision flavors DOUBLE PRECISION for double precision flavors. Workspace array, DIMENSION at least $\max(1, 2*n)$; used in complex flavors only.

Output Parameters

<i>x</i>	REAL for sgesvx DOUBLE PRECISION for dgesvx COMPLEX for cgesvx DOUBLE COMPLEX for zgesvx. Array, DIMENSION (<i>ldx</i> , *). If <i>info</i> = 0 or <i>info</i> = <i>n</i> +1, the array <i>x</i> contains the solution matrix <i>x</i> to the <i>original</i> system of equations. Note that <i>A</i> and <i>B</i> are modified on exit if <i>equed</i> ≠ 'N', and the solution to the <i>equilibrated</i> system is: $diag(C)^{-1} * X$, if <i>trans</i> = 'N' and <i>equed</i> = 'C' or 'B'; $diag(R)^{-1} * X$, if <i>trans</i> = 'T' or 'C' and <i>equed</i> = 'R' or 'B'. The second dimension of <i>x</i> must be at least $\max(1, nrhs)$.
<i>a</i>	Array <i>a</i> is not modified on exit if <i>fact</i> = 'F' or 'N', or if <i>fact</i> = 'E' and <i>equed</i> = 'N'. If <i>equed</i> ≠ 'N', <i>A</i> is scaled on exit as follows: <i>equed</i> = 'R': $A = diag(R) * A$ <i>equed</i> = 'C': $A = A * diag(c)$ <i>equed</i> = 'B': $A = diag(R) * A * diag(c)$.
<i>af</i>	If <i>fact</i> = 'N' or 'E', then <i>af</i> is an output argument and on exit returns the factors <i>L</i> and <i>U</i> from the factorization $A = PLU$ of the original matrix <i>A</i> (if <i>fact</i> = 'N') or of the equilibrated matrix <i>A</i> (if <i>fact</i> = 'E'). See the description of <i>a</i> for the form of the equilibrated matrix.
<i>b</i>	Overwritten by $diag(r) * B$ if <i>trans</i> = 'N' and <i>equed</i> = 'R' or 'B'; overwritten by $diag(c) * B$ if <i>trans</i> = 'T' or 'C' and <i>equed</i> = 'C' or 'B'; not changed if <i>equed</i> = 'N'.

<i>r, c</i>	These arrays are output arguments if <i>fact</i> \neq 'F'. See the description of <i>r, c</i> in <i>Input Arguments</i> section.
<i>rcond</i>	REAL for single precision flavors DOUBLE PRECISION for double precision flavors. An estimate of the reciprocal condition number of the matrix <i>A</i> after equilibration (if done). If <i>rcond</i> is less than the machine precision, in particular, if <i>rcond</i> = 0, the matrix is singular to working precision. This condition is indicated by a return code of <i>info</i> > 0.
<i>ferr</i>	REAL for single precision flavors DOUBLE PRECISION for double precision flavors. Array, DIMENSION at least $\max(1, nrhs)$. Contains the estimated forward error bound for each solution vector <i>x</i> (<i>j</i>) (the <i>j</i> -th column of the solution matrix <i>X</i>). If <i>xtrue</i> is the true solution corresponding to <i>x</i> (<i>j</i>), <i>ferr</i> (<i>j</i>) is an estimated upper bound for the magnitude of the largest element in (<i>x</i> (<i>j</i>) - <i>xtrue</i>) divided by the magnitude of the largest element in <i>x</i> (<i>j</i>). The estimate is as reliable as the estimate for <i>rcond</i> , and is almost always a slight overestimate of the true error.
<i>berr</i>	REAL for single precision flavors DOUBLE PRECISION for double precision flavors. Array, DIMENSION at least $\max(1, nrhs)$. Contains the component-wise relative backward error for each solution vector <i>x</i> (<i>j</i>), that is, the smallest relative change in any element of <i>A</i> or <i>B</i> that makes <i>x</i> (<i>j</i>) an exact solution.
<i>ipiv</i>	If <i>fact</i> = 'N' or 'E', then <i>ipiv</i> is an output argument and on exit contains the pivot indices from the factorization $A = P*L*U$ of the original matrix <i>A</i> (if <i>fact</i> = 'N') or of the equilibrated matrix <i>A</i> (if <i>fact</i> = 'E').
<i>equed</i>	If <i>fact</i> \neq 'F', then <i>equed</i> is an output argument. It specifies the form of equilibration that was done (see the description of <i>equed</i> in <i>Input Arguments</i> section).
<i>work, rwork</i>	On exit, <i>work</i> (1) for real flavors, or <i>rwork</i> (1) for complex flavors, contains the reciprocal pivot growth factor $\text{norm}(A)/\text{norm}(U)$. The "max absolute element" norm is used. If <i>work</i> (1) for real flavors, or <i>rwork</i> (1) for complex flavors is much less than 1, then the stability of the <i>LU</i> factorization of the (equilibrated) matrix <i>A</i> could be poor. This also means that the solution <i>x</i> , condition estimator <i>rcond</i> , and forward

error bound *ferr* could be unreliable. If factorization fails with $0 < \text{info} \leq n$, then *work*(1) for real flavors, or *rwork*(1) for complex flavors contains the reciprocal pivot growth factor for the leading *info* columns of *A*.

info

INTEGER. If *info* = 0, the execution is successful.

If *info* = -*i*, the *i*-th parameter had an illegal value.

If *info* = *i*, and $i \leq n$, then $U(i, i)$ is exactly zero. The factorization has been completed, but the factor *U* is exactly singular, so the solution and error bounds could not be computed; *rcond* = 0 is returned.

If *info* = *i*, and $i = n+1$, then *U* is nonsingular, but *rcond* is less than machine precision, meaning that the matrix is singular to working precision. Nevertheless, the solution and error bounds are computed because there are a number of situations where the computed solution can be more accurate than the value of *rcond* would suggest.

Fortran 95 Interface Notes

Routines in Fortran 95 interface have fewer arguments in the calling sequence than their FORTRAN 77 counterparts. For general conventions applied to skip redundant or reconstructible arguments, see [Fortran 95 Interface Conventions](#).

Specific details for the routine *gesvx* interface are as follows:

<i>a</i>	Holds the matrix <i>A</i> of size (<i>n</i> , <i>n</i>).
<i>b</i>	Holds the matrix <i>B</i> of size (<i>n</i> , <i>nrhs</i>).
<i>x</i>	Holds the matrix <i>X</i> of size (<i>n</i> , <i>nrhs</i>).
<i>af</i>	Holds the matrix <i>AF</i> of size (<i>n</i> , <i>n</i>).
<i>ipiv</i>	Holds the vector of length <i>n</i> .
<i>r</i>	Holds the vector of length <i>n</i> . Default value for each element is $r(i) = 1.0_WP$.
<i>c</i>	Holds the vector of length <i>n</i> . Default value for each element is $c(i) = 1.0_WP$.
<i>ferr</i>	Holds the vector of length (<i>nrhs</i>).
<i>berr</i>	Holds the vector of length (<i>nrhs</i>).
<i>fact</i>	Must be 'N', 'E', or 'F'. The default value is 'N'. If <i>fact</i> = 'F', then both arguments <i>af</i> and <i>ipiv</i> must be present; otherwise, an error is returned.

<i>trans</i>	Must be 'N', 'C', or 'T'. The default value is 'N'.
<i>equed</i>	Must be 'N', 'B', 'C', or 'R'. The default value is 'N'.
<i>rpvgrw</i>	Real value that contains the reciprocal pivot growth factor $\text{norm}(A)/\text{norm}(U)$.

?gesvxx

Uses extra precise iterative refinement to compute the solution to the system of linear equations with a square matrix A and multiple right-hand sides

Syntax

FORTRAN 77:

```
call sgesvxx( fact, trans, n, nrhs, a, lda, af, ldaf, ipiv, equed, r, c, b,
ldb, x, ldx, rcond, rpvgrw, berr, n_err_bnds, err_bnds_norm, err_bnds_comp,
nparams, params, work, iwork, info )

call dgesvxx( fact, trans, n, nrhs, a, lda, af, ldaf, ipiv, equed, r, c, b,
ldb, x, ldx, rcond, rpvgrw, berr, n_err_bnds, err_bnds_norm, err_bnds_comp,
nparams, params, work, iwork, info )

call cgesvxx( fact, trans, n, nrhs, a, lda, af, ldaf, ipiv, equed, r, c, b,
ldb, x, ldx, rcond, rpvgrw, berr, n_err_bnds, err_bnds_norm, err_bnds_comp,
nparams, params, work, rwork, info )

call zgesvxx( fact, trans, n, nrhs, a, lda, af, ldaf, ipiv, equed, r, c, b,
ldb, x, ldx, rcond, rpvgrw, berr, n_err_bnds, err_bnds_norm, err_bnds_comp,
nparams, params, work, rwork, info )
```

Description

This routine is declared in `mkl_lapack.fi` for FORTRAN 77 interface and in `mkl_lapack.h` for C interface.

The routine uses the *LU* factorization to compute the solution to a real or complex system of linear equations $A \cdot X = B$, where *A* is an *n*-by-*n* matrix, the columns of the matrix *B* are individual right-hand sides, and the columns of *x* are the corresponding solutions.

Both normwise and maximum componentwise error bounds are also provided on request. The routine returns a solution with a small guaranteed error ($O(\epsilon_{\text{ps}})$, where ϵ_{ps} is the working machine precision) unless the matrix is very ill-conditioned, in which case a warning is returned. Relevant condition numbers are also calculated and returned.

The routine accepts user-provided factorizations and equilibration factors; see definitions of the *fact* and *equed* options. Solving with refinement and using a factorization from a previous call of the routine also produces a solution with $O(\epsilon_{\text{ps}})$ errors or warnings but that may not be true for general user-provided factorizations and equilibration factors if they differ from what the routine would itself produce.

The routine `?gesvxx` performs the following steps:

1. If *fact* = 'E', scaling factors *r* and *c* are computed to equilibrate the system:

$$\text{trans} = \text{'N'}: \text{diag}(r) * A * \text{diag}(c) * \text{inv}(\text{diag}(c)) * X = \text{diag}(r) * B$$

$$\text{trans} = \text{'T'}: (\text{diag}(r) * A * \text{diag}(c))^T * \text{inv}(\text{diag}(r)) * X = \text{diag}(c) * B$$

$$\text{trans} = \text{'C'}: (\text{diag}(r) * A * \text{diag}(c))^H * \text{inv}(\text{diag}(r)) * X = \text{diag}(c) * B$$

Whether or not the system will be equilibrated depends on the scaling of the matrix *A*, but if equilibration is used, *A* is overwritten by $\text{diag}(r) * A * \text{diag}(c)$ and *B* by $\text{diag}(r) * B$ (if *trans*='N') or $\text{diag}(c) * B$ (if *trans* = 'T' or 'C').

2. If *fact* = 'N' or 'E', the LU decomposition is used to factor the matrix *A* (after equilibration if *fact* = 'E') as $A = P * L * U$, where *P* is a permutation matrix, *L* is a unit lower triangular matrix, and *U* is upper triangular.
3. If some $U_{i,i} = 0$, so that *U* is exactly singular, then the routine returns with *info* = *i*. Otherwise, the factored form of *A* is used to estimate the condition number of the matrix *A* (see the *rcond* parameter). If the reciprocal of the condition number is less than machine precision, the routine still goes on to solve for *x* and compute error bounds.
4. The system of equations is solved for *x* using the factored form of *A*.
5. By default, unless `params(la_linrx_itref_i)` is set to zero, the routine applies iterative refinement to improve the computed solution matrix and calculate error bounds. Refinement calculates the residual to at least twice the working precision.
6. If equilibration was used, the matrix *x* is premultiplied by $\text{diag}(c)$ (if *trans* = 'N') or $\text{diag}(r)$ (if *trans* = 'T' or 'C') so that it solves the original system before equilibration.

Input Parameters

fact CHARACTER*1. Must be 'F', 'N', or 'E'.

	<p>Specifies whether or not the factored form of the matrix A is supplied on entry, and if not, whether the matrix A should be equilibrated before it is factored.</p> <p>If $fact = 'F'$, on entry, af and $ipiv$ contain the factored form of A. If $equed$ is not $'N'$, the matrix A has been equilibrated with scaling factors given by r and c. Parameters a, af, and $ipiv$ are not modified.</p> <p>If $fact = 'N'$, the matrix A will be copied to af and factored.</p> <p>If $fact = 'E'$, the matrix A will be equilibrated, if necessary, copied to af and factored.</p>
<i>trans</i>	<p>CHARACTER*1. Must be $'N'$, $'T'$, or $'C'$.</p> <p>Specifies the form of the system of equations:</p> <p>If $trans = 'N'$, the system has the form $A*X = B$ (No transpose).</p> <p>If $trans = 'T'$, the system has the form $A^{**T}*X = B$ (Transpose).</p> <p>If $trans = 'C'$, the system has the form $A^{**H}*X = B$ (Conjugate Transpose = Transpose for real flavors, Conjugate Transpose for complex flavors).</p>
<i>n</i>	<p>INTEGER. The number of linear equations; the order of the matrix A; $n \geq 0$.</p>
<i>nrhs</i>	<p>INTEGER. The number of right hand sides; the number of columns of the matrices B and X; $nrhs \geq 0$.</p>
<i>a, af, b, work</i>	<p>REAL for sgesvxx DOUBLE PRECISION for dgesvxx COMPLEX for cgesvxx DOUBLE COMPLEX for zgesvxx.</p> <p>Arrays: $a(lda, *)$, $af(ldaf, *)$, $b(ldb, *)$, $work(*)$.</p> <p>The array a contains the matrix A. If $fact = 'F'$ and $equed$ is not $'N'$, then A must have been equilibrated by the scaling factors in r and/or c. The second dimension of a must be at least $\max(1, n)$.</p> <p>The array af is an input argument if $fact = 'F'$. It contains the factored form of the matrix A, that is, the factors L and U from the factorization $A = P*L*U$ as</p>

computed by `?getrf`. If `equed` is not 'N', then `af` is the factored form of the equilibrated matrix A . The second dimension of `af` must be at least $\max(1, n)$. The array `b` contains the matrix B whose columns are the right-hand sides for the systems of equations. The second dimension of `b` must be at least $\max(1, nrhs)$. `work(*)` is a workspace array. The dimension of `work` must be at least $\max(1, 4*n)$ for real flavors, and at least $\max(1, 2*n)$ for complex flavors.

`lda` INTEGER. The first dimension of `a`; $lda \geq \max(1, n)$.

`ldaf` INTEGER. The first dimension of `af`; $ldaf \geq \max(1, n)$.

`ipiv` INTEGER.
Array, DIMENSION at least $\max(1, n)$. The array `ipiv` is an input argument if `fact` = 'F'. It contains the pivot indices from the factorization $A = P*L*U$ as computed by `?getrf`; row `i` of the matrix was interchanged with row `ipiv(i)`.

`equed` CHARACTER*1. Must be 'N', 'R', 'C', or 'B'.
`equed` is an input argument if `fact` = 'F'. It specifies the form of equilibration that was done:
If `equed` = 'N', no equilibration was done (always true if `fact` = 'N').
If `equed` = 'R', row equilibration was done, that is, A has been premultiplied by `diag(r)`.
If `equed` = 'C', column equilibration was done, that is, A has been postmultiplied by `diag(c)`.
If `equed` = 'B', both row and column equilibration was done, that is, A has been replaced by `diag(r)*A*diag(c)`.

`r, c` REAL for single precision flavors
DOUBLE PRECISION for double precision flavors.
Arrays: `r(n)`, `c(n)`. The array `r` contains the row scale factors for A , and the array `c` contains the column scale factors for A . These arrays are input arguments if `fact` = 'F' only; otherwise they are output arguments.
If `equed` = 'R' or 'B', A is multiplied on the left by `diag(r)`; if `equed` = 'N' or 'C', `r` is not accessed.

If *fact* = 'F' and *equed* = 'R' or 'B', each element of *r* must be positive.

If *equed* = 'C' or 'B', *A* is multiplied on the right by *diag(c)*; if *equed* = 'N' or 'R', *c* is not accessed.

If *fact* = 'F' and *equed* = 'C' or 'B', each element of *c* must be positive.

Each element of *r* or *c* should be a power of the radix to ensure a reliable solution and error estimates. Scaling by powers of the radix does not cause rounding errors unless the result underflows or overflows. Rounding errors during scaling lead to refining with a matrix that is not equivalent to the input matrix, producing error estimates that may not be reliable.

<i>ldb</i>	INTEGER. The first dimension of the array <i>b</i> ; $ldb \geq \max(1, n)$.
<i>ldx</i>	INTEGER. The first dimension of the output array <i>x</i> ; $ldx \geq \max(1, n)$.
<i>n_err_bnds</i>	INTEGER. Number of error bounds to return for each right hand side and each type (normwise or componentwise). See <i>err_bnds_norm</i> and <i>err_bnds_comp</i> descriptions in <i>Output Arguments</i> section below.
<i>nparams</i>	INTEGER. Specifies the number of parameters set in <i>params</i> . If ≤ 0 , the <i>params</i> array is never referenced and default values are used.
<i>params</i>	REAL for single precision flavors DOUBLE PRECISION for double precision flavors. Array, DIMENSION <i>nparams</i> . Specifies algorithm parameters. If an entry is less than 0.0, that entry will be filled with default value used for that parameter. Only positions up to <i>nparams</i> are accessed; defaults are used for higher-numbered parameters. If defaults are acceptable, you can pass <i>nparams</i> = 0, which prevents the source code from accessing the <i>params</i> argument. <i>params</i> (<i>la_linrx_itref_i</i> = 1) : Whether to perform iterative refinement or not. Default: 1.0

=0.0 No refinement is performed and no error bounds are computed.

=1.0 Use the double-precision refinement algorithm, possibly with doubled-single computations if the compilation environment does not support `DOUBLE PRECISION`.

(Other values are reserved for future use.)

`params(la_linrx_ithresh_i = 2)` : Maximum number of residual computations allowed for refinement.

Default 10

Aggressive Set to 100 to permit convergence using approximate factorizations or factorizations other than *LU*. If the factorization uses a technique other than Gaussian elimination, the quarantees in `err_bnds_norm` and `err_bnds_comp` may no longer be trustworthy.

`params(la_linrx_cwise_i = 3)` : Flag determining if the code will attempt to find a solution with a small componentwise relative error in the double-precision algorithm. Positive is true, 0.0 is false. Default: 1.0 (attempt componentwise convergence).

iwork INTEGER. Workspace array, DIMENSION at least `max(1, n)`; used in real flavors only.

rwork REAL for single precision flavors
 DOUBLE PRECISION for double precision flavors.
 Workspace array, DIMENSION at least `max(1, 3*n)`; used in complex flavors only.

Output Parameters

x REAL for `sgevvxx`
 DOUBLE PRECISION for `dgevvxx`
 COMPLEX for `cgevvxx`
 DOUBLE COMPLEX for `zgevvxx`.
 Array, DIMENSION (`ldx`, *).

	<p>If $info = 0$, the array x contains the solution n-by-$nrhs$ matrix x to the <i>original</i> system of equations. Note that A and B are modified on exit if $equed \neq 'N'$, and the solution to the <i>equilibrated</i> system is:</p> <p>$inv(diag(c)) * X$, if $trans = 'N'$ and $equed = 'C'$ or $'B'$; or $inv(diag(r)) * X$, if $trans = 'T'$ or $'C'$ and $equed = 'R'$ or $'B'$. The second dimension of x must be at least $\max(1, nrhs)$.</p>
a	<p>Array a is not modified on exit if $fact = 'F'$ or $'N'$, or if $fact = 'E'$ and $equed = 'N'$.</p> <p>If $equed \neq 'N'$, A is scaled on exit as follows:</p> <p>$equed = 'R'$: $A = diag(r) * A$</p> <p>$equed = 'C'$: $A = A * diag(c)$</p> <p>$equed = 'B'$: $A = diag(r) * A * diag(c)$.</p>
af	<p>If $fact = 'N'$ or $'E'$, then af is an output argument and on exit returns the factors L and U from the factorization $A = PLU$ of the original matrix A (if $fact = 'N'$) or of the equilibrated matrix A (if $fact = 'E'$). See the description of a for the form of the equilibrated matrix.</p>
b	<p>Overwritten by $diag(r) * B$ if $trans = 'N'$ and $equed = 'R'$ or $'B'$;</p> <p>overwritten by $trans = 'T'$ or $'C'$ and $equed = 'C'$ or $'B'$;</p> <p>not changed if $equed = 'N'$.</p>
r, c	<p>These arrays are output arguments if $fact \neq 'F'$. Each element of these arrays is a power of the radix. See the description of r, c in <i>Input Arguments</i> section.</p>
$rcond$	<p>REAL for single precision flavors</p> <p>DOUBLE PRECISION for double precision flavors.</p> <p>Reciprocal scaled condition number. An estimate of the reciprocal Skeel condition number of the matrix A after equilibration (if done). If $rcond$ is less than the machine precision, in particular, if $rcond = 0$, the matrix is singular to working precision. Note that the error may still be small even if this number is very small and the matrix appears ill-conditioned.</p>

rpvgrw

REAL for single precision flavors

DOUBLE PRECISION for double precision flavors.

Contains the reciprocal pivot growth factor

$\text{norm}(A) / \text{norm}(U)$. The *max absolute element* norm is used. If this is much less than 1, the stability of the LU factorization of the (equilibrated) matrix *A* could be poor. This also means that the solution *x*, estimated condition numbers, and error bounds could be unreliable. If factorization fails with $0 < \text{info} \leq n$, this parameter contains the reciprocal pivot growth factor for the leading *info* columns of *A*. In ?gesvx, this quantity is returned in *work*(1).

berr

REAL for single precision flavors

DOUBLE PRECISION for double precision flavors.

Array, DIMENSION at least $\max(1, \text{nrhs})$. Contains the componentwise relative backward error for each solution vector $x(j)$, that is, the smallest relative change in any element of *A* or *B* that makes $x(j)$ an exact solution.

err_bnds_norm

REAL for single precision flavors

DOUBLE PRECISION for double precision flavors.

Array, DIMENSION (*nrhs*, *n_err_bnds*). For each right-hand side, contains information about various error bounds and condition numbers corresponding to the normwise relative error, which is defined as follows:

Normwise relative error in the *i*-th solution vector

$$\frac{\max_j |X_{\text{true}_{ji}} - X_{ji}|}{\max_j |X_{ji}|}$$

The array is indexed by the type of error information as described below. There are currently up to three pieces of information returned.

The first index in *err_bnds_norm*(*i*, :) corresponds to the *i*-th right-hand side.

The second index in *err_bnds_norm*(:, *err*) contains the following three fields:

`err=1` "Trust/don't trust" boolean. Trust the answer if the reciprocal condition number is less than the threshold $\sqrt{n} * \text{slamch}(\epsilon)$ for single precision flavors and $\sqrt{n} * \text{dlamch}(\epsilon)$ for double precision flavors.

`err=2` "Guaranteed" error bound. The estimated forward error, almost certainly within a factor of 10 of the true error so long as the next entry is greater than the threshold $\sqrt{n} * \text{slamch}(\epsilon)$ for single precision flavors and $\sqrt{n} * \text{dlamch}(\epsilon)$ for double precision flavors. This error bound should only be trusted if the previous boolean is true.

`err=3` Reciprocal condition number. Estimated normwise reciprocal condition number. Compared with the threshold $\sqrt{n} * \text{slamch}(\epsilon)$ for single precision flavors and $\sqrt{n} * \text{dlamch}(\epsilon)$ for double precision flavors to determine if the error estimate is "guaranteed". These reciprocal condition numbers are $1 / (\text{norm}(1/z, \text{inf}) * \text{norm}(z, \text{inf}))$ for some appropriately scaled matrix z . Let $z = s * a$, where s scales each row by a power of the radix so all absolute row sums of z are approximately 1.

`err_bnds_comp`

REAL for single precision flavors
DOUBLE PRECISION for double precision flavors.
Array, DIMENSION (`nrhs`, `n_err_bnds`). For each right-hand side, contains information about various error bounds and condition numbers corresponding to the componentwise relative error, which is defined as follows:
Componentwise relative error in the i -th solution vector:

$$\max_j \frac{|X_{true_{ji}} - X_{ji}|}{|X_{ji}|}$$

The array is indexed by the right-hand side i , on which the componentwise relative error depends, and by the type of error information as described below. There are currently up to three pieces of information returned for each right-hand side. If componentwise accuracy is not requested ($params(3) = 0.0$), then `err_bnds_comp` is not accessed. If $n_err_bnds < 3$, then at most the first $(:, n_err_bnds)$ entries are returned.

The first index in `err_bnds_comp(i, :)` corresponds to the i -th right-hand side.

The second index in `err_bnds_comp(:, err)` contains the following three fields:

- | | |
|--------------------|---|
| <code>err=1</code> | "Trust/don't trust" boolean. Trust the answer if the reciprocal condition number is less than the threshold $\sqrt{n} * slamch(\epsilon)$ for single precision flavors and $\sqrt{n} * dlamch(\epsilon)$ for double precision flavors. |
| <code>err=2</code> | "Guaranteed" error bound. The estimated forward error, almost certainly within a factor of 10 of the true error so long as the next entry is greater than the threshold $\sqrt{n} * slamch(\epsilon)$ for single precision flavors and $\sqrt{n} * dlamch(\epsilon)$ for double precision flavors. This error bound should only be trusted if the previous boolean is true. |
| <code>err=3</code> | Reciprocal condition number. Estimated componentwise reciprocal condition number. Compared with the threshold $\sqrt{n} * slamch(\epsilon)$ for single precision flavors and $\sqrt{n} * dlamch(\epsilon)$ for double precision flavors to determine if the error |

estimate is "guaranteed". These reciprocal condition numbers are $1 / (\text{norm}(1/z, \text{inf}) * \text{norm}(z, \text{inf}))$ for some appropriately scaled matrix z . Let $z = s * (a * \text{diag}(x))$, where x is the solution for the current right-hand side and s scales each row of $a * \text{diag}(x)$ by a power of the radix so all absolute row sums of z are approximately 1.

<i>ipiv</i>	If <i>fact</i> = 'N' or 'E', then <i>ipiv</i> is an output argument and on exit contains the pivot indices from the factorization $A = P * L * U$ of the original matrix A (if <i>fact</i> = 'N') or of the equilibrated matrix A (if <i>fact</i> = 'E').
<i>equed</i>	If <i>fact</i> ≠ 'F', then <i>equed</i> is an output argument. It specifies the form of equilibration that was done (see the description of <i>equed</i> in <i>Input Arguments</i> section).
<i>info</i>	<p>INTEGER. If <i>info</i> = 0, the execution is successful. The solution to every right-hand side is guaranteed.</p> <p>If <i>info</i> = -<i>i</i>, the <i>i</i>-th parameter had an illegal value.</p> <p>If $0 < \text{info} \leq n$: $U(\text{info}, \text{info})$ is exactly zero. The factorization has been completed, but the factor U is exactly singular, so the solution and error bounds could not be computed; <i>rcond</i> = 0 is returned.</p> <p>If <i>info</i> = <i>n</i>+<i>j</i>: The solution corresponding to the <i>j</i>-th right-hand side is not guaranteed. The solutions corresponding to other right-hand sides <i>k</i> with $k > j$ may not be guaranteed as well, but only the first such right-hand side is reported. If a small componentwise error is not requested <i>params</i>(3) = 0.0, then the <i>j</i>-th right-hand side is the first with a normwise error bound that is not guaranteed (the smallest <i>j</i> such that $\text{err_bnds_norm}(j, 1) = 0.0$ or $\text{err_bnds_comp}(j, 1) = 0.0$. See the definition of $\text{err_bnds_norm}(:, 1)$ and $\text{err_bnds_comp}(:, 1)$. To get information about all of the right-hand sides, check <i>err_bnds_norm</i> or <i>err_bnds_comp</i>.</p>

?gbsv

Computes the solution to the system of linear equations with a band matrix A and multiple right-hand sides.

Syntax

FORTRAN 77:

```
call sgbsv( n, kl, ku, nrhs, ab, ldab, ipiv, b, ldb, info )
call dgbsv( n, kl, ku, nrhs, ab, ldab, ipiv, b, ldb, info )
call cgbsv( n, kl, ku, nrhs, ab, ldab, ipiv, b, ldb, info )
call zgbsv( n, kl, ku, nrhs, ab, ldab, ipiv, b, ldb, info )
```

Fortran 95:

```
call gbsv( ab, b [,kl] [,ipiv] [,info] )
```

Description

This routine is declared in `mkl_lapack.fi` for FORTRAN 77 interface, in `lapack.f90` for Fortran 95 interface, and in `mkl_lapack.h` for C interface.

The routine solves for X the real or complex system of linear equations $A*X = B$, where A is an n -by- n band matrix with kl subdiagonals and ku superdiagonals, the columns of matrix B are individual right-hand sides, and the columns of X are the corresponding solutions.

The LU decomposition with partial pivoting and row interchanges is used to factor A as $A = L*U$, where L is a product of permutation and unit lower triangular matrices with kl subdiagonals, and U is upper triangular with $kl+ku$ superdiagonals. The factored form of A is then used to solve the system of equations $A*X = B$.

Input Parameters

n	INTEGER. The order of A . The number of rows in B ; $n \geq 0$.
kl	INTEGER. The number of subdiagonals within the band of A ; $kl \geq 0$.
ku	INTEGER. The number of superdiagonals within the band of A ; $ku \geq 0$.
$nrhs$	INTEGER. The number of right-hand sides. The number of columns in B ; $nrhs \geq 0$.

ab, b REAL for sgbsv
 DOUBLE PRECISION for dgbsv
 COMPLEX for cgbsv
 DOUBLE COMPLEX for zgbsv.
 Arrays: *ab*(*ldab*,*), *b*(*ldb*,*).
 The array *ab* contains the matrix *A* in band storage (see [Matrix Storage Schemes](#)). The second dimension of *ab* must be at least $\max(1, n)$.
 The array *b* contains the matrix *B* whose columns are the right-hand sides for the systems of equations. The second dimension of *b* must be at least $\max(1, nrhs)$.

ldab INTEGER. The first dimension of the array *ab*. ($ldab \geq 2kl + ku + 1$)

ldb INTEGER. The first dimension of *b*; $ldb \geq \max(1, n)$.

Output Parameters

ab Overwritten by *L* and *U*. The diagonal and $kl + ku$ superdiagonals of *U* are stored in the first $1 + kl + ku$ rows of *ab*. The multipliers used to form *L* are stored in the next *kl* rows.

b Overwritten by the solution matrix *X*.

ipiv INTEGER.
 Array, DIMENSION at least $\max(1, n)$. The pivot indices: row *i* was interchanged with row *ipiv*(*i*).

info INTEGER. If *info* = 0, the execution is successful.
 If *info* = -*i*, the *i*-th parameter had an illegal value.
 If *info* = *i*, *U*(*i*, *i*) is exactly zero. The factorization has been completed, but the factor *U* is exactly singular, so the solution could not be computed.

Fortran 95 Interface Notes

Routines in Fortran 95 interface have fewer arguments in the calling sequence than their FORTRAN 77 counterparts. For general conventions applied to skip redundant or reconstructible arguments, see [Fortran 95 Interface Conventions](#).

Specific details for the routine *gbsv* interface are as follows:

ab Holds the array *A* of size $(2*kl+ku+1, n)$.

b Holds the matrix *B* of size $(n, nrhs)$.

<i>ipiv</i>	Holds the vector of length <i>n</i> .
<i>kl</i>	If omitted, assumed <i>kl</i> = <i>ku</i> .
<i>ku</i>	Restored as <i>ku</i> = <i>lda</i> -2* <i>kl</i> -1.

?gbsvx

Computes the solution to the real or complex system of linear equations with a band matrix A and multiple right-hand sides, and provides error bounds on the solution.

Syntax

FORTRAN 77:

```
call sgbsvx( fact, trans, n, kl, ku, nrhs, ab, ldab, afb, ldafb, ipiv, equed,
r, c, b, ldb, x, ldx, rcond, ferr, berr, work, iwork, info )

call dgbsvx( fact, trans, n, kl, ku, nrhs, ab, ldab, afb, ldafb, ipiv, equed,
r, c, b, ldb, x, ldx, rcond, ferr, berr, work, iwork, info )

call cgbsvx( fact, trans, n, kl, ku, nrhs, ab, ldab, afb, ldafb, ipiv, equed,
r, c, b, ldb, x, ldx, rcond, ferr, berr, work, rwork, info )

call zgbsvx( fact, trans, n, kl, ku, nrhs, ab, ldab, afb, ldafb, ipiv, equed,
r, c, b, ldb, x, ldx, rcond, ferr, berr, work, rwork, info )
```

Fortran 95:

```
call gbsvx( ab, b, x [,kl] [,afb] [,ipiv] [,fact] [,trans] [,equed] [,r] [,c]
[,ferr] [,berr] [,rcond] [,rpgvgrw] [,info] )
```

Description

This routine is declared in `mkl_lapack.fi` for FORTRAN 77 interface, in `lapack.f90` for Fortran 95 interface, and in `mkl_lapack.h` for C interface.

The routine uses the *LU* factorization to compute the solution to a real or complex system of linear equations $A^*X = B$, $A^T * X = B$, or $A^H * X = B$, where A is a band matrix of order n with kl subdiagonals and ku superdiagonals, the columns of matrix B are individual right-hand sides, and the columns of X are the corresponding solutions.

Error bounds on the solution and a condition estimate are also provided.

The routine ?gbsvx performs the following steps:

1. If $fact = 'E'$, real scaling factors r and c are computed to equilibrate the system:

$trans = 'N': diag(r)*A*diag(c) *inv(diag(c))*X = diag(r)*B$

$trans = 'T': (diag(r)*A*diag(c))^T *inv(diag(r))*X = diag(c)*B$

$trans = 'C': (diag(r)*A*diag(c))^H *inv(diag(r))*X = diag(c)*B$

Whether the system will be equilibrated depends on the scaling of the matrix A , but if equilibration is used, A is overwritten by $diag(r)*A*diag(c)$ and B by $diag(r)*B$ (if $trans='N'$) or $diag(c)*B$ (if $trans = 'T'$ or $'C'$).

2. If $fact = 'N'$ or $'E'$, the LU decomposition is used to factor the matrix A (after equilibration if $fact = 'E'$) as $A = L*U$, where L is a product of permutation and unit lower triangular matrices with kl subdiagonals, and U is upper triangular with $kl+ku$ superdiagonals.
3. If some $U_{i,i} = 0$, so that U is exactly singular, then the routine returns with $info = i$. Otherwise, the factored form of A is used to estimate the condition number of the matrix A . If the reciprocal of the condition number is less than machine precision, $info = n + 1$ is returned as a warning, but the routine still goes on to solve for x and compute error bounds as described below.
4. The system of equations is solved for x using the factored form of A .
5. Iterative refinement is applied to improve the computed solution matrix and calculate error bounds and backward error estimates for it.
6. If equilibration was used, the matrix x is premultiplied by $diag(c)$ (if $trans = 'N'$) or $diag(r)$ (if $trans = 'T'$ or $'C'$) so that it solves the original system before equilibration.

Input Parameters

fact

CHARACTER*1. Must be 'F', 'N', or 'E'.

Specifies whether the factored form of the matrix A is supplied on entry, and if not, whether the matrix A should be equilibrated before it is factored.

If $fact = 'F'$: on entry, *afb* and *ipiv* contain the factored form of A . If *equed* is not 'N', the matrix A is equilibrated with scaling factors given by r and c .

ab, *afb*, and *ipiv* are not modified.

If $fact = 'N'$, the matrix A will be copied to *afb* and factored.

If $fact = 'E'$, the matrix A will be equilibrated if necessary, then copied to *afb* and factored.

trans

CHARACTER*1. Must be 'N', 'T', or 'C'.

Specifies the form of the system of equations:
 If $trans = 'N'$, the system has the form $A^*X = B$ (No transpose).
 If $trans = 'T'$, the system has the form $A^T * X = B$ (Transpose).
 If $trans = 'C'$, the system has the form $A^H * X = B$ (Transpose for real flavors, conjugate transpose for complex flavors).

n INTEGER. The number of linear equations, the order of the matrix A ; $n \geq 0$.

kl INTEGER. The number of subdiagonals within the band of A ; $kl \geq 0$.

ku INTEGER. The number of superdiagonals within the band of A ; $ku \geq 0$.

$nrhs$ INTEGER. The number of right hand sides, the number of columns of the matrices B and X ; $nrhs \geq 0$.

$ab, afb, b, work$ REAL for sgesvx
 DOUBLE PRECISION for dgesvx
 COMPLEX for cgesvx
 DOUBLE COMPLEX for zgesvx.
 Arrays: $a(lda,*)$, $af(ldaf,*)$, $b(l db,*)$, $work(*)$.
 The array ab contains the matrix A in band storage (see [Matrix Storage Schemes](#)). The second dimension of ab must be at least $\max(1, n)$.
 If $fact = 'F'$ and $equed$ is not $'N'$, then A must have been equilibrated by the scaling factors in r and/or c .
 The array afb is an input argument if $fact = 'F'$. The second dimension of afb must be at least $\max(1, n)$. It contains the factored form of the matrix A , that is, the factors L and U from the factorization $A = L * U$ as computed by [?gbtrf](#). U is stored as an upper triangular band matrix with $kl + ku$ superdiagonals in the first $1 + kl + ku$ rows of afb . The multipliers used during the factorization are stored in the next kl rows. If $equed$ is not $'N'$, then afb is the factored form of the equilibrated matrix A .
 The array b contains the matrix B whose columns are the right-hand sides for the systems of equations. The second dimension of b must be at least $\max(1, nrhs)$.
 $work(*)$ is a workspace array. The dimension of $work$ must be at least $\max(1, 3 * n)$ for real flavors, and at least $\max(1, 2 * n)$ for complex flavors.

$ldab$ INTEGER. The first dimension of ab ; $ldab \geq kl + ku + 1$.

<i>ldafb</i>	INTEGER. The first dimension of <i>afb</i> ; $ldafb \geq 2*k1+ku+1$.
<i>ldb</i>	INTEGER. The first dimension of <i>b</i> ; $ldb \geq \max(1, n)$.
<i>ipiv</i>	INTEGER. Array, DIMENSION at least $\max(1, n)$. The array <i>ipiv</i> is an input argument if <i>fact</i> = 'F'. It contains the pivot indices from the factorization $A = L*U$ as computed by ?gbtrf; row <i>i</i> of the matrix was interchanged with row <i>ipiv</i> (<i>i</i>).
<i>equed</i>	CHARACTER*1. Must be 'N', 'R', 'C', or 'B'. <i>equed</i> is an input argument if <i>fact</i> = 'F'. It specifies the form of equilibration that was done: If <i>equed</i> = 'N', no equilibration was done (always true if <i>fact</i> = 'N'). If <i>equed</i> = 'R', row equilibration was done, that is, <i>A</i> has been premultiplied by <i>diag</i> (<i>r</i>). If <i>equed</i> = 'C', column equilibration was done, that is, <i>A</i> has been postmultiplied by <i>diag</i> (<i>c</i>). if <i>equed</i> = 'B', both row and column equilibration was done, that is, <i>A</i> has been replaced by <i>diag</i> (<i>r</i>)* <i>A</i> * <i>diag</i> (<i>c</i>).
<i>r, c</i>	REAL for single precision flavors DOUBLE PRECISION for double precision flavors. Arrays: <i>r</i> (<i>n</i>), <i>c</i> (<i>n</i>). The array <i>r</i> contains the row scale factors for <i>A</i> , and the array <i>c</i> contains the column scale factors for <i>A</i> . These arrays are input arguments if <i>fact</i> = 'F' only; otherwise they are output arguments. If <i>equed</i> = 'R' or 'B', <i>A</i> is multiplied on the left by <i>diag</i> (<i>r</i>); if <i>equed</i> = 'N' or 'C', <i>r</i> is not accessed. If <i>fact</i> = 'F' and <i>equed</i> = 'R' or 'B', each element of <i>r</i> must be positive. If <i>equed</i> = 'C' or 'B', <i>A</i> is multiplied on the right by <i>diag</i> (<i>c</i>); if <i>equed</i> = 'N' or 'R', <i>c</i> is not accessed. If <i>fact</i> = 'F' and <i>equed</i> = 'C' or 'B', each element of <i>c</i> must be positive.
<i>ldx</i>	INTEGER. The first dimension of the output array <i>x</i> ; $ldx \geq \max(1, n)$.
<i>iwork</i>	INTEGER. Workspace array, DIMENSION at least $\max(1, n)$; used in real flavors only.

rwork REAL for single precision flavors
 DOUBLE PRECISION for double precision flavors.
 Workspace array, DIMENSION at least $\max(1, n)$; used in complex flavors only.

Output Parameters

x REAL for sgbsvx
 DOUBLE PRECISION for dgbsvx
 COMPLEX for cgbsvx
 DOUBLE COMPLEX for zgbsvx.
 Array, DIMENSION (*ldx*, *).
 If *info* = 0 or *info* = *n*+1, the array *x* contains the solution matrix *x* to the *original* system of equations. Note that *A* and *B* are modified on exit if *equed* \neq 'N', and the solution to the *equilibrated* system is: $\text{inv}(\text{diag}(c)) * X$, if *trans* = 'N' and *equed* = 'C' or 'B'; $\text{inv}(\text{diag}(r)) * X$, if *trans* = 'T' or 'C' and *equed* = 'R' or 'B'. The second dimension of *x* must be at least $\max(1, nrhs)$.

ab Array *ab* is not modified on exit if *fact* = 'F' or 'N', or if *fact* = 'E' and *equed* = 'N'.
 If *equed* \neq 'N', *A* is scaled on exit as follows:
equed = 'R': $A = \text{diag}(r) * A$
equed = 'C': $A = A * \text{diag}(c)$
equed = 'B': $A = \text{diag}(r) * A * \text{diag}(c)$.

afb If *fact* = 'N' or 'E', then *afb* is an output argument and on exit returns details of the LU factorization of the original matrix *A* (if *fact* = 'N') or of the equilibrated matrix *A* (if *fact* = 'E'). See the description of *ab* for the form of the equilibrated matrix.

b Overwritten by $\text{diag}(r) * b$ if *trans* = 'N' and *equed* = 'R' or 'B';
 overwritten by $\text{diag}(c) * b$ if *trans* = 'T' or 'C' and *equed* = 'C' or 'B';
 not changed if *equed* = 'N'.

r, c These arrays are output arguments if *fact* \neq 'F'. See the description of *r, c* in *Input Arguments* section.

rcond REAL for single precision flavors
 DOUBLE PRECISION for double precision flavors.

	<p>An estimate of the reciprocal condition number of the matrix <i>A</i> after equilibration (if done).</p> <p>If <i>rcond</i> is less than the machine precision (in particular, if <i>rcond</i> = 0), the matrix is singular to working precision. This condition is indicated by a return code of <i>info</i> > 0.</p>
<i>ferr</i>	<p>REAL for single precision flavors</p> <p>DOUBLE PRECISION for double precision flavors.</p> <p>Array, DIMENSION at least $\max(1, nrhs)$. Contains the estimated forward error bound for each solution vector <i>x</i>(<i>j</i>) (the <i>j</i>-th column of the solution matrix <i>X</i>). If <i>xtrue</i> is the true solution corresponding to <i>x</i>(<i>j</i>), <i>ferr</i>(<i>j</i>) is an estimated upper bound for the magnitude of the largest element in (<i>x</i>(<i>j</i>) - <i>xtrue</i>) divided by the magnitude of the largest element in <i>x</i>(<i>j</i>). The estimate is as reliable as the estimate for <i>rcond</i>, and is almost always a slight overestimate of the true error.</p>
<i>berr</i>	<p>REAL for single precision flavors</p> <p>DOUBLE PRECISION for double precision flavors.</p> <p>Array, DIMENSION at least $\max(1, nrhs)$. Contains the component-wise relative backward error for each solution vector <i>x</i>(<i>j</i>), that is, the smallest relative change in any element of <i>A</i> or <i>B</i> that makes <i>x</i>(<i>j</i>) an exact solution.</p>
<i>ipiv</i>	<p>If <i>fact</i> = 'N' or 'E', then <i>ipiv</i> is an output argument and on exit contains the pivot indices from the factorization <i>A</i> = <i>L</i>*<i>U</i> of the original matrix <i>A</i> (if <i>fact</i> = 'N') or of the equilibrated matrix <i>A</i> (if <i>fact</i> = 'E').</p>
<i>equed</i>	<p>If <i>fact</i> ≠ 'F', then <i>equed</i> is an output argument. It specifies the form of equilibration that was done (see the description of <i>equed</i> in <i>Input Arguments</i> section).</p>
<i>work, rwork</i>	<p>On exit, <i>work</i>(1) for real flavors, or <i>rwork</i>(1) for complex flavors, contains the reciprocal pivot growth factor $\text{norm}(A)/\text{norm}(U)$. The "max absolute element" norm is used. If <i>work</i>(1) for real flavors, or <i>rwork</i>(1) for complex flavors is much less than 1, then the stability of the LU factorization of the (equilibrated) matrix <i>A</i> could be poor. This also means that the solution <i>x</i>, condition estimator <i>rcond</i>, and forward error bound <i>ferr</i> could be unreliable. If factorization fails with $0 <$</p>

$info \leq n$, then $work(1)$ for real flavors, or $rwork(1)$ for complex flavors contains the reciprocal pivot growth factor for the leading $info$ columns of A .

info

INTEGER. If $info = 0$, the execution is successful.

If $info = -i$, the i -th parameter had an illegal value.

If $info = i$, and $i \leq n$, then $U(i, i)$ is exactly zero. The factorization has been completed, but the factor U is exactly singular, so the solution and error bounds could not be computed; $rcond = 0$ is returned. If $info = i$, and $i = n+1$, then U is nonsingular, but $rcond$ is less than machine precision, meaning that the matrix is singular to working precision. Nevertheless, the solution and error bounds are computed because there are a number of situations where the computed solution can be more accurate than the value of $rcond$ would suggest.

Fortran 95 Interface Notes

Routines in Fortran 95 interface have fewer arguments in the calling sequence than their FORTRAN 77 counterparts. For general conventions applied to skip redundant or reconstructible arguments, see [Fortran 95 Interface Conventions](#).

Specific details for the routine `gbsvx` interface are as follows:

<i>ab</i>	Holds the array A of size $(kl+ku+1, n)$.
<i>b</i>	Holds the matrix B of size $(n, nrhs)$.
<i>x</i>	Holds the matrix X of size $(n, nrhs)$.
<i>afb</i>	Holds the array AF of size $(2*kl+ku+1, n)$.
<i>ipiv</i>	Holds the vector of length n .
<i>r</i>	Holds the vector of length n . Default value for each element is $r(i) = 1.0_WP$.
<i>c</i>	Holds the vector of length n . Default value for each element is $c(i) = 1.0_WP$.
<i>ferr</i>	Holds the vector of length $(nrhs)$.
<i>ber</i>	Holds the vector of length $(nrhs)$.
<i>trans</i>	Must be 'N', 'C', or 'T'. The default value is 'N'.
<i>equed</i>	Must be 'N', 'B', 'C', or 'R'. The default value is 'N'.

<i>fact</i>	Must be 'N', 'E', or 'F'. The default value is 'N'. If <i>fact</i> = 'F', then both arguments <i>af</i> and <i>ipiv</i> must be present; otherwise, an error is returned.
<i>rpvgrw</i>	Real value that contains the reciprocal pivot growth factor $\text{norm}(A)/\text{norm}(U)$.
<i>kl</i>	If omitted, assumed $kl = ku$.
<i>ku</i>	Restored as $ku = lda - kl - 1$.

?gbsvxx

Uses extra precise iterative refinement to compute the solution to the system of linear equations with a banded matrix A and multiple right-hand sides

Syntax

FORTRAN 77:

```
call sgbsvxx( fact, trans, n, kl, ku, nrhs, ab, ldab, afb, ldafb, ipiv, equed,
r, c, b, ldb, x, ldx, rcond, rpvgrw, berr, n_err_bnds, err_bnds_norm,
err_bnds_comp, nparams, params, work, iwork, info )

call dgbsvxx( fact, trans, n, kl, ku, nrhs, ab, ldab, afb, ldafb, ipiv, equed,
r, c, b, ldb, x, ldx, rcond, rpvgrw, berr, n_err_bnds, err_bnds_norm,
err_bnds_comp, nparams, params, work, iwork, info )

call cgbsvxx( fact, trans, n, kl, ku, nrhs, ab, ldab, afb, ldafb, ipiv, equed,
r, c, b, ldb, x, ldx, rcond, rpvgrw, berr, n_err_bnds, err_bnds_norm,
err_bnds_comp, nparams, params, work, rwork, info )

call zgbsvxx( fact, trans, n, kl, ku, nrhs, ab, ldab, afb, ldafb, ipiv, equed,
r, c, b, ldb, x, ldx, rcond, rpvgrw, berr, n_err_bnds, err_bnds_norm,
err_bnds_comp, nparams, params, work, rwork, info )
```

Description

This routine is declared in `mkl_lapack.fi` for FORTRAN 77 interface and in `mkl_lapack.h` for C interface.

The routine uses the *LU* factorization to compute the solution to a real or complex system of linear equations $A * X = B$, where *A* is an *n*-by-*n* banded matrix, the columns of the matrix *B* are individual right-hand sides, and the columns of *X* are the corresponding solutions.

Both normwise and maximum componentwise error bounds are also provided on request. The routine returns a solution with a small guaranteed error ($O(\text{eps})$, where eps is the working machine precision) unless the matrix is very ill-conditioned, in which case a warning is returned. Relevant condition numbers are also calculated and returned.

The routine accepts user-provided factorizations and equilibration factors; see definitions of the *fact* and *equed* options. Solving with refinement and using a factorization from a previous call of the routine also produces a solution with $O(\text{eps})$ errors or warnings but that may not be true for general user-provided factorizations and equilibration factors if they differ from what the routine would itself produce.

The routine `?gbsvxx` performs the following steps:

1. If *fact* = 'E', scaling factors *r* and *c* are computed to equilibrate the system:

$$\text{trans} = \text{'N'}: \text{diag}(r) * A * \text{diag}(c) * \text{inv}(\text{diag}(c)) * X = \text{diag}(r) * B$$

$$\text{trans} = \text{'T'}: (\text{diag}(r) * A * \text{diag}(c))^T * \text{inv}(\text{diag}(r)) * X = \text{diag}(c) * B$$

$$\text{trans} = \text{'C'}: (\text{diag}(r) * A * \text{diag}(c))^H * \text{inv}(\text{diag}(r)) * X = \text{diag}(c) * B$$

Whether or not the system will be equilibrated depends on the scaling of the matrix *A*, but if equilibration is used, *A* is overwritten by $\text{diag}(r) * A * \text{diag}(c)$ and *B* by $\text{diag}(r) * B$ (if *trans*='N') or $\text{diag}(c) * B$ (if *trans* = 'T' or 'C').

2. If *fact* = 'N' or 'E', the LU decomposition is used to factor the matrix *A* (after equilibration if *fact* = 'E') as $A = P * L * U$, where *P* is a permutation matrix, *L* is a unit lower triangular matrix, and *U* is upper triangular.
3. If some $U_{i,i} = 0$, so that *U* is exactly singular, then the routine returns with *info* = *i*. Otherwise, the factored form of *A* is used to estimate the condition number of the matrix *A* (see the *rcond* parameter). If the reciprocal of the condition number is less than machine precision, the routine still goes on to solve for *x* and compute error bounds.
4. The system of equations is solved for *x* using the factored form of *A*.
5. By default, unless `params(la_linrx_itref_i)` is set to zero, the routine applies iterative refinement to improve the computed solution matrix and calculate error bounds. Refinement calculates the residual to at least twice the working precision.
6. If equilibration was used, the matrix *x* is premultiplied by $\text{diag}(c)$ (if *trans* = 'N') or $\text{diag}(r)$ (if *trans* = 'T' or 'C') so that it solves the original system before equilibration.

Input Parameters

fact CHARACTER*1. Must be 'F', 'N', or 'E'.

	<p>Specifies whether or not the factored form of the matrix <i>A</i> is supplied on entry, and if not, whether the matrix <i>A</i> should be equilibrated before it is factored.</p> <p>If <i>fact</i> = 'F', on entry, <i>afb</i> and <i>ipiv</i> contain the factored form of <i>A</i>. If <i>equed</i> is not 'N', the matrix <i>A</i> has been equilibrated with scaling factors given by <i>r</i> and <i>c</i>. Parameters <i>ab</i>, <i>afb</i>, and <i>ipiv</i> are not modified.</p> <p>If <i>fact</i> = 'N', the matrix <i>A</i> will be copied to <i>afb</i> and factored.</p> <p>If <i>fact</i> = 'E', the matrix <i>A</i> will be equilibrated, if necessary, copied to <i>afb</i> and factored.</p>
<i>trans</i>	<p>CHARACTER*1. Must be 'N', 'T', or 'C'.</p> <p>Specifies the form of the system of equations:</p> <p>If <i>trans</i> = 'N', the system has the form $A * X = B$ (No transpose).</p> <p>If <i>trans</i> = 'T', the system has the form $A^{**T} * X = B$ (Transpose).</p> <p>If <i>trans</i> = 'C', the system has the form $A^{**H} * X = B$ (Conjugate Transpose = Transpose for real flavors, Conjugate Transpose for complex flavors).</p>
<i>n</i>	<p>INTEGER. The number of linear equations; the order of the matrix <i>A</i>; $n \geq 0$.</p>
<i>kl</i>	<p>INTEGER. The number of subdiagonals within the band of <i>A</i>; $kl \geq 0$.</p>
<i>ku</i>	<p>INTEGER. The number of superdiagonals within the band of <i>A</i>; $ku \geq 0$.</p>
<i>nrhs</i>	<p>INTEGER. The number of right-hand sides; the number of columns of the matrices <i>B</i> and <i>X</i>; $nrhs \geq 0$.</p>
<i>ab</i> , <i>afb</i> , <i>b</i> , <i>work</i>	<p>REAL for sgbsvxx DOUBLE PRECISION for dgbvsvxx COMPLEX for cgbvsvxx DOUBLE COMPLEX for zgbvsvxx.</p> <p>Arrays: <i>ab</i>(<i>ldab</i>,*), <i>afb</i>(<i>ldafb</i>,*), <i>b</i>(<i>ldb</i>,*), <i>work</i>(*).</p> <p>The array <i>ab</i> contains the matrix <i>A</i> in band storage, in rows 1 to <i>kl</i>+<i>ku</i>+1. The <i>j</i>-th column of <i>A</i> is stored in the <i>j</i>-th column of the array <i>ab</i> as follows:</p>

$ab(ku+1+i-j, j) = A(i, j)$ for $\max(1, j-ku) \leq i \leq \min(n, j+kl)$.

If *fact* = 'F' and *equed* is not 'N', then *AB* must have been equilibrated by the scaling factors in *r* and/or *c*. The second dimension of *a* must be at least $\max(1, n)$.

The array *afb* is an input argument if *fact* = 'F'. It contains the factored form of the banded matrix *A*, that is, the factors *L* and *U* from the factorization $A = P*L*U$ as computed by [?gbtrf](#). *U* is stored as an upper triangular banded matrix with $kl + ku$ superdiagonals in rows 1 to $kl + ku + 1$. The multipliers used during the factorization are stored in rows $kl + ku + 2$ to $2*kl + ku + 1$. If *equed* is not 'N', then *afb* is the factored form of the equilibrated matrix *A*.

The array *b* contains the matrix *B* whose columns are the right-hand sides for the systems of equations. The second dimension of *b* must be at least $\max(1, nrhs)$.

work(*) is a workspace array. The dimension of *work* must be at least $\max(1, 4*n)$ for real flavors, and at least $\max(1, 2*n)$ for complex flavors.

<i>ldab</i>	INTEGER. The first dimension of the array <i>ab</i> ; $ldab \geq kl+ku+1$.
<i>ldaafb</i>	INTEGER. The first dimension of the array <i>afb</i> ; $ldaafb \geq 2*kl+ku+1$.
<i>ipiv</i>	INTEGER. Array, DIMENSION at least $\max(1, n)$. The array <i>ipiv</i> is an input argument if <i>fact</i> = 'F'. It contains the pivot indices from the factorization $A = P*L*U$ as computed by ?gbtrf ; row <i>i</i> of the matrix was interchanged with row <i>ipiv</i> (<i>i</i>).
<i>equed</i>	CHARACTER*1. Must be 'N', 'R', 'C', or 'B'. <i>equed</i> is an input argument if <i>fact</i> = 'F'. It specifies the form of equilibration that was done: If <i>equed</i> = 'N', no equilibration was done (always true if <i>fact</i> = 'N').

If *equed* = 'R', row equilibration was done, that is, *A* has been premultiplied by *diag(r)*.
 If *equed* = 'C', column equilibration was done, that is, *A* has been postmultiplied by *diag(c)*.
 If *equed* = 'B', both row and column equilibration was done, that is, *A* has been replaced by *diag(r)*A*diag(c)*.

r, c

REAL for single precision flavors
 DOUBLE PRECISION for double precision flavors.

Arrays: *r(n)*, *c(n)*. The array *r* contains the row scale factors for *A*, and the array *c* contains the column scale factors for *A*. These arrays are input arguments if *fact* = 'F' only; otherwise they are output arguments.

If *equed* = 'R' or 'B', *A* is multiplied on the left by *diag(r)*; if *equed* = 'N' or 'C', *r* is not accessed.
 If *fact* = 'F' and *equed* = 'R' or 'B', each element of *r* must be positive.
 If *equed* = 'C' or 'B', *A* is multiplied on the right by *diag(c)*; if *equed* = 'N' or 'R', *c* is not accessed.
 If *fact* = 'F' and *equed* = 'C' or 'B', each element of *c* must be positive.

Each element of *r* or *c* should be a power of the radix to ensure a reliable solution and error estimates. Scaling by powers of the radix does not cause rounding errors unless the result underflows or overflows. Rounding errors during scaling lead to refining with a matrix that is not equivalent to the input matrix, producing error estimates that may not be reliable.

ldb

INTEGER. The first dimension of the array *b*; *ldb* ≥ max(1, *n*).

ldx

INTEGER. The first dimension of the output array *x*; *ldx* ≥ max(1, *n*).

n_err_bnds

INTEGER. Number of error bounds to return for each right hand side and each type (normwise or componentwise). See *err_bnds_norm* and *err_bnds_comp* descriptions in *Output Arguments* section below.

<i>nparams</i>	<p>INTEGER. Specifies the number of parameters set in <i>params</i>. If ≤ 0, the <i>params</i> array is never referenced and default values are used.</p>
<i>params</i>	<p>REAL for single precision flavors DOUBLE PRECISION for double precision flavors. Array, DIMENSION <i>nparams</i>. Specifies algorithm parameters. If an entry is less than 0.0, that entry will be filled with default value used for that parameter. Only positions up to <i>nparams</i> are accessed; defaults are used for higher-numbered parameters. If defaults are acceptable, you can pass <i>nparams</i> = 0, which prevents the source code from accessing the <i>params</i> argument. <i>params</i>(<i>la_linrx_itref_i</i> = 1) : Whether to perform iterative refinement or not. Default: 1.0 (for single precision flavors), 1.0D+0 (for double precision flavors). =0.0 No refinement is performed and no error bounds are computed. =1.0 Use the extra-precise refinement algorithm. (Other values are reserved for future use.) <i>params</i>(<i>la_linrx_ithresh_i</i> = 2) : Maximum number of residual computations allowed for refinement. Default 10 Aggressive Set to 100 to permit convergence using approximate factorizations or factorizations other than <i>LU</i>. If the factorization uses a technique other than Gaussian elimination, the quarantees in <i>err_bnds_norm</i> and <i>err_bnds_comp</i> may no longer be trustworthy. <i>params</i>(<i>la_linrx_cwise_i</i> = 3) : Flag determining if the code will attempt to find a solution with a small componentwise relative error in the double-precision algorithm. Positive is true, 0.0 is false. Default: 1.0 (attempt componentwise convergence).</p>
<i>iwork</i>	<p>INTEGER. Workspace array, DIMENSION at least $\max(1, n)$; used in real flavors only.</p>

rwork REAL for single precision flavors
DOUBLE PRECISION for double precision flavors.
Workspace array, DIMENSION at least $\max(1, 3*n)$; used in complex flavors only.

Output Parameters

x REAL for sgbsvxx
DOUBLE PRECISION for dgbsvxx
COMPLEX for cgbsvxx
DOUBLE COMPLEX for zgbsvxx.
Array, DIMENSION (*ldx*, *).
If *info* = 0, the array *x* contains the solution *n*-by-*nrhs* matrix *x* to the *original* system of equations. Note that *A* and *B* are modified on exit if *equed* ≠ 'N', and the solution to the *equilibrated* system is:
 $\text{inv}(\text{diag}(c)) * X$, if *trans* = 'N' and *equed* = 'C' or 'B'; or $\text{inv}(\text{diag}(r)) * X$, if *trans* = 'T' or 'C' and *equed* = 'R' or 'B'. The second dimension of *x* must be at least $\max(1, \text{nrhs})$.

ab Array *ab* is not modified on exit if *fact* = 'F' or 'N', or if *fact* = 'E' and *equed* = 'N'.
If *equed* ≠ 'N', *A* is scaled on exit as follows:
equed = 'R': $A = \text{diag}(r) * A$
equed = 'C': $A = A * \text{diag}(c)$
equed = 'B': $A = \text{diag}(r) * A * \text{diag}(c)$.

afb If *fact* = 'N' or 'E', then *afb* is an output argument and on exit returns the factors *L* and *U* from the factorization $A = PLU$ of the original matrix *A* (if *fact* = 'N') or of the equilibrated matrix *A* (if *fact* = 'E').

b Overwritten by $\text{diag}(r) * B$ if *trans* = 'N' and *equed* = 'R' or 'B';
overwritten by *trans* = 'T' or 'C' and *equed* = 'C' or 'B';
not changed if *equed* = 'N'.

<i>r, c</i>	These arrays are output arguments if <i>fact</i> \neq 'F'. Each element of these arrays is a power of the radix. See the description of <i>r, c</i> in <i>Input Arguments</i> section.
<i>rcond</i>	REAL for single precision flavors DOUBLE PRECISION for double precision flavors. Reciprocal scaled condition number. An estimate of the reciprocal Skeel condition number of the matrix <i>A</i> after equilibration (if done). If <i>rcond</i> is less than the machine precision, in particular, if <i>rcond</i> = 0, the matrix is singular to working precision. Note that the error may still be small even if this number is very small and the matrix appears ill-conditioned.
<i>rpvgrw</i>	REAL for single precision flavors DOUBLE PRECISION for double precision flavors. Contains the reciprocal pivot growth factor $\text{norm}(A) / \text{norm}(U)$. The <i>max absolute element</i> norm is used. If this is much less than 1, the stability of the LU factorization of the (equilibrated) matrix <i>A</i> could be poor. This also means that the solution <i>x</i> , estimated condition numbers, and error bounds could be unreliable. If factorization fails with $0 < \text{info} \leq n$, this parameter contains the reciprocal pivot growth factor for the leading <i>info</i> columns of <i>A</i> . In ?gbsvx, this quantity is returned in <i>work</i> (1).
<i>berr</i>	REAL for single precision flavors DOUBLE PRECISION for double precision flavors. Array, DIMENSION at least $\max(1, \text{nrhs})$. Contains the componentwise relative backward error for each solution vector <i>x</i> (<i>j</i>), that is, the smallest relative change in any element of <i>A</i> or <i>B</i> that makes <i>x</i> (<i>j</i>) an exact solution.
<i>err_bnds_norm</i>	REAL for single precision flavors DOUBLE PRECISION for double precision flavors. Array, DIMENSION (<i>nrhs</i> , <i>n_err_bnds</i>). For each right-hand side, contains information about various error bounds and condition numbers corresponding to the normwise relative error, which is defined as follows: Normwise relative error in the <i>i</i> -th solution vector

$$\frac{\max_j |X_{true_{ji}} - X_{ji}|}{\max_j |X_{ji}|}$$

The array is indexed by the type of error information as described below. There are currently up to three pieces of information returned.

The first index in `err_bnds_norm(i,:)` corresponds to the *i*-th right-hand side.

The second index in `err_bnds_norm(:,err)` contains the following three fields:

- `err=1` "Trust/don't trust" boolean. Trust the answer if the reciprocal condition number is less than the threshold `sqrt(n)*slamch(ε)` for single precision flavors and `sqrt(n)*dlamch(ε)` for double precision flavors.
- `err=2` "Guaranteed" error bound. The estimated forward error, almost certainly within a factor of 10 of the true error so long as the next entry is greater than the threshold `sqrt(n)*slamch(ε)` for single precision flavors and `sqrt(n)*dlamch(ε)` for double precision flavors. This error bound should only be trusted if the previous boolean is true.
- `err=3` Reciprocal condition number. Estimated normwise reciprocal condition number. Compared with the threshold `sqrt(n)*slamch(ε)` for single precision flavors and `sqrt(n)*dlamch(ε)` for double precision flavors to determine if the error estimate is "guaranteed". These reciprocal condition numbers are `1/(norm(1/z,inf)*norm(z,inf))` for some appropriately scaled matrix *z*.

Let $z = s * a$, where s scales each row by a power of the radix so all absolute row sums of z are approximately 1.

err_bnds_comp

REAL for single precision flavors

DOUBLE PRECISION for double precision flavors.

Array, DIMENSION (*nrhs*, *n_err_bnds*). For each right-hand side, contains information about various error bounds and condition numbers corresponding to the componentwise relative error, which is defined as follows:

Componentwise relative error in the i -th solution vector:

$$\max_j \frac{|X_{true_{ji}} - X_{ji}|}{|X_{ji}|}$$

The array is indexed by the right-hand side i , on which the componentwise relative error depends, and by the type of error information as described below. There are currently up to three pieces of information returned for each right-hand side. If componentwise accuracy is not requested (*params*(3) = 0.0), then *err_bnds_comp* is not accessed. If *n_err_bnds* < 3, then at most the first ($(:, n_err_bnds)$) entries are returned.

The first index in *err_bnds_comp*($i, :$) corresponds to the i -th right-hand side.

The second index in *err_bnds_comp*($(:, err)$) contains the following three fields:

- | | |
|---------------|--|
| <i>err</i> =1 | "Trust/don't trust" boolean. Trust the answer if the reciprocal condition number is less than the threshold $\sqrt{n} * \text{slamch}(\epsilon)$ for single precision flavors and $\sqrt{n} * \text{dlamch}(\epsilon)$ for double precision flavors. |
| <i>err</i> =2 | "Guaranteed" error bound. The estimated forward error, almost certainly within a factor of 10 of the true error so long as the next entry is greater than the threshold $\sqrt{n} * \text{slamch}(\epsilon)$ for single precision |

	<p>flavors and $\sqrt{n} * dlamch(\epsilon)$ for double precision flavors. This error bound should only be trusted if the previous boolean is true.</p>
<code>err=3</code>	<p>Reciprocal condition number. Estimated componentwise reciprocal condition number. Compared with the threshold $\sqrt{n} * slamch(\epsilon)$ for single precision flavors and $\sqrt{n} * dlamch(\epsilon)$ for double precision flavors to determine if the error estimate is "guaranteed". These reciprocal condition numbers are $1 / (\text{norm}(1/z, \text{inf}) * \text{norm}(z, \text{inf}))$ for some appropriately scaled matrix z. Let $z = s * (a * \text{diag}(x))$, where x is the solution for the current right-hand side and s scales each row of $a * \text{diag}(x)$ by a power of the radix so all absolute row sums of z are approximately 1.</p>
<code>ipiv</code>	<p>If <code>fact = 'N'</code> or <code>'E'</code>, then <code>ipiv</code> is an output argument and on exit contains the pivot indices from the factorization $A = P * L * U$ of the original matrix A (if <code>fact = 'N'</code>) or of the equilibrated matrix A (if <code>fact = 'E'</code>).</p>
<code>equed</code>	<p>If <code>fact ≠ 'F'</code>, then <code>equed</code> is an output argument. It specifies the form of equilibration that was done (see the description of <code>equed</code> in <i>Input Arguments</i> section).</p>
<code>info</code>	<p>INTEGER. If <code>info = 0</code>, the execution is successful. The solution to every right-hand side is guaranteed. If <code>info = -i</code>, the i-th parameter had an illegal value. If $0 < \text{info} \leq n$: $U(\text{info}, \text{info})$ is exactly zero. The factorization has been completed, but the factor U is exactly singular, so the solution and error bounds could not be computed; <code>rcond = 0</code> is returned. If <code>info = n+j</code>: The solution corresponding to the j-th right-hand side is not guaranteed. The solutions corresponding to other right-hand sides k with $k > j$ may</p>

not be guaranteed as well, but only the first such right-hand side is reported. If a small componentwise error is not requested `params(3) = 0.0`, then the j -th right-hand side is the first with a normwise error bound that is not guaranteed (the smallest j such that `err_bnds_norm(j,1) = 0.0` or `err_bnds_comp(j,1) = 0.0`). See the definition of `err_bnds_norm(:,1)` and `err_bnds_comp(:,1)`. To get information about all of the right-hand sides, check `err_bnds_norm` or `err_bnds_comp`.

?gtsv

Computes the solution to the system of linear equations with a tridiagonal matrix A and multiple right-hand sides.

Syntax

FORTRAN 77:

```
call sgtsv( n, nrhs, dl, d, du, b, ldb, info )
call dgtsv( n, nrhs, dl, d, du, b, ldb, info )
call cgtsv( n, nrhs, dl, d, du, b, ldb, info )
call zgtsv( n, nrhs, dl, d, du, b, ldb, info )
```

Fortran 95:

```
call gtsv( dl, d, du, b [,info] )
```

Description

This routine is declared in `mkl_lapack.fi` for FORTRAN 77 interface, in `lapack.f90` for Fortran 95 interface, and in `mkl_lapack.h` for C interface.

The routine solves for X the system of linear equations $A^*X = B$, where A is an n -by- n tridiagonal matrix, the columns of matrix B are individual right-hand sides, and the columns of X are the corresponding solutions. The routine uses Gaussian elimination with partial pivoting.

Note that the equation $A^T * X = B$ may be solved by interchanging the order of the arguments `du` and `dl`.

Input Parameters

<i>n</i>	INTEGER. The order of <i>A</i> , the number of rows in <i>B</i> ; $n \geq 0$.
<i>nrhs</i>	INTEGER. The number of right-hand sides, the number of columns in <i>B</i> ; $nrhs \geq 0$.
<i>dl, d, du, b</i>	REAL for <i>sgtsv</i> DOUBLE PRECISION for <i>dgtsv</i> COMPLEX for <i>cgtsv</i> DOUBLE COMPLEX for <i>zgtsv</i> . Arrays: <i>dl</i> ($n - 1$), <i>d</i> (n), <i>du</i> ($n - 1$), <i>b</i> (<i>ldb</i> ,*). The array <i>dl</i> contains the ($n - 1$) subdiagonal elements of <i>A</i> . The array <i>d</i> contains the diagonal elements of <i>A</i> . The array <i>du</i> contains the ($n - 1$) superdiagonal elements of <i>A</i> . The array <i>b</i> contains the matrix <i>B</i> whose columns are the right-hand sides for the systems of equations. The second dimension of <i>b</i> must be at least $\max(1, nrhs)$.
<i>ldb</i>	INTEGER. The first dimension of <i>b</i> ; $ldb \geq \max(1, n)$.

Output Parameters

<i>dl</i>	Overwritten by the ($n-2$) elements of the second superdiagonal of the upper triangular matrix <i>U</i> from the <i>LU</i> factorization of <i>A</i> . These elements are stored in <i>dl</i> (1), ..., <i>dl</i> ($n-2$).
<i>d</i>	Overwritten by the <i>n</i> diagonal elements of <i>U</i> .
<i>du</i>	Overwritten by the ($n-1$) elements of the first superdiagonal of <i>U</i> .
<i>b</i>	Overwritten by the solution matrix <i>x</i> .
<i>info</i>	INTEGER. If <i>info</i> = 0, the execution is successful. If <i>info</i> = - <i>i</i> , the <i>i</i> -th parameter had an illegal value. If <i>info</i> = <i>i</i> , <i>U</i> (<i>i</i> , <i>i</i>) is exactly zero, and the solution has not been computed. The factorization has not been completed unless $i = n$.

Fortran 95 Interface Notes

Routines in Fortran 95 interface have fewer arguments in the calling sequence than their FORTRAN 77 counterparts. For general conventions applied to skip redundant or reconstructible arguments, see [Fortran 95 Interface Conventions](#).

Specific details for the routine *gtsv* interface are as follows:

dl	Holds the vector of length $(n-1)$.
d	Holds the vector of length n .
dl	Holds the vector of length $(n-1)$.
b	Holds the matrix B of size $(n, nrhs)$.

?gtsvx

Computes the solution to the real or complex system of linear equations with a tridiagonal matrix A and multiple right-hand sides, and provides error bounds on the solution.

Syntax

FORTRAN 77:

```
call sgtsvx( fact, trans, n, nrhs, dl, d, du, dlf, df, duf, du2, ipiv, b, ldb,
x, ldx, rcond, ferr, berr, work, iwork, info )

call dgtsvx( fact, trans, n, nrhs, dl, d, du, dlf, df, duf, du2, ipiv, b, ldb,
x, ldx, rcond, ferr, berr, work, iwork, info )

call cgtsvx( fact, trans, n, nrhs, dl, d, du, dlf, df, duf, du2, ipiv, b, ldb,
x, ldx, rcond, ferr, berr, work, rwork, info )

call zgtsvx( fact, trans, n, nrhs, dl, d, du, dlf, df, duf, du2, ipiv, b, ldb,
x, ldx, rcond, ferr, berr, work, rwork, info )
```

Fortran 95:

```
call gtsvx( dl, d, du, b, x [,dlf] [,df] [,duf] [,du2] [,ipiv] [,fact] [,trans]
[,ferr] [,berr] [,rcond] [,info] )
```

Description

This routine is declared in `mkl_lapack.fi` for FORTRAN 77 interface, in `lapack.f90` for Fortran 95 interface, and in `mkl_lapack.h` for C interface.

The routine uses the *LU* factorization to compute the solution to a real or complex system of linear equations $A * X = B$, $A^T * X = B$, or $A^H * X = B$, where A is a tridiagonal matrix of order n , the columns of matrix B are individual right-hand sides, and the columns of X are the corresponding solutions.

Error bounds on the solution and a condition estimate are also provided.

The routine `?gtsvx` performs the following steps:

1. If `fact = 'N'`, the *LU* decomposition is used to factor the matrix *A* as $A = L*U$, where *L* is a product of permutation and unit lower bidiagonal matrices and *U* is an upper triangular matrix with nonzeros in only the main diagonal and first two superdiagonals.
2. If some $U_{i,i} = 0$, so that *U* is exactly singular, then the routine returns with `info = i`. Otherwise, the factored form of *A* is used to estimate the condition number of the matrix *A*. If the reciprocal of the condition number is less than machine precision, `info = n + 1` is returned as a warning, but the routine still goes on to solve for *x* and compute error bounds as described below.
3. The system of equations is solved for *x* using the factored form of *A*.
4. Iterative refinement is applied to improve the computed solution matrix and calculate error bounds and backward error estimates for it.

Input Parameters

<i>fact</i>	<p>CHARACTER*1. Must be 'F' or 'N'.</p> <p>Specifies whether or not the factored form of the matrix <i>A</i> has been supplied on entry.</p> <p>If <code>fact = 'F'</code>: on entry, <i>dlf</i>, <i>df</i>, <i>duf</i>, <i>du2</i>, and <i>ipiv</i> contain the factored form of <i>A</i>; arrays <i>dl</i>, <i>d</i>, <i>du</i>, <i>dlf</i>, <i>df</i>, <i>duf</i>, <i>du2</i>, and <i>ipiv</i> will not be modified.</p> <p>If <code>fact = 'N'</code>, the matrix <i>A</i> will be copied to <i>dlf</i>, <i>df</i>, and <i>duf</i> and factored.</p>
<i>trans</i>	<p>CHARACTER*1. Must be 'N', 'T', or 'C'.</p> <p>Specifies the form of the system of equations:</p> <p>If <code>trans = 'N'</code>, the system has the form $A*X = B$ (No transpose).</p> <p>If <code>trans = 'T'</code>, the system has the form $A^T*X = B$ (Transpose).</p> <p>If <code>trans = 'C'</code>, the system has the form $A^H*X = B$ (Conjugate transpose).</p>
<i>n</i>	<p>INTEGER. The number of linear equations, the order of the matrix <i>A</i>; $n \geq 0$.</p>
<i>nrhs</i>	<p>INTEGER. The number of right hand sides, the number of columns of the matrices <i>B</i> and <i>X</i>; $nrhs \geq 0$.</p>
<i>dl,d,du,dlf,df,duf,du2,b,x,work</i>	<p>REAL for <code>sgtsvx</code></p> <p>DOUBLE PRECISION for <code>dgtsvx</code></p> <p>COMPLEX for <code>cgtsvx</code></p>

DOUBLE COMPLEX for `zgtsvx`.

Arrays:

`dl`, dimension $(n-1)$, contains the subdiagonal elements of A .

`d`, dimension (n) , contains the diagonal elements of A .

`du`, dimension $(n-1)$, contains the superdiagonal elements of A .

`dlf`, dimension $(n-1)$. If `fact = 'F'`, then `dlf` is an input argument and on entry contains the $(n-1)$ multipliers that define the matrix L from the LU factorization of A as computed by `?gttrf`.

`df`, dimension (n) . If `fact = 'F'`, then `df` is an input argument and on entry contains the n diagonal elements of the upper triangular matrix U from the LU factorization of A .

`duf`, dimension $(n-1)$. If `fact = 'F'`, then `duf` is an input argument and on entry contains the $(n-1)$ elements of the first superdiagonal of U .

`du2`, dimension $(n-2)$. If `fact = 'F'`, then `du2` is an input argument and on entry contains the $(n-2)$ elements of the second superdiagonal of U .

`b(ldb*)` contains the right-hand side matrix B . The second dimension of `b` must be at least $\max(1, nrhs)$.

`x(ldx*)` contains the solution matrix X . The second dimension of `x` must be at least $\max(1, nrhs)$.

`work(*)` is a workspace array;

the dimension of `work` must be at least $\max(1, 3*n)$ for real flavors and $\max(1, 2*n)$ for complex flavors.

`ldb` INTEGER. The first dimension of `b`; $ldb \geq \max(1, n)$.

`ldx` INTEGER. The first dimension of `x`; $ldx \geq \max(1, n)$.

`ipiv` INTEGER.

Array, DIMENSION at least $\max(1, n)$. If `fact = 'F'`, then `ipiv` is an input argument and on entry contains the pivot indices, as returned by `?gttrf`.

`iwork` INTEGER. Workspace array, DIMENSION (n) . Used for real flavors only.

`rwork` REAL for `cgtsvx`

DOUBLE PRECISION for `zgtsvx`.

Workspace array, DIMENSION (n) . Used for complex flavors only.

Output Parameters

<i>x</i>	<p>REAL for sgtsvx DOUBLE PRECISION for dgtsvx COMPLEX for cgtsvx DOUBLE COMPLEX for zgtsvx. Array, DIMENSION (<i>ldx</i>, *). If <i>info</i> = 0 or <i>info</i> = <i>n</i>+1, the array <i>x</i> contains the solution matrix <i>X</i>. The second dimension of <i>x</i> must be at least $\max(1, nrhs)$.</p>
<i>d1f</i>	<p>If <i>fact</i> = 'N' , then <i>d1f</i> is an output argument and on exit contains the (<i>n</i>-1) multipliers that define the matrix <i>L</i> from the <i>LU</i> factorization of <i>A</i>.</p>
<i>df</i>	<p>If <i>fact</i> = 'N' , then <i>df</i> is an output argument and on exit contains the <i>n</i> diagonal elements of the upper triangular matrix <i>U</i> from the <i>LU</i> factorization of <i>A</i>.</p>
<i>d1u</i>	<p>If <i>fact</i> = 'N' , then <i>d1u</i> is an output argument and on exit contains the (<i>n</i>-1) elements of the first superdiagonal of <i>U</i>.</p>
<i>du2</i>	<p>If <i>fact</i> = 'N' , then <i>du2</i> is an output argument and on exit contains the (<i>n</i>-2) elements of the second superdiagonal of <i>U</i>.</p>
<i>ipiv</i>	<p>The array <i>ipiv</i> is an output argument if <i>fact</i> = 'N' and, on exit, contains the pivot indices from the factorization $A = L^*U$; row <i>i</i> of the matrix was interchanged with row <i>ipiv</i>(<i>i</i>). The value of <i>ipiv</i>(<i>i</i>) will always be <i>i</i> or <i>i</i>+1; <i>ipiv</i>(<i>i</i>)=<i>i</i> indicates a row interchange was not required.</p>
<i>rcond</i>	<p>REAL for single precision flavors DOUBLE PRECISION for double precision flavors. An estimate of the reciprocal condition number of the matrix <i>A</i>. If <i>rcond</i> is less than the machine precision (in particular, if <i>rcond</i> =0), the matrix is singular to working precision. This condition is indicated by a return code of <i>info</i>>0.</p>
<i>ferr</i>	<p>REAL for single precision flavors DOUBLE PRECISION for double precision flavors. Array, DIMENSION at least $\max(1, nrhs)$. Contains the estimated forward error bound for each solution vector <i>x</i>(<i>j</i>) (the <i>j</i>-th column of the solution matrix <i>X</i>). If <i>xtrue</i> is the true solution corresponding to <i>x</i>(<i>j</i>), <i>ferr</i>(<i>j</i>) is an estimated upper bound for the magnitude of the</p>

	largest element in $(x(j) - x_{true})$ divided by the magnitude of the largest element in $x(j)$. The estimate is as reliable as the estimate for $rcond$, and is almost always a slight overestimate of the true error.
<i>berr</i>	REAL for single precision flavors DOUBLE PRECISION for double precision flavors. Array, DIMENSION at least $\max(1, nrhs)$. Contains the component-wise relative backward error for each solution vector $x(j)$, that is, the smallest relative change in any element of A or B that makes $x(j)$ an exact solution.
<i>info</i>	INTEGER. If $info = 0$, the execution is successful. If $info = -i$, the i -th parameter had an illegal value. If $info = i$, and $i \leq n$, then $U(i, i)$ is exactly zero. The factorization has not been completed unless $i = n$, but the factor U is exactly singular, so the solution and error bounds could not be computed; $rcond = 0$ is returned. If $info = i$, and $i = n + 1$, then U is nonsingular, but $rcond$ is less than machine precision, meaning that the matrix is singular to working precision. Nevertheless, the solution and error bounds are computed because there are a number of situations where the computed solution can be more accurate than the value of $rcond$ would suggest.

Fortran 95 Interface Notes

Routines in Fortran 95 interface have fewer arguments in the calling sequence than their FORTRAN 77 counterparts. For general conventions applied to skip redundant or reconstructible arguments, see [Fortran 95 Interface Conventions](#).

Specific details for the routine `gtsvx` interface are as follows:

<i>dl</i>	Holds the vector of length $(n-1)$.
<i>d</i>	Holds the vector of length n .
<i>du</i>	Holds the vector of length $(n-1)$.
<i>b</i>	Holds the matrix B of size $(n, nrhs)$.
<i>x</i>	Holds the matrix X of size $(n, nrhs)$.
<i>dlf</i>	Holds the vector of length $(n-1)$.
<i>df</i>	Holds the vector of length n .
<i>duf</i>	Holds the vector of length $(n-1)$.
<i>du2</i>	Holds the vector of length $(n-2)$.

<i>ipiv</i>	Holds the vector of length <i>n</i> .
<i>ferr</i>	Holds the vector of length (<i>nrhs</i>).
<i>berr</i>	Holds the vector of length (<i>nrhs</i>).
<i>fact</i>	Must be 'N' or 'F'. The default value is 'N'. If <i>fact</i> = 'F', then the arguments <i>dlf</i> , <i>df</i> , <i>duf</i> , <i>du2</i> , and <i>ipiv</i> must be present; otherwise, an error is returned.
<i>trans</i>	Must be 'N', 'C', or 'T'. The default value is 'N'.

?posv

Computes the solution to the system of linear equations with a symmetric or Hermitian positive-definite matrix A and multiple right-hand sides.

Syntax

FORTRAN 77:

```
call sposv( uplo, n, nrhs, a, lda, b, ldb, info )
call dposv( uplo, n, nrhs, a, lda, b, ldb, info )
call cposv( uplo, n, nrhs, a, lda, b, ldb, info )
call zposv( uplo, n, nrhs, a, lda, b, ldb, info )
call dsposv( uplo, n, nrhs, a, lda, b, ldb, x, ldx, work, swork, iter, info )
call zcposv( uplo, n, nrhs, a, lda, b, ldb, x, ldx, work, swork, rwork, iter, info )
```

Fortran 95:

```
call posv( a, b [,uplo] [,info] )
```

Description

This routine is declared in `mkl_lapack.fi` for FORTRAN 77 interface, in `lapack.f90` for Fortran 95 interface, and in `mkl_lapack.h` for C interface.

The routine solves for X the real or complex system of linear equations $A * X = B$, where A is an n -by- n symmetric/Hermitian positive-definite matrix, the columns of matrix B are individual right-hand sides, and the columns of X are the corresponding solutions.

The Cholesky decomposition is used to factor A as

$A = U^T * U$ (real flavors) and $A = U^H * U$ (complex flavors), if `uplo = 'U'`

or $A = L * L^T$ (real flavors) and $A = L * L^H$ (complex flavors), if `uplo = 'L'`,

where U is an upper triangular matrix and L is a lower triangular matrix. The factored form of A is then used to solve the system of equations $A * X = B$.

The `dsposv` and `zcposv` are mixed precision iterative refinement subroutines for exploiting fast single precision hardware. They first attempt to factorize the matrix in single precision (`dsposv`) or single complex precision (`zcposv`) and use this factorization within an iterative refinement procedure to produce a solution with double precision (`dsposv`) / double complex precision (`zcposv`) normwise backward error quality (see below). If the approach fails, the method switches to a double precision or double complex precision factorization respectively and computes the solution.

The iterative refinement is not going to be a winning strategy if the ratio single precision/COMPLEX performance over double precision/DOUBLE COMPLEX performance is too small. A reasonable strategy should take the number of right-hand sides and the size of the matrix into account. This might be done with a call to `ilaenv` in the future. At present, iterative refinement is implemented.

The iterative refinement process is stopped if

`iter > itermax`

or for all the right-hand sides:

`rnmr < sqrt(n) * xnmr * anrm * eps * bwdmax,`

where

- `iter` is the number of the current iteration in the iterative refinement process
- `rnmr` is the infinity-norm of the residual
- `xnmr` is the infinity-norm of the solution
- `anrm` is the infinity-operator-norm of the matrix A
- `eps` is the machine epsilon returned by `dlamch` ('Epsilon').

The values `itermax` and `bwdmax` are fixed to 30 and 1.0d+00 respectively.

Input Parameters

`uplo` CHARACTER*1. Must be 'U' or 'L'.

	Indicates whether the upper or lower triangular part of A is stored: If $uplo = 'U'$, the upper triangle of A is stored. If $uplo = 'L'$, the lower triangle of A is stored.
n	INTEGER. The order of matrix A ; $n \geq 0$.
$nrhs$	INTEGER. The number of right-hand sides, the number of columns in B ; $nrhs \geq 0$.
a, b	REAL for <code>sposv</code> DOUBLE PRECISION for <code>dposv</code> and <code>dsposv</code> . COMPLEX for <code>cposv</code> DOUBLE COMPLEX for <code>zposv</code> and <code>zcposv</code> . Arrays: $a(lda, *)$, $b ldb, *)$. The array a contains the upper or the lower triangular part of the matrix A (see $uplo$). The second dimension of a must be at least $\max(1, n)$. Note that in the case of <code>zcposv</code> the imaginary parts of the diagonal elements need not be set and are assumed to be zero. The array b contains the matrix B whose columns are the right-hand sides for the systems of equations. The second dimension of b must be at least $\max(1, nrhs)$.
lda	INTEGER. The first dimension of a ; $lda \geq \max(1, n)$.
ldb	INTEGER. The first dimension of b ; $ldb \geq \max(1, n)$.
ldx	INTEGER. The leading dimension of the array x ; $ldx \geq \max(1, n)$.
$work$	DOUBLE PRECISION for <code>dsposv</code> DOUBLE COMPLEX for <code>zcposv</code> . Workspace array, DIMENSION $(n*nrhs)$. This array is used to hold the residual vectors.
$swork$	REAL for <code>dsgesv</code> COMPLEX for <code>zcgesv</code> . Workspace array, DIMENSION $(n*(n+nrhs))$. This array is used to use the single precision matrix and the right-hand sides or solutions in single precision.
$rwork$	DOUBLE PRECISION. Workspace array, DIMENSION (n) .

Output Parameters

<i>a</i>	<p>If <i>info</i> = 0, the upper or lower triangular part of <i>a</i> is overwritten by the Cholesky factor <i>U</i> or <i>L</i>, as specified by <i>uplo</i>.</p> <p>If iterative refinement has been successfully used (<i>info</i>= 0 and <i>iter</i> ≥ 0), then <i>A</i> is unchanged.</p> <p>If double precision factorization has been used (<i>info</i>= 0 and <i>iter</i> < 0), then the array <i>A</i> contains the factors <i>L</i> and <i>U</i> from the Cholesky factorization; the unit diagonal elements of <i>L</i> are not stored.</p>
<i>b</i>	Overwritten by the solution matrix <i>X</i> .
<i>ipiv</i>	<p>INTEGER.</p> <p>Array, DIMENSION at least $\max(1, n)$. The pivot indices that define the permutation matrix <i>P</i>; row <i>i</i> of the matrix was interchanged with row <i>ipiv</i>(<i>i</i>). Corresponds to the single precision factorization (if <i>info</i>= 0 and <i>iter</i> ≥ 0) or the double precision factorization (if <i>info</i>= 0 and <i>iter</i> < 0).</p>
<i>x</i>	<p>DOUBLE PRECISION for dsposv</p> <p>DOUBLE COMPLEX for zcposv.</p> <p>Array, DIMENSION (<i>ldx</i>, <i>nrhs</i>). If <i>info</i> = 0, contains the <i>n</i>-by-<i>nrhs</i> solution matrix <i>X</i>.</p>
<i>iter</i>	<p>INTEGER.</p> <p>If <i>iter</i> < 0: iterative refinement has failed, double precision factorization has been performed</p> <ul style="list-style-type: none"> • If <i>iter</i> = -1: the routine fell back to full precision for implementation- or machine-specific reason • If <i>iter</i> = -2: narrowing the precision induced an overflow, the routine fell back to full precision • If <i>iter</i> = -3: failure of <i>spotrf</i> for dsposv, or <i>cpotrf</i> for zcposv • If <i>iter</i> = -31: stop the iterative refinement after the 30th iteration. <p>If <i>iter</i> > 0: iterative refinement has been successfully used. Returns the number of iterations.</p>
<i>info</i>	<p>INTEGER. If <i>info</i> = 0, the execution is successful.</p> <p>If <i>info</i> = -<i>i</i>, the <i>i</i>-th parameter had an illegal value.</p>

If $info = i$, the leading minor of order i (and therefore the matrix A itself) is not positive definite, so the factorization could not be completed, and the solution has not been computed.

Fortran 95 Interface Notes

Routines in Fortran 95 interface have fewer arguments in the calling sequence than their FORTRAN 77 counterparts. For general conventions applied to skip redundant or reconstructible arguments, see [Fortran 95 Interface Conventions](#).

Specific details for the routine `posv` interface are as follows:

a	Holds the matrix A of size (n, n) .
b	Holds the matrix B of size $(n, nrhs)$.
$uplo$	Must be 'U' or 'L'. The default value is 'U'.

?posvx

Uses the Cholesky factorization to compute the solution to the system of linear equations with a symmetric or Hermitian positive-definite matrix A , and provides error bounds on the solution.

Syntax

FORTRAN 77:

```
call sposvx( fact, uplo, n, nrhs, a, lda, af, ldaf, equed, s, b, ldb, x, ldx,
             rcond, ferr, berr, work, iwork, info )

call dposvx( fact, uplo, n, nrhs, a, lda, af, ldaf, equed, s, b, ldb, x, ldx,
             rcond, ferr, berr, work, iwork, info )

call cposvx( fact, uplo, n, nrhs, a, lda, af, ldaf, equed, s, b, ldb, x, ldx,
             rcond, ferr, berr, work, rwork, info )

call zposvx( fact, uplo, n, nrhs, a, lda, af, ldaf, equed, s, b, ldb, x, ldx,
             rcond, ferr, berr, work, rwork, info )
```

Fortran 95:

```
call posvx( a, b, x [,uplo] [,af] [,fact] [,equed] [,s] [,ferr] [,berr] [,rcond]
             [,info] )
```

Description

This routine is declared in `mkl_lapack.fi` for FORTRAN 77 interface, in `lapack.f90` for Fortran 95 interface, and in `mkl_lapack.h` for C interface.

The routine uses the *Cholesky* factorization $A=U^T*U$ (real flavors) / $A=U^H*U$ (complex flavors) or $A=L*L^T$ (real flavors) / $A=L*L^H$ (complex flavors) to compute the solution to a real or complex system of linear equations $A*X = B$, where A is a n -by- n real symmetric/Hermitian positive definite matrix, the columns of matrix B are individual right-hand sides, and the columns of X are the corresponding solutions.

Error bounds on the solution and a condition estimate are also provided.

The routine `?posvx` performs the following steps:

1. If `fact = 'E'`, real scaling factors s are computed to equilibrate the system:

$$diag(s)*A*diag(s)*inv(diag(s))*X = diag(s)*B.$$

Whether or not the system will be equilibrated depends on the scaling of the matrix A , but if equilibration is used, A is overwritten by $diag(s)*A*diag(s)$ and B by $diag(s)*B$.

2. If `fact = 'N'` or `'E'`, the Cholesky decomposition is used to factor the matrix A (after equilibration if `fact = 'E'`) as

$$A = U^T*U \text{ (real), } A = U^H*U \text{ (complex), if } uplo = 'U',$$

$$\text{or } A = L*L^T \text{ (real), } A = L*L^H \text{ (complex), if } uplo = 'L',$$

where U is an upper triangular matrix and L is a lower triangular matrix.

3. If the leading i -by- i principal minor is not positive-definite, then the routine returns with `info = i`. Otherwise, the factored form of A is used to estimate the condition number of the matrix A . If the reciprocal of the condition number is less than machine precision, `info = n + 1` is returned as a warning, but the routine still goes on to solve for X and compute error bounds as described below.
4. The system of equations is solved for X using the factored form of A .
5. Iterative refinement is applied to improve the computed solution matrix and calculate error bounds and backward error estimates for it.
6. If equilibration was used, the matrix X is premultiplied by $diag(s)$ so that it solves the original system before equilibration.

Input Parameters

<i>fact</i>	<p>CHARACTER*1. Must be 'F', 'N', or 'E'.</p> <p>Specifies whether or not the factored form of the matrix <i>A</i> is supplied on entry, and if not, whether the matrix <i>A</i> should be equilibrated before it is factored.</p> <p>If <i>fact</i> = 'F': on entry, <i>af</i> contains the factored form of <i>A</i>. If <i>equed</i> = 'Y', the matrix <i>A</i> has been equilibrated with scaling factors given by <i>s</i>. <i>a</i> and <i>af</i> will not be modified.</p> <p>If <i>fact</i> = 'N', the matrix <i>A</i> will be copied to <i>af</i> and factored.</p> <p>If <i>fact</i> = 'E', the matrix <i>A</i> will be equilibrated if necessary, then copied to <i>af</i> and factored.</p>
<i>uplo</i>	<p>CHARACTER*1. Must be 'U' or 'L'.</p> <p>Indicates whether the upper or lower triangular part of <i>A</i> is stored:</p> <p>If <i>uplo</i> = 'U', the upper triangle of <i>A</i> is stored.</p> <p>If <i>uplo</i> = 'L', the lower triangle of <i>A</i> is stored.</p>
<i>n</i>	<p>INTEGER. The order of matrix <i>A</i>; $n \geq 0$.</p>
<i>nrhs</i>	<p>INTEGER. The number of right-hand sides, the number of columns in <i>B</i>; $nrhs \geq 0$.</p>
<i>a, af, b, work</i>	<p>REAL for sposvx DOUBLE PRECISION for dposvx COMPLEX for cposvx DOUBLE COMPLEX for zposvx.</p> <p>Arrays: <i>a</i>(lda,*), <i>af</i>(ldaf,*), <i>b</i>(ldb,*), <i>work</i>(*).</p> <p>The array <i>a</i> contains the matrix <i>A</i> as specified by <i>uplo</i>. If <i>fact</i> = 'F' and <i>equed</i> = 'Y', then <i>A</i> must have been equilibrated by the scaling factors in <i>s</i>, and <i>a</i> must contain the equilibrated matrix $diag(s)*A*diag(s)$. The second dimension of <i>a</i> must be at least $\max(1, n)$.</p> <p>The array <i>af</i> is an input argument if <i>fact</i> = 'F'. It contains the triangular factor <i>U</i> or <i>L</i> from the Cholesky factorization of <i>A</i> in the same storage format as <i>A</i>. If <i>equed</i> is not 'N', then <i>af</i> is the factored form of the equilibrated matrix $diag(s)*A*diag(s)$. The second dimension of <i>af</i> must be at least $\max(1, n)$.</p>

The array b contains the matrix B whose columns are the right-hand sides for the systems of equations. The second dimension of b must be at least $\max(1, nrhs)$.

$work(*)$ is a workspace array. The dimension of $work$ must be at least $\max(1, 3*n)$ for real flavors, and at least $\max(1, 2*n)$ for complex flavors.

<i>lda</i>	INTEGER. The first dimension of a ; $lda \geq \max(1, n)$.
<i>ldaf</i>	INTEGER. The first dimension of af ; $ldaf \geq \max(1, n)$.
<i>ldb</i>	INTEGER. The first dimension of b ; $ldb \geq \max(1, n)$.
<i>equed</i>	<p>CHARACTER*1. Must be 'N' or 'Y'.</p> <p><i>equed</i> is an input argument if <i>fact</i> = 'F'. It specifies the form of equilibration that was done:</p> <p>if <i>equed</i> = 'N', no equilibration was done (always true if <i>fact</i> = 'N');</p> <p>if <i>equed</i> = 'Y', equilibration was done, that is, A has been replaced by $diag(s)*A*diag(s)$.</p>
<i>s</i>	<p>REAL for single precision flavors</p> <p>DOUBLE PRECISION for double precision flavors.</p> <p>Array, DIMENSION (n). The array s contains the scale factors for A. This array is an input argument if <i>fact</i> = 'F' only; otherwise it is an output argument.</p> <p>If <i>equed</i> = 'N', s is not accessed.</p> <p>If <i>fact</i> = 'F' and <i>equed</i> = 'Y', each element of s must be positive.</p>
<i>ldx</i>	INTEGER. The first dimension of the output array x ; $ldx \geq \max(1, n)$.
<i>iwork</i>	INTEGER. Workspace array, DIMENSION at least $\max(1, n)$; used in real flavors only.
<i>rwork</i>	<p>REAL for cposvx</p> <p>DOUBLE PRECISION for zposvx.</p> <p>Workspace array, DIMENSION at least $\max(1, n)$; used in complex flavors only.</p>

Output Parameters

<i>x</i>	<p>REAL for sposvx</p> <p>DOUBLE PRECISION for dposvx</p>
----------	---

	<p>COMPLEX for cposvx DOUBLE COMPLEX for zposvx. Array, DIMENSION ($ldx, *$). If $info = 0$ or $info = n+1$, the array x contains the solution matrix X to the <i>original</i> system of equations. Note that if $equed = 'Y'$, A and B are modified on exit, and the solution to the equilibrated system is $inv(diag(s)) * X$. The second dimension of x must be at least $\max(1, nrhs)$.</p>
a	<p>Array a is not modified on exit if $fact = 'F'$ or $'N'$, or if $fact = 'E'$ and $equed = 'N'$. If $fact = 'E'$ and $equed = 'Y'$, A is overwritten by $diag(s) * A * diag(s)$.</p>
af	<p>If $fact = 'N'$ or $'E'$, then af is an output argument and on exit returns the triangular factor U or L from the Cholesky factorization $A = U * U^T * U$ or $A = L * L^T * L$ (real routines), $A = U * U^H * U$ or $A = L * L^H * L$ (complex routines) of the original matrix A (if $fact = 'N'$), or of the equilibrated matrix A (if $fact = 'E'$). See the description of a for the form of the equilibrated matrix.</p>
b	<p>Overwritten by $diag(s) * B$, if $equed = 'Y'$; not changed if $equed = 'N'$.</p>
s	<p>This array is an output argument if $fact \neq 'F'$. See the description of s in <i>Input Arguments</i> section.</p>
$rcond$	<p>REAL for single precision flavors DOUBLE PRECISION for double precision flavors. An estimate of the reciprocal condition number of the matrix A after equilibration (if done). If $rcond$ is less than the machine precision (in particular, if $rcond = 0$), the matrix is singular to working precision. This condition is indicated by a return code of $info > 0$.</p>
$ferr$	<p>REAL for single precision flavors DOUBLE PRECISION for double precision flavors. Array, DIMENSION at least $\max(1, nrhs)$. Contains the estimated forward error bound for each solution vector $x(j)$ (the j-th column of the solution matrix X). If x_{true} is the true solution corresponding to $x(j)$, $ferr(j)$ is an estimated upper bound for the magnitude of the</p>

	largest element in $(x(j) - x_{true})$ divided by the magnitude of the largest element in $x(j)$. The estimate is as reliable as the estimate for $rcond$, and is almost always a slight overestimate of the true error.
<i>berr</i>	REAL for single precision flavors DOUBLE PRECISION for double precision flavors. Array, DIMENSION at least $\max(1, nrhs)$. Contains the component-wise relative backward error for each solution vector $x(j)$, that is, the smallest relative change in any element of A or B that makes $x(j)$ an exact solution.
<i>equed</i>	If <i>fact</i> \neq 'F', then <i>equed</i> is an output argument. It specifies the form of equilibration that was done (see the description of <i>equed</i> in <i>Input Arguments</i> section).
<i>info</i>	INTEGER. If <i>info</i> = 0, the execution is successful. If <i>info</i> = - <i>i</i> , the <i>i</i> -th parameter had an illegal value. If <i>info</i> = <i>i</i> , and $i \leq n$, the leading minor of order <i>i</i> (and therefore the matrix A itself) is not positive-definite, so the factorization could not be completed, and the solution and error bounds could not be computed; $rcond = 0$ is returned. If <i>info</i> = <i>i</i> , and $i = n + 1$, then U is nonsingular, but $rcond$ is less than machine precision, meaning that the matrix is singular to working precision. Nevertheless, the solution and error bounds are computed because there are a number of situations where the computed solution can be more accurate than the value of $rcond$ would suggest.

Fortran 95 Interface Notes

Routines in Fortran 95 interface have fewer arguments in the calling sequence than their FORTRAN 77 counterparts. For general conventions applied to skip redundant or reconstructible arguments, see [Fortran 95 Interface Conventions](#).

Specific details for the routine `posvx` interface are as follows:

<i>a</i>	Holds the matrix A of size (n, n) .
<i>b</i>	Holds the matrix B of size $(n, nrhs)$.
<i>x</i>	Holds the matrix X of size $(n, nrhs)$.
<i>af</i>	Holds the matrix AF of size (n, n) .
<i>s</i>	Holds the vector of length n . Default value for each element is $s(i) = 1.0_WP$.

<i>ferr</i>	Holds the vector of length (<i>nrhs</i>).
<i>berr</i>	Holds the vector of length (<i>nrhs</i>).
<i>uplo</i>	Must be 'U' or 'L'. The default value is 'U'.
<i>fact</i>	Must be 'N', 'E', or 'F'. The default value is 'N'. If <i>fact</i> = 'F', then <i>af</i> must be present; otherwise, an error is returned.
<i>equed</i>	Must be 'N' or 'Y'. The default value is 'N'.

?posvxx

Uses extra precise iterative refinement to compute the solution to the system of linear equations with a symmetric or Hermitian positive-definite matrix A applying the Cholesky factorization.

Syntax

FORTRAN 77:

```
call sposvxx( fact, uplo, n, nrhs, a, lda, af, ldaf, equed, s, b, ldb, x, ldx,
rcond, rpvgrw, berr, n_err_bnds, err_bnds_norm, err_bnds_comp, nparams,
params, work, iwork, info )

call dposvxx( fact, uplo, n, nrhs, a, lda, af, ldaf, equed, s, b, ldb, x, ldx,
rcond, rpvgrw, berr, n_err_bnds, err_bnds_norm, err_bnds_comp, nparams,
params, work, iwork, info )

call cposvxx( fact, uplo, n, nrhs, a, lda, af, ldaf, equed, s, b, ldb, x, ldx,
rcond, rpvgrw, berr, n_err_bnds, err_bnds_norm, err_bnds_comp, nparams,
params, work, rwork, info )

call zposvxx( fact, uplo, n, nrhs, a, lda, af, ldaf, equed, s, b, ldb, x, ldx,
rcond, rpvgrw, berr, n_err_bnds, err_bnds_norm, err_bnds_comp, nparams,
params, work, rwork, info )
```

Description

This routine is declared in `mkl_lapack.fi` for FORTRAN 77 interface and in `mkl_lapack.h` for C interface.

The routine uses the *Cholesky* factorization $A=U^T*U$ (real flavors) / $A=U^H*U$ (complex flavors) or $A=L*L^T$ (real flavors) / $A=L*L^H$ (complex flavors) to compute the solution to a real or complex system of linear equations $A*X = B$, where A is an n -by- n real symmetric/Hermitian positive definite matrix, the columns of matrix B are individual right-hand sides, and the columns of X are the corresponding solutions.

Both normwise and maximum componentwise error bounds are also provided on request. The routine returns a solution with a small guaranteed error ($O(\text{eps})$, where eps is the working machine precision) unless the matrix is very ill-conditioned, in which case a warning is returned. Relevant condition numbers are also calculated and returned.

The routine accepts user-provided factorizations and equilibration factors; see definitions of the *fact* and *equed* options. Solving with refinement and using a factorization from a previous call of the routine also produces a solution with $O(\text{eps})$ errors or warnings but that may not be true for general user-provided factorizations and equilibration factors if they differ from what the routine would itself produce.

The routine `?posvxx` performs the following steps:

1. If *fact* = 'E', scaling factors are computed to equilibrate the system:

$$\text{diag}(s)*A*\text{diag}(s) * \text{inv}(\text{diag}(s))*X = \text{diag}(s)*B$$

Whether or not the system will be equilibrated depends on the scaling of the matrix A , but if equilibration is used, A is overwritten by $\text{diag}(s)*A*\text{diag}(s)$ and B by $\text{diag}(s)*B$.

2. If *fact* = 'N' or 'E', the Cholesky decomposition is used to factor the matrix A (after equilibration if *fact* = 'E') as

$$A = U^T*U \text{ (real), } A = U^H*U \text{ (complex), if } \text{uplo} = 'U',$$

$$\text{or } A = L*L^T \text{ (real), } A = L*L^H \text{ (complex) , if } \text{uplo} = 'L',$$

where U is an upper triangular matrix and L is a lower triangular matrix.

3. If the leading i -by- i principal minor is not positive-definite, the routine returns with *info* = i . Otherwise, the factored form of A is used to estimate the condition number of the matrix A (see the *rcond* parameter). If the reciprocal of the condition number is less than machine precision, the routine still goes on to solve for x and compute error bounds.
4. The system of equations is solved for x using the factored form of A .
5. By default, unless `params(la_linrx_itref_i)` is set to zero, the routine applies iterative refinement to get a small error and error bounds. Refinement calculates the residual to at least twice the working precision.

6. If equilibration was used, the matrix X is premultiplied by $diag(s)$ so that it solves the original system before equilibration.

Input Parameters

<i>fact</i>	<p>CHARACTER*1. Must be 'F', 'N', or 'E'.</p> <p>Specifies whether or not the factored form of the matrix A is supplied on entry, and if not, whether the matrix A should be equilibrated before it is factored.</p> <p>If <i>fact</i> = 'F', on entry, <i>af</i> contains the factored form of A. If <i>equed</i> is not 'N', the matrix A has been equilibrated with scaling factors given by s. Parameters a and <i>af</i> are not modified.</p> <p>If <i>fact</i> = 'N', the matrix A will be copied to <i>af</i> and factored.</p> <p>If <i>fact</i> = 'E', the matrix A will be equilibrated, if necessary, copied to <i>af</i> and factored.</p>
<i>uplo</i>	<p>CHARACTER*1. Must be 'U' or 'L'.</p> <p>Indicates whether the upper or lower triangular part of A is stored:</p> <p>If <i>uplo</i> = 'U', the upper triangle of A is stored.</p> <p>If <i>uplo</i> = 'L', the lower triangle of A is stored.</p>
<i>n</i>	<p>INTEGER. The number of linear equations; the order of the matrix A; $n \geq 0$.</p>
<i>nrhs</i>	<p>INTEGER. The number of right-hand sides; the number of columns of the matrices B and X; $nrhs \geq 0$.</p>
<i>a</i> , <i>af</i> , <i>b</i> , <i>work</i>	<p>REAL for sposvxx DOUBLE PRECISION for dposvxx COMPLEX for cposvxx DOUBLE COMPLEX for zposvxx.</p> <p>Arrays: $a(lda, *)$, $af(ldaf, *)$, $b(lb, *)$, $work(*)$.</p> <p>The array a contains the matrix A as specified by <i>uplo</i>. If <i>fact</i> = 'F' and <i>equed</i> = 'Y', then A must have been equilibrated by the scaling factors in s, and a must contain the equilibrated matrix $diag(s) * A * diag(s)$. The second dimension of a must be at least $\max(1, n)$.</p>

The array *af* is an input argument if *fact* = 'F'. It contains the triangular factor *U* or *L* from the Cholesky factorization of *A* in the same storage format as *A*. If *equed* is not 'N', then *af* is the factored form of the equilibrated matrix $\text{diag}(s) * A * \text{diag}(s)$. The second dimension of *af* must be at least $\max(1, n)$.

The array *b* contains the matrix *B* whose columns are the right-hand sides for the systems of equations. The second dimension of *b* must be at least $\max(1, nrhs)$.

If *equed* = 'N', *s* is not accessed.

If *fact* = 'F' and *equed* = 'Y', each element of *s* must be positive.

work(*) is a workspace array. The dimension of *work* must be at least $\max(1, 4*n)$ for real flavors, and at least $\max(1, 2*n)$ for complex flavors.

<i>lda</i>	INTEGER. The first dimension of the array <i>a</i> ; <i>lda</i> $\geq \max(1, n)$.
<i>ldaf</i>	INTEGER. The first dimension of the array <i>af</i> ; <i>ldaf</i> $\geq \max(1, n)$.
<i>equed</i>	CHARACTER*1. Must be 'N' or 'Y'. <i>equed</i> is an input argument if <i>fact</i> = 'F'. It specifies the form of equilibration that was done: If <i>equed</i> = 'N', no equilibration was done (always true if <i>fact</i> = 'N'). if <i>equed</i> = 'Y', both row and column equilibration was done, that is, <i>A</i> has been replaced by $\text{diag}(s) * A * \text{diag}(s)$.
<i>s</i>	REAL for single precision flavors DOUBLE PRECISION for double precision flavors. Array, DIMENSION (<i>n</i>). The array <i>s</i> contains the scale factors for <i>A</i> . This array is an input argument if <i>fact</i> = 'F' only; otherwise it is an output argument. If <i>equed</i> = 'N', <i>s</i> is not accessed. If <i>fact</i> = 'F' and <i>equed</i> = 'Y', each element of <i>s</i> must be positive. Each element of <i>s</i> should be a power of the radix to ensure a reliable solution and error estimates. Scaling by powers of the radix does not cause rounding errors unless the result

underflows or overflows. Rounding errors during scaling lead to refining with a matrix that is not equivalent to the input matrix, producing error estimates that may not be reliable.

<i>ldb</i>	INTEGER. The first dimension of the array <i>b</i> ; $ldb \geq \max(1, n)$.
<i>ldx</i>	INTEGER. The first dimension of the output array <i>x</i> ; $ldx \geq \max(1, n)$.
<i>n_err_bnds</i>	INTEGER. Number of error bounds to return for each right hand side and each type (normwise or componentwise). See <i>err_bnds_norm</i> and <i>err_bnds_comp</i> descriptions in the <i>Output Arguments</i> section below.
<i>nparams</i>	INTEGER. Specifies the number of parameters set in <i>params</i> . If ≤ 0 , the <i>params</i> array is never referenced and default values are used.
<i>params</i>	<p>REAL for single precision flavors DOUBLE PRECISION for double precision flavors.</p> <p>Array, DIMENSION <i>nparams</i>. Specifies algorithm parameters. If an entry is less than 0.0, that entry will be filled with default value used for that parameter. Only positions up to <i>nparams</i> are accessed; defaults are used for higher-numbered parameters. If defaults are acceptable, you can pass <i>nparams</i> = 0, which prevents the source code from accessing the <i>params</i> argument.</p> <p><i>params</i>(<i>la_linrx_itref_i</i> = 1) : Whether to perform iterative refinement or not. Default: 1.0 (for single precision flavors), 1.0D+0 (for double precision flavors).</p> <p>=0.0 No refinement is performed and no error bounds are computed.</p> <p>=1.0 Use the extra-precise refinement algorithm.</p> <p>(Other values are reserved for future use.)</p> <p><i>params</i>(<i>la_linrx_ithresh_i</i> = 2) : Maximum number of residual computations allowed for refinement.</p> <p>Default 10</p>

Aggressive Set to 100 to permit convergence using approximate factorizations or factorizations other than *LU*. If the factorization uses a technique other than Gaussian elimination, the quarantees in *err_bnds_norm* and *err_bnds_comp* may no longer be trustworthy.

params(la_linrx_cwise_i = 3) : Flag determining if the code will attempt to find a solution with a small componentwise relative error in the double-precision algorithm. Positive is true, 0.0 is false. Default: 1.0 (attempt componentwise convergence).

iwork INTEGER. Workspace array, DIMENSION at least $\max(1, n)$; used in real flavors only.

rwork REAL for single precision flavors
DOUBLE PRECISION for double precision flavors.
Workspace array, DIMENSION at least $\max(1, 3*n)$; used in complex flavors only.

Output Parameters

x REAL for *sposvxx*
DOUBLE PRECISION for *dposvxx*
COMPLEX for *cposvxx*
DOUBLE COMPLEX for *zposvxx*.
Array, DIMENSION (*ldx*, *).
If *info* = 0, the array *x* contains the solution *n*-by-*nrhs* matrix *x* to the original system of equations. Note that *A* and *B* are modified on exit if *equed* \neq 'N', and the solution to the equilibrated system is:
 $\text{inv}(\text{diag}(s)) * X$.

a Array *a* is not modified on exit if *fact* = 'F' or 'N', or if *fact* = 'E' and *equed* = 'N'.
If *fact* = 'E' and *equed* = 'Y', *A* is overwritten by $\text{diag}(s) * A * \text{diag}(s)$.

<i>af</i>	<p>If <i>fact</i> = 'N' or 'E', then <i>af</i> is an output argument and on exit returns the triangular factor <i>U</i> or <i>L</i> from the Cholesky factorization $A=U^{**T}*U$ or $A=L*L^{**T}$ (real routines), $A=U^{**H}*U$ or $A=L*L^{**H}$ (complex routines) of the original matrix <i>A</i> (if <i>fact</i> = 'N'), or of the equilibrated matrix <i>A</i> (if <i>fact</i> = 'E'). See the description of <i>a</i> for the form of the equilibrated matrix.</p>
<i>b</i>	<p>If <i>equed</i> = 'N', <i>B</i> is not modified. If <i>equed</i> = 'Y', <i>B</i> is overwritten by <i>diag(s)*B</i>.</p>
<i>s</i>	<p>This array is an output argument if <i>fact</i> ≠ 'F'. Each element of this array is a power of the radix. See the description of <i>s</i> in <i>Input Arguments</i> section.</p>
<i>rcond</i>	<p>REAL for single precision flavors DOUBLE PRECISION for double precision flavors. Reciprocal scaled condition number. An estimate of the reciprocal Skeel condition number of the matrix <i>A</i> after equilibration (if done). If <i>rcond</i> is less than the machine precision, in particular, if <i>rcond</i> = 0, the matrix is singular to working precision. Note that the error may still be small even if this number is very small and the matrix appears ill-conditioned.</p>
<i>rpvgrw</i>	<p>REAL for single precision flavors DOUBLE PRECISION for double precision flavors. Contains the reciprocal pivot growth factor $norm(A)/norm(U)$. The <i>max absolute element</i> norm is used. If this is much less than 1, the stability of the <i>LU</i> factorization of the (equilibrated) matrix <i>A</i> could be poor. This also means that the solution <i>x</i>, estimated condition numbers, and error bounds could be unreliable. If factorization fails with $0 < info \leq n$, this parameter contains the reciprocal pivot growth factor for the leading <i>info</i> columns of <i>A</i>.</p>
<i>berr</i>	<p>REAL for single precision flavors DOUBLE PRECISION for double precision flavors.</p>

err_bnds_norm

Array, DIMENSION at least $\max(1, nrhs)$. Contains the componentwise relative backward error for each solution vector $x(j)$, that is, the smallest relative change in any element of A or B that makes $x(j)$ an exact solution.

REAL for single precision flavors

DOUBLE PRECISION for double precision flavors.

Array, DIMENSION $(nrhs, n_err_bnds)$. For each right-hand side, contains information about various error bounds and condition numbers corresponding to the normwise relative error, which is defined as follows:

Normwise relative error in the i -th solution vector

$$\frac{\max_j |X_{true_{ji}} - X_{ji}|}{\max_j |X_{ji}|}$$

The array is indexed by the type of error information as described below. There are currently up to three pieces of information returned.

The first index in *err_bnds_norm*($i, :$) corresponds to the i -th right-hand side.

The second index in *err_bnds_norm*($:, err$) contains the following three fields:

- | | |
|---------------|---|
| <i>err</i> =1 | "Trust/don't trust" boolean. Trust the answer if the reciprocal condition number is less than the threshold $\sqrt{n} * slamch(\epsilon)$ for single precision flavors and $\sqrt{n} * dlamch(\epsilon)$ for double precision flavors. |
| <i>err</i> =2 | "Guaranteed" error bound. The estimated forward error, almost certainly within a factor of 10 of the true error so long as the next entry is greater than the threshold $\sqrt{n} * slamch(\epsilon)$ for single precision flavors and $\sqrt{n} * dlamch(\epsilon)$ for double precision flavors. This error bound should only be trusted if the previous boolean is true. |

`err=3` Reciprocal condition number. Estimated normwise reciprocal condition number. Compared with the threshold $\sqrt{n} * \text{slamch}(\epsilon)$ for single precision flavors and $\sqrt{n} * \text{dlamch}(\epsilon)$ for double precision flavors to determine if the error estimate is "guaranteed". These reciprocal condition numbers are $1 / (\text{norm}(1/z, \text{inf}) * \text{norm}(z, \text{inf}))$ for some appropriately scaled matrix z . Let $z = s * a$, where s scales each row by a power of the radix so all absolute row sums of z are approximately 1.

`err_bnds_comp`

REAL for single precision flavors
DOUBLE PRECISION for double precision flavors.
Array, DIMENSION (`nrhs`, `n_err_bnds`). For each right-hand side, contains information about various error bounds and condition numbers corresponding to the componentwise relative error, which is defined as follows:
Componentwise relative error in the i -th solution vector:

$$\max_j \frac{|X_{\text{true}_{ji}} - X_{ji}|}{|X_{ji}|}$$

The array is indexed by the right-hand side i , on which the componentwise relative error depends, and by the type of error information as described below. There are currently up to three pieces of information returned for each right-hand side. If componentwise accuracy is not requested (`params(3) = 0.0`), then `err_bnds_comp` is not accessed. If `n_err_bnds < 3`, then at most the first `(:, n_err_bnds)` entries are returned.

The first index in `err_bnds_comp(i, :)` corresponds to the i -th right-hand side.

The second index in `err_bnds_comp(:, err)` contains the following three fields:

<code>err=1</code>	"Trust/don't trust" boolean. Trust the answer if the reciprocal condition number is less than the threshold $\sqrt{n} * \text{slamch}(\epsilon)$ for single precision flavors and $\sqrt{n} * \text{dlamch}(\epsilon)$ for double precision flavors.
<code>err=2</code>	"Guaranteed" error bound. The estimated forward error, almost certainly within a factor of 10 of the true error so long as the next entry is greater than the threshold $\sqrt{n} * \text{slamch}(\epsilon)$ for single precision flavors and $\sqrt{n} * \text{dlamch}(\epsilon)$ for double precision flavors. This error bound should only be trusted if the previous boolean is true.
<code>err=3</code>	Reciprocal condition number. Estimated componentwise reciprocal condition number. Compared with the threshold $\sqrt{n} * \text{slamch}(\epsilon)$ for single precision flavors and $\sqrt{n} * \text{dlamch}(\epsilon)$ for double precision flavors to determine if the error estimate is "guaranteed". These reciprocal condition numbers are $1 / (\text{norm}(1/z, \text{inf}) * \text{norm}(z, \text{inf}))$ for some appropriately scaled matrix z . Let $z = s * (a * \text{diag}(x))$, where x is the solution for the current right-hand side and s scales each row of $a * \text{diag}(x)$ by a power of the radix so all absolute row sums of z are approximately 1.
<code>ipiv</code>	If <code>fact = 'N'</code> or <code>'E'</code> , then <code>ipiv</code> is an output argument and on exit contains the pivot indices from the factorization $A = P * L * U$ of the original matrix A (if <code>fact = 'N'</code>) or of the equilibrated matrix A (if <code>fact = 'E'</code>).

equed

If *fact* \neq 'F', then *equed* is an output argument. It specifies the form of equilibration that was done (see the description of *equed* in *Input Arguments* section).

info

INTEGER. If *info* = 0, the execution is successful. The solution to every right-hand side is guaranteed.
 If *info* = -*i*, the *i*-th parameter had an illegal value.
 If $0 < info \leq n$: $U(info, info)$ is exactly zero. The factorization has been completed, but the factor *U* is exactly singular, so the solution and error bounds could not be computed; *rcond* = 0 is returned.
 If *info* = *n*+*j*: The solution corresponding to the *j*-th right-hand side is not guaranteed. The solutions corresponding to other right-hand sides *k* with *k* > *j* may not be guaranteed as well, but only the first such right-hand side is reported. If a small componentwise error is not requested *params*(3) = 0.0, then the *j*-th right-hand side is the first with a normwise error bound that is not guaranteed (the smallest *j* such that *err_bnds_norm*(*j*,1) = 0.0 or *err_bnds_comp*(*j*,1) = 0.0. See the definition of *err_bnds_norm*(;,1) and *err_bnds_comp*(;,1). To get information about all of the right-hand sides, check *err_bnds_norm* or *err_bnds_comp*.

?ppsv

Computes the solution to the system of linear equations with a symmetric (Hermitian) positive definite packed matrix A and multiple right-hand sides.

Syntax

FORTRAN 77:

```
call sppsv( uplo, n, nrhs, ap, b, ldb, info )
call dppsv( uplo, n, nrhs, ap, b, ldb, info )
call cppsv( uplo, n, nrhs, ap, b, ldb, info )
call zppsv( uplo, n, nrhs, ap, b, ldb, info )
```

Fortran 95:

```
call ppsv( ap, b [,uplo] [,info] )
```

Description

This routine is declared in `mkl_lapack.fi` for FORTRAN 77 interface, in `lapack.f90` for Fortran 95 interface, and in `mkl_lapack.h` for C interface.

The routine solves for x the real or complex system of linear equations $A^*X = B$, where A is an n -by- n real symmetric/Hermitian positive-definite matrix stored in packed format, the columns of matrix B are individual right-hand sides, and the columns of x are the corresponding solutions.

The Cholesky decomposition is used to factor A as

$A = U^T * U$ (real flavors) and $A = U^H * U$ (complex flavors), if `uplo = 'U'`

or $A = L * L^T$ (real flavors) and $A = L * L^H$ (complex flavors), if `uplo = 'L'`,

where U is an upper triangular matrix and L is a lower triangular matrix. The factored form of A is then used to solve the system of equations $A^*X = B$.

Input Parameters

<i>uplo</i>	CHARACTER*1. Must be 'U' or 'L'. Indicates whether the upper or lower triangular part of A is stored: If <code>uplo = 'U'</code> , the upper triangle of A is stored. If <code>uplo = 'L'</code> , the lower triangle of A is stored.
<i>n</i>	INTEGER. The order of matrix A ; $n \geq 0$.
<i>nrhs</i>	INTEGER. The number of right-hand sides, the number of columns in B ; $nrhs \geq 0$.
<i>ap, b</i>	REAL for <code>sppsv</code> DOUBLE PRECISION for <code>dppsv</code> COMPLEX for <code>cppsv</code> DOUBLE COMPLEX for <code>zppsv</code> . Arrays: <code>ap(*)</code> , <code>b(ldb,*)</code> . The array <code>ap</code> contains the upper or the lower triangular part of the matrix A (as specified by <code>uplo</code>) in <i>packed storage</i> (see Matrix Storage Schemes). The dimension of <code>ap</code> must be at least $\max(1, n(n+1)/2)$.

The array *b* contains the matrix *B* whose columns are the right-hand sides for the systems of equations. The second dimension of *b* must be at least $\max(1, nrhs)$.

ldb INTEGER. The first dimension of *b*; $ldb \geq \max(1, n)$.

Output Parameters

ap If *info* = 0, the upper or lower triangular part of *A* in packed storage is overwritten by the Cholesky factor *U* or *L*, as specified by *uplo*.

b Overwritten by the solution matrix *X*.

info INTEGER. If *info* = 0, the execution is successful.
 If *info* = -*i*, the *i*-th parameter had an illegal value.
 If *info* = *i*, the leading minor of order *i* (and therefore the matrix *A* itself) is not positive-definite, so the factorization could not be completed, and the solution has not been computed.

Fortran 95 Interface Notes

Routines in Fortran 95 interface have fewer arguments in the calling sequence than their FORTRAN 77 counterparts. For general conventions applied to skip redundant or reconstructible arguments, see [Fortran 95 Interface Conventions](#).

Specific details for the routine *ppsv* interface are as follows:

ap Holds the array *A* of size $(n * (n + 1) / 2)$.
b Holds the matrix *B* of size $(n, nrhs)$.
uplo Must be 'U' or 'L'. The default value is 'U'.

?ppsvx

Uses the Cholesky factorization to compute the solution to the system of linear equations with a symmetric (Hermitian) positive definite packed matrix A , and provides error bounds on the solution.

Syntax

FORTRAN 77:

```
call sppsvx( fact, uplo, n, nrhs, ap, afp, equed, s, b, ldb, x, ldx, rcond,
ferr, berr, work, iwork, info )

call dppsvx( fact, uplo, n, nrhs, ap, afp, equed, s, b, ldb, x, ldx, rcond,
ferr, berr, work, iwork, info )

call cppsvx( fact, uplo, n, nrhs, ap, afp, equed, s, b, ldb, x, ldx, rcond,
ferr, berr, work, rwork, info )

call zppsvx( fact, uplo, n, nrhs, ap, afp, equed, s, b, ldb, x, ldx, rcond,
ferr, berr, work, rwork, info )
```

Fortran 95:

```
call ppsvx( ap, b, x [,uplo] [,af] [,fact] [,equed] [,s] [,ferr] [,berr]
[,rcond] [,info] )
```

Description

This routine is declared in `mkl_lapack.fi` for FORTRAN 77 interface, in `lapack.f90` for Fortran 95 interface, and in `mkl_lapack.h` for C interface.

The routine uses the Cholesky factorization $A=U^T*U$ (real flavors) / $A=U^H*U$ (complex flavors) or $A=L*L^T$ (real flavors) / $A=L*L^H$ (complex flavors) to compute the solution to a real or complex system of linear equations $A*X = B$, where A is a n -by- n symmetric or Hermitian positive-definite matrix stored in packed format, the columns of matrix B are individual right-hand sides, and the columns of X are the corresponding solutions.

Error bounds on the solution and a condition estimate are also provided.

The routine ?ppsvx performs the following steps:

1. If `fact = 'E'`, real scaling factors s are computed to equilibrate the system:

$$\text{diag}(s)*A*\text{diag}(s)*\text{inv}(\text{diag}(s))*X = \text{diag}(s)*B.$$

Whether or not the system will be equilibrated depends on the scaling of the matrix A , but if equilibration is used, A is overwritten by $diag(s)*A*diag(s)$ and B by $diag(s)*B$.

2. If $fact = 'N'$ or $'E'$, the Cholesky decomposition is used to factor the matrix A (after equilibration if $fact = 'E'$) as

$A = U^T*U$ (real), $A = U^H*U$ (complex), if $uplo = 'U'$,

or $A = L*L^T$ (real), $A = L*L^H$ (complex), if $uplo = 'L'$,

where U is an upper triangular matrix and L is a lower triangular matrix.

3. If the leading i -by- i principal minor is not positive-definite, then the routine returns with $info = i$. Otherwise, the factored form of A is used to estimate the condition number of the matrix A . If the reciprocal of the condition number is less than machine precision, $info = n+1$ is returned as a warning, but the routine still goes on to solve for x and compute error bounds as described below.
4. The system of equations is solved for x using the factored form of A .
5. Iterative refinement is applied to improve the computed solution matrix and calculate error bounds and backward error estimates for it.
6. If equilibration was used, the matrix x is premultiplied by $diag(s)$ so that it solves the original system before equilibration.

Input Parameters

fact

CHARACTER*1. Must be 'F', 'N', or 'E'.

Specifies whether or not the factored form of the matrix A is supplied on entry, and if not, whether the matrix A should be equilibrated before it is factored.

If $fact = 'F'$: on entry, *afp* contains the factored form of A . If $equed = 'Y'$, the matrix A has been equilibrated with scaling factors given by s .

ap and *afp* will not be modified.

If $fact = 'N'$, the matrix A will be copied to *afp* and factored.

If $fact = 'E'$, the matrix A will be equilibrated if necessary, then copied to *afp* and factored.

uplo

CHARACTER*1. Must be 'U' or 'L'.

Indicates whether the upper or lower triangular part of A is stored:

If $uplo = 'U'$, the upper triangle of A is stored.

If $uplo = 'L'$, the lower triangle of A is stored.

<i>n</i>	INTEGER. The order of matrix <i>A</i> ; $n \geq 0$.
<i>nrhs</i>	INTEGER. The number of right-hand sides; the number of columns in <i>B</i> ; $nrhs \geq 0$.
<i>ap,afp,b,work</i>	<p>REAL for <i>sppsvx</i> DOUBLE PRECISION for <i>dppsvx</i> COMPLEX for <i>cppsvx</i> DOUBLE COMPLEX for <i>zppsvx</i>.</p> <p>Arrays: <i>ap</i>(*), <i>afp</i>(*), <i>b</i>(<i>ldb</i>,*), <i>work</i>(*).</p> <p>The array <i>ap</i> contains the upper or lower triangle of the original symmetric/Hermitian matrix <i>A</i> in <i>packed storage</i> (see Matrix Storage Schemes). In case when <i>fact</i> = 'F' and <i>equed</i> = 'Y', <i>ap</i> must contain the equilibrated matrix $diag(s) * A * diag(s)$.</p> <p>The array <i>afp</i> is an input argument if <i>fact</i> = 'F' and contains the triangular factor <i>U</i> or <i>L</i> from the Cholesky factorization of <i>A</i> in the same storage format as <i>A</i>. If <i>equed</i> is not 'N', then <i>afp</i> is the factored form of the equilibrated matrix <i>A</i>.</p> <p>The array <i>b</i> contains the matrix <i>B</i> whose columns are the right-hand sides for the systems of equations.</p> <p><i>work</i>(*) is a workspace array.</p> <p>The dimension of arrays <i>ap</i> and <i>afp</i> must be at least $\max(1, n(n+1)/2)$; the second dimension of <i>b</i> must be at least $\max(1, nrhs)$; the dimension of <i>work</i> must be at least $\max(1, 3*n)$ for real flavors and $\max(1, 2*n)$ for complex flavors.</p>
<i>ldb</i>	INTEGER. The first dimension of <i>b</i> ; $ldb \geq \max(1, n)$.
<i>equed</i>	<p>CHARACTER*1. Must be 'N' or 'Y'.</p> <p><i>equed</i> is an input argument if <i>fact</i> = 'F'. It specifies the form of equilibration that was done:</p> <p>if <i>equed</i> = 'N', no equilibration was done (always true if <i>fact</i> = 'N');</p> <p>if <i>equed</i> = 'Y', equilibration was done, that is, <i>A</i> has been replaced by $diag(s) * A * diag(s)$.</p>
<i>s</i>	<p>REAL for single precision flavors DOUBLE PRECISION for double precision flavors.</p> <p>Array, DIMENSION (<i>n</i>). The array <i>s</i> contains the scale factors for <i>A</i>. This array is an input argument if <i>fact</i> = 'F' only; otherwise it is an output argument.</p>

If *equed* = 'N', *s* is not accessed.
 If *fact* = 'F' and *equed* = 'Y', each element of *s* must be positive.

ldx INTEGER. The first dimension of the output array *x*; $ldx \geq \max(1, n)$.

iwork INTEGER. Workspace array, DIMENSION at least $\max(1, n)$; used in real flavors only.

rwork REAL for cppsvx;
 DOUBLE PRECISION for zppsvx.
 Workspace array, DIMENSION at least $\max(1, n)$; used in complex flavors only.

Output Parameters

x REAL for sppsvx
 DOUBLE PRECISION for dppsvx
 COMPLEX for cppsvx
 DOUBLE COMPLEX for zppsvx.
 Array, DIMENSION (*ldx*, *).
 If *info* = 0 or *info* = *n*+1, the array *x* contains the solution matrix *X* to the *original* system of equations. Note that if *equed* = 'Y', *A* and *B* are modified on exit, and the solution to the equilibrated system is $\text{inv}(\text{diag}(s)) * X$. The second dimension of *x* must be at least $\max(1, nrhs)$.

ap Array *ap* is not modified on exit if *fact* = 'F' or 'N', or if *fact* = 'E' and *equed* = 'N'.
 If *fact* = 'E' and *equed* = 'Y', *A* is overwritten by $\text{diag}(s) * A * \text{diag}(s)$.

afp If *fact* = 'N' or 'E', then *afp* is an output argument and on exit returns the triangular factor *U* or *L* from the Cholesky factorization $A = U^T * U$ or $A = L * L^T$ (real routines), $A = U^H * U$ or $A = L * L^H$ (complex routines) of the original matrix *A* (if *fact* = 'N'), or of the equilibrated matrix *A* (if *fact* = 'E'). See the description of *ap* for the form of the equilibrated matrix.

b Overwritten by $\text{diag}(s) * B$, if *equed* = 'Y'; not changed if *equed* = 'N'.

<i>s</i>	This array is an output argument if <i>fact</i> \neq 'F'. See the description of <i>s</i> in <i>Input Arguments</i> section.
<i>rcond</i>	REAL for single precision flavors DOUBLE PRECISION for double precision flavors. An estimate of the reciprocal condition number of the matrix <i>A</i> after equilibration (if done). If <i>rcond</i> is less than the machine precision (in particular, if <i>rcond</i> = 0), the matrix is singular to working precision. This condition is indicated by a return code of <i>info</i> > 0.
<i>ferr</i>	REAL for single precision flavors DOUBLE PRECISION for double precision flavors. Array, DIMENSION at least $\max(1, \text{nrhs})$. Contains the estimated forward error bound for each solution vector <i>x</i> (<i>j</i>) (the <i>j</i> -th column of the solution matrix <i>X</i>). If <i>xtrue</i> is the true solution corresponding to <i>x</i> (<i>j</i>), <i>ferr</i> (<i>j</i>) is an estimated upper bound for the magnitude of the largest element in (<i>x</i> (<i>j</i>) - <i>xtrue</i>) divided by the magnitude of the largest element in <i>x</i> (<i>j</i>). The estimate is as reliable as the estimate for <i>rcond</i> , and is almost always a slight overestimate of the true error.
<i>berr</i>	REAL for single precision flavors DOUBLE PRECISION for double precision flavors. Array, DIMENSION at least $\max(1, \text{nrhs})$. Contains the component-wise relative backward error for each solution vector <i>x</i> (<i>j</i>), that is, the smallest relative change in any element of <i>A</i> or <i>B</i> that makes <i>x</i> (<i>j</i>) an exact solution.
<i>equed</i>	If <i>fact</i> \neq 'F', then <i>equed</i> is an output argument. It specifies the form of equilibration that was done (see the description of <i>equed</i> in <i>Input Arguments</i> section).
<i>info</i>	INTEGER. If <i>info</i> =0, the execution is successful. If <i>info</i> = - <i>i</i> , the <i>i</i> -th parameter had an illegal value. If <i>info</i> = <i>i</i> , and <i>i</i> \leq <i>n</i> , the leading minor of order <i>i</i> (and therefore the matrix <i>A</i> itself) is not positive-definite, so the factorization could not be completed, and the solution and error bounds could not be computed; <i>rcond</i> = 0 is returned.

If $info = i$, and $i = n + 1$, then U is nonsingular, but $rcond$ is less than machine precision, meaning that the matrix is singular to working precision. Nevertheless, the solution and error bounds are computed because there are a number of situations where the computed solution can be more accurate than the value of $rcond$ would suggest.

Fortran 95 Interface Notes

Routines in Fortran 95 interface have fewer arguments in the calling sequence than their FORTRAN 77 counterparts. For general conventions applied to skip redundant or reconstructible arguments, see [Fortran 95 Interface Conventions](#).

Specific details for the routine `ppsvx` interface are as follows:

<i>ap</i>	Holds the array A of size $(n * (n + 1) / 2)$.
<i>b</i>	Holds the matrix B of size $(n, nrhs)$.
<i>x</i>	Holds the matrix X of size $(n, nrhs)$.
<i>afp</i>	Holds the matrix AF of size $(n * (n + 1) / 2)$.
<i>s</i>	Holds the vector of length n . Default value for each element is $s(i) = 1.0_WP$.
<i>ferr</i>	Holds the vector of length $(nrhs)$.
<i>berr</i>	Holds the vector of length $(nrhs)$.
<i>uplo</i>	Must be 'U' or 'L'. The default value is 'U'.
<i>fact</i>	Must be 'N', 'E', or 'F'. The default value is 'N'. If $fact = 'F'$, then <i>af</i> must be present; otherwise, an error is returned.
<i>equed</i>	Must be 'N' or 'Y'. The default value is 'N'.

?pbsv

Computes the solution to the system of linear equations with a symmetric or Hermitian positive-definite band matrix A and multiple right-hand sides.

Syntax

FORTRAN 77:

```
call spbsv( uplo, n, kd, nrhs, ab, ldab, b, ldb, info )
```

```
call dpbsv( uplo, n, kd, nrhs, ab, ldab, b, ldb, info )
call cpbsv( uplo, n, kd, nrhs, ab, ldab, b, ldb, info )
call zpbsv( uplo, n, kd, nrhs, ab, ldab, b, ldb, info )
```

Fortran 95:

```
call pbsv( ab, b [,uplo] [,info] )
```

Description

This routine is declared in `mkl_lapack.fi` for FORTRAN 77 interface, in `lapack.f90` for Fortran 95 interface, and in `mkl_lapack.h` for C interface.

The routine solves for X the real or complex system of linear equations $A^*X = B$, where A is an n -by- n symmetric/Hermitian positive definite band matrix, the columns of matrix B are individual right-hand sides, and the columns of X are the corresponding solutions.

The Cholesky decomposition is used to factor A as

$A = U^T * U$ (real flavors) and $A = U^H * U$ (complex flavors), if $uplo = 'U'$

or $A = L * L^T$ (real flavors) and $A = L * L^H$ (complex flavors), if $uplo = 'L'$,

where U is an upper triangular band matrix and L is a lower triangular band matrix, with the same number of superdiagonals or subdiagonals as A . The factored form of A is then used to solve the system of equations $A^*X = B$.

Input Parameters

<i>uplo</i>	CHARACTER*1. Must be 'U' or 'L'. Indicates whether the upper or lower triangular part of A is stored: If $uplo = 'U'$, the upper triangle of A is stored. If $uplo = 'L'$, the lower triangle of A is stored.
<i>n</i>	INTEGER. The order of matrix A ; $n \geq 0$.
<i>kd</i>	INTEGER. The number of superdiagonals of the matrix A if $uplo = 'U'$, or the number of subdiagonals if $uplo = 'L'$; $kd \geq 0$.
<i>nrhs</i>	INTEGER. The number of right-hand sides, the number of columns in B ; $nrhs \geq 0$.
<i>ab, b</i>	REAL for spbsv DOUBLE PRECISION for dpbsv COMPLEX for cpbsv

DOUBLE COMPLEX for `zpbsv`.

Arrays: `ab(ldab, *)`, `b(ldb, *)`. The array `ab` contains the upper or the lower triangular part of the matrix `A` (as specified by `uplo`) in *band storage* (see [Matrix Storage Schemes](#)). The second dimension of `ab` must be at least $\max(1, n)$.

The array `b` contains the matrix `B` whose columns are the right-hand sides for the systems of equations. The second dimension of `b` must be at least $\max(1, nrhs)$.

`ldab` INTEGER. The first dimension of the array `ab`; $ldab \geq kd + 1$.

`ldb` INTEGER. The first dimension of `b`; $ldb \geq \max(1, n)$.

Output Parameters

`ab` The upper or lower triangular part of `A` (in band storage) is overwritten by the Cholesky factor `U` or `L`, as specified by `uplo`, in the same storage format as `A`.

`b` Overwritten by the solution matrix `X`.

`info` INTEGER. If `info = 0`, the execution is successful.
 If `info = -i`, the `i`-th parameter had an illegal value.
 If `info = i`, the leading minor of order `i` (and therefore the matrix `A` itself) is not positive-definite, so the factorization could not be completed, and the solution has not been computed.

Fortran 95 Interface Notes

Routines in Fortran 95 interface have fewer arguments in the calling sequence than their FORTRAN 77 counterparts. For general conventions applied to skip redundant or reconstructible arguments, see [Fortran 95 Interface Conventions](#).

Specific details for the routine `pbsv` interface are as follows:

`ab` Holds the array `A` of size $(kd+1, n)$.
`b` Holds the matrix `B` of size $(n, nrhs)$.
`uplo` Must be 'U' or 'L'. The default value is 'U'.

?pbsvx

Uses the Cholesky factorization to compute the solution to the system of linear equations with a symmetric (Hermitian) positive-definite band matrix A , and provides error bounds on the solution.

Syntax

FORTRAN 77:

```
call spbsvx( fact, uplo, n, kd, nrhs, ab, ldab, afb, ldafb, equed, s, b, ldb,
x, ldx, rcond, ferr, berr, work, iwork, info )

call dpbsvx( fact, uplo, n, kd, nrhs, ab, ldab, afb, ldafb, equed, s, b, ldb,
x, ldx, rcond, ferr, berr, work, iwork, info )

call cpbsvx( fact, uplo, n, kd, nrhs, ab, ldab, afb, ldafb, equed, s, b, ldb,
x, ldx, rcond, ferr, berr, work, iwork, info )

call zpbsvx( fact, uplo, n, kd, nrhs, ab, ldab, afb, ldafb, equed, s, b, ldb,
x, ldx, rcond, ferr, berr, work, iwork, info )
```

Fortran 95:

```
call pbsvx( ab, b, x [,uplo] [,afb] [,fact] [,equed] [,s] [,ferr] [,berr]
[,rcond] [,info] )
```

Description

This routine is declared in `mkl_lapack.fi` for FORTRAN 77 interface, in `lapack.f90` for Fortran 95 interface, and in `mkl_lapack.h` for C interface.

The routine uses the Cholesky factorization $A=U^T*U$ (real flavors) / $A=U^H*U$ (complex flavors) or $A=L*L^T$ (real flavors) / $A=L*L^H$ (complex flavors) to compute the solution to a real or complex system of linear equations $A*X = B$, where A is a n -by- n symmetric or Hermitian positive definite band matrix, the columns of matrix B are individual right-hand sides, and the columns of X are the corresponding solutions.

Error bounds on the solution and a condition estimate are also provided.

The routine ?pbsvx performs the following steps:

1. If `fact = 'E'`, real scaling factors s are computed to equilibrate the system:

$$\text{diag}(s)*A*\text{diag}(s)*\text{inv}(\text{diag}(s))*X = \text{diag}(s)*B.$$

Whether or not the system will be equilibrated depends on the scaling of the matrix A , but if equilibration is used, A is overwritten by $diag(s) * A * diag(s)$ and B by $diag(s) * B$.

2. If $fact = 'N'$ or $'E'$, the Cholesky decomposition is used to factor the matrix A (after equilibration if $fact = 'E'$) as

$A = U^T * U$ (real), $A = U^H * U$ (complex), if $uplo = 'U'$,

or $A = L * L^T$ (real), $A = L * L^H$ (complex), if $uplo = 'L'$,

where U is an upper triangular band matrix and L is a lower triangular band matrix.

3. If the leading i -by- i principal minor is not positive definite, then the routine returns with $info = i$. Otherwise, the factored form of A is used to estimate the condition number of the matrix A . If the reciprocal of the condition number is less than machine precision, $info = n+1$ is returned as a warning, but the routine still goes on to solve for x and compute error bounds as described below.
4. The system of equations is solved for x using the factored form of A .
5. Iterative refinement is applied to improve the computed solution matrix and calculate error bounds and backward error estimates for it.
6. If equilibration was used, the matrix x is premultiplied by $diag(s)$ so that it solves the original system before equilibration.

Input Parameters

fact

CHARACTER*1. Must be 'F', 'N', or 'E'.

Specifies whether or not the factored form of the matrix A is supplied on entry, and if not, whether the matrix A should be equilibrated before it is factored.

If $fact = 'F'$: on entry, *afb* contains the factored form of A . If $equed = 'Y'$, the matrix A has been equilibrated with scaling factors given by s .

ab and *afb* will not be modified.

If $fact = 'N'$, the matrix A will be copied to *afb* and factored.

If $fact = 'E'$, the matrix A will be equilibrated if necessary, then copied to *afb* and factored.

uplo

CHARACTER*1. Must be 'U' or 'L'.

Indicates whether the upper or lower triangular part of A is stored:

If $uplo = 'U'$, the upper triangle of A is stored.

If $uplo = 'L'$, the lower triangle of A is stored.

<i>n</i>	INTEGER. The order of matrix <i>A</i> ; $n \geq 0$.
<i>kd</i>	INTEGER. The number of superdiagonals or subdiagonals in the matrix <i>A</i> ; $kd \geq 0$.
<i>nrhs</i>	INTEGER. The number of right-hand sides, the number of columns in <i>B</i> ; $nrhs \geq 0$.
<i>ab,afb,b,work</i>	<p>REAL for spbsvx DOUBLE PRECISION for dpbsvx COMPLEX for cpbsvx DOUBLE COMPLEX for zpbsvx.</p> <p>Arrays: <i>ab</i>(<i>ldab</i>,*), <i>afb</i>(<i>ldab</i>,*), <i>b</i>(<i>ldb</i>,*), <i>work</i>(*).</p> <p>The array <i>ab</i> contains the upper or lower triangle of the matrix <i>A</i> in <i>band storage</i> (see Matrix Storage Schemes).</p> <p>If <i>fact</i> = 'F' and <i>equed</i> = 'Y', then <i>ab</i> must contain the equilibrated matrix $diag(s)*A*diag(s)$. The second dimension of <i>ab</i> must be at least $\max(1, n)$.</p> <p>The array <i>afb</i> is an input argument if <i>fact</i> = 'F'. It contains the triangular factor <i>U</i> or <i>L</i> from the Cholesky factorization of the band matrix <i>A</i> in the same storage format as <i>A</i>. If <i>equed</i> = 'Y', then <i>afb</i> is the factored form of the equilibrated matrix <i>A</i>. The second dimension of <i>afb</i> must be at least $\max(1, n)$.</p> <p>The array <i>b</i> contains the matrix <i>B</i> whose columns are the right-hand sides for the systems of equations. The second dimension of <i>b</i> must be at least $\max(1, nrhs)$.</p> <p><i>work</i>(*) is a workspace array.</p> <p>The dimension of <i>work</i> must be at least $\max(1, 3*n)$ for real flavors, and at least $\max(1, 2*n)$ for complex flavors.</p>
<i>ldab</i>	INTEGER. The first dimension of <i>ab</i> ; $ldab \geq kd+1$.
<i>ldaafb</i>	INTEGER. The first dimension of <i>afb</i> ; $ldaafb \geq kd+1$.
<i>ldb</i>	INTEGER. The first dimension of <i>b</i> ; $ldb \geq \max(1, n)$.
<i>equed</i>	<p>CHARACTER*1. Must be 'N' or 'Y'.</p> <p><i>equed</i> is an input argument if <i>fact</i> = 'F'. It specifies the form of equilibration that was done:</p> <p>if <i>equed</i> = 'N', no equilibration was done (always true if <i>fact</i> = 'N')</p> <p>if <i>equed</i> = 'Y', equilibration was done, that is, <i>A</i> has been replaced by $diag(s)*A*diag(s)$.</p>

<i>s</i>	<p>REAL for single precision flavors DOUBLE PRECISION for double precision flavors. Array, DIMENSION (<i>n</i>). The array <i>s</i> contains the scale factors for <i>A</i>. This array is an input argument if <i>fact</i> = 'F' only; otherwise it is an output argument. If <i>equed</i> = 'N', <i>s</i> is not accessed. If <i>fact</i> = 'F' and <i>equed</i> = 'Y', each element of <i>s</i> must be positive.</p>
<i>ldx</i>	<p>INTEGER. The first dimension of the output array <i>x</i>; $ldx \geq \max(1, n)$.</p>
<i>iwork</i>	<p>INTEGER. Workspace array, DIMENSION at least $\max(1, n)$; used in real flavors only.</p>
<i>rwork</i>	<p>REAL for cpbsvx DOUBLE PRECISION for zpbsvx. Workspace array, DIMENSION at least $\max(1, n)$; used in complex flavors only.</p>

Output Parameters

<i>x</i>	<p>REAL for spbsvx DOUBLE PRECISION for dpbsvx COMPLEX for cpbsvx DOUBLE COMPLEX for zpbsvx. Array, DIMENSION (<i>ldx</i>, *). If <i>info</i> = 0 or <i>info</i> = <i>n</i>+1, the array <i>x</i> contains the solution matrix <i>X</i> to the <i>original</i> system of equations. Note that if <i>equed</i> = 'Y', <i>A</i> and <i>B</i> are modified on exit, and the solution to the equilibrated system is $\text{inv}(\text{diag}(s)) * X$. The second dimension of <i>x</i> must be at least $\max(1, nrhs)$.</p>
<i>ab</i>	<p>On exit, if <i>fact</i> = 'E' and <i>equed</i> = 'Y', <i>A</i> is overwritten by $\text{diag}(s) * A * \text{diag}(s)$.</p>
<i>afb</i>	<p>If <i>fact</i> = 'N' or 'E', then <i>afb</i> is an output argument and on exit returns the triangular factor <i>U</i> or <i>L</i> from the Cholesky factorization $A = U^T * U$ or $A = L * L^T$ (real routines), $A = U^H * U$ or $A = L * L^H$ (complex routines) of the original matrix <i>A</i> (if <i>fact</i> = 'N'), or of the equilibrated matrix <i>A</i> (if <i>fact</i> = 'E'). See the description of <i>ab</i> for the form of the equilibrated matrix.</p>

<i>b</i>	Overwritten by $\text{diag}(s)*B$, if <i>equed</i> = 'Y'; not changed if <i>equed</i> = 'N'.
<i>s</i>	This array is an output argument if <i>fact</i> \neq 'F'. See the description of <i>s</i> in <i>Input Arguments</i> section.
<i>rcond</i>	REAL for single precision flavors DOUBLE PRECISION for double precision flavors. An estimate of the reciprocal condition number of the matrix <i>A</i> after equilibration (if done). If <i>rcond</i> is less than the machine precision (in particular, if <i>rcond</i> = 0), the matrix is singular to working precision. This condition is indicated by a return code of <i>info</i> > 0.
<i>ferr</i>	REAL for single precision flavors DOUBLE PRECISION for double precision flavors. Array, DIMENSION at least $\max(1, \text{nrhs})$. Contains the estimated forward error bound for each solution vector $x(j)$ (the <i>j</i> -th column of the solution matrix <i>X</i>). If <i>xtrue</i> is the true solution corresponding to $x(j)$, <i>ferr</i> (<i>j</i>) is an estimated upper bound for the magnitude of the largest element in $(x(j) - xtrue)$ divided by the magnitude of the largest element in $x(j)$. The estimate is as reliable as the estimate for <i>rcond</i> , and is almost always a slight overestimate of the true error.
<i>berr</i>	REAL for single precision flavors DOUBLE PRECISION for double precision flavors. Array, DIMENSION at least $\max(1, \text{nrhs})$. Contains the component-wise relative backward error for each solution vector $x(j)$, that is, the smallest relative change in any element of <i>A</i> or <i>B</i> that makes $x(j)$ an exact solution.
<i>equed</i>	If <i>fact</i> \neq 'F', then <i>equed</i> is an output argument. It specifies the form of equilibration that was done (see the description of <i>equed</i> in <i>Input Arguments</i> section).
<i>info</i>	INTEGER. If <i>info</i> = 0, the execution is successful. If <i>info</i> = - <i>i</i> , the <i>i</i> -th parameter had an illegal value. If <i>info</i> = <i>i</i> , and $i \leq n$, the leading minor of order <i>i</i> (and therefore the matrix <i>A</i> itself) is not positive definite, so the factorization could not be completed, and the solution and error bounds could not be computed; <i>rcond</i> =0 is returned. If <i>info</i> = <i>i</i> , and $i = n + 1$, then <i>U</i> is nonsingular, but <i>rcond</i> is less than machine precision, meaning that the matrix is singular to working precision. Nevertheless, the solution

and error bounds are computed because there are a number of situations where the computed solution can be more accurate than the value of *rcond* would suggest.

Fortran 95 Interface Notes

Routines in Fortran 95 interface have fewer arguments in the calling sequence than their FORTRAN 77 counterparts. For general conventions applied to skip redundant or reconstructible arguments, see [Fortran 95 Interface Conventions](#).

Specific details for the routine `pbsvx` interface are as follows:

<i>ab</i>	Holds the array <i>A</i> of size $(kd+1, n)$.
<i>b</i>	Holds the matrix <i>B</i> of size $(n, nrhs)$.
<i>x</i>	Holds the matrix <i>X</i> of size $(n, nrhs)$.
<i>afb</i>	Holds the array <i>AF</i> of size $(kd+1, n)$.
<i>s</i>	Holds the vector with the number of elements <i>n</i> . Default value for each element is $s(i) = 1.0_WP$.
<i>ferr</i>	Holds the vector with the number of elements <i>nrhs</i> .
<i>berr</i>	Holds the vector with the number of elements <i>nrhs</i> .
<i>uplo</i>	Must be 'U' or 'L'. The default value is 'U'.
<i>fact</i>	Must be 'N', 'E', or 'F'. The default value is 'N'. If <i>fact</i> = 'F', then <i>af</i> must be present; otherwise, an error is returned.
<i>equed</i>	Must be 'N' or 'Y'. The default value is 'N'.

?ptsv

Computes the solution to the system of linear equations with a symmetric or Hermitian positive definite tridiagonal matrix A and multiple right-hand sides.

Syntax

FORTRAN 77:

```
call sptsv( n, nrhs, d, e, b, ldb, info )
call dptsv( n, nrhs, d, e, b, ldb, info )
call cptsv( n, nrhs, d, e, b, ldb, info )
```

```
call zptsv( n, nrhs, d, e, b, ldb, info )
```

Fortran 95:

```
call ptsv( d, e, b [,info] )
```

Description

This routine is declared in `mkl_lapack.fi` for FORTRAN 77 interface, in `lapack.f90` for Fortran 95 interface, and in `mkl_lapack.h` for C interface.

The routine solves for X the real or complex system of linear equations $A^*X = B$, where A is an n -by- n symmetric/Hermitian positive-definite tridiagonal matrix, the columns of matrix B are individual right-hand sides, and the columns of X are the corresponding solutions.

A is factored as $A = L^*D^*L^T$ (real flavors) or $A = L^*D^*L^H$ (complex flavors), and the factored form of A is then used to solve the system of equations $A^*X = B$.

Input Parameters

n	INTEGER. The order of matrix A ; $n \geq 0$.
$nrhs$	INTEGER. The number of right-hand sides, the number of columns in B ; $nrhs \geq 0$.
d	REAL for single precision flavors DOUBLE PRECISION for double precision flavors. Array, dimension at least $\max(1, n)$. Contains the diagonal elements of the tridiagonal matrix A .
e, b	REAL for <code>sptsv</code> DOUBLE PRECISION for <code>dptsv</code> COMPLEX for <code>cptsv</code> DOUBLE COMPLEX for <code>zptsv</code> . Arrays: $e(n - 1)$, $b(ldb, *)$. The array e contains the $(n - 1)$ subdiagonal elements of A . The array b contains the matrix B whose columns are the right-hand sides for the systems of equations. The second dimension of b must be at least $\max(1, nrhs)$.
ldb	INTEGER. The first dimension of b ; $ldb \geq \max(1, n)$.

Output Parameters

<i>d</i>	Overwritten by the <i>n</i> diagonal elements of the diagonal matrix <i>D</i> from the $L^*D^*L^T$ (real)/ $L^*D^*L^H$ (complex) factorization of <i>A</i> .
<i>e</i>	Overwritten by the (<i>n</i> - 1) subdiagonal elements of the unit bidiagonal factor <i>L</i> from the factorization of <i>A</i> .
<i>b</i>	Overwritten by the solution matrix <i>X</i> .
<i>info</i>	INTEGER. If <i>info</i> = 0, the execution is successful. If <i>info</i> = - <i>i</i> , the <i>i</i> -th parameter had an illegal value. If <i>info</i> = <i>i</i> , the leading minor of order <i>i</i> (and therefore the matrix <i>A</i> itself) is not positive-definite, and the solution has not been computed. The factorization has not been completed unless <i>i</i> = <i>n</i> .

Fortran 95 Interface Notes

Routines in Fortran 95 interface have fewer arguments in the calling sequence than their FORTRAN 77 counterparts. For general conventions applied to skip redundant or reconstructible arguments, see [Fortran 95 Interface Conventions](#).

Specific details for the routine `ptsv` interface are as follows:

<i>d</i>	Holds the vector of length <i>n</i> .
<i>e</i>	Holds the vector of length (<i>n</i> -1).
<i>b</i>	Holds the matrix <i>B</i> of size (<i>n</i> , <i>nrhs</i>).

?ptsvx

*Uses factorization to compute the solution to the system of linear equations with a symmetric (Hermitian) positive definite tridiagonal matrix *A*, and provides error bounds on the solution.*

Syntax

FORTRAN 77:

```
call sptsvx( fact, n, nrhs, d, e, df, ef, b, ldb, x, ldx, rcond, ferr, berr,
work, info )

call dptsvx( fact, n, nrhs, d, e, df, ef, b, ldb, x, ldx, rcond, ferr, berr,
work, info )
```

```
call cptsvx( fact, n, nrhs, d, e, df, ef, b, ldb, x, ldx, rcond, ferr, berr,
work, rwork, info )

call zptsvx( fact, n, nrhs, d, e, df, ef, b, ldb, x, ldx, rcond, ferr, berr,
work, rwork, info )
```

Fortran 95:

```
call ptsvx( d, e, b, x [,df] [,ef] [,fact] [,ferr] [,berr] [,rcond] [,info] )
```

Description

This routine is declared in `mkl_lapack.fi` for FORTRAN 77 interface, in `lapack.f90` for Fortran 95 interface, and in `mkl_lapack.h` for C interface.

The routine uses the Cholesky factorization $A = L^*D^*L^T$ (real)/ $A = L^*D^*L^H$ (complex) to compute the solution to a real or complex system of linear equations $A^*X = B$, where A is a n -by- n symmetric or Hermitian positive definite tridiagonal matrix, the columns of matrix B are individual right-hand sides, and the columns of X are the corresponding solutions.

Error bounds on the solution and a condition estimate are also provided.

The routine `?ptsvx` performs the following steps:

1. If `fact = 'N'`, the matrix A is factored as $A = L^*D^*L^T$ (real flavors)/ $A = L^*D^*L^H$ (complex flavors), where L is a unit lower bidiagonal matrix and D is diagonal. The factorization can also be regarded as having the form $A = U^T^*D^*U$ (real flavors)/ $A = U^H^*D^*U$ (complex flavors).
2. If the leading i -by- i principal minor is not positive-definite, then the routine returns with `info = i`. Otherwise, the factored form of A is used to estimate the condition number of the matrix A . If the reciprocal of the condition number is less than machine precision, `info = n+1` is returned as a warning, but the routine still goes on to solve for X and compute error bounds as described below.
3. The system of equations is solved for X using the factored form of A .
4. Iterative refinement is applied to improve the computed solution matrix and calculate error bounds and backward error estimates for it.

Input Parameters

`fact` CHARACTER*1. Must be 'F' or 'N'.
Specifies whether or not the factored form of the matrix A is supplied on entry.

	<p>If <i>fact</i> = 'F': on entry, <i>df</i> and <i>ef</i> contain the factored form of <i>A</i>. Arrays <i>d</i>, <i>e</i>, <i>df</i>, and <i>ef</i> will not be modified. If <i>fact</i> = 'N', the matrix <i>A</i> will be copied to <i>df</i> and <i>ef</i>, and factored.</p>
<i>n</i>	INTEGER. The order of matrix <i>A</i> ; $n \geq 0$.
<i>nrhs</i>	INTEGER. The number of right-hand sides, the number of columns in <i>B</i> ; $nrhs \geq 0$.
<i>d</i> , <i>df</i> , <i>rwork</i>	<p>REAL for single precision flavors DOUBLE PRECISION for double precision flavors. Arrays: <i>d</i>(<i>n</i>), <i>df</i>(<i>n</i>), <i>rwork</i>(<i>n</i>). The array <i>d</i> contains the <i>n</i> diagonal elements of the tridiagonal matrix <i>A</i>. The array <i>df</i> is an input argument if <i>fact</i> = 'F' and on entry contains the <i>n</i> diagonal elements of the diagonal matrix <i>D</i> from the $L^*D^*L^T$ (real)/$L^*D^*L^H$ (complex) factorization of <i>A</i>. The array <i>rwork</i> is a workspace array used for complex flavors only.</p>
<i>e</i> , <i>ef</i> , <i>b</i> , <i>work</i>	<p>REAL for sptsvx DOUBLE PRECISION for dptsvx COMPLEX for cptsvx DOUBLE COMPLEX for zptsvx. Arrays: <i>e</i>(<i>n</i> - 1), <i>ef</i>(<i>n</i> - 1), <i>b</i>(<i>ldb</i>*), <i>work</i>(*). The array <i>e</i> contains the (<i>n</i> - 1) subdiagonal elements of the tridiagonal matrix <i>A</i>. The array <i>ef</i> is an input argument if <i>fact</i> = 'F' and on entry contains the (<i>n</i> - 1) subdiagonal elements of the unit bidiagonal factor <i>L</i> from the $L^*D^*L^T$ (real)/$L^*D^*L^H$ (complex) factorization of <i>A</i>. The array <i>b</i> contains the matrix <i>B</i> whose columns are the right-hand sides for the systems of equations. The array <i>work</i> is a workspace array. The dimension of <i>work</i> must be at least $2*n$ for real flavors, and at least <i>n</i> for complex flavors.</p>
<i>ldb</i>	INTEGER. The leading dimension of <i>b</i> ; $ldb \geq \max(1, n)$.
<i>ldx</i>	INTEGER. The leading dimension of <i>x</i> ; $ldx \geq \max(1, n)$.

Output Parameters

<i>x</i>	<p>REAL for sptsvx DOUBLE PRECISION for dptsvx COMPLEX for cptsvx</p>
----------	---

	DOUBLE COMPLEX for <code>zptsvx</code> . Array, DIMENSION (<code>ldx</code> , *). If <code>info = 0</code> or <code>info = n+1</code> , the array <code>x</code> contains the solution matrix <code>x</code> to the system of equations. The second dimension of <code>x</code> must be at least <code>max(1, nrhs)</code> .
<code>df, ef</code>	These arrays are output arguments if <code>fact = 'N'</code> . See the description of <code>df, ef</code> in <i>Input Arguments</i> section.
<code>rcond</code>	REAL for single precision flavors DOUBLE PRECISION for double precision flavors. An estimate of the reciprocal condition number of the matrix <code>A</code> after equilibration (if done). If <code>rcond</code> is less than the machine precision (in particular, if <code>rcond = 0</code>), the matrix is singular to working precision. This condition is indicated by a return code of <code>info > 0</code> .
<code>ferr</code>	REAL for single precision flavors DOUBLE PRECISION for double precision flavors. Array, DIMENSION at least <code>max(1, nrhs)</code> . Contains the estimated forward error bound for each solution vector <code>x(j)</code> (the j -th column of the solution matrix <code>X</code>). If <code>xtrue</code> is the true solution corresponding to <code>x(j)</code> , <code>ferr(j)</code> is an estimated upper bound for the magnitude of the largest element in $(x(j) - xtrue)$ divided by the magnitude of the largest element in <code>x(j)</code> . The estimate is as reliable as the estimate for <code>rcond</code> , and is almost always a slight overestimate of the true error.
<code>berr</code>	REAL for single precision flavors DOUBLE PRECISION for double precision flavors. Array, DIMENSION at least <code>max(1, nrhs)</code> . Contains the component-wise relative backward error for each solution vector <code>x(j)</code> , that is, the smallest relative change in any element of <code>A</code> or <code>B</code> that makes <code>x(j)</code> an exact solution.
<code>info</code>	INTEGER. If <code>info = 0</code> , the execution is successful. If <code>info = -i</code> , the i -th parameter had an illegal value. If <code>info = i</code> , and $i \leq n$, the leading minor of order i (and therefore the matrix <code>A</code> itself) is not positive-definite, so the factorization could not be completed, and the solution and error bounds could not be computed; <code>rcond = 0</code> is returned.

If $info = i$, and $i = n + 1$, then U is nonsingular, but $rcond$ is less than machine precision, meaning that the matrix is singular to working precision. Nevertheless, the solution and error bounds are computed because there are a number of situations where the computed solution can be more accurate than the value of $rcond$ would suggest.

Fortran 95 Interface Notes

Routines in Fortran 95 interface have fewer arguments in the calling sequence than their FORTRAN 77 counterparts. For general conventions applied to skip redundant or reconstructible arguments, see [Fortran 95 Interface Conventions](#).

Specific details for the routine `ptsvx` interface are as follows:

<i>d</i>	Holds the vector of length n .
<i>e</i>	Holds the vector of length $(n-1)$.
<i>b</i>	Holds the matrix B of size $(n, nrhs)$.
<i>x</i>	Holds the matrix X of size $(n, nrhs)$.
<i>df</i>	Holds the vector of length n .
<i>ef</i>	Holds the vector of length $(n-1)$.
<i>ferr</i>	Holds the vector of length $(nrhs)$.
<i>berr</i>	Holds the vector of length $(nrhs)$.
<i>fact</i>	Must be 'N' or 'F'. The default value is 'N'. If <i>fact</i> = 'F', then both arguments <i>af</i> and <i>ipiv</i> must be present; otherwise, an error is returned.

?sysv

Computes the solution to the system of linear equations with a real or complex symmetric matrix A and multiple right-hand sides.

Syntax

FORTRAN 77:

```
call ssysv( uplo, n, nrhs, a, lda, ipiv, b, ldb, work, lwork, info )
call dsysv( uplo, n, nrhs, a, lda, ipiv, b, ldb, work, lwork, info )
call csysv( uplo, n, nrhs, a, lda, ipiv, b, ldb, work, lwork, info )
```

```
call zsysv( uplo, n, nrhs, a, lda, ipiv, b, ldb, work, lwork, info )
```

Fortran 95:

```
call sysv( a, b [,uplo] [,ipiv] [,info] )
```

Description

This routine is declared in `mkl_lapack.fi` for FORTRAN 77 interface, in `lapack.f90` for Fortran 95 interface, and in `mkl_lapack.h` for C interface.

The routine solves for X the real or complex system of linear equations $A \cdot X = B$, where A is an n -by- n symmetric matrix, the columns of matrix B are individual right-hand sides, and the columns of X are the corresponding solutions.

The diagonal pivoting method is used to factor A as $A = U \cdot D \cdot U^T$ or $A = L \cdot D \cdot L^T$, where U (or L) is a product of permutation and unit upper (lower) triangular matrices, and D is symmetric and block diagonal with 1-by-1 and 2-by-2 diagonal blocks.

The factored form of A is then used to solve the system of equations $A \cdot X = B$.

Input Parameters

<i>uplo</i>	CHARACTER*1. Must be 'U' or 'L'. Indicates whether the upper or lower triangular part of A is stored: If <i>uplo</i> = 'U', the upper triangle of A is stored. If <i>uplo</i> = 'L', the lower triangle of A is stored.
<i>n</i>	INTEGER. The order of matrix A ; $n \geq 0$.
<i>nrhs</i>	INTEGER. The number of right-hand sides; the number of columns in B ; $nrhs \geq 0$.
<i>a, b, work</i>	REAL for <code>ssysv</code> DOUBLE PRECISION for <code>dsysv</code> COMPLEX for <code>csysv</code> DOUBLE COMPLEX for <code>zsysv</code> . Arrays: <i>a</i> (<i>lda</i> ,*), <i>b</i> (<i>ldb</i> ,*), <i>work</i> (*). The array <i>a</i> contains the upper or the lower triangular part of the symmetric matrix A (see <i>uplo</i>). The second dimension of <i>a</i> must be at least $\max(1, n)$. The array <i>b</i> contains the matrix B whose columns are the right-hand sides for the systems of equations. The second dimension of <i>b</i> must be at least $\max(1, nrhs)$.

work is a workspace array, dimension at least $\max(1, lwork)$.

lda INTEGER. The first dimension of *a*; $lda \geq \max(1, n)$.

ldb INTEGER. The first dimension of *b*; $ldb \geq \max(1, n)$.

lwork INTEGER. The size of the *work* array; $lwork \geq 1$.
 If $lwork = -1$, then a workspace query is assumed; the routine only calculates the optimal size of the *work* array, returns this value as the first entry of the *work* array, and no error message related to *lwork* is issued by `xerbla`. See *Application Notes* below for details and for the suggested value of *lwork*.

Output Parameters

a If $info = 0$, *a* is overwritten by the block-diagonal matrix *D* and the multipliers used to obtain the factor *U* (or *L*) from the factorization of *A* as computed by `?sytrf`.

b If $info = 0$, *b* is overwritten by the solution matrix *X*.

ipiv INTEGER.
 Array, DIMENSION at least $\max(1, n)$. Contains details of the interchanges and the block structure of *D*, as determined by `?sytrf`.
 If $ipiv(i) = k > 0$, then d_{ii} is a 1-by-1 diagonal block, and the *i*-th row and column of *A* was interchanged with the *k*-th row and column.
 If $uplo = 'U'$ and $ipiv(i) = ipiv(i-1) = -m < 0$, then *D* has a 2-by-2 block in rows/columns *i* and *i-1*, and (*i-1*)-th row and column of *A* was interchanged with the *m*-th row and column.
 If $uplo = 'L'$ and $ipiv(i) = ipiv(i+1) = -m < 0$, then *D* has a 2-by-2 block in rows/columns *i* and *i+1*, and (*i+1*)-th row and column of *A* was interchanged with the *m*-th row and column.

work(1) If $info = 0$, on exit *work(1)* contains the minimum value of *lwork* required for optimum performance. Use this *lwork* for subsequent runs.

info INTEGER. If $info = 0$, the execution is successful.
 If $info = -i$, the *i*-th parameter had an illegal value.
 If $info = i$, d_{ii} is 0. The factorization has been completed, but *D* is exactly singular, so the solution could not be computed.

Fortran 95 Interface Notes

Routines in Fortran 95 interface have fewer arguments in the calling sequence than their FORTRAN 77 counterparts. For general conventions applied to skip redundant or reconstructible arguments, see [Fortran 95 Interface Conventions](#).

Specific details for the routine `sysv` interface are as follows:

<code>a</code>	Holds the matrix A of size (n, n) .
<code>b</code>	Holds the matrix B of size $(n, nrhs)$.
<code>ipiv</code>	Holds the vector of length n .
<code>uplo</code>	Must be 'U' or 'L'. The default value is 'U'.

Application Notes

For better performance, try using `lwork = n*blocksize`, where `blocksize` is a machine-dependent value (typically, 16 to 64) required for optimum performance of the *blocked algorithm*.

If you are in doubt how much workspace to supply, use a generous value of `lwork` for the first run or set `lwork = -1`.

If you choose the first option and set any of admissible `lwork` sizes, which is no less than the minimal value described, the routine completes the task, though probably not so fast as with a recommended workspace, and provides the recommended workspace in the first element of the corresponding array `work` on exit. Use this value (`work(1)`) for subsequent runs.

If you set `lwork = -1`, the routine returns immediately and provides the recommended workspace in the first element of the corresponding array (`work`). This operation is called a workspace query.

Note that if you set `lwork` to less than the minimal required value and not -1, the routine returns immediately with an error exit and does not provide any information on the recommended workspace.

?ssysvx

Uses the diagonal pivoting factorization to compute the solution to the system of linear equations with a real or complex symmetric matrix A , and provides error bounds on the solution.

Syntax

FORTRAN 77:

```
call ssysvx( fact, uplo, n, nrhs, a, lda, af, ldaf, ipiv, b, ldb, x, ldx,
             rcond, ferr, berr, work, lwork, iwork, info )

call dsysvx( fact, uplo, n, nrhs, a, lda, af, ldaf, ipiv, b, ldb, x, ldx,
             rcond, ferr, berr, work, lwork, iwork, info )

call csysvx( fact, uplo, n, nrhs, a, lda, af, ldaf, ipiv, b, ldb, x, ldx,
             rcond, ferr, berr, work, lwork, rwork, info )

call zsysvx( fact, uplo, n, nrhs, a, lda, af, ldaf, ipiv, b, ldb, x, ldx,
             rcond, ferr, berr, work, lwork, rwork, info )
```

Fortran 95:

```
call sysvx( a, b, x [,uplo] [,af] [,ipiv] [,fact] [,ferr] [,berr] [,rcond]
            [,info] )
```

Description

This routine is declared in `mkl_lapack.fi` for FORTRAN 77 interface, in `lapack.f90` for Fortran 95 interface, and in `mkl_lapack.h` for C interface.

The routine uses the diagonal pivoting factorization to compute the solution to a real or complex system of linear equations $A^*X = B$, where A is a n -by- n symmetric matrix, the columns of matrix B are individual right-hand sides, and the columns of X are the corresponding solutions.

Error bounds on the solution and a condition estimate are also provided.

The routine ?sysvx performs the following steps:

1. If `fact = 'N'`, the diagonal pivoting method is used to factor the matrix A . The form of the factorization is $A = U^*D^*U^T$ or $A = L^*D^*L^T$, where U (or L) is a product of permutation and unit upper (lower) triangular matrices, and D is symmetric and block diagonal with 1-by-1 and 2-by-2 diagonal blocks.

2. If some $d_{i,i} = 0$, so that D is exactly singular, then the routine returns with $info = i$. Otherwise, the factored form of A is used to estimate the condition number of the matrix A . If the reciprocal of the condition number is less than machine precision, $info = n+1$ is returned as a warning, but the routine still goes on to solve for x and compute error bounds as described below.
3. The system of equations is solved for x using the factored form of A .
4. Iterative refinement is applied to improve the computed solution matrix and calculate error bounds and backward error estimates for it.

Input Parameters

<i>fact</i>	<p>CHARACTER*1. Must be 'F' or 'N'.</p> <p>Specifies whether or not the factored form of the matrix A has been supplied on entry.</p> <p>If <i>fact</i> = 'F': on entry, <i>af</i> and <i>ipiv</i> contain the factored form of A. Arrays <i>a</i>, <i>af</i>, and <i>ipiv</i> will not be modified.</p> <p>If <i>fact</i> = 'N', the matrix A will be copied to <i>af</i> and factored.</p>
<i>uplo</i>	<p>CHARACTER*1. Must be 'U' or 'L'.</p> <p>Indicates whether the upper or lower triangular part of A is stored:</p> <p>If <i>uplo</i> = 'U', the upper triangle of A is stored.</p> <p>If <i>uplo</i> = 'L', the lower triangle of A is stored.</p>
<i>n</i>	<p>INTEGER. The order of matrix A; $n \geq 0$.</p>
<i>nrhs</i>	<p>INTEGER. The number of right-hand sides, the number of columns in B; $nrhs \geq 0$.</p>
<i>a,af,b,work</i>	<p>REAL for <i>ssysvx</i> DOUBLE PRECISION for <i>dsysvx</i> COMPLEX for <i>csysvx</i> DOUBLE COMPLEX for <i>zsysvx</i>.</p> <p>Arrays: <i>a(lda,*)</i>, <i>af(ldaf,*)</i>, <i>b(ldb,*)</i>, <i>work(*)</i>.</p> <p>The array <i>a</i> contains the upper or the lower triangular part of the symmetric matrix A (see <i>uplo</i>). The second dimension of <i>a</i> must be at least $\max(1, n)$.</p> <p>The array <i>af</i> is an input argument if <i>fact</i> = 'F'. It contains the block diagonal matrix D and the multipliers used to obtain the factor U or L from the factorization $A = U*D*U^{**T}$ or $A = L*D*L^{**T}$ as computed by ?sytrf. The second dimension of <i>af</i> must be at least $\max(1, n)$.</p>

	<p>The array <i>b</i> contains the matrix <i>B</i> whose columns are the right-hand sides for the systems of equations. The second dimension of <i>b</i> must be at least $\max(1, nrhs)$.</p> <p><i>work</i>(*) is a workspace array, dimension at least $\max(1, lwork)$.</p>
<i>lda</i>	INTEGER. The first dimension of <i>a</i> ; $lda \geq \max(1, n)$.
<i>ldaf</i>	INTEGER. The first dimension of <i>af</i> ; $ldaf \geq \max(1, n)$.
<i>ldb</i>	INTEGER. The first dimension of <i>b</i> ; $ldb \geq \max(1, n)$.
<i>ipiv</i>	<p>INTEGER.</p> <p>Array, DIMENSION at least $\max(1, n)$. The array <i>ipiv</i> is an input argument if <i>fact</i> = 'F'. It contains details of the interchanges and the block structure of <i>D</i>, as determined by ?sytrf.</p> <p>If <i>ipiv</i>(<i>i</i>) = <i>k</i> > 0, then <i>d_{ii}</i> is a 1-by-1 diagonal block, and the <i>i</i>-th row and column of <i>A</i> was interchanged with the <i>k</i>-th row and column.</p> <p>If <i>uplo</i> = 'U' and <i>ipiv</i>(<i>i</i>) = <i>ipiv</i>(<i>i</i>-1) = -<i>m</i> < 0, then <i>D</i> has a 2-by-2 block in rows/columns <i>i</i> and <i>i</i>-1, and (<i>i</i>-1)-th row and column of <i>A</i> was interchanged with the <i>m</i>-th row and column.</p> <p>If <i>uplo</i> = 'L' and <i>ipiv</i>(<i>i</i>) = <i>ipiv</i>(<i>i</i>+1) = -<i>m</i> < 0, then <i>D</i> has a 2-by-2 block in rows/columns <i>i</i> and <i>i</i>+1, and (<i>i</i>+1)-th row and column of <i>A</i> was interchanged with the <i>m</i>-th row and column.</p>
<i>ldx</i>	INTEGER. The leading dimension of the output array <i>x</i> ; $ldx \geq \max(1, n)$.
<i>lwork</i>	<p>INTEGER. The size of the <i>work</i> array.</p> <p>If <i>lwork</i> = -1, then a workspace query is assumed; the routine only calculates the optimal size of the <i>work</i> array, returns this value as the first entry of the <i>work</i> array, and no error message related to <i>lwork</i> is issued by <i>xerbla</i>. See <i>Application Notes</i> below for details and for the suggested value of <i>lwork</i>.</p>
<i>iwork</i>	INTEGER. Workspace array, DIMENSION at least $\max(1, n)$; used in real flavors only.
<i>rwork</i>	<p>REAL for <i>csysvx</i>;</p> <p>DOUBLE PRECISION for <i>zsysvx</i>.</p> <p>Workspace array, DIMENSION at least $\max(1, n)$; used in complex flavors only.</p>

Output Parameters

<i>x</i>	<p>REAL for <code>ssysvx</code> DOUBLE PRECISION for <code>dsysvx</code> COMPLEX for <code>csysvx</code> DOUBLE COMPLEX for <code>zsysvx</code>. Array, DIMENSION (<i>ldx</i>, *). If <i>info</i> = 0 or <i>info</i> = <i>n</i>+1, the array <i>x</i> contains the solution matrix <i>x</i> to the system of equations. The second dimension of <i>x</i> must be at least $\max(1, nrhs)$.</p>
<i>af</i> , <i>ipiv</i>	<p>These arrays are output arguments if <i>fact</i> = 'N'. See the description of <i>af</i>, <i>ipiv</i> in <i>Input Arguments</i> section.</p>
<i>rcond</i>	<p>REAL for single precision flavors DOUBLE PRECISION for double precision flavors. An estimate of the reciprocal condition number of the matrix <i>A</i>. If <i>rcond</i> is less than the machine precision (in particular, if <i>rcond</i> = 0), the matrix is singular to working precision. This condition is indicated by a return code of <i>info</i> > 0.</p>
<i>ferr</i>	<p>REAL for single precision flavors DOUBLE PRECISION for double precision flavors. Array, DIMENSION at least $\max(1, nrhs)$. Contains the estimated forward error bound for each solution vector <i>x</i>(<i>j</i>) (the <i>j</i>-th column of the solution matrix <i>X</i>). If <i>xtrue</i> is the true solution corresponding to <i>x</i>(<i>j</i>), <i>ferr</i>(<i>j</i>) is an estimated upper bound for the magnitude of the largest element in (<i>x</i>(<i>j</i>) - <i>xtrue</i>) divided by the magnitude of the largest element in <i>x</i>(<i>j</i>). The estimate is as reliable as the estimate for <i>rcond</i>, and is almost always a slight overestimate of the true error.</p>
<i>berr</i>	<p>REAL for single precision flavors DOUBLE PRECISION for double precision flavors. Array, DIMENSION at least $\max(1, nrhs)$. Contains the component-wise relative backward error for each solution vector <i>x</i>(<i>j</i>), that is, the smallest relative change in any element of <i>A</i> or <i>B</i> that makes <i>x</i>(<i>j</i>) an exact solution.</p>
<i>work</i> (1)	<p>If <i>info</i>=0, on exit <i>work</i>(1) contains the minimum value of <i>lwork</i> required for optimum performance. Use this <i>lwork</i> for subsequent runs.</p>
<i>info</i>	<p>INTEGER. If <i>info</i> = 0, the execution is successful. If <i>info</i> = -<i>i</i>, the <i>i</i>-th parameter had an illegal value.</p>

If $info = i$, and $i \leq n$, then d_{ii} is exactly zero. The factorization has been completed, but the block diagonal matrix D is exactly singular, so the solution and error bounds could not be computed; $rcond = 0$ is returned.

If $info = i$, and $i = n + 1$, then D is nonsingular, but $rcond$ is less than machine precision, meaning that the matrix is singular to working precision. Nevertheless, the solution and error bounds are computed because there are a number of situations where the computed solution can be more accurate than the value of $rcond$ would suggest.

Fortran 95 Interface Notes

Routines in Fortran 95 interface have fewer arguments in the calling sequence than their FORTRAN 77 counterparts. For general conventions applied to skip redundant or reconstructible arguments, see [Fortran 95 Interface Conventions](#).

Specific details for the routine `sysvx` interface are as follows:

<i>a</i>	Holds the matrix A of size (n, n) .
<i>b</i>	Holds the matrix B of size $(n, nrhs)$.
<i>x</i>	Holds the matrix X of size $(n, nrhs)$.
<i>af</i>	Holds the matrix AF of size (n, n) .
<i>ipiv</i>	Holds the vector of length n .
<i>ferr</i>	Holds the vector of length $(nrhs)$.
<i>berr</i>	Holds the vector of length $(nrhs)$.
<i>uplo</i>	Must be 'U' or 'L'. The default value is 'U'.
<i>fact</i>	Must be 'N' or 'F'. The default value is 'N'. If <i>fact</i> = 'F', then both arguments <i>af</i> and <i>ipiv</i> must be present; otherwise, an error is returned.

Application Notes

For real flavors, *lwork* must be at least $3*n$, and for complex flavors at least $2*n$. For better performance, try using $lwork = n*blocksize$, where *blocksize* is the optimal block size for `?sytrf`.

If you are in doubt how much workspace to supply, use a generous value of *lwork* for the first run or set $lwork = -1$.

If you choose the first option and set any of admissible `lwork` sizes, which is no less than the minimal value described, the routine completes the task, though probably not so fast as with a recommended workspace, and provides the recommended workspace in the first element of the corresponding array `work` on exit. Use this value (`work(1)`) for subsequent runs.

If you set `lwork = -1`, the routine returns immediately and provides the recommended workspace in the first element of the corresponding array (`work`). This operation is called a workspace query.

Note that if you set `lwork` to less than the minimal required value and not -1, the routine returns immediately with an error exit and does not provide any information on the recommended workspace.

?sysvxx

Uses extra precise iterative refinement to compute the solution to the system of linear equations with a symmetric indefinite matrix A applying the diagonal pivoting factorization.

Syntax

FORTTRAN 77:

```
call ssysvxx( fact, uplo, n, nrhs, a, lda, af, ldaf, ipiv, equed, s, b, ldb,
x, ldx, rcond, rpvgrw, berr, n_err_bnds, err_bnds_norm, err_bnds_comp, nparams,
params, work, iwork, info )
```

```
call dsysvxx( fact, uplo, n, nrhs, a, lda, af, ldaf, ipiv, equed, s, b, ldb,
x, ldx, rcond, rpvgrw, berr, n_err_bnds, err_bnds_norm, err_bnds_comp, nparams,
params, work, iwork, info )
```

```
call csysvxx( fact, uplo, n, nrhs, a, lda, af, ldaf, ipiv, equed, s, b, ldb,
x, ldx, rcond, rpvgrw, berr, n_err_bnds, err_bnds_norm, err_bnds_comp, nparams,
params, work, rwork, info )
```

```
call zsysvxx( fact, uplo, n, nrhs, a, lda, af, ldaf, ipiv, equed, s, b, ldb,
x, ldx, rcond, rpvgrw, berr, n_err_bnds, err_bnds_norm, err_bnds_comp, nparams,
params, work, rwork, info )
```

Description

This routine is declared in `mk1_lapack.fi` for FORTRAN 77 interface and in `mk1_lapack.h` for C interface.

The routine uses the *diagonal pivoting* factorization $A=U^T*U$ (real flavors) / $A=U^H*U$ (complex flavors) or $A=L*L^T$ (real flavors) / $A=L*L^H$ (complex flavors) to compute the solution to a real or complex system of linear equations $A*X = B$, where A is an n -by- n real symmetric/Hermitian matrix, the columns of matrix B are individual right-hand sides, and the columns of X are the corresponding solutions.

Both normwise and maximum componentwise error bounds are also provided on request. The routine returns a solution with a small guaranteed error ($O(\text{eps})$, where eps is the working machine precision) unless the matrix is very ill-conditioned, in which case a warning is returned. Relevant condition numbers are also calculated and returned.

The routine accepts user-provided factorizations and equilibration factors; see definitions of the *fact* and *equed* options. Solving with refinement and using a factorization from a previous call of the routine also produces a solution with $O(\text{eps})$ errors or warnings but that may not be true for general user-provided factorizations and equilibration factors if they differ from what the routine would itself produce.

The routine `?sysvxx` performs the following steps:

1. If *fact* = 'E', scaling factors are computed to equilibrate the system:

$$\text{diag}(s)*A*\text{diag}(s) * \text{inv}(\text{diag}(s))*X = \text{diag}(s)*B$$

Whether or not the system will be equilibrated depends on the scaling of the matrix A , but if equilibration is used, A is overwritten by $\text{diag}(s)*A*\text{diag}(s)$ and B by $\text{diag}(s)*B$.

2. If *fact* = 'N' or 'E', the LU decomposition is used to factor the matrix A (after equilibration if *fact* = 'E') as

$$A = U*D*U^T, \text{ if } \text{uplo} = 'U',$$

$$\text{or } A = L*D*L^T, \text{ if } \text{uplo} = 'L',$$

where U or L is a product of permutation and unit upper (lower) triangular matrices, and D is a symmetric and block diagonal with 1-by-1 and 2-by-2 diagonal blocks.

3. If some $D(i,i)=0$, so that D is exactly singular, the routine returns with *info* = i . Otherwise, the factored form of A is used to estimate the condition number of the matrix A (see the *rcond* parameter). If the reciprocal of the condition number is less than machine precision, the routine still goes on to solve for x and compute error bounds.
4. The system of equations is solved for x using the factored form of A .
5. By default, unless `params(la_linrx_itref_i)` is set to zero, the routine applies iterative refinement to get a small error and error bounds. Refinement calculates the residual to at least twice the working precision.

6. If equilibration was used, the matrix X is premultiplied by $\text{diag}(r)$ so that it solves the original system before equilibration.

Input Parameters

<i>fact</i>	<p>CHARACTER*1. Must be 'F', 'N', or 'E'.</p> <p>Specifies whether or not the factored form of the matrix A is supplied on entry, and if not, whether the matrix A should be equilibrated before it is factored.</p> <p>If <i>fact</i> = 'F', on entry, <i>af</i> and <i>ipiv</i> contain the factored form of A. If <i>equed</i> is not 'N', the matrix A has been equilibrated with scaling factors given by <i>s</i>. Parameters <i>a</i>, <i>af</i>, and <i>ipiv</i> are not modified.</p> <p>If <i>fact</i> = 'N', the matrix A will be copied to <i>af</i> and factored.</p> <p>If <i>fact</i> = 'E', the matrix A will be equilibrated, if necessary, copied to <i>af</i> and factored.</p>
<i>uplo</i>	<p>CHARACTER*1. Must be 'U' or 'L'.</p> <p>Indicates whether the upper or lower triangular part of A is stored:</p> <p>If <i>uplo</i> = 'U', the upper triangle of A is stored.</p> <p>If <i>uplo</i> = 'L', the lower triangle of A is stored.</p>
<i>n</i>	<p>INTEGER. The number of linear equations; the order of the matrix A; $n \geq 0$.</p>
<i>nrhs</i>	<p>INTEGER. The number of right-hand sides; the number of columns of the matrices B and X; $nrhs \geq 0$.</p>
<i>a</i> , <i>af</i> , <i>b</i> , <i>work</i>	<p>REAL for <i>ssysvxx</i> DOUBLE PRECISION for <i>dsysvxx</i> COMPLEX for <i>csysvxx</i> DOUBLE COMPLEX for <i>zsysvxx</i>.</p> <p>Arrays: <i>a</i>(<i>lda</i>,*), <i>af</i>(<i>ldaf</i>,*), <i>b</i>(<i>ldb</i>,*), <i>work</i>(*).</p> <p>The array <i>a</i> contains the symmetric matrix A as specified by <i>uplo</i>. If <i>uplo</i> = 'U', the leading n-by-n upper triangular part of <i>a</i> contains the upper triangular part of the matrix A and the strictly lower triangular part of <i>a</i> is not referenced. If <i>uplo</i> = 'L', the leading n-by-n lower triangular part of</p>

a contains the lower triangular part of the matrix A and the strictly upper triangular part of a is not referenced. The second dimension of a must be at least $\max(1, n)$. The array af is an input argument if $fact = 'F'$. It contains the block diagonal matrix D and the multipliers used to obtain the factor U and L from the factorization $A = U^*D^*U^{**T}$ or $A = L^*D^*L^{**T}$ as computed by [?sytrf](#). The second dimension of af must be at least $\max(1, n)$. The array b contains the matrix B whose columns are the right-hand sides for the systems of equations. The second dimension of b must be at least $\max(1, nrhs)$. $work(*)$ is a workspace array. The dimension of $work$ must be at least $\max(1, 4*n)$ for real flavors, and at least $\max(1, 2*n)$ for complex flavors.

<i>lda</i>	INTEGER. The first dimension of the array a ; $lda \geq \max(1, n)$.
<i>ldaf</i>	INTEGER. The first dimension of the array af ; $ldaf \geq \max(1, n)$.
<i>ipiv</i>	INTEGER. Array, DIMENSION at least $\max(1, n)$. The array $ipiv$ is an input argument if $fact = 'F'$. It contains details of the interchanges and the block structure of D as determined by ?sytrf . If $ipiv(k) > 0$, rows and columns k and $ipiv(k)$ were intercanaged and $D(k, k)$ is a 1-by-1 diagonal block. If $ipiv = 'U'$ and $ipiv(k) = ipiv(k-1) < 0$, rows and columns $k-1$ and $-ipiv(k)$ were interchanged and $D(k-1:k, k-1:k)$ is a 2-by-2 diagonal block. If $ipiv = 'L'$ and $ipiv(k) = ipiv(k+1) < 0$, rows and columns $k+1$ and $-ipiv(k)$ were interchanged and $D(k:k+1, k:k+1)$ is a 2-by-2 diagonal block.
<i>equed</i>	CHARACTER*1. Must be 'N' or 'Y'. $equed$ is an input argument if $fact = 'F'$. It specifies the form of equilibration that was done: If $equed = 'N'$, no equilibration was done (always true if $fact = 'N'$).

	<p>if <i>equed</i> = 'Y', both row and column equilibration was done, that is, <i>A</i> has been replaced by $\text{diag}(s) * A * \text{diag}(s)$.</p>
<i>s</i>	<p>REAL for single precision flavors DOUBLE PRECISION for double precision flavors. Array, DIMENSION (<i>n</i>). The array <i>s</i> contains the scale factors for <i>A</i>. If <i>equed</i> = 'Y', <i>A</i> is multiplied on the left and right by $\text{diag}(s)$. This array is an input argument if <i>fact</i> = 'F' only; otherwise it is an output argument. If <i>fact</i> = 'F' and <i>equed</i> = 'Y', each element of <i>s</i> must be positive. Each element of <i>s</i> should be a power of the radix to ensure a reliable solution and error estimates. Scaling by powers of the radix does not cause rounding errors unless the result underflows or overflows. Rounding errors during scaling lead to refining with a matrix that is not equivalent to the input matrix, producing error estimates that may not be reliable.</p>
<i>ldb</i>	<p>INTEGER. The first dimension of the array <i>b</i>; $\text{ldb} \geq \max(1, n)$.</p>
<i>ldx</i>	<p>INTEGER. The first dimension of the output array <i>x</i>; $\text{ldx} \geq \max(1, n)$.</p>
<i>n_err_bnds</i>	<p>INTEGER. Number of error bounds to return for each right hand side and each type (normwise or componentwise). See <i>err_bnds_norm</i> and <i>err_bnds_comp</i> descriptions in the <i>Output Arguments</i> section below.</p>
<i>nparams</i>	<p>INTEGER. Specifies the number of parameters set in <i>params</i>. If ≤ 0, the <i>params</i> array is never referenced and default values are used.</p>
<i>params</i>	<p>REAL for single precision flavors DOUBLE PRECISION for double precision flavors. Array, DIMENSION <i>nparams</i>. Specifies algorithm parameters. If an entry is less than 0.0, that entry will be filled with default value used for that parameter. Only positions up to <i>nparams</i> are accessed; defaults are used for</p>

higher-numbered parameters. If defaults are acceptable, you can pass `nparams = 0`, which prevents the source code from accessing the `params` argument.

`params(la_linrx_itref_i = 1)` : Whether to perform iterative refinement or not. Default: 1.0 (for single precision flavors) , 1.0D+0 (for double precision flavors).

=0.0 No refinement is performed and no error bounds are computed.

=1.0 Use the extra-precise refinement algorithm.

(Other values are reserved for future use.)

`params(la_linrx_ithresh_i = 2)` : Maximum number of residual computations allowed for refinement.

Default 10

Aggressive Set to 100 to permit convergence using approximate factorizations or factorizations other than *LU*. If the factorization uses a technique other than Gaussian elimination, the guarantees in `err_bnds_norm` and `err_bnds_comp` may no longer be trustworthy.

`params(la_linrx_cwise_i = 3)` : Flag determining if the code will attempt to find a solution with a small componentwise relative error in the double-precision algorithm. Positive is true, 0.0 is false. Default: 1.0 (attempt componentwise convergence).

`iwork` INTEGER. Workspace array, DIMENSION at least `max(1, n)`; used in real flavors only.

`rwork` REAL for single precision flavors
 DOUBLE PRECISION for double precision flavors.
 Workspace array, DIMENSION at least `max(1, 3*n)`; used in complex flavors only.

Output Parameters

`x` REAL for `ssysvxx`
 DOUBLE PRECISION for `dsysvxx`
 COMPLEX for `csysvxx`

	DOUBLE COMPLEX for <code>zsysvxx</code> . Array, DIMENSION (<code>ldx</code> , <code>nrhs</code>). If <code>info = 0</code> , the array <code>x</code> contains the solution n -by- $nrhs$ matrix X to the original system of equations. Note that A and B are modified on exit if <code>equed</code> \neq 'N', and the solution to the equilibrated system is: $\text{inv}(\text{diag}(s)) * X$.
<code>a</code>	If <code>fact = 'E'</code> and <code>equed = 'Y'</code> , overwritten by $\text{diag}(s) * A * \text{diag}(s)$.
<code>af</code>	If <code>fact = 'N'</code> , <code>af</code> is an output argument and on exit returns the block diagonal matrix D and the multipliers used to obtain the factor U or L from the factorization $A = U * D * U^* * T$ or $A = L * D * L^* * T$.
<code>b</code>	If <code>equed = 'N'</code> , B is not modified. If <code>equed = 'Y'</code> , B is overwritten by $\text{diag}(s) * B$.
<code>s</code>	This array is an output argument if <code>fact</code> \neq 'F'. Each element of this array is a power of the radix. See the description of <code>s</code> in <i>Input Arguments</i> section.
<code>rcond</code>	REAL for single precision flavors DOUBLE PRECISION for double precision flavors. Reciprocal scaled condition number. An estimate of the reciprocal Skeel condition number of the matrix A after equilibration (if done). If <code>rcond</code> is less than the machine precision, in particular, if <code>rcond = 0</code> , the matrix is singular to working precision. Note that the error may still be small even if this number is very small and the matrix appears ill-conditioned.
<code>rpvgrw</code>	REAL for single precision flavors DOUBLE PRECISION for double precision flavors. Contains the reciprocal pivot growth factor $\text{norm}(A) / \text{norm}(U)$. The <i>max absolute element</i> norm is used. If this is much less than 1, the stability of the LU factorization of the (equilibrated) matrix A could be poor. This also means that the solution X , estimated condition numbers, and error bounds could be unreliable. If

factorization fails with $0 < info \leq n$, this parameter contains the reciprocal pivot growth factor for the leading *info* columns of *A*.

berr

REAL for single precision flavors

DOUBLE PRECISION for double precision flavors.

Array, DIMENSION at least $\max(1, nrhs)$. Contains the componentwise relative backward error for each solution vector $x(j)$, that is, the smallest relative change in any element of *A* or *B* that makes $x(j)$ an exact solution.

err_bnds_norm

REAL for single precision flavors

DOUBLE PRECISION for double precision flavors.

Array, DIMENSION (*nrhs*, *n_err_bnds*). For each right-hand side, contains information about various error bounds and condition numbers corresponding to the normwise relative error, which is defined as follows:

Normwise relative error in the *i*-th solution vector

$$\frac{\max_j |X_{true_{ji}} - X_{ji}|}{\max_j |X_{ji}|}$$

The array is indexed by the type of error information as described below. There are currently up to three pieces of information returned.

The first index in *err_bnds_norm*(*i*, :) corresponds to the *i*-th right-hand side.

The second index in *err_bnds_norm*(:, *err*) contains the following three fields:

err=1 "Trust/don't trust" boolean. Trust the answer if the reciprocal condition number is less than the threshold $\sqrt{n} * slamch(\epsilon)$ for single precision flavors and $\sqrt{n} * dlamch(\epsilon)$ for double precision flavors.

err=2 "Guaranteed" error bound. The estimated forward error, almost certainly within a factor of 10 of the true error so long as the next entry is greater than the threshold $\sqrt{n} * slamch(\epsilon)$ for single precision

flavors and $\sqrt{n} * dlamch(\epsilon)$ for double precision flavors. This error bound should only be trusted if the previous boolean is true.

err=3

Reciprocal condition number. Estimated normwise reciprocal condition number. Compared with the threshold

$\sqrt{n} * slamch(\epsilon)$ for single precision

flavors and $\sqrt{n} * dlamch(\epsilon)$ for double precision flavors to determine if the error estimate is "guaranteed". These reciprocal condition numbers are

$1 / (\text{norm}(1/z, \text{inf}) * \text{norm}(z, \text{inf}))$ for some appropriately scaled matrix z .

Let $z = s * a$, where s scales each row by a power of the radix so all absolute row sums of z are approximately 1.

err_bnds_comp

REAL for single precision flavors

DOUBLE PRECISION for double precision flavors.

Array, DIMENSION (*nrhs*, *n_err_bnds*). For each right-hand side, contains information about various error bounds and condition numbers corresponding to the componentwise relative error, which is defined as follows:

Componentwise relative error in the i -th solution vector:

$$\max_j \frac{|X_{\text{true}_{ji}} - X_{ji}|}{|X_{ji}|}$$

The array is indexed by the right-hand side i , on which the componentwise relative error depends, and by the type of error information as described below. There are currently up to three pieces of information returned for each right-hand side. If componentwise accuracy is not requested (*params*(3) = 0.0), then *err_bnds_comp* is not accessed. If *n_err_bnds* < 3, then at most the first ($(:, n_err_bnds)$) entries are returned.

The first index in `err_bnds_comp(i,:)` corresponds to the i -th right-hand side.

The second index in `err_bnds_comp(:,err)` contains the following three fields:

- `err=1` "Trust/don't trust" boolean. Trust the answer if the reciprocal condition number is less than the threshold $\sqrt{n} * \text{slamch}(\epsilon)$ for single precision flavors and $\sqrt{n} * \text{dlamch}(\epsilon)$ for double precision flavors.
- `err=2` "Guaranteed" error bound. The estimated forward error, almost certainly within a factor of 10 of the true error so long as the next entry is greater than the threshold $\sqrt{n} * \text{slamch}(\epsilon)$ for single precision flavors and $\sqrt{n} * \text{dlamch}(\epsilon)$ for double precision flavors. This error bound should only be trusted if the previous boolean is true.
- `err=3` Reciprocal condition number. Estimated componentwise reciprocal condition number. Compared with the threshold $\sqrt{n} * \text{slamch}(\epsilon)$ for single precision flavors and $\sqrt{n} * \text{dlamch}(\epsilon)$ for double precision flavors to determine if the error estimate is "guaranteed". These reciprocal condition numbers are $1 / (\text{norm}(1/z, \text{inf}) * \text{norm}(z, \text{inf}))$ for some appropriately scaled matrix z . Let $z = s * (a * \text{diag}(x))$, where x is the solution for the current right-hand side and s scales each row of $a * \text{diag}(x)$ by a power of the radix so all absolute row sums of z are approximately 1.

<i>ipiv</i>	If <i>fact</i> = 'N', <i>ipiv</i> is an output argument and on exit contains details of the interchanges and the block structure <i>D</i> , as determined by ssytrf for single precision flavors and dsytrf for double precision flavors.
<i>equed</i>	If <i>fact</i> ≠ 'F', then <i>equed</i> is an output argument. It specifies the form of equilibration that was done (see the description of <i>equed</i> in <i>Input Arguments</i> section).
<i>info</i>	INTEGER. If <i>info</i> = 0, the execution is successful. The solution to every right-hand side is guaranteed. If <i>info</i> = - <i>i</i> , the <i>i</i> -th parameter had an illegal value. If $0 < info \leq n$: $U(info, info)$ is exactly zero. The factorization has been completed, but the factor <i>U</i> is exactly singular, so the solution and error bounds could not be computed; <i>rcond</i> = 0 is returned. If <i>info</i> = <i>n</i> + <i>j</i> : The solution corresponding to the <i>j</i> -th right-hand side is not guaranteed. The solutions corresponding to other right-hand sides <i>k</i> with <i>k</i> > <i>j</i> may not be guaranteed as well, but only the first such right-hand side is reported. If a small componentwise error is not requested <i>params</i> (3) = 0.0, then the <i>j</i> -th right-hand side is the first with a normwise error bound that is not guaranteed (the smallest <i>j</i> such that <i>err_bnds_norm</i> (<i>j</i> ,1) = 0.0 or <i>err_bnds_comp</i> (<i>j</i> ,1) = 0.0. See the definition of <i>err_bnds_norm</i> (;,1) and <i>err_bnds_comp</i> (;,1). To get information about all of the right-hand sides, check <i>err_bnds_norm</i> or <i>err_bnds_comp</i> .

?hesv

Computes the solution to the system of linear equations with a Hermitian matrix A and multiple right-hand sides.

Syntax

FORTRAN 77:

```
call chesv( uplo, n, nrhs, a, lda, ipiv, b, ldb, work, lwork, info )
```

```
call zhesv( uplo, n, nrhs, a, lda, ipiv, b, ldb, work, lwork, info )
```

Fortran 95:

```
call hesv( a, b [,uplo] [,ipiv] [,info] )
```

Description

This routine is declared in `mkl_lapack.fi` for FORTRAN 77 interface, in `lapack.f90` for Fortran 95 interface, and in `mkl_lapack.h` for C interface.

The routine solves for X the complex system of linear equations $A^*X = B$, where A is an n -by- n symmetric matrix, the columns of matrix B are individual right-hand sides, and the columns of X are the corresponding solutions.

The diagonal pivoting method is used to factor A as $A = U^*D^*U^H$ or $A = L^*D^*L^H$, where U (or L) is a product of permutation and unit upper (lower) triangular matrices, and D is Hermitian and block diagonal with 1-by-1 and 2-by-2 diagonal blocks.

The factored form of A is then used to solve the system of equations $A^*X = B$.

Input Parameters

<i>uplo</i>	<p>CHARACTER*1. Must be 'U' or 'L'.</p> <p>Indicates whether the upper or lower triangular part of A is stored and how A is factored:</p> <p>If <i>uplo</i> = 'U', the array <i>a</i> stores the upper triangular part of the matrix A, and A is factored as $U^*D^*U^H$.</p> <p>If <i>uplo</i> = 'L', the array <i>a</i> stores the lower triangular part of the matrix A, and A is factored as $L^*D^*L^H$.</p>
<i>n</i>	<p>INTEGER. The order of matrix A; $n \geq 0$.</p>
<i>nrhs</i>	<p>INTEGER. The number of right-hand sides, the number of columns in B; $nrhs \geq 0$.</p>
<i>a, b, work</i>	<p>COMPLEX for <code>chesv</code> DOUBLE COMPLEX for <code>zhesv</code>.</p> <p>Arrays: <i>a</i>(<i>lda</i>,*), <i>b</i>(<i>ldb</i>,*), <i>work</i>(*). The array <i>a</i> contains the upper or the lower triangular part of the Hermitian matrix A (see <i>uplo</i>). The second dimension of <i>a</i> must be at least $\max(1, n)$.</p> <p>The array <i>b</i> contains the matrix B whose columns are the right-hand sides for the systems of equations. The second dimension of <i>b</i> must be at least $\max(1, nrhs)$.</p>

work is a workspace array, dimension at least $\max(1, lwork)$.

lda INTEGER. The first dimension of *a*; $lda \geq \max(1, n)$.

ldb INTEGER. The first dimension of *b*; $ldb \geq \max(1, n)$.

lwork INTEGER. The size of the *work* array ($lwork \geq 1$).
 If $lwork = -1$, then a workspace query is assumed; the routine only calculates the optimal size of the *work* array, returns this value as the first entry of the *work* array, and no error message related to *lwork* is issued by `xerbla`. See *Application Notes* below for details and for the suggested value of *lwork*.

Output Parameters

a If $info = 0$, *a* is overwritten by the block-diagonal matrix *D* and the multipliers used to obtain the factor *U* (or *L*) from the factorization of *A* as computed by `?hetrf`.

b If $info = 0$, *b* is overwritten by the solution matrix *X*.

ipiv INTEGER.
 Array, DIMENSION at least $\max(1, n)$. Contains details of the interchanges and the block structure of *D*, as determined by `?hetrf`.
 If $ipiv(i) = k > 0$, then d_{ii} is a 1-by-1 diagonal block, and the *i*-th row and column of *A* was interchanged with the *k*-th row and column.
 If $uplo = 'U'$ and $ipiv(i) = ipiv(i-1) = -m < 0$, then *D* has a 2-by-2 block in rows/columns *i* and *i-1*, and (*i-1*)-th row and column of *A* was interchanged with the *m*-th row and column.
 If $uplo = 'L'$ and $ipiv(i) = ipiv(i+1) = -m < 0$, then *D* has a 2-by-2 block in rows/columns *i* and *i+1*, and (*i+1*)-th row and column of *A* was interchanged with the *m*-th row and column.

work(1) If $info = 0$, on exit *work(1)* contains the minimum value of *lwork* required for optimum performance. Use this *lwork* for subsequent runs.

info INTEGER. If $info = 0$, the execution is successful.
 If $info = -i$, the *i*-th parameter had an illegal value.
 If $info = i$, d_{ii} is 0. The factorization has been completed, but *D* is exactly singular, so the solution could not be computed.

Fortran 95 Interface Notes

Routines in Fortran 95 interface have fewer arguments in the calling sequence than their FORTRAN 77 counterparts. For general conventions applied to skip redundant or reconstructible arguments, see [Fortran 95 Interface Conventions](#).

Specific details for the routine `hesv` interface are as follows:

<code>a</code>	Holds the matrix A of size (n, n) .
<code>b</code>	Holds the matrix B of size $(n, nrhs)$.
<code>ipiv</code>	Holds the vector of length n .
<code>uplo</code>	Must be 'U' or 'L'. The default value is 'U'.

Application Notes

For better performance, try using `lwork = n*blocksize`, where `blocksize` is a machine-dependent value (typically, 16 to 64) required for optimum performance of the *blocked algorithm*.

If you are in doubt how much workspace to supply, use a generous value of `lwork` for the first run or set `lwork = -1`.

If you choose the first option and set any of admissible `lwork` sizes, which is no less than the minimal value described, the routine completes the task, though probably not so fast as with a recommended workspace, and provides the recommended workspace in the first element of the corresponding array `work` on exit. Use this value (`work(1)`) for subsequent runs.

If you set `lwork = -1`, the routine returns immediately and provides the recommended workspace in the first element of the corresponding array (`work`). This operation is called a workspace query.

Note that if you set `lwork` to less than the minimal required value and not -1, the routine returns immediately with an error exit and does not provide any information on the recommended workspace.

?hesvx

Uses the diagonal pivoting factorization to compute the solution to the complex system of linear equations with a Hermitian matrix A , and provides error bounds on the solution.

Syntax

FORTRAN 77:

```
call chesvx( fact, uplo, n, nrhs, a, lda, af, ldaf, ipiv, b, ldb, x, ldx,
             rcond, ferr, berr, work, lwork, rwork, info )

call zhesvx( fact, uplo, n, nrhs, a, lda, af, ldaf, ipiv, b, ldb, x, ldx,
             rcond, ferr, berr, work, lwork, rwork, info )
```

Fortran 95:

```
call hesvx( a, b, x [,uplo] [,af] [,ipiv] [,fact] [,ferr] [,berr] [,rcond]
             [,info] )
```

Description

This routine is declared in `mkl_lapack.fi` for FORTRAN 77 interface, in `lapack.f90` for Fortran 95 interface, and in `mkl_lapack.h` for C interface.

The routine uses the diagonal pivoting factorization to compute the solution to a complex system of linear equations $A \cdot X = B$, where A is an n -by- n Hermitian matrix, the columns of matrix B are individual right-hand sides, and the columns of X are the corresponding solutions.

Error bounds on the solution and a condition estimate are also provided.

The routine ?hesvx performs the following steps:

1. If `fact = 'N'`, the diagonal pivoting method is used to factor the matrix A . The form of the factorization is $A = U \cdot D \cdot U^H$ or $A = L \cdot D \cdot L^H$, where U (or L) is a product of permutation and unit upper (lower) triangular matrices, and D is Hermitian and block diagonal with 1-by-1 and 2-by-2 diagonal blocks.
2. If some $d_{i,i} = 0$, so that D is exactly singular, then the routine returns with `info = i`. Otherwise, the factored form of A is used to estimate the condition number of the matrix A . If the reciprocal of the condition number is less than machine precision, `info = n+1` is returned as a warning, but the routine still goes on to solve for x and compute error bounds as described below.

3. The system of equations is solved for x using the factored form of A .
4. Iterative refinement is applied to improve the computed solution matrix and calculate error bounds and backward error estimates for it.

Input Parameters

<i>fact</i>	<p>CHARACTER*1. Must be 'F' or 'N'.</p> <p>Specifies whether or not the factored form of the matrix A has been supplied on entry.</p> <p>If <i>fact</i> = 'F': on entry, <i>af</i> and <i>ipiv</i> contain the factored form of A. Arrays <i>a</i>, <i>af</i>, and <i>ipiv</i> are not modified.</p> <p>If <i>fact</i> = 'N', the matrix A is copied to <i>af</i> and factored.</p>
<i>uplo</i>	<p>CHARACTER*1. Must be 'U' or 'L'.</p> <p>Indicates whether the upper or lower triangular part of A is stored and how A is factored:</p> <p>If <i>uplo</i> = 'U', the array <i>a</i> stores the upper triangular part of the Hermitian matrix A, and A is factored as $U^*D^*U^H$.</p> <p>If <i>uplo</i> = 'L', the array <i>a</i> stores the lower triangular part of the Hermitian matrix A; A is factored as $L^*D^*L^H$.</p>
<i>n</i>	<p>INTEGER. The order of matrix A; $n \geq 0$.</p>
<i>nrhs</i>	<p>INTEGER. The number of right-hand sides, the number of columns in B; $nrhs \geq 0$.</p>
<i>a,af,b,work</i>	<p>COMPLEX for <code>chesvx</code> DOUBLE COMPLEX for <code>zhesvx</code>.</p> <p>Arrays: <i>a</i>(<i>lda</i>,*), <i>af</i>(<i>ldaf</i>,*), <i>b</i>(<i>ldb</i>,*), <i>work</i>(*).</p> <p>The array <i>a</i> contains the upper or the lower triangular part of the Hermitian matrix A (see <i>uplo</i>). The second dimension of <i>a</i> must be at least $\max(1, n)$.</p> <p>The array <i>af</i> is an input argument if <i>fact</i> = 'F'. It contains the block diagonal matrix D and the multipliers used to obtain the factor U or L from the factorization $A = U^*D^*U^H$ or $A = L^*D^*L^H$ as computed by ?hetrf. The second dimension of <i>af</i> must be at least $\max(1, n)$.</p> <p>The array <i>b</i> contains the matrix B whose columns are the right-hand sides for the systems of equations. The second dimension of <i>b</i> must be at least $\max(1, nrhs)$.</p> <p><i>work</i>(*) is a workspace array of dimension at least $\max(1, lwork)$.</p>

<i>lda</i>	INTEGER. The first dimension of <i>a</i> ; $lda \geq \max(1, n)$.
<i>ldaf</i>	INTEGER. The first dimension of <i>af</i> ; $ldaf \geq \max(1, n)$.
<i>ldb</i>	INTEGER. The first dimension of <i>b</i> ; $ldb \geq \max(1, n)$.
<i>ipiv</i>	<p>INTEGER.</p> <p>Array, DIMENSION at least $\max(1, n)$. The array <i>ipiv</i> is an input argument if <i>fact</i> = 'F'. It contains details of the interchanges and the block structure of <i>D</i>, as determined by ?hetrf.</p> <p>If $ipiv(i) = k > 0$, then d_{ii} is a 1-by-1 diagonal block, and the <i>i</i>-th row and column of <i>A</i> was interchanged with the <i>k</i>-th row and column.</p> <p>If <i>uplo</i> = 'U' and $ipiv(i) = ipiv(i-1) = -m < 0$, then <i>D</i> has a 2-by-2 block in rows/columns <i>i</i> and <i>i-1</i>, and (<i>i-1</i>)-th row and column of <i>A</i> was interchanged with the <i>m</i>-th row and column.</p> <p>If <i>uplo</i> = 'L' and $ipiv(i) = ipiv(i+1) = -m < 0$, then <i>D</i> has a 2-by-2 block in rows/columns <i>i</i> and <i>i+1</i>, and (<i>i+1</i>)-th row and column of <i>A</i> was interchanged with the <i>m</i>-th row and column.</p>
<i>ldx</i>	INTEGER. The leading dimension of the output array <i>x</i> ; $ldx \geq \max(1, n)$.
<i>lwork</i>	<p>INTEGER. The size of the <i>work</i> array.</p> <p>If <i>lwork</i> = -1, then a workspace query is assumed; the routine only calculates the optimal size of the <i>work</i> array, returns this value as the first entry of the <i>work</i> array, and no error message related to <i>lwork</i> is issued by <i>xerbla</i>. See <i>Application Notes</i> below for details and for the suggested value of <i>lwork</i>.</p>
<i>rwork</i>	<p>REAL for <i>chesvx</i></p> <p>DOUBLE PRECISION for <i>zhesvx</i>.</p> <p>Workspace array, DIMENSION at least $\max(1, n)$.</p>

Output Parameters

<i>x</i>	<p>COMPLEX for <i>chesvx</i></p> <p>DOUBLE COMPLEX for <i>zhesvx</i>.</p> <p>Array, DIMENSION (<i>ldx</i>, *).</p> <p>If <i>info</i> = 0 or <i>info</i> = <i>n</i>+1, the array <i>x</i> contains the solution matrix <i>x</i> to the system of equations. The second dimension of <i>x</i> must be at least $\max(1, nrhs)$.</p>
----------	--

<i>af, ipiv</i>	These arrays are output arguments if <i>fact</i> = 'N'. See the description of <i>af, ipiv</i> in <i>Input Arguments</i> section.
<i>rcond</i>	REAL for <i>chesvx</i> DOUBLE PRECISION for <i>zhesvx</i> . An estimate of the reciprocal condition number of the matrix <i>A</i> . If <i>rcond</i> is less than the machine precision (in particular, if <i>rcond</i> = 0), the matrix is singular to working precision. This condition is indicated by a return code of <i>info</i> > 0.
<i>ferr</i>	REAL for <i>chesvx</i> DOUBLE PRECISION for <i>zhesvx</i> . Array, DIMENSION at least $\max(1, nrhs)$. Contains the estimated forward error bound for each solution vector <i>x(j)</i> (the <i>j</i> -th column of the solution matrix <i>x</i>). If <i>xtrue</i> is the true solution corresponding to <i>x(j)</i> , <i>ferr(j)</i> is an estimated upper bound for the magnitude of the largest element in (<i>x(j)</i> - <i>xtrue</i>) divided by the magnitude of the largest element in <i>x(j)</i> . The estimate is as reliable as the estimate for <i>rcond</i> , and is almost always a slight overestimate of the true error.
<i>berr</i>	REAL for <i>chesvx</i> DOUBLE PRECISION for <i>zhesvx</i> . Array, DIMENSION at least $\max(1, nrhs)$. Contains the component-wise relative backward error for each solution vector <i>x(j)</i> , that is, the smallest relative change in any element of <i>A</i> or <i>B</i> that makes <i>x(j)</i> an exact solution.
<i>work(1)</i>	If <i>info</i> = 0, on exit <i>work(1)</i> contains the minimum value of <i>lwork</i> required for optimum performance. Use this <i>lwork</i> for subsequent runs.
<i>info</i>	INTEGER. If <i>info</i> = 0, the execution is successful. If <i>info</i> = - <i>i</i> , the <i>i</i> -th parameter had an illegal value. If <i>info</i> = <i>i</i> , and <i>i</i> ≤ <i>n</i> , then <i>d_{ii}</i> is exactly zero. The factorization has been completed, but the block diagonal matrix <i>D</i> is exactly singular, so the solution and error bounds could not be computed; <i>rcond</i> = 0 is returned. If <i>info</i> = <i>i</i> , and <i>i</i> = <i>n</i> + 1, then <i>D</i> is nonsingular, but <i>rcond</i> is less than machine precision, meaning that the matrix is singular to working precision. Nevertheless, the solution and error bounds are computed because there are a number of situations where the computed solution can be more accurate than the value of <i>rcond</i> would suggest.

Fortran 95 Interface Notes

Routines in Fortran 95 interface have fewer arguments in the calling sequence than their FORTRAN 77 counterparts. For general conventions applied to skip redundant or reconstructible arguments, see [Fortran 95 Interface Conventions](#).

Specific details for the routine `hesvx` interface are as follows:

<i>a</i>	Holds the matrix <i>A</i> of size (n, n) .
<i>b</i>	Holds the matrix <i>B</i> of size $(n, nrhs)$.
<i>x</i>	Holds the matrix <i>X</i> of size $(n, nrhs)$.
<i>af</i>	Holds the matrix <i>AF</i> of size (n, n) .
<i>ipiv</i>	Holds the vector of length <i>n</i> .
<i>ferr</i>	Holds the vector of length $(nrhs)$.
<i>herr</i>	Holds the vector of length $(nrhs)$.
<i>uplo</i>	Must be 'U' or 'L'. The default value is 'U'.
<i>fact</i>	Must be 'N' or 'F'. The default value is 'N'. If <i>fact</i> = 'F', then both arguments <i>af</i> and <i>ipiv</i> must be present; otherwise, an error is returned.

Application Notes

The value of *lwork* must be at least $2*n$. For better performance, try using *lwork* = *n*blocksize*, where *blocksize* is the optimal block size for `?hetrf`.

If you are in doubt how much workspace to supply, use a generous value of *lwork* for the first run or set *lwork* = -1.

If you choose the first option and set any of admissible *lwork* sizes, which is no less than the minimal value described, the routine completes the task, though probably not so fast as with a recommended workspace, and provides the recommended workspace in the first element of the corresponding array *work* on exit. Use this value (*work*(1)) for subsequent runs.

If you set *lwork* = -1, the routine returns immediately and provides the recommended workspace in the first element of the corresponding array (*work*). This operation is called a workspace query.

Note that if you set *lwork* to less than the minimal required value and not -1, the routine returns immediately with an error exit and does not provide any information on the recommended workspace.

?hesvxx

Uses extra precise iterative refinement to compute the solution to the system of linear equations with a Hermitian indefinite matrix A applying the diagonal pivoting factorization.

Syntax

FORTRAN 77:

```
call chesvxx( fact, uplo, n, nrhs, a, lda, af, ldaf, ipiv, equed, s, b, ldb,
x, ldx, rcond, rpvgrw, berr, n_err_bnds, err_bnds_norm, err_bnds_comp, nparams,
params, work, rwork, info )

call zhesvxx( fact, uplo, n, nrhs, a, lda, af, ldaf, ipiv, equed, s, b, ldb,
x, ldx, rcond, rpvgrw, berr, n_err_bnds, err_bnds_norm, err_bnds_comp, nparams,
params, work, rwork, info )
```

Description

This routine is declared in `mkl_lapack.fi` for FORTRAN 77 interface and in `mkl_lapack.h` for C interface.

The routine uses the *diagonal pivoting* factorization to compute the solution to a complex/double complex system of linear equations $A \cdot X = B$, where A is an n -by- n Hermitian matrix, the columns of matrix B are individual right-hand sides, and the columns of X are the corresponding solutions.

Both normwise and maximum componentwise error bounds are also provided on request. The routine returns a solution with a small guaranteed error ($O(\text{eps})$, where eps is the working machine precision) unless the matrix is very ill-conditioned, in which case a warning is returned. Relevant condition numbers are also calculated and returned.

The routine accepts user-provided factorizations and equilibration factors; see definitions of the *fact* and *equed* options. Solving with refinement and using a factorization from a previous call of the routine also produces a solution with $O(\text{eps})$ errors or warnings but that may not be true for general user-provided factorizations and equilibration factors if they differ from what the routine would itself produce.

The routine ?hesvxx performs the following steps:

1. If *fact* = 'E', scaling factors are computed to equilibrate the system:

$$\text{diag}(s) \cdot A \cdot \text{diag}(s) \cdot \text{inv}(\text{diag}(s)) \cdot X = \text{diag}(s) \cdot B$$

Whether or not the system will be equilibrated depends on the scaling of the matrix A , but if equilibration is used, A is overwritten by $\text{diag}(s) * A * \text{diag}(s)$ and B by $\text{diag}(s) * B$.

2. If $\text{fact} = 'N'$ or $'E'$, the LU decomposition is used to factor the matrix A (after equilibration if $\text{fact} = 'E'$) as

$A = U * D * U^T$, if $\text{uplo} = 'U'$,

or $A = L * D * L^T$, if $\text{uplo} = 'L'$,

where U or L is a product of permutation and unit upper (lower) triangular matrices, and D is a symmetric and block diagonal with 1-by-1 and 2-by-2 diagonal blocks.

3. If some $D(i, i) = 0$, so that D is exactly singular, the routine returns with $\text{info} = i$. Otherwise, the factored form of A is used to estimate the condition number of the matrix A (see the rcond parameter). If the reciprocal of the condition number is less than machine precision, the routine still goes on to solve for x and compute error bounds.
4. The system of equations is solved for x using the factored form of A .
5. By default, unless $\text{params}(\text{la_linrx_itref_i})$ is set to zero, the routine applies iterative refinement to get a small error and error bounds. Refinement calculates the residual to at least twice the working precision.
6. If equilibration was used, the matrix x is premultiplied by $\text{diag}(r)$ so that it solves the original system before equilibration.

Input Parameters

fact

CHARACTER*1. Must be 'F', 'N', or 'E'.

Specifies whether or not the factored form of the matrix A is supplied on entry, and if not, whether the matrix A should be equilibrated before it is factored.

If $\text{fact} = 'F'$, on entry, af and ipiv contain the factored form of A . If equed is not 'N', the matrix A has been equilibrated with scaling factors given by s . Parameters a , af , and ipiv are not modified.

If $\text{fact} = 'N'$, the matrix A will be copied to af and factored.

If $\text{fact} = 'E'$, the matrix A will be equilibrated, if necessary, copied to af and factored.

uplo

CHARACTER*1. Must be 'U' or 'L'.

	Indicates whether the upper or lower triangular part of A is stored: If $uplo = 'U'$, the upper triangle of A is stored. If $uplo = 'L'$, the lower triangle of A is stored.
n	INTEGER. The number of linear equations; the order of the matrix A ; $n \geq 0$.
$nrhs$	INTEGER. The number of right-hand sides; the number of columns of the matrices B and X ; $nrhs \geq 0$.
$a, af, b, work$	COMPLEX for <code>chesvxx</code> DOUBLE COMPLEX for <code>zhesvxx</code> . Arrays: $a(lda, *)$, $af(ldaf, *)$, $b ldb, *)$, $work(*)$. The array a contains the Hermitian matrix A as specified by $uplo$. If $uplo = 'U'$, the leading n -by- n upper triangular part of a contains the upper triangular part of the matrix A and the strictly lower triangular part of a is not referenced. If $uplo = 'L'$, the leading n -by- n lower triangular part of a contains the lower triangular part of the matrix A and the strictly upper triangular part of a is not referenced. The second dimension of a must be at least $\max(1, n)$. The array af is an input argument if $fact = 'F'$. It contains the block diagonal matrix D and the multipliers used to obtain the factor U and L from the factorization $A = U^*D^*U^{**T}$ or $A = L^*D^*L^{**T}$ as computed by ?hetrf . The second dimension of af must be at least $\max(1, n)$. The array b contains the matrix B whose columns are the right-hand sides for the systems of equations. The second dimension of b must be at least $\max(1, nrhs)$. $work(*)$ is a workspace array. The dimension of $work$ must be at least $\max(1, 2*n)$.
lda	INTEGER. The first dimension of the array a ; $lda \geq \max(1, n)$.
$ldaf$	INTEGER. The first dimension of the array af ; $ldaf \geq \max(1, n)$.
$ipiv$	INTEGER.

Array, DIMENSION at least $\max(1, n)$. The array *ipiv* is an input argument if *fact* = 'F'. It contains details of the interchanges and the block structure of *D* as determined by [?sytrf](#). If *ipiv*(*k*) > 0, rows and columns *k* and *ipiv*(*k*) were interchanged and *D*(*k*,*k*) is a 1-by-1 diagonal block. If *ipiv* = 'U' and *ipiv*(*k*) = *ipiv*(*k*-1) < 0, rows and columns *k*-1 and -*ipiv*(*k*) were interchanged and *D*(*k*-1:*k*, *k*-1:*k*) is a 2-by-2 diagonal block. If *ipiv* = 'L' and *ipiv*(*k*) = *ipiv*(*k*+1) < 0, rows and columns *k*+1 and -*ipiv*(*k*) were interchanged and *D*(*k*:*k*+1, *k*:*k*+1) is a 2-by-2 diagonal block.

equed

CHARACTER*1. Must be 'N' or 'Y'.
equed is an input argument if *fact* = 'F'. It specifies the form of equilibration that was done:
 If *equed* = 'N', no equilibration was done (always true if *fact* = 'N').
 if *equed* = 'Y', both row and column equilibration was done, that is, *A* has been replaced by *diag*(*s*)**A***diag*(*s*).

s

REAL for *chesvxx*
 DOUBLE PRECISION for *zhesvxx*.
 Array, DIMENSION (*n*). The array *s* contains the scale factors for *A*. If *equed* = 'Y', *A* is multiplied on the left and right by *diag*(*s*).
 This array is an input argument if *fact* = 'F' only; otherwise it is an output argument.
 If *fact* = 'F' and *equed* = 'Y', each element of *s* must be positive.
 Each element of *s* should be a power of the radix to ensure a reliable solution and error estimates. Scaling by powers of the radix does not cause rounding errors unless the result underflows or overflows. Rounding errors during scaling lead to refining with a matrix that is not equivalent to the input matrix, producing error estimates that may not be reliable.

ldb

INTEGER. The first dimension of the array *b*; *ldb* ≥ $\max(1, n)$.

<i>ldx</i>	INTEGER. The first dimension of the output array <i>x</i> ; <i>ldx</i> ≥ max(1, <i>n</i>).
<i>n_err_bnds</i>	INTEGER. Number of error bounds to return for each right hand side and each type (normwise or componentwise). See <i>err_bnds_norm</i> and <i>err_bnds_comp</i> descriptions in the <i>Output Arguments</i> section below.
<i>nparams</i>	INTEGER. Specifies the number of parameters set in <i>params</i> . If ≤ 0, the <i>params</i> array is never referenced and default values are used.
<i>params</i>	<p>REAL for single precision flavors DOUBLE PRECISION for double precision flavors. Array, DIMENSION <i>nparams</i>. Specifies algorithm parameters. If an entry is less than 0.0, that entry will be filled with default value used for that parameter. Only positions up to <i>nparams</i> are accessed; defaults are used for higher-numbered parameters. If defaults are acceptable, you can pass <i>nparams</i> = 0, which prevents the source code from accessing the <i>params</i> argument.</p> <p><i>params</i>(<i>la_linrx_itref_i</i> = 1) : Whether to perform iterative refinement or not. Default: 1.0 (for single precision flavors), 1.0D+0 (for double precision flavors).</p> <p>=0.0 No refinement is performed and no error bounds are computed.</p> <p>=1.0 Use the extra-precise refinement algorithm. (Other values are reserved for future use.)</p> <p><i>params</i>(<i>la_linrx_ithresh_i</i> = 2) : Maximum number of residual computations allowed for refinement.</p> <p>Default 10</p> <p>Aggressive Set to 100 to permit convergence using approximate factorizations or factorizations other than <i>LU</i>. If the factorization uses a technique other than Gaussian elimination, the quarantees in <i>err_bnds_norm</i> and <i>err_bnds_comp</i> may no longer be trustworthy.</p>

`params(la_linrx_cwise_i = 3)` : Flag determining if the code will attempt to find a solution with a small componentwise relative error in the double-precision algorithm. Positive is true, 0.0 is false. Default: 1.0 (attempt componentwise convergence).

rwork

REAL for chesvxx
DOUBLE PRECISION for zhesvxx.
Workspace array, DIMENSION at least $\max(1, 3*n)$; used in complex flavors only.

Output Parameters

x

COMPLEX for chesvxx
DOUBLE COMPLEX for zhesvxx.
Array, DIMENSION (*ldx*, *nrhs*).
If *info* = 0, the array *x* contains the solution *n*-by-*nrhs* matrix *x* to the original system of equations. Note that *A* and *B* are modified on exit if *equed* \neq 'N', and the solution to the equilibrated system is:
 $\text{inv}(\text{diag}(s)) * X$.

a

If *fact* = 'E' and *equed* = 'Y', overwritten by
 $\text{diag}(s) * A * \text{diag}(s)$.

af

If *fact* = 'N', *af* is an output argument and on exit returns the block diagonal matrix *D* and the multipliers used to obtain the factor *U* or *L* from the factorization $\bar{A} = U * D * U^{**T}$ or $\bar{A} = L * D * L^{**T}$.

b

If *equed* = 'N', *B* is not modified.
If *equed* = 'Y', *B* is overwritten by $\text{diag}(s) * B$.

s

This array is an output argument if *fact* \neq 'F'. Each element of this array is a power of the radix. See the description of *s* in *Input Arguments* section.

rcond

REAL for chesvxx
DOUBLE PRECISION for zhesvxx.
Reciprocal scaled condition number. An estimate of the reciprocal Skeel condition number of the matrix *A* after equilibration (if done). If *rcond* is less than the machine precision, in particular, if *rcond* = 0, the matrix is singular

to working precision. Note that the error may still be small even if this number is very small and the matrix appears ill-conditioned.

rpvgrw

REAL for chesvxx
DOUBLE PRECISION for zhesvxx.
Contains the reciprocal pivot growth factor $\text{norm}(A) / \text{norm}(U)$. The *max absolute element* norm is used. If this is much less than 1, the stability of the *LU* factorization of the (equilibrated) matrix *A* could be poor. This also means that the solution *x*, estimated condition numbers, and error bounds could be unreliable. If factorization fails with $0 < \text{info} \leq n$, this parameter contains the reciprocal pivot growth factor for the leading *info* columns of *A*.

berr

REAL for chesvxx
DOUBLE PRECISION for zhesvxx.
Array, DIMENSION at least $\max(1, \text{nrhs})$. Contains the componentwise relative backward error for each solution vector $x(j)$, that is, the smallest relative change in any element of *A* or *B* that makes $x(j)$ an exact solution.

err_bnds_norm

REAL for chesvxx
DOUBLE PRECISION for zhesvxx.
Array, DIMENSION (*nrhs*, *n_err_bnds*). For each right-hand side, contains information about various error bounds and condition numbers corresponding to the normwise relative error, which is defined as follows:
Normwise relative error in the *i*-th solution vector

$$\frac{\max_j |X_{\text{true}_{ji}} - X_{ji}|}{\max_j |X_{ji}|}$$

The array is indexed by the type of error information as described below. There are currently up to three pieces of information returned.

The first index in *err_bnds_norm*(*i*, :) corresponds to the *i*-th right-hand side.

The second index in *err_bnds_norm*(:, *err*) contains the following three fields:

<i>err=1</i>	"Trust/don't trust" boolean. Trust the answer if the reciprocal condition number is less than the threshold $\sqrt{n} * \text{slamch}(\epsilon)$ for <i>chesvxx</i> and $\sqrt{n} * \text{dlamch}(\epsilon)$ for <i>zh-esvxx</i> .
<i>err=2</i>	"Guaranteed" error bound. The estimated forward error, almost certainly within a factor of 10 of the true error so long as the next entry is greater than the threshold $\sqrt{n} * \text{slamch}(\epsilon)$ for <i>chesvxx</i> and $\sqrt{n} * \text{dlamch}(\epsilon)$ for <i>zh-esvxx</i> . This error bound should only be trusted if the previous boolean is true.
<i>err=3</i>	Reciprocal condition number. Estimated normwise reciprocal condition number. Compared with the threshold $\sqrt{n} * \text{slamch}(\epsilon)$ for <i>chesvxx</i> and $\sqrt{n} * \text{dlamch}(\epsilon)$ for <i>zh-esvxx</i> to determine if the error estimate is "guaranteed". These reciprocal condition numbers are $1 / (\text{norm}(1/z, \text{inf}) * \text{norm}(z, \text{inf}))$ for some appropriately scaled matrix <i>Z</i> . Let $z = s * a$, where <i>s</i> scales each row by a power of the radix so all absolute row sums of <i>z</i> are approximately 1.

<i>err_bnds_comp</i>	<p>REAL for <i>chesvxx</i> DOUBLE PRECISION for <i>zh-esvxx</i>. Array, DIMENSION (<i>nrhs</i>, <i>n_err_bnds</i>). For each right-hand side, contains information about various error bounds and condition numbers corresponding to the componentwise relative error, which is defined as follows: Componentwise relative error in the <i>i</i>-th solution vector:</p>
----------------------	---

$$\max_j \frac{|X_{true_{ji}} - X_{ji}|}{|X_{ji}|}$$

The array is indexed by the right-hand side i , on which the componentwise relative error depends, and by the type of error information as described below. There are currently up to three pieces of information returned for each right-hand side. If componentwise accuracy is not requested ($params(3) = 0.0$), then `err_bnds_comp` is not accessed. If $n_err_bnds < 3$, then at most the first $(:, n_err_bnds)$ entries are returned.

The first index in `err_bnds_comp(i, :)` corresponds to the i -th right-hand side.

The second index in `err_bnds_comp(:, err)` contains the following three fields:

- | | |
|--------------------|--|
| <code>err=1</code> | "Trust/don't trust" boolean. Trust the answer if the reciprocal condition number is less than the threshold <code>sqrt(n)*slamch(ε)</code> for <code>chesvxx</code> and <code>sqrt(n)*dlamch(ε)</code> for <code>zhesvxx</code> . |
| <code>err=2</code> | "Guaranteed" error bound. The estimated forward error, almost certainly within a factor of 10 of the true error so long as the next entry is greater than the threshold <code>sqrt(n)*slamch(ε)</code> for <code>chesvxx</code> and <code>sqrt(n)*dlamch(ε)</code> for <code>zhesvxx</code> . This error bound should only be trusted if the previous boolean is true. |
| <code>err=3</code> | Reciprocal condition number. Estimated componentwise reciprocal condition number. Compared with the threshold <code>sqrt(n)*slamch(ε)</code> for <code>chesvxx</code> and <code>sqrt(n)*dlamch(ε)</code> for <code>zhesvxx</code> to determine if the error estimate is "guaranteed". These reciprocal condition |

numbers are

$1/(\text{norm}(1/z, \text{inf}) * \text{norm}(z, \text{inf}))$ for some appropriately scaled matrix z .

Let $z = s * (a * \text{diag}(x))$, where x is the solution for the current right-hand side and s scales each row of $a * \text{diag}(x)$ by a power of the radix so all absolute row sums of z are approximately 1.

<i>ipiv</i>	If <i>fact</i> = 'N', <i>ipiv</i> is an output argument and on exit contains details of the interchanges and the block structure D , as determined by <code>ssytrf</code> for single precision flavors and <code>dsytrf</code> for double precision flavors.
<i>equed</i>	If <i>fact</i> ≠ 'F', then <i>equed</i> is an output argument. It specifies the form of equilibration that was done (see the description of <i>equed</i> in <i>Input Arguments</i> section).
<i>info</i>	INTEGER. If <i>info</i> = 0, the execution is successful. The solution to every right-hand side is guaranteed. If <i>info</i> = - <i>i</i> , the <i>i</i> -th parameter had an illegal value. If $0 < \text{info} \leq n$: $U(\text{info}, \text{info})$ is exactly zero. The factorization has been completed, but the factor U is exactly singular, so the solution and error bounds could not be computed; <i>rcond</i> = 0 is returned. If <i>info</i> = $n+j$: The solution corresponding to the <i>j</i> -th right-hand side is not guaranteed. The solutions corresponding to other right-hand sides <i>k</i> with $k > j$ may not be guaranteed as well, but only the first such right-hand side is reported. If a small componentwise error is not requested <i>params</i> (3) = 0.0, then the <i>j</i> -th right-hand side is the first with a normwise error bound that is not guaranteed (the smallest <i>j</i> such that $\text{err_bnds_norm}(j, 1) = 0.0$ or $\text{err_bnds_comp}(j, 1) = 0.0$). See the definition of $\text{err_bnds_norm}(:, 1)$ and $\text{err_bnds_comp}(:, 1)$. To get information about all of the right-hand sides, check <i>err_bnds_norm</i> or <i>err_bnds_comp</i> .

?spsv

Computes the solution to the system of linear equations with a real or complex symmetric matrix A stored in packed format, and multiple right-hand sides.

Syntax

FORTRAN 77:

```
call sspsv( uplo, n, nrhs, ap, ipiv, b, ldb, info )
call dspsv( uplo, n, nrhs, ap, ipiv, b, ldb, info )
call cspsv( uplo, n, nrhs, ap, ipiv, b, ldb, info )
call zspsv( uplo, n, nrhs, ap, ipiv, b, ldb, info )
```

Fortran 95:

```
call spsv( ap, b [,uplo] [,ipiv] [,info] )
```

Description

This routine is declared in `mkl_lapack.fi` for FORTRAN 77 interface, in `lapack.f90` for Fortran 95 interface, and in `mkl_lapack.h` for C interface.

The routine solves for X the real or complex system of linear equations $A * X = B$, where A is an n -by- n symmetric matrix stored in packed format, the columns of matrix B are individual right-hand sides, and the columns of X are the corresponding solutions.

The diagonal pivoting method is used to factor A as $A = U * D * U^T$ or $A = L * D * L^T$, where U (or L) is a product of permutation and unit upper (lower) triangular matrices, and D is symmetric and block diagonal with 1-by-1 and 2-by-2 diagonal blocks.

The factored form of A is then used to solve the system of equations $A * X = B$.

Input Parameters

<code>uplo</code>	CHARACTER*1. Must be 'U' or 'L'. Indicates whether the upper or lower triangular part of A is stored: If <code>uplo</code> = 'U', the upper triangle of A is stored. If <code>uplo</code> = 'L', the lower triangle of A is stored.
<code>n</code>	INTEGER. The order of matrix A ; $n \geq 0$.

<i>nrhs</i>	INTEGER. The number of right-hand sides, the number of columns in <i>B</i> ; $nrhs \geq 0$.
<i>ap, b</i>	REAL for <i>sspsv</i> DOUBLE PRECISION for <i>dspsv</i> COMPLEX for <i>cspsv</i> DOUBLE COMPLEX for <i>zspsv</i> . Arrays: <i>ap</i> (*), <i>b</i> (<i>ldb</i> , *). The dimension of <i>ap</i> must be at least $\max(1, n(n+1)/2)$. The array <i>ap</i> contains the factor <i>U</i> or <i>L</i> , as specified by <i>uplo</i> , in <i>packed storage</i> (see Matrix Storage Schemes). The array <i>b</i> contains the matrix <i>B</i> whose columns are the right-hand sides for the systems of equations. The second dimension of <i>b</i> must be at least $\max(1, nrhs)$.
<i>ldb</i>	INTEGER. The first dimension of <i>b</i> ; $ldb \geq \max(1, n)$.

Output Parameters

<i>ap</i>	The block-diagonal matrix <i>D</i> and the multipliers used to obtain the factor <i>U</i> (or <i>L</i>) from the factorization of <i>A</i> as computed by ?spturf , stored as a packed triangular matrix in the same storage format as <i>A</i> .
<i>b</i>	If <i>info</i> = 0, <i>b</i> is overwritten by the solution matrix <i>X</i> .
<i>ipiv</i>	INTEGER. Array, DIMENSION at least $\max(1, n)$. Contains details of the interchanges and the block structure of <i>D</i> , as determined by ?spturf . If <i>ipiv</i> (<i>i</i>) = <i>k</i> > 0, then <i>d_{ii}</i> is a 1-by-1 block, and the <i>i</i> -th row and column of <i>A</i> was interchanged with the <i>k</i> -th row and column. If <i>uplo</i> = 'U' and <i>ipiv</i> (<i>i</i>) = <i>ipiv</i> (<i>i</i> -1) = - <i>m</i> < 0, then <i>D</i> has a 2-by-2 block in rows/columns <i>i</i> and <i>i</i> -1, and (<i>i</i> -1)-th row and column of <i>A</i> was interchanged with the <i>m</i> -th row and column. If <i>uplo</i> = 'L' and <i>ipiv</i> (<i>i</i>) = <i>ipiv</i> (<i>i</i> +1) = - <i>m</i> < 0, then <i>D</i> has a 2-by-2 block in rows/columns <i>i</i> and <i>i</i> +1, and (<i>i</i> +1)-th row and column of <i>A</i> was interchanged with the <i>m</i> -th row and column.
<i>info</i>	INTEGER. If <i>info</i> = 0, the execution is successful. If <i>info</i> = - <i>i</i> , the <i>i</i> -th parameter had an illegal value. If <i>info</i> = <i>i</i> , <i>d_{ii}</i> is 0. The factorization has been completed, but <i>D</i> is exactly singular, so the solution could not be computed.

Fortran 95 Interface Notes

Routines in Fortran 95 interface have fewer arguments in the calling sequence than their FORTRAN 77 counterparts. For general conventions applied to skip redundant or reconstructible arguments, see [Fortran 95 Interface Conventions](#).

Specific details for the routine `spsv` interface are as follows:

<code>ap</code>	Holds the array A of size $(n * (n + 1) / 2)$.
<code>b</code>	Holds the matrix B of size $(n, nrhs)$.
<code>ipiv</code>	Holds the vector with the number of elements n .
<code>uplo</code>	Must be 'U' or 'L'. The default value is 'U'.

?spsvx

Uses the diagonal pivoting factorization to compute the solution to the system of linear equations with a real or complex symmetric matrix A stored in packed format, and provides error bounds on the solution.

Syntax

FORTRAN 77:

```
call sspsvx( fact, uplo, n, nrhs, ap, afp, ipiv, b, ldb, x, ldx, rcond, ferr,
berr, work, iwork, info )

call dspsvx( fact, uplo, n, nrhs, ap, afp, ipiv, b, ldb, x, ldx, rcond, ferr,
berr, work, iwork, info )

call cspsvx( fact, uplo, n, nrhs, ap, afp, ipiv, b, ldb, x, ldx, rcond, ferr,
berr, work, rwork, info )

call zspsvx( fact, uplo, n, nrhs, ap, afp, ipiv, b, ldb, x, ldx, rcond, ferr,
berr, work, rwork, info )
```

Fortran 95:

```
call spsvx( ap, b, x [,uplo] [,afp] [,ipiv] [,fact] [,ferr] [,berr] [,rcond]
[,info] )
```

Description

This routine is declared in `mkl_lapack.fi` for FORTRAN 77 interface, in `lapack.f90` for Fortran 95 interface, and in `mkl_lapack.h` for C interface.

The routine uses the diagonal pivoting factorization to compute the solution to a real or complex system of linear equations $A^*X = B$, where A is a n -by- n symmetric matrix stored in packed format, the columns of matrix B are individual right-hand sides, and the columns of X are the corresponding solutions.

Error bounds on the solution and a condition estimate are also provided.

The routine `?spsvx` performs the following steps:

1. If $fact = 'N'$, the diagonal pivoting method is used to factor the matrix A . The form of the factorization is $A = U^*D^*U^T$ or $A = L^*D^*L^T$, where U (or L) is a product of permutation and unit upper (lower) triangular matrices, and D is symmetric and block diagonal with 1-by-1 and 2-by-2 diagonal blocks.
2. If some $d_{i,i} = 0$, so that D is exactly singular, then the routine returns with $info = i$. Otherwise, the factored form of A is used to estimate the condition number of the matrix A . If the reciprocal of the condition number is less than machine precision, $info = n+1$ is returned as a warning, but the routine still goes on to solve for x and compute error bounds as described below.
3. The system of equations is solved for x using the factored form of A .
4. Iterative refinement is applied to improve the computed solution matrix and calculate error bounds and backward error estimates for it.

Input Parameters

<i>fact</i>	<p>CHARACTER*1. Must be 'F' or 'N'.</p> <p>Specifies whether or not the factored form of the matrix A has been supplied on entry.</p> <p>If $fact = 'F'$: on entry, ap and $ipiv$ contain the factored form of A. Arrays ap, afp, and $ipiv$ are not modified.</p> <p>If $fact = 'N'$, the matrix A is copied to afp and factored.</p>
<i>uplo</i>	<p>CHARACTER*1. Must be 'U' or 'L'.</p> <p>Indicates whether the upper or lower triangular part of A is stored and how A is factored:</p> <p>If $uplo = 'U'$, the array ap stores the upper triangular part of the symmetric matrix A, and A is factored as $U^*D^*U^T$.</p>

	<p>If <code>uplo = 'L'</code>, the array <code>ap</code> stores the lower triangular part of the symmetric matrix <code>A</code>; <code>A</code> is factored as L^*D*L^T.</p>
<code>n</code>	INTEGER. The order of matrix <code>A</code> ; $n \geq 0$.
<code>nrhs</code>	<p>INTEGER. The number of right-hand sides, the number of columns in <code>B</code>; $nrhs \geq 0$.</p>
<code>ap,afp,b,work</code>	<p>REAL for <code>sspsvx</code> DOUBLE PRECISION for <code>dspsvx</code> COMPLEX for <code>cspsvx</code> DOUBLE COMPLEX for <code>zspsvx</code>.</p> <p>Arrays: <code>ap(*)</code>, <code>afp(*)</code>, <code>b(ldb,*)</code>, <code>work(*)</code>. The array <code>ap</code> contains the upper or lower triangle of the symmetric matrix <code>A</code> in <i>packed storage</i> (see Matrix Storage Schemes). The array <code>afp</code> is an input argument if <code>fact = 'F'</code>. It contains the block diagonal matrix <code>D</code> and the multipliers used to obtain the factor <code>U</code> or <code>L</code> from the factorization $A = U^*D^*U^T$ or $A = L^*D^*L^T$ as computed by <code>?spttrf</code>, in the same storage format as <code>A</code>. The array <code>b</code> contains the matrix <code>B</code> whose columns are the right-hand sides for the systems of equations. <code>work(*)</code> is a workspace array. The dimension of arrays <code>ap</code> and <code>afp</code> must be at least $\max(1, n(n+1)/2)$; the second dimension of <code>b</code> must be at least $\max(1, nrhs)$; the dimension of <code>work</code> must be at least $\max(1, 3*n)$ for real flavors and $\max(1, 2*n)$ for complex flavors.</p>
<code>ldb</code>	INTEGER. The first dimension of <code>b</code> ; $ldb \geq \max(1, n)$.
<code>ipiv</code>	<p>INTEGER. Array, DIMENSION at least $\max(1, n)$. The array <code>ipiv</code> is an input argument if <code>fact = 'F'</code>. It contains details of the interchanges and the block structure of <code>D</code>, as determined by <code>?spttrf</code>. If <code>ipiv(i) = k > 0</code>, then d_{ii} is a 1-by-1 diagonal block, and the i-th row and column of <code>A</code> was interchanged with the k-th row and column. If <code>uplo = 'U'</code> and <code>ipiv(i) = ipiv(i-1) = -m < 0</code>, then <code>D</code> has a 2-by-2 block in rows/columns i and $i-1$, and $(i-1)$-th row and column of <code>A</code> was interchanged with the m-th row and column. If <code>uplo = 'L'</code> and <code>ipiv(i) = ipiv(i+1) = -m < 0</code>, then <code>D</code> has a 2-by-2 block in rows/columns i and $i+1$, and $(i+1)$-th row and column of <code>A</code> was interchanged with the m-th row and column.</p>

ldx INTEGER. The leading dimension of the output array *x*; $ldx \geq \max(1, n)$.

iwork INTEGER. Workspace array, DIMENSION at least $\max(1, n)$; used in real flavors only.

rwork REAL for *cspsvx*
DOUBLE PRECISION for *zspsvx*.
Workspace array, DIMENSION at least $\max(1, n)$; used in complex flavors only.

Output Parameters

x REAL for *sspsvx*
DOUBLE PRECISION for *dspsvx*
COMPLEX for *cspsvx*
DOUBLE COMPLEX for *zspsvx*.
Array, DIMENSION (*ldx*, *).
If *info* = 0 or *info* = *n*+1, the array *x* contains the solution matrix *x* to the system of equations. The second dimension of *x* must be at least $\max(1, nrhs)$.

afp, *ipiv* These arrays are output arguments if *fact* = 'N'. See the description of *afp*, *ipiv* in *Input Arguments* section.

rcond REAL for single precision flavors.
DOUBLE PRECISION for double precision flavors.
An estimate of the reciprocal condition number of the matrix *A*. If *rcond* is less than the machine precision (in particular, if *rcond* = 0), the matrix is singular to working precision. This condition is indicated by a return code of *info* > 0.

ferr, *berr* REAL for single precision flavors
DOUBLE PRECISION for double precision flavors.
Arrays, DIMENSION at least $\max(1, nrhs)$. Contain the component-wise forward and relative backward errors, respectively, for each solution vector.

info INTEGER. If *info* = 0, the execution is successful.
If *info* = -*i*, the *i*-th parameter had an illegal value.

If $info = i$, and $i \leq n$, then d_{ii} is exactly zero. The factorization has been completed, but the block diagonal matrix D is exactly singular, so the solution and error bounds could not be computed; $rcond = 0$ is returned.

If $info = i$, and $i = n + 1$, then D is nonsingular, but $rcond$ is less than machine precision, meaning that the matrix is singular to working precision. Nevertheless, the solution and error bounds are computed because there are a number of situations where the computed solution can be more accurate than the value of $rcond$ would suggest.

Fortran 95 Interface Notes

Routines in Fortran 95 interface have fewer arguments in the calling sequence than their FORTRAN 77 counterparts. For general conventions applied to skip redundant or reconstructible arguments, see [Fortran 95 Interface Conventions](#).

Specific details for the routine `spsvx` interface are as follows:

<i>ap</i>	Holds the array A of size $(n^*(n+1)/2)$.
<i>b</i>	Holds the matrix B of size $(n, nrhs)$.
<i>x</i>	Holds the matrix X of size $(n, nrhs)$.
<i>afp</i>	Holds the array AF of size $(n^*(n+1)/2)$.
<i>ipiv</i>	Holds the vector with the number of elements n .
<i>ferr</i>	Holds the vector with the number of elements $nrhs$.
<i>berr</i>	Holds the vector with the number of elements $nrhs$.
<i>uplo</i>	Must be 'U' or 'L'. The default value is 'U'.
<i>fact</i>	Must be 'N' or 'F'. The default value is 'N'. If <i>fact</i> = 'F', then both arguments <i>af</i> and <i>ipiv</i> must be present; otherwise, an error is returned.

?hpsv

Computes the solution to the system of linear equations with a Hermitian matrix A stored in packed format, and multiple right-hand sides.

Syntax

FORTRAN 77:

```
call chpsv( uplo, n, nrhs, ap, ipiv, b, ldb, info )
call zhpsv( uplo, n, nrhs, ap, ipiv, b, ldb, info )
```

Fortran 95:

```
call hpsv( ap, b [,uplo] [,ipiv] [,info] )
```

Description

This routine is declared in `mkl_lapack.fi` for FORTRAN 77 interface, in `lapack.f90` for Fortran 95 interface, and in `mkl_lapack.h` for C interface.

The routine solves for x the system of linear equations $A^*X = B$, where A is an n -by- n Hermitian matrix stored in packed format, the columns of matrix B are individual right-hand sides, and the columns of x are the corresponding solutions.

The diagonal pivoting method is used to factor A as $A = U^*D^*U^H$ or $A = L^*D^*L^H$, where U (or L) is a product of permutation and unit upper (lower) triangular matrices, and D is Hermitian and block diagonal with 1-by-1 and 2-by-2 diagonal blocks.

The factored form of A is then used to solve the system of equations $A^*X = B$.

Input Parameters

<i>uplo</i>	CHARACTER*1. Must be 'U' or 'L'. Indicates whether the upper or lower triangular part of A is stored: If <i>uplo</i> = 'U', the upper triangle of A is stored. If <i>uplo</i> = 'L', the lower triangle of A is stored.
<i>n</i>	INTEGER. The order of matrix A ; $n \geq 0$.
<i>nrhs</i>	INTEGER. The number of right-hand sides; the number of columns in B ; $nrhs \geq 0$.
<i>ap, b</i>	COMPLEX for <code>chpsv</code>

DOUBLE COMPLEX for zhpsv.

Arrays: $ap(*)$, $b(ldb,*)$.

The dimension of ap must be at least $\max(1, n(n+1)/2)$. The array ap contains the factor U or L , as specified by $uplo$, in *packed storage* (see [Matrix Storage Schemes](#)).

The array b contains the matrix B whose columns are the right-hand sides for the systems of equations. The second dimension of b must be at least $\max(1, nrhs)$.

ldb

INTEGER. The first dimension of b ; $ldb \geq \max(1, n)$.

Output Parameters

ap

The block-diagonal matrix D and the multipliers used to obtain the factor U (or L) from the factorization of A as computed by [?hptrf](#), stored as a packed triangular matrix in the same storage format as A .

b

If $info = 0$, b is overwritten by the solution matrix X .

$ipiv$

INTEGER.

Array, DIMENSION at least $\max(1, n)$. Contains details of the interchanges and the block structure of D , as determined by [?hptrf](#).

If $ipiv(i) = k > 0$, then d_{ii} is a 1-by-1 block, and the i -th row and column of A was interchanged with the k -th row and column.

If $uplo = 'U'$ and $ipiv(i) = ipiv(i-1) = -m < 0$, then D has a 2-by-2 block in rows/columns i and $i-1$, and $(i-1)$ -th row and column of A was interchanged with the m -th row and column.

If $uplo = 'L'$ and $ipiv(i) = ipiv(i+1) = -m < 0$, then D has a 2-by-2 block in rows/columns i and $i+1$, and $(i+1)$ -th row and column of A was interchanged with the m -th row and column.

$info$

INTEGER. If $info = 0$, the execution is successful.

If $info = -i$, the i -th parameter had an illegal value.

If $info = i$, d_{ii} is 0. The factorization has been completed, but D is exactly singular, so the solution could not be computed.

Fortran 95 Interface Notes

Routines in Fortran 95 interface have fewer arguments in the calling sequence than their FORTRAN 77 counterparts. For general conventions applied to skip redundant or reconstructible arguments, see [Fortran 95 Interface Conventions](#).

Specific details for the routine `hpsv` interface are as follows:

<i>ap</i>	Holds the array <i>A</i> of size $(n * (n+1) / 2)$.
<i>b</i>	Holds the matrix <i>B</i> of size $(n, nrhs)$.
<i>ipiv</i>	Holds the vector with the number of elements <i>n</i> .
<i>uplo</i>	Must be 'U' or 'L'. The default value is 'U'.

?hpsvx

Uses the diagonal pivoting factorization to compute the solution to the system of linear equations with a Hermitian matrix A stored in packed format, and provides error bounds on the solution.

Syntax

FORTRAN 77:

```
call chpsvx( fact, uplo, n, nrhs, ap, afp, ipiv, b, ldb, x, ldx, rcond, ferr,
berr, work, rwork, info )

call zhpsvx( fact, uplo, n, nrhs, ap, afp, ipiv, b, ldb, x, ldx, rcond, ferr,
berr, work, rwork, info )
```

Fortran 95:

```
call hpsvx( ap, b, x [,uplo] [,afp] [,ipiv] [,fact] [,ferr] [,berr] [,rcond]
[,info] )
```

Description

This routine is declared in `mkl_lapack.fi` for FORTRAN 77 interface, in `lapack.f90` for Fortran 95 interface, and in `mkl_lapack.h` for C interface.

The routine uses the diagonal pivoting factorization to compute the solution to a complex system of linear equations $A * X = B$, where *A* is a *n*-by-*n* Hermitian matrix stored in packed format, the columns of matrix *B* are individual right-hand sides, and the columns of *x* are the corresponding solutions.

Error bounds on the solution and a condition estimate are also provided.

The routine ?hpsvx performs the following steps:

1. If $fact = 'N'$, the diagonal pivoting method is used to factor the matrix A . The form of the factorization is $A = U*D*U^H$ or $A = L*D*L^H$, where U (or L) is a product of permutation and unit upper (lower) triangular matrices, and D is a Hermitian and block diagonal with 1-by-1 and 2-by-2 diagonal blocks.
2. If some $d_{i,i} = 0$, so that D is exactly singular, then the routine returns with $info = i$. Otherwise, the factored form of A is used to estimate the condition number of the matrix A . If the reciprocal of the condition number is less than machine precision, $info = n+1$ is returned as a warning, but the routine still goes on to solve for x and compute error bounds as described below.
3. The system of equations is solved for x using the factored form of A .
4. Iterative refinement is applied to improve the computed solution matrix and calculate error bounds and backward error estimates for it.

Input Parameters

<i>fact</i>	<p>CHARACTER*1. Must be 'F' or 'N'.</p> <p>Specifies whether or not the factored form of the matrix A has been supplied on entry.</p> <p>If $fact = 'F'$: on entry, <i>afp</i> and <i>ipiv</i> contain the factored form of A. Arrays <i>ap</i>, <i>afp</i>, and <i>ipiv</i> are not modified.</p> <p>If $fact = 'N'$, the matrix A is copied to <i>afp</i> and factored.</p>
<i>uplo</i>	<p>CHARACTER*1. Must be 'U' or 'L'.</p> <p>Indicates whether the upper or lower triangular part of A is stored and how A is factored:</p> <p>If $uplo = 'U'$, the array <i>ap</i> stores the upper triangular part of the Hermitian matrix A, and A is factored as $U*D*U^H$.</p> <p>If $uplo = 'L'$, the array <i>ap</i> stores the lower triangular part of the Hermitian matrix A, and A is factored as $L*D*L^H$.</p>
<i>n</i>	<p>INTEGER. The order of matrix A; $n \geq 0$.</p>
<i>nrhs</i>	<p>INTEGER. The number of right-hand sides, the number of columns in B; $nrhs \geq 0$.</p>
<i>ap,afp,b,work</i>	<p>COMPLEX for <i>chpsvx</i> DOUBLE COMPLEX for <i>zhpsvx</i>.</p> <p>Arrays: <i>ap</i>(*), <i>afp</i>(*), <i>b</i>(ldb,*), <i>work</i>(*).</p> <p>The array <i>ap</i> contains the upper or lower triangle of the Hermitian matrix A in <i>packed storage</i> (see Matrix Storage Schemes).</p>

The array *afp* is an input argument if *fact* = 'F'. It contains the block diagonal matrix *D* and the multipliers used to obtain the factor *U* or *L* from the factorization $A = U^*D^*U^H$ or $A = L^*D^*L^H$ as computed by [?hptrf](#), in the same storage format as *A*.

The array *b* contains the matrix *B* whose columns are the right-hand sides for the systems of equations.

work(*) is a workspace array.

The dimension of arrays *ap* and *afp* must be at least $\max(1, n(n+1)/2)$; the second dimension of *b* must be at least $\max(1, nrhs)$; the dimension of *work* must be at least $\max(1, 2*n)$.

ldb

INTEGER. The first dimension of *b*; $ldb \geq \max(1, n)$.

ipiv

INTEGER.

Array, DIMENSION at least $\max(1, n)$. The array *ipiv* is an input argument if *fact* = 'F'. It contains details of the interchanges and the block structure of *D*, as determined by [?hptrf](#).

If *ipiv*(*i*) = *k* > 0, then *d_{ii}* is a 1-by-1 diagonal block, and the *i*-th row and column of *A* was interchanged with the *k*-th row and column.

If *uplo* = 'U' and *ipiv*(*i*) = *ipiv*(*i*-1) = -*m* < 0, then *D* has a 2-by-2 block in rows/columns *i* and *i*-1, and (*i*-1)-th row and column of *A* was interchanged with the *m*-th row and column.

If *uplo* = 'L' and *ipiv*(*i*) = *ipiv*(*i*+1) = -*m* < 0, then *D* has a 2-by-2 block in rows/columns *i* and *i*+1, and (*i*+1)-th row and column of *A* was interchanged with the *m*-th row and column.

ldx

INTEGER. The leading dimension of the output array *x*; $ldx \geq \max(1, n)$.

rwork

REAL for *chpsvx*

DOUBLE PRECISION for *zhpsvx*.

Workspace array, DIMENSION at least $\max(1, n)$.

Output Parameters

x

COMPLEX for *chpsvx*

DOUBLE COMPLEX for *zhpsvx*.

Array, DIMENSION (*ldx*, *).

If *info* = 0 or *info* = *n*+1, the array *x* contains the solution matrix *x* to the system of equations. The second dimension of *x* must be at least $\max(1, nrhs)$.

<i>afp, ipiv</i>	These arrays are output arguments if <i>fact</i> = 'N'. See the description of <i>afp, ipiv</i> in <i>Input Arguments</i> section.
<i>rcond</i>	REAL for <i>chpsvx</i> DOUBLE PRECISION for <i>zhpsvx</i> . An estimate of the reciprocal condition number of the matrix <i>A</i> . If <i>rcond</i> is less than the machine precision (in particular, if <i>rcond</i> = 0), the matrix is singular to working precision. This condition is indicated by a return code of <i>info</i> > 0.
<i>ferr</i>	REAL for <i>chpsvx</i> DOUBLE PRECISION for <i>zhpsvx</i> . Array, DIMENSION at least $\max(1, nrhs)$. Contains the estimated forward error bound for each solution vector <i>x(j)</i> (the <i>j</i> -th column of the solution matrix <i>X</i>). If <i>xtrue</i> is the true solution corresponding to <i>x(j)</i> , <i>ferr(j)</i> is an estimated upper bound for the magnitude of the largest element in (<i>x(j)</i> - <i>xtrue</i>) divided by the magnitude of the largest element in <i>x(j)</i> . The estimate is as reliable as the estimate for <i>rcond</i> , and is almost always a slight overestimate of the true error.
<i>berr</i>	REAL for <i>chpsvx</i> DOUBLE PRECISION for <i>zhpsvx</i> . Array, DIMENSION at least $\max(1, nrhs)$. Contains the component-wise relative backward error for each solution vector <i>x(j)</i> , that is, the smallest relative change in any element of <i>A</i> or <i>B</i> that makes <i>x(j)</i> an exact solution.
<i>info</i>	INTEGER. If <i>info</i> = 0, the execution is successful. If <i>info</i> = - <i>i</i> , the <i>i</i> -th parameter had an illegal value. If <i>info</i> = <i>i</i> , and <i>i</i> ≤ <i>n</i> , then <i>d_{ii}</i> is exactly zero. The factorization has been completed, but the block diagonal matrix <i>D</i> is exactly singular, so the solution and error bounds could not be computed; <i>rcond</i> = 0 is returned. If <i>info</i> = <i>i</i> , and <i>i</i> = <i>n</i> + 1, then <i>D</i> is nonsingular, but <i>rcond</i> is less than machine precision, meaning that the matrix is singular to working precision. Nevertheless, the solution and error bounds are computed because there are a number of situations where the computed solution can be more accurate than the value of <i>rcond</i> would suggest.

Fortran 95 Interface Notes

Routines in Fortran 95 interface have fewer arguments in the calling sequence than their FORTRAN 77 counterparts. For general conventions applied to skip redundant or reconstructible arguments, see [Fortran 95 Interface Conventions](#).

Specific details for the routine `hpsvx` interface are as follows:

<i>ap</i>	Holds the array <i>A</i> of size $(n * (n+1) / 2)$.
<i>b</i>	Holds the matrix <i>B</i> of size $(n, nrhs)$.
<i>x</i>	Holds the matrix <i>X</i> of size $(n, nrhs)$.
<i>afp</i>	Holds the array <i>AF</i> of size $(n * (n+1) / 2)$.
<i>ipiv</i>	Holds the vector with the number of elements <i>n</i> .
<i>ferr</i>	Holds the vector with the number of elements <i>nrhs</i> .
<i>berr</i>	Holds the vector with the number of elements <i>nrhs</i> .
<i>uplo</i>	Must be 'U' or 'L'. The default value is 'U'.
<i>fact</i>	Must be 'N' or 'F'. The default value is 'N'. If <i>fact</i> = 'F', then both arguments <i>af</i> and <i>ipiv</i> must be present; otherwise, an error is returned.

LAPACK Routines: Least Squares and Eigenvalue Problems

4

This chapter describes the Intel® Math Kernel Library implementation of routines from the LAPACK package that are used for solving linear least squares problems, eigenvalue and singular value problems, as well as performing a number of related computational tasks.

Sections in this chapter include descriptions of LAPACK [computational routines](#) and [driver routines](#). For full reference on LAPACK routines and related information see [\[LUG\]](#).

Least Squares Problems. A typical *least squares problem* is as follows: given a matrix A and a vector b , find the vector x that minimizes the sum of squares $\sum_i (Ax)_i - b_i)^2$ or, equivalently, find the vector x that minimizes the 2-norm $\|Ax - b\|_2$.

In the most usual case, A is an m -by- n matrix with $m \geq n$ and $\text{rank}(A) = n$. This problem is also referred to as finding the *least squares solution* to an *overdetermined* system of linear equations (here we have more equations than unknowns). To solve this problem, you can use the QR factorization of the matrix A (see [QR Factorization](#)).

If $m < n$ and $\text{rank}(A) = m$, there exist an infinite number of solutions x which exactly satisfy $Ax = b$, and thus minimize the norm $\|Ax - b\|_2$. In this case it is often useful to find the unique solution that minimizes $\|x\|_2$. This problem is referred to as finding the *minimum-norm solution* to an *underdetermined* system of linear equations (here we have more unknowns than equations). To solve this problem, you can use the LQ factorization of the matrix A (see [LQ Factorization](#)).

In the general case you may have a *rank-deficient least squares problem*, with $\text{rank}(A) < \min(m, n)$: find the *minimum-norm least squares solution* that minimizes both $\|x\|_2$ and $\|Ax - b\|_2^2$. In this case (or when the rank of A is in doubt) you can use the QR factorization with pivoting or *singular value decomposition* (see [Singular Value Decomposition](#)).

Eigenvalue Problems. The eigenvalue problems (from German *eigen* "own") are stated as follows: given a matrix A , find the *eigenvalues* λ and the corresponding *eigenvectors* z that satisfy the equation

$$Az = \lambda z \text{ (right eigenvectors } z)$$

or the equation

$$z^H A = \lambda z^H \text{ (left eigenvectors } z).$$

If A is a real symmetric or complex Hermitian matrix, the above two equations are equivalent, and the problem is called a *symmetric* eigenvalue problem. Routines for solving this type of problems are described in the section [Symmetric Eigenvalue Problems](#).

Routines for solving eigenvalue problems with nonsymmetric or non-Hermitian matrices are described in the section [Nonsymmetric Eigenvalue Problems](#).

The library also includes routines that handle *generalized symmetric-definite eigenvalue problems*: find the eigenvalues λ and the corresponding eigenvectors x that satisfy one of the following equations:

$$Az = \lambda Bz, ABz = \lambda z, \text{ or } BAz = \lambda z,$$

where A is symmetric or Hermitian, and B is symmetric positive-definite or Hermitian positive-definite. Routines for reducing these problems to standard symmetric eigenvalue problems are described in the section [Generalized Symmetric-Definite Eigenvalue Problems](#).

To solve a particular problem, you usually call several computational routines. Sometimes you need to combine the routines of this chapter with other LAPACK routines described in Chapter 3 as well as with BLAS routines described in Chapter 2.

For example, to solve a set of least squares problems minimizing $\|Ax - b\|^2$ for all columns b of a given matrix B (where A and B are real matrices), you can call `?geqrf` to form the factorization $A = QR$, then call `?ormqr` to compute $C = Q^H B$ and finally call the BLAS routine `?trsm` to solve for X the system of equations $RX = C$.

Another way is to call an appropriate driver routine that performs several tasks in one call. For example, to solve the least squares problem the driver routine `?gels` can be used.



WARNING. LAPACK routines require that input matrices do not contain `INF` or `NaN` values. When input data is inappropriate for LAPACK, problems may arise, including possible hangs.

Starting from release 8.0, Intel MKL along with FORTRAN 77 interface to LAPACK computational and driver routines supports also Fortran 95 interface which uses simplified routine calls with shorter argument lists. The calling sequence for Fortran 95 interface is given in the syntax section of the routine description immediately after FORTRAN 77 calls.

Routine Naming Conventions

For each routine in this chapter, when calling it from the FORTRAN 77 program you can use the LAPACK name.

LAPACK names have the structure `xyyzzz`, which is described below.

The initial letter x indicates the data type:

s	real, single precision
c	complex, single precision
d	real, double precision
z	complex, double precision

The second and third letters *yy* indicate the matrix type and storage scheme:

bd	bidiagonal matrix
ge	general matrix
gb	general band matrix
hs	upper Hessenberg matrix
or	(real) orthogonal matrix
op	(real) orthogonal matrix (packed storage)
un	(complex) unitary matrix
up	(complex) unitary matrix (packed storage)
pt	symmetric or Hermitian positive-definite tridiagonal matrix
sy	symmetric matrix
sp	symmetric matrix (packed storage)
sb	(real) symmetric band matrix
st	(real) symmetric tridiagonal matrix
he	Hermitian matrix
hp	Hermitian matrix (packed storage)
hb	(complex) Hermitian band matrix
tr	triangular or quasi-triangular matrix.

The last three letters *zzz* indicate the computation performed, for example:

qrf	form the QR factorization
lqf	form the LQ factorization.

Thus, the routine `sgeqrf` forms the QR factorization of general real matrices in single precision; the corresponding routine for complex matrices is `cgeqrf`.

Names of the LAPACK computational and driver routines for Fortran 95 interface in Intel MKL are the same as FORTRAN 77 names but without the first letter that indicates the data type. For example, the name of the routine that forms the QR factorization of general real matrices in Fortran 95 interface is `geqrf`. Handling of different data types is done through defining a specific internal parameter referring to a module block with named constants for single and double precision.

For details on the design of Fortran 95 interface for LAPACK computational and driver routines in Intel MKL and for the general information on how the optional arguments are reconstructed, see [Fortran 95 Interface Conventions](#) in chapter 3 .

Matrix Storage Schemes

LAPACK routines use the following matrix storage schemes:

- *Full storage*: a matrix A is stored in a two-dimensional array a , with the matrix element a_{ij} stored in the array element $a(i, j)$.
- *Packed storage* scheme allows you to store symmetric, Hermitian, or triangular matrices more compactly: the upper or lower triangle of the matrix is packed by columns in a one-dimensional array.
- *Band storage*: an m -by- n band matrix with kl sub-diagonals and ku super-diagonals is stored compactly in a two-dimensional array ab with $kl+ku+1$ rows and n columns. Columns of the matrix are stored in the corresponding columns of the array, and *diagonals* of the matrix are stored in rows of the array.

In Chapters 3 and 4, arrays that hold matrices in packed storage have names ending in p ; arrays with matrices in band storage have names ending in b . For more information on matrix storage schemes, see “[Matrix Arguments](#)” in Appendix B.

Mathematical Notation

In addition to the mathematical notation used in previous chapters, descriptions of routines in this chapter use the following notation:

λ_i	<i>Eigenvalues</i> of the matrix A (for the definition of eigenvalues, see Eigenvalue Problems).
σ_i	<i>Singular values</i> of the matrix A . They are equal to square roots of the eigenvalues of $A^H A$. (For more information, see Singular Value Decomposition).
$\ x\ _2$	The <i>2-norm</i> of the vector x : $\ x\ _2 = (\sum_i x_i ^2)^{1/2} = \ x\ _E$.
$\ A\ _2$	The <i>2-norm</i> (or <i>spectral norm</i>) of the matrix A . $\ A\ _2 = \max_i \sigma_i$, $\ A\ _2^2 = \max_{\ x\ =1} (Ax \cdot Ax)$.
$\ A\ _E$	The <i>Euclidean norm</i> of the matrix A : $\ A\ _E^2 = \sum_i \sum_j a_{ij} ^2$ (for vectors, the Euclidean norm and the 2-norm are equal: $\ x\ _E = \ x\ _2$).
$q(x, y)$	The <i>acute angle between vectors</i> x and y : $\cos q(x, y) = x \cdot y / (\ x\ _2 \ y\ _2)$.

Computational Routines

In the sections that follow, the descriptions of LAPACK computational routines are given. These routines perform distinct computational tasks that can be used for:

Orthogonal Factorizations

Singular Value Decomposition

Symmetric Eigenvalue Problems

Generalized Symmetric-Definite Eigenvalue Problems

Nonsymmetric Eigenvalue Problems

Generalized Nonsymmetric Eigenvalue Problems

Generalized Singular Value Decomposition

See also the respective [driver routines](#).

Orthogonal Factorizations

This section describes the LAPACK routines for the QR (RQ) and LQ (QL) factorization of matrices. Routines for the RZ factorization as well as for generalized QR and RQ factorizations are also included.

QR Factorization. Assume that A is an m -by- n matrix to be factored.

If $m \geq n$, the QR factorization is given by

$$A = Q \begin{pmatrix} R \\ 0 \end{pmatrix} = (Q_1, Q_2) \begin{pmatrix} R \\ 0 \end{pmatrix}$$

where R is an n -by- n upper triangular matrix with real diagonal elements, and Q is an m -by- m orthogonal (or unitary) matrix.

You can use the QR factorization for solving the following least squares problem: minimize $\|Ax - b\|^2$ where A is a full-rank m -by- n matrix ($m \geq n$). After factoring the matrix, compute the solution x by solving $Rx = (Q_1)^T b$.

If $m < n$, the QR factorization is given by

$$A = QR = Q(R_1 R_2)$$

where R is trapezoidal, R_1 is upper triangular and R_2 is rectangular.

The LAPACK routines do not form the matrix Q explicitly. Instead, Q is represented as a product of $\min(m, n)$ *elementary reflectors*. Routines are provided to work with Q in this representation.

LQ Factorization LQ factorization of an m -by- n matrix A is as follows. If $m \leq n$,

$$A = (L, 0) Q = (L, 0) \begin{pmatrix} Q_1 \\ Q_2 \end{pmatrix} = (LQ1)$$

where L is an m -by- m lower triangular matrix with real diagonal elements, and Q is an n -by- n orthogonal (or unitary) matrix.

If $m > n$, the LQ factorization is

$$A = \begin{pmatrix} L_1 \\ L_2 \end{pmatrix} Q$$

where L_1 is an n -by- n lower triangular matrix, L_2 is rectangular, and Q is an n -by- n orthogonal (or unitary) matrix.

You can use the LQ factorization to find the minimum-norm solution of an underdetermined system of linear equations $Ax = b$ where A is an m -by- n matrix of rank m ($m < n$). After factoring the matrix, compute the solution vector x as follows: solve $L_y = b$ for y , and then compute $x = (Q_1)^H y$.

[Table 4-1](#) lists LAPACK routines (FORTRAN 77 interface) that perform orthogonal factorization of matrices. Respective routine names in Fortran 95 interface are without the first symbol (see [Routine Naming Conventions](#)).

Table 4-1 Computational Routines for Orthogonal Factorization

Matrix type, factorization	Factorize without pivoting	Factorize with pivoting	Generate matrix Q	Apply matrix Q
general matrices, QR factorization	?geqrf	?geqpf	?orgqr	?ormqr
		?geqp3	?ungqr	?unmqr

Matrix type, factorization	Factorize without pivoting	Factorize with pivoting	Generate matrix Q	Apply matrix Q
general matrices, RQ factorization	?gerqf		?orgrq	?ormrq
			?ungrq	?unmrq
general matrices, LQ factorization	?gelqf		?orglq	?ormlq
			?unglq	?unmlq
general matrices, QL factorization	?geqlf		?orgql	?ormql
			?ungql	?unmql
trapezoidal matrices, RZ factorization	?tzzrf			?ormrz
				?unmrz
pair of matrices, generalized QR factorization	?ggqrf			
pair of matrices, generalized RQ factorization	?ggrqf			

?geqrf

Computes the QR factorization of a general *m*-by-*n* matrix.

Syntax

Fortran 77:

```
call sgeqrf(m, n, a, lda, tau, work, lwork, info)
call dgeqrf(m, n, a, lda, tau, work, lwork, info)
call cgeqrf(m, n, a, lda, tau, work, lwork, info)
call zgeqrf(m, n, a, lda, tau, work, lwork, info)
```

Fortran 95:

```
call geqrf(a [, tau] [,info])
```

Description

This routine is declared in `mkl_lapack.fi` for FORTRAN 77 interface, in `lapack.f90` for Fortran 95 interface, and in `mkl_lapack.h` for C interface.

The routine forms the QR factorization of a general m -by- n matrix A (see [Orthogonal Factorizations](#)). No pivoting is performed.

The routine does not form the matrix Q explicitly. Instead, Q is represented as a product of $\min(m, n)$ *elementary reflectors*. Routines are provided to work with Q in this representation.



NOTE. This routine supports the Progress Routine feature. See [Progress Function](#) section for details.

Input Parameters

<i>m</i>	INTEGER. The number of rows in the matrix A ($m \geq 0$).
<i>n</i>	INTEGER. The number of columns in A ($n \geq 0$).
<i>a, work</i>	<p>REAL for <code>sgeqrf</code> DOUBLE PRECISION for <code>dgeqrf</code> COMPLEX for <code>cgeqrf</code> DOUBLE COMPLEX for <code>zgeqrf</code>.</p> <p>Arrays: $a(lda,*)$ contains the matrix A. The second dimension of a must be at least $\max(1, n)$. $work$ is a workspace array, its dimension $\max(1, lwork)$.</p>
<i>lda</i>	INTEGER. The first dimension of a ; at least $\max(1, m)$.
<i>lwork</i>	<p>INTEGER. The size of the $work$ array ($lwork \geq n$). If $lwork = -1$, then a workspace query is assumed; the routine only calculates the optimal size of the $work$ array, returns this value as the first entry of the $work$ array, and no error message related to $lwork$ is issued by <code>xerbla</code>. See Application Notes for the suggested value of $lwork$.</p>

Output Parameters

<i>a</i>	Overwritten by the factorization data as follows:
----------	---

If $m \geq n$, the elements below the diagonal are overwritten by the details of the unitary matrix Q , and the upper triangle is overwritten by the corresponding elements of the upper triangular matrix R .

If $m < n$, the strictly lower triangular part is overwritten by the details of the unitary matrix Q , and the remaining elements are overwritten by the corresponding elements of the m -by- n upper trapezoidal matrix R .

<i>tau</i>	REAL for <i>sgeqrf</i> DOUBLE PRECISION for <i>dgeqrf</i> COMPLEX for <i>cgeqrf</i> DOUBLE COMPLEX for <i>zgeqrf</i> . Array, DIMENSION at least $\max(1, \min(m, n))$. Contains additional information on the matrix Q .
<i>work</i> (1)	If <i>info</i> = 0, on exit <i>work</i> (1) contains the minimum value of <i>lwork</i> required for optimum performance. Use this <i>lwork</i> for subsequent runs.
<i>info</i>	INTEGER. If <i>info</i> = 0, the execution is successful. If <i>info</i> = - <i>i</i> , the <i>i</i> -th parameter had an illegal value.

Fortran 95 Interface Notes

Routines in Fortran 95 interface have fewer arguments in the calling sequence than their FORTRAN 77 counterparts. For general conventions applied to skip redundant or restorable arguments, see [Fortran 95 Interface Conventions](#).

Specific details for the routine *geqrf* interface are the following:

<i>a</i>	Holds the matrix A of size (m, n) .
<i>tau</i>	Holds the vector of length $\min(m, n)$

Application Notes

For better performance, try using $lwork = n * blocksize$, where *blocksize* is a machine-dependent value (typically, 16 to 64) required for optimum performance of the *blocked algorithm*.

If you are in doubt how much workspace to supply, use a generous value of *lwork* for the first run or set $lwork = -1$.

If you choose the first option and set any of admissible *lwork* sizes, which is no less than the minimal value described, the routine completes the task, though probably not so fast as with a recommended workspace, and provides the recommended workspace in the first element of the corresponding array *work* on exit. Use this value (*work*(1)) for subsequent runs.

If you set *lwork* = -1, the routine returns immediately and provides the recommended workspace in the first element of the corresponding array (*work*). This operation is called a workspace query.

Note that if you set *lwork* to less than the minimal required value and not -1, the routine returns immediately with an error exit and does not provide any information on the recommended workspace.

The computed factorization is the exact factorization of a matrix $A + E$, where

$$\|E\|_2 = O(\epsilon) \|A\|_2.$$

The approximate number of floating-point operations for real flavors is

$$\begin{aligned} (4/3)n^3 & \text{ if } m = n, \\ (2/3)n^2(3m-n) & \text{ if } m > n, \\ (2/3)m^2(3n-m) & \text{ if } m < n. \end{aligned}$$

The number of operations for complex flavors is 4 times greater.

To solve a set of least squares problems minimizing $\|A^*x - b\|_2$ for all columns *b* of a given matrix *B*, you can call the following:

<code>?geqrf</code> (this routine)	to factorize $A = QR$;
<code>?ormqr</code>	to compute $C = Q^T * B$ (for real matrices);
<code>?unmqr</code>	to compute $C = Q^H * B$ (for complex matrices);
<code>?trsm</code> (a BLAS routine)	to solve $R * X = C$.

(The columns of the computed *x* are the least squares solution vectors *x*.)

To compute the elements of *Q* explicitly, call

<code>?orgqr</code>	(for real matrices)
<code>?ungqr</code>	(for complex matrices).

?geqpf

Computes the QR factorization of a general m -by- n matrix with pivoting.

Syntax

FORTRAN 77:

```
call sgeqpf(m, n, a, lda, jpvt, tau, work, info)
call dgeqpf(m, n, a, lda, jpvt, tau, work, info)
call cgeqpf(m, n, a, lda, jpvt, tau, work, rwork, info)
call zgeqpf(m, n, a, lda, jpvt, tau, work, rwork, info)
```

Fortran 95:

```
call geqpf(a, jpvt [,tau] [,info])
```

Description

This routine is declared in `mkl_lapack.fi` for FORTRAN 77 interface, in `lapack.f90` for Fortran 95 interface, and in `mkl_lapack.h` for C interface.

The routine is deprecated and has been replaced by routine [?geqp3](#).

The routine `?geqpf` forms the QR factorization of a general m -by- n matrix A with column pivoting: $A^*P = Q^*R$ (see [Orthogonal Factorizations](#)). Here P denotes an n -by- n permutation matrix.

The routine does not form the matrix Q explicitly. Instead, Q is represented as a product of $\min(m, n)$ *elementary reflectors*. Routines are provided to work with Q in this representation.

Input Parameters

m	INTEGER. The number of rows in the matrix A ($m \geq 0$).
n	INTEGER. The number of columns in A ($n \geq 0$).
$a, work$	REAL for <code>sgeqpf</code> DOUBLE PRECISION for <code>dgeqpf</code> COMPLEX for <code>cgeqpf</code> DOUBLE COMPLEX for <code>zgeqpf</code> . Arrays: a ($lda, *$) contains the matrix A . The second dimension of a must be at least $\max(1, n)$.

	<i>work</i> (<i>lwork</i>) is a workspace array. The size of the <i>work</i> array must be at least $\max(1, 3*n)$ for real flavors and at least $\max(1, n)$ for complex flavors.
<i>lda</i>	INTEGER. The first dimension of <i>a</i> ; at least $\max(1, m)$.
<i>jpvt</i>	INTEGER. Array, DIMENSION at least $\max(1, n)$. On entry, if $jpvt(i) > 0$, the <i>i</i> -th column of <i>A</i> is moved to the beginning of <i>A*P</i> before the computation, and fixed in place during the computation. If $jpvt(i) = 0$, the <i>i</i> th column of <i>A</i> is a free column (that is, it may be interchanged during the computation with any other free column).
<i>rwork</i>	REAL for <i>cgeqpf</i> DOUBLE PRECISION for <i>zgeqpf</i> . A workspace array, DIMENSION at least $\max(1, 2*n)$.

Output Parameters

<i>a</i>	Overwritten by the factorization data as follows: If $m \geq n$, the elements below the diagonal are overwritten by the details of the unitary (orthogonal) matrix <i>Q</i> , and the upper triangle is overwritten by the corresponding elements of the upper triangular matrix <i>R</i> . If $m < n$, the strictly lower triangular part is overwritten by the details of the matrix <i>Q</i> , and the remaining elements are overwritten by the corresponding elements of the <i>m</i> -by- <i>n</i> upper trapezoidal matrix <i>R</i> .
<i>tau</i>	REAL for <i>sgeqpf</i> DOUBLE PRECISION for <i>dgeqpf</i> COMPLEX for <i>cgeqpf</i> DOUBLE COMPLEX for <i>zgeqpf</i> . Array, DIMENSION at least $\max(1, \min(m, n))$. Contains additional information on the matrix <i>Q</i> .
<i>jpvt</i>	Overwritten by details of the permutation matrix <i>P</i> in the factorization $A*P = Q*R$. More precisely, the columns of <i>A*P</i> are the columns of <i>A</i> in the following order: <i>jpvt</i> (1), <i>jpvt</i> (2), ..., <i>jpvt</i> (<i>n</i>).
<i>info</i>	INTEGER.

If $info = 0$, the execution is successful.

If $info = -i$, the i -th parameter had an illegal value.

Fortran 95 Interface Notes

Routines in Fortran 95 interface have fewer arguments in the calling sequence than their FORTRAN 77 counterparts. For general conventions applied to skip redundant or restorable arguments, see [Fortran 95 Interface Conventions](#).

Specific details for the routine `geqpf` interface are the following:

<code>a</code>	Holds the matrix A of size (m, n) .
<code>jpvt</code>	Holds the vector of length n .
<code>tau</code>	Holds the vector of length $\min(m, n)$.

Application Notes

The computed factorization is the exact factorization of a matrix $A + E$, where

$$\|E\|_2 = O(\epsilon) \|A\|_2.$$

The approximate number of floating-point operations for real flavors is

$$\begin{aligned} (4/3)n^3 & \quad \text{if } m = n, \\ (2/3)n^2(3m-n) & \quad \text{if } m > n, \\ (2/3)m^2(3n-m) & \quad \text{if } m < n. \end{aligned}$$

The number of operations for complex flavors is 4 times greater.

To solve a set of least squares problems minimizing $\|A^*x - b\|_2$ for all columns b of a given matrix B , you can call the following:

`?geqpf` (this routine) to factorize $A^*P = Q^*R$;
`?ormqr` to compute $C = Q^T * B$ (for real matrices);
`?unmqr` to compute $C = Q^H * B$ (for complex matrices);
`?trsm` (a BLAS routine) to solve $R^*X = C$.

(The columns of the computed x are the permuted least squares solution vectors x ; the output array `jpvt` specifies the permutation order.)

To compute the elements of Q explicitly, call

`?orgqr` (for real matrices)

[?ungqr](#) (for complex matrices).

?geqp3

Computes the QR factorization of a general m -by- n matrix with column pivoting using level 3 BLAS.

Syntax

FORTRAN 77:

```
call sgeqp3(m, n, a, lda, jpvt, tau, work, lwork, info)
call dgeqp3(m, n, a, lda, jpvt, tau, work, lwork, info)
call cgeqp3(m, n, a, lda, jpvt, tau, work, lwork, rwork, info)
call zgeqp3(m, n, a, lda, jpvt, tau, work, lwork, rwork, info)
```

Fortran 95:

```
call gepq3(a, jpvt [,tau] [,info])
```

Description

This routine is declared in `mkl_lapack.fi` for FORTRAN 77 interface, in `lapack.f90` for Fortran 95 interface, and in `mkl_lapack.h` for C interface.

The routine forms the QR factorization of a general m -by- n matrix A with column pivoting: $A^*P = Q^*R$ (see [Orthogonal Factorizations](#)) using Level 3 BLAS. Here P denotes an n -by- n permutation matrix. Use this routine instead of [?geqpf](#) for better performance.

The routine does not form the matrix Q explicitly. Instead, Q is represented as a product of $\min(m, n)$ *elementary reflectors*. Routines are provided to work with Q in this representation.

Input Parameters

m	INTEGER. The number of rows in the matrix A ($m \geq 0$).
n	INTEGER. The number of columns in A ($n \geq 0$).
$a, work$	REAL for <code>sgeqp3</code> DOUBLE PRECISION for <code>dgeqp3</code> COMPLEX for <code>cgeqp3</code> DOUBLE COMPLEX for <code>zgeqp3</code> .

Arrays:

$a(lda,*)$ contains the matrix A .

The second dimension of a must be at least $\max(1, n)$.

$work$ is a workspace array, its dimension $\max(1, lwork)$.

lda	INTEGER. The first dimension of a ; at least $\max(1, m)$.
$lwork$	INTEGER. The size of the $work$ array; must be at least $\max(1, 3*n+1)$ for real flavors, and at least $\max(1, n+1)$ for complex flavors. If $lwork = -1$, then a workspace query is assumed; the routine only calculates the optimal size of the $work$ array, returns this value as the first entry of the $work$ array, and no error message related to $lwork$ is issued by xerbla . See <i>Application Notes</i> below for details.
$jpvt$	INTEGER. Array, DIMENSION at least $\max(1, n)$. On entry, if $jpvt(i) \neq 0$, the i -th column of A is moved to the beginning of AP before the computation, and fixed in place during the computation. If $jpvt(i) = 0$, the i -th column of A is a free column (that is, it may be interchanged during the computation with any other free column).
$rwork$	REAL for <code>cgeqp3</code> DOUBLE PRECISION for <code>zgeqp3</code> . A workspace array, DIMENSION at least $\max(1, 2*n)$. Used in complex flavors only.

Output Parameters

a	Overwritten by the factorization data as follows: If $m \geq n$, the elements below the diagonal are overwritten by the details of the unitary (orthogonal) matrix Q , and the upper triangle is overwritten by the corresponding elements of the upper triangular matrix R .
-----	---

If $m < n$, the strictly lower triangular part is overwritten by the details of the matrix Q , and the remaining elements are overwritten by the corresponding elements of the m -by- n upper trapezoidal matrix R .

<i>tau</i>	REAL for sgeqp3 DOUBLE PRECISION for dgeqp3 COMPLEX for cgeqp3 DOUBLE COMPLEX for zgeqp3. Array, DIMENSION at least $\max(1, \min(m, n))$. Contains scalar factors of the elementary reflectors for the matrix Q .
<i>jpvt</i>	Overwritten by details of the permutation matrix P in the factorization $A*P = Q*R$. More precisely, the columns of AP are the columns of A in the following order: <i>jpvt</i> (1), <i>jpvt</i> (2), ..., <i>jpvt</i> (<i>n</i>).
<i>info</i>	INTEGER. If <i>info</i> = 0, the execution is successful. If <i>info</i> = - <i>i</i> , the <i>i</i> -th parameter had an illegal value.

Fortran 95 Interface Notes

Routines in Fortran 95 interface have fewer arguments in the calling sequence than their FORTRAN 77 counterparts. For general conventions applied to skip redundant or restorable arguments, see [Fortran 95 Interface Conventions](#).

Specific details for the routine `geqp3` interface are the following:

<i>a</i>	Holds the matrix A of size (m, n) .
<i>jpvt</i>	Holds the vector of length n .
<i>tau</i>	Holds the vector of length $\min(m, n)$

Application Notes

To solve a set of least squares problems minimizing $\|A*x - b\|_2$ for all columns b of a given matrix B , you can call the following:

<code>?geqp3</code> (this routine)	to factorize $A*P = Q*R$;
<code>?ormqr</code>	to compute $C = Q^T*B$ (for real matrices);
<code>?unmqr</code>	to compute $C = Q^H*B$ (for complex matrices);
<code>?trsm</code> (a BLAS routine)	to solve $R*X = C$.

(The columns of the computed x are the permuted least squares solution vectors x ; the output array *jpvt* specifies the permutation order.)

To compute the elements of Q explicitly, call

`?orgqr` (for real matrices)
`?ungqr` (for complex matrices).

If you are in doubt how much workspace to supply, use a generous value of *lwork* for the first run or set *lwork* = -1.

If you choose the first option and set any of admissible *lwork* sizes, which is no less than the minimal value described, the routine completes the task, though probably not so fast as with a recommended workspace, and provides the recommended workspace in the first element of the corresponding array *work* on exit. Use this value (*work*(1)) for subsequent runs.

If you set *lwork* = -1, the routine returns immediately and provides the recommended workspace in the first element of the corresponding array (*work*). This operation is called a workspace query.

Note that if you set *lwork* to less than the minimal required value and not -1, the routine returns immediately with an error exit and does not provide any information on the recommended workspace.

?orgqr

Generates the real orthogonal matrix Q of the QR factorization formed by ?geqrf.

Syntax

FORTRAN 77:

```
call sorgqr(m, n, k, a, lda, tau, work, lwork, info)
call dorgqr(m, n, k, a, lda, tau, work, lwork, info)
```

Fortran 95:

```
call orgqr(a, tau [,info])
```

Description

This routine is declared in `mkl_lapack.fi` for FORTRAN 77 interface, in `lapack.f90` for Fortran 95 interface, and in `mkl_lapack.h` for C interface.

The routine generates the whole or part of m -by- m orthogonal matrix Q of the QR factorization formed by the routines [sgeqrf/dgeqrf](#) or [sgeqpf/dgeqpf](#). Use this routine after a call to [sgeqrf/dgeqrf](#) or [sgeqpf/dgeqpf](#).

Usually Q is determined from the QR factorization of an m by p matrix A with $m \geq p$. To compute the whole matrix Q , use:

```
call ?orgqr(m, m, p, a, lda, tau, work, lwork, info)
```

To compute the leading p columns of Q (which form an orthonormal basis in the space spanned by the columns of A):

```
call ?orgqr(m, p, p, a, lda, tau, work, lwork, info)
```

To compute the matrix Q^k of the QR factorization of leading k columns of the matrix A :

```
call ?orgqr(m, m, k, a, lda, tau, work, lwork, info)
```

To compute the leading k columns of Q^k (which form an orthonormal basis in the space spanned by leading k columns of the matrix A):

```
call ?orgqr(m, k, k, a, lda, tau, work, lwork, info)
```

Input Parameters

m	INTEGER. The order of the orthogonal matrix Q ($m \geq 0$).
n	INTEGER. The number of columns of Q to be computed ($0 \leq n \leq m$).
k	INTEGER. The number of elementary reflectors whose product defines the matrix Q ($0 \leq k \leq n$).
$a, \tau, work$	REAL for <code>sorgqr</code> DOUBLE PRECISION for <code>dorgqr</code> Arrays: $a(lda,*)$ and $\tau(*)$ are the arrays returned by sgeqrf / dgeqrf or sgeqpf / dgeqpf . The second dimension of a must be at least $\max(1, n)$. The dimension of τ must be at least $\max(1, k)$. $work$ is a workspace array, its dimension $\max(1, lwork)$.
lda	INTEGER. The first dimension of a ; at least $\max(1, m)$.
$lwork$	INTEGER. The size of the $work$ array ($lwork \geq n$).

If $lwork = -1$, then a workspace query is assumed; the routine only calculates the optimal size of the $work$ array, returns this value as the first entry of the $work$ array, and no error message related to $lwork$ is issued by [xerbla](#). See *Application Notes* for the suggested value of $lwork$.

Output Parameters

a	Overwritten by n leading columns of the m -by- m orthogonal matrix Q .
$work(1)$	If $info = 0$, on exit $work(1)$ contains the minimum value of $lwork$ required for optimum performance. Use this $lwork$ for subsequent runs.
$info$	INTEGER. If $info = 0$, the execution is successful. If $info = -i$, the i -th parameter had an illegal value.

Fortran 95 Interface Notes

Routines in Fortran 95 interface have fewer arguments in the calling sequence than their FORTRAN 77 counterparts. For general conventions applied to skip redundant or restorable arguments, see [Fortran 95 Interface Conventions](#).

Specific details for the routine `orgqr` interface are the following:

a	Holds the matrix A of size (m, n) .
τ	Holds the vector of length (k)

Application Notes

For better performance, try using $lwork = n * blocksize$, where $blocksize$ is a machine-dependent value (typically, 16 to 64) required for optimum performance of the *blocked algorithm*.

If you are in doubt how much workspace to supply, use a generous value of $lwork$ for the first run or set $lwork = -1$.

If you choose the first option and set any of admissible $lwork$ sizes, which is no less than the minimal value described, the routine completes the task, though probably not so fast as with a recommended workspace, and provides the recommended workspace in the first element of the corresponding array $work$ on exit. Use this value ($work(1)$) for subsequent runs.

If you set `lwork = -1`, the routine returns immediately and provides the recommended workspace in the first element of the corresponding array (`work`). This operation is called a workspace query.

Note that if you set `lwork` to less than the minimal required value and not -1, the routine returns immediately with an error exit and does not provide any information on the recommended workspace.

The computed Q differs from an exactly orthogonal matrix by a matrix E such that

$$\|E\|_2 = O(\epsilon) \|A\|_2 \text{ where } \epsilon \text{ is the machine precision.}$$

The total number of floating-point operations is approximately $4*m*n*k - 2*(m + n)*k^2 + (4/3)*k^3$.

If $n = k$, the number is approximately $(2/3)*n^2*(3m - n)$.

The complex counterpart of this routine is [?ungqr](#).

?ormqr

Multiplies a real matrix by the orthogonal matrix Q of the QR factorization formed by [?geqrf](#) or [?geqpf](#).

Syntax

FORTRAN 77:

```
call sormqr(side, trans, m, n, k, a, lda, tau, c, ldc, work, lwork, info)
call dormqr(side, trans, m, n, k, a, lda, tau, c, ldc, work, lwork, info)
```

Fortran 95:

```
call ormqr(a, tau, c [,side] [,trans] [,info])
```

Description

This routine is declared in `mkl_lapack.fi` for FORTRAN 77 interface, in `lapack.f90` for Fortran 95 interface, and in `mkl_lapack.h` for C interface.

The routine multiplies a real matrix C by Q or Q^T , where Q is the orthogonal matrix Q of the QR factorization formed by the routines [sgeqrf/dgeqrf](#) or [sgeqpf/dgeqpf](#).

Depending on the parameters *side* and *trans*, the routine can form one of the matrix products Q^*C , $Q^T * C$, $C * Q$, or $C * Q^T$ (overwriting the result on *c*).

Input Parameters

<i>side</i>	<p>CHARACTER*1. Must be either 'L' or 'R'.</p> <p>If <i>side</i> = 'L', Q or Q^T is applied to <i>c</i> from the left.</p> <p>If <i>side</i> = 'R', Q or Q^T is applied to <i>c</i> from the right.</p>
<i>trans</i>	<p>CHARACTER*1. Must be either 'N' or 'T'.</p> <p>If <i>trans</i> = 'N', the routine multiplies <i>c</i> by Q.</p> <p>If <i>trans</i> = 'T', the routine multiplies <i>c</i> by Q^T.</p>
<i>m</i>	INTEGER. The number of rows in the matrix <i>c</i> ($m \geq 0$).
<i>n</i>	INTEGER. The number of columns in <i>c</i> ($n \geq 0$).
<i>k</i>	<p>INTEGER. The number of elementary reflectors whose product defines the matrix Q. Constraints:</p> <p>$0 \leq k \leq m$ if <i>side</i> = 'L';</p> <p>$0 \leq k \leq n$ if <i>side</i> = 'R'.</p>
<i>a</i> , <i>tau</i> , <i>c</i> , <i>work</i>	<p>REAL for sgeqrf</p> <p>DOUBLE PRECISION for dgeqrf.</p> <p>Arrays:</p> <p><i>a</i>(<i>lda</i>,*) and <i>tau</i>(*) are the arrays returned by sgeqrf / dgeqrf or sgeqpf / dgeqpf. The second dimension of <i>a</i> must be at least $\max(1, k)$. The dimension of <i>tau</i> must be at least $\max(1, k)$.</p> <p><i>c</i>(<i>ldc</i>,*) contains the matrix <i>c</i>.</p> <p>The second dimension of <i>c</i> must be at least $\max(1, n)$</p> <p><i>work</i> is a workspace array, its dimension $\max(1, lwork)$.</p>
<i>lda</i>	<p>INTEGER. The first dimension of <i>a</i>. Constraints:</p> <p>$lda \geq \max(1, m)$ if <i>side</i> = 'L';</p> <p>$lda \geq \max(1, n)$ if <i>side</i> = 'R'.</p>
<i>ldc</i>	<p>INTEGER. The first dimension of <i>c</i>. Constraint:</p> <p>$ldc \geq \max(1, m)$.</p>
<i>lwork</i>	INTEGER. The size of the <i>work</i> array. Constraints:

$lwork \geq \max(1, n)$ if $side = 'L'$;

$lwork \geq \max(1, m)$ if $side = 'R'$.

If $lwork = -1$, then a workspace query is assumed; the routine only calculates the optimal size of the *work* array, returns this value as the first entry of the *work* array, and no error message related to *lwork* is issued by [xerbla](#). See *Application Notes* for the suggested value of *lwork*.

Output Parameters

<i>c</i>	Overwritten by the product Q^*C , $Q^T * C$, C^*Q , or C^*Q^T (as specified by <i>side</i> and <i>trans</i>).
<i>work</i> (1)	If <i>info</i> = 0, on exit <i>work</i> (1) contains the minimum value of <i>lwork</i> required for optimum performance. Use this <i>lwork</i> for subsequent runs.
<i>info</i>	INTEGER. If <i>info</i> = 0, the execution is successful. If <i>info</i> = - <i>i</i> , the <i>i</i> -th parameter had an illegal value.

Fortran 95 Interface Notes

Routines in Fortran 95 interface have fewer arguments in the calling sequence than their FORTRAN 77 counterparts. For general conventions applied to skip redundant or restorable arguments, see [Fortran 95 Interface Conventions](#).

Specific details for the routine `ormqr` interface are the following:

<i>a</i>	Holds the matrix <i>A</i> of size (<i>r</i> , <i>k</i>). $r = m$ if $side = 'L'$. $r = n$ if $side = 'R'$.
<i>tau</i>	Holds the vector of length (<i>k</i>).
<i>c</i>	Holds the matrix <i>C</i> of size (<i>m</i> , <i>n</i>).
<i>side</i>	Must be 'L' or 'R'. The default value is 'L'.
<i>trans</i>	Must be 'N' or 'T'. The default value is 'N'.

Application Notes

For better performance, try using $lwork = n * blocksize$ (if $side = 'L'$) or $lwork = m * blocksize$ (if $side = 'R'$) where $blocksize$ is a machine-dependent value (typically, 16 to 64) required for optimum performance of the *blocked algorithm*.

If you are in doubt how much workspace to supply, use a generous value of $lwork$ for the first run or set $lwork = -1$.

If you choose the first option and set any of admissible $lwork$ sizes, which is no less than the minimal value described, the routine completes the task, though probably not so fast as with a recommended workspace, and provides the recommended workspace in the first element of the corresponding array $work$ on exit. Use this value ($work(1)$) for subsequent runs.

If you set $lwork = -1$, the routine returns immediately and provides the recommended workspace in the first element of the corresponding array ($work$). This operation is called a workspace query.

Note that if you set $lwork$ to less than the minimal required value and not -1, the routine returns immediately with an error exit and does not provide any information on the recommended workspace.

The complex counterpart of this routine is [?unmqr](#).

?ungqr

Generates the complex unitary matrix Q of the QR factorization formed by ?geqrf.

Syntax

FORTRAN 77:

```
call cungqr(m, n, k, a, lda, tau, work, lwork, info)
call zungqr(m, n, k, a, lda, tau, work, lwork, info)
```

Fortran 95:

```
call ungqr(a, tau [,info])
```

Description

This routine is declared in `mkl_lapack.fi` for FORTRAN 77 interface, in `lapack.f90` for Fortran 95 interface, and in `mkl_lapack.h` for C interface.

The routine generates the whole or part of m -by- m unitary matrix Q of the QR factorization formed by the routines [cgeqrf/zgeqrf](#) or [cgeqpf/zgeqpf](#). Use this routine after a call to [cgeqrf/zgeqrf](#) or [cgeqpf/zgeqpf](#).

Usually Q is determined from the QR factorization of an m by p matrix A with $m \geq p$. To compute the whole matrix Q , use:

```
call ?ungqr(m, m, p, a, lda, tau, work, lwork, info)
```

To compute the leading p columns of Q (which form an orthonormal basis in the space spanned by the columns of A):

```
call ?ungqr(m, p, p, a, lda, tau, work, lwork, info)
```

To compute the matrix Q^k of the QR factorization of the leading k columns of the matrix A :

```
call ?ungqr(m, m, k, a, lda, tau, work, lwork, info)
```

To compute the leading k columns of Q^k (which form an orthonormal basis in the space spanned by the leading k columns of the matrix A):

```
call ?ungqr(m, k, k, a, lda, tau, work, lwork, info)
```

Input Parameters

m	INTEGER. The order of the unitary matrix Q ($m \geq 0$).
n	INTEGER. The number of columns of Q to be computed ($0 \leq n \leq m$).
k	INTEGER. The number of elementary reflectors whose product defines the matrix Q ($0 \leq k \leq n$).
$a, \tau, work$	COMPLEX for cungqr DOUBLE COMPLEX for zungqr Arrays: $a(lda,*)$ and $\tau(*)$ are the arrays returned by cgeqrf/zgeqrf or cgeqpf/zgeqpf . The second dimension of a must be at least $\max(1, n)$. The dimension of τ must be at least $\max(1, k)$. $work$ is a workspace array, its dimension $\max(1, lwork)$.
lda	INTEGER. The first dimension of a ; at least $\max(1, m)$.
$lwork$	INTEGER. The size of the $work$ array ($lwork \geq n$).

If $lwork = -1$, then a workspace query is assumed; the routine only calculates the optimal size of the `work` array, returns this value as the first entry of the `work` array, and no error message related to `lwork` is issued by `xerbla`. See *Application Notes* for the suggested value of `lwork`.

Output Parameters

<code>a</code>	Overwritten by n leading columns of the m -by- m unitary matrix Q .
<code>work(1)</code>	If <code>info = 0</code> , on exit <code>work(1)</code> contains the minimum value of <code>lwork</code> required for optimum performance. Use this <code>lwork</code> for subsequent runs.
<code>info</code>	INTEGER. If <code>info = 0</code> , the execution is successful. If <code>info = -i</code> , the i -th parameter had an illegal value.

Fortran 95 Interface Notes

Routines in Fortran 95 interface have fewer arguments in the calling sequence than their FORTRAN 77 counterparts. For general conventions applied to skip redundant or restorable arguments, see [Fortran 95 Interface Conventions](#).

Specific details for the routine `ungqr` interface are the following:

<code>a</code>	Holds the matrix A of size (m, n) .
<code>tau</code>	Holds the vector of length (k) .

Application Notes

For better performance, try using `lwork = n*blocksize`, where `blocksize` is a machine-dependent value (typically, 16 to 64) required for optimum performance of the *blocked algorithm*.

If it is not clear how much workspace to supply, use a generous value of `lwork` for the first run, or set `lwork = -1`.

In first case the routine completes the task, though probably not so fast as with a recommended workspace, and provides the recommended workspace in the first element of the corresponding array `work` on exit. Use this value (`work(1)`) for subsequent runs.

If $lwork = -1$, then the routine returns immediately and provides the recommended workspace in the first element of the corresponding array ($work$). This operation is called a workspace query.

Note that if $lwork$ is less than the minimal required value and is not equal to -1, then the routine returns immediately with an error exit and does not provide any information on the recommended workspace.

The computed Q differs from an exactly unitary matrix by a matrix E such that $\|E\|_2 = O(\epsilon) * \|A\|_2$, where ϵ is the machine precision.

The total number of floating-point operations is approximately $16 * m * n * k - 8 * (m + n) * k^2 + (16/3) * k^3$.

If $n = k$, the number is approximately $(8/3) * n^2 * (3m - n)$.

The real counterpart of this routine is [?orgqr](#).

?unmqr

Multiplies a complex matrix by the unitary matrix Q of the QR factorization formed by ?geqrf.

Syntax

FORTRAN 77:

```
call cunmqr(side, trans, m, n, k, a, lda, tau, c, ldc, work, lwork, info)
call zunmqr(side, trans, m, n, k, a, lda, tau, c, ldc, work, lwork, info)
```

Fortran 95:

```
call unmqr(a, tau, c [,side] [,trans] [,info])
```

Description

This routine is declared in `mkl_lapack.fi` for FORTRAN 77 interface, in `lapack.f90` for Fortran 95 interface, and in `mkl_lapack.h` for C interface.

The routine multiplies a rectangular complex matrix C by Q or Q^H , where Q is the unitary matrix Q of the QR factorization formed by the routines [cgeqrf/zgeqrf](#) or [cgeqpz/zgeqpz](#).

Depending on the parameters $side$ and $trans$, the routine can form one of the matrix products $Q * C$, $Q^H * C$, $C * Q$, or $C * Q^H$ (overwriting the result on C).

Input Parameters

<i>side</i>	<p>CHARACTER*1. Must be either 'L' or 'R'.</p> <p>If <i>side</i> = 'L', Q or Q_H is applied to C from the left.</p> <p>If <i>side</i> = 'R', Q or Q_H is applied to C from the right.</p>
<i>trans</i>	<p>CHARACTER*1. Must be either 'N' or 'C'.</p> <p>If <i>trans</i> = 'N', the routine multiplies C by Q.</p> <p>If <i>trans</i> = 'C', the routine multiplies C by Q^H.</p>
<i>m</i>	INTEGER. The number of rows in the matrix C ($m \geq 0$).
<i>n</i>	INTEGER. The number of columns in C ($n \geq 0$).
<i>k</i>	<p>INTEGER. The number of elementary reflectors whose product defines the matrix Q. Constraints:</p> <p>$0 \leq k \leq m$ if <i>side</i> = 'L';</p> <p>$0 \leq k \leq n$ if <i>side</i> = 'R'.</p>
<i>a, c, tau, work</i>	<p>COMPLEX for cgeqrf</p> <p>DOUBLE COMPLEX for zgeqrf.</p> <p>Arrays:</p> <p><i>a</i>(<i>lda</i>,*) and <i>tau</i>(*) are the arrays returned by cgeqrf / zgeqrf or cgeqpf / zgeqpf.</p> <p>The second dimension of <i>a</i> must be at least $\max(1, k)$.</p> <p>The dimension of <i>tau</i> must be at least $\max(1, k)$.</p> <p><i>c</i>(<i>ldc</i>,*) contains the matrix C.</p> <p>The second dimension of <i>c</i> must be at least $\max(1, n)$</p> <p><i>work</i> is a workspace array, its dimension $\max(1, lwork)$.</p>
<i>lda</i>	<p>INTEGER. The first dimension of <i>a</i>. Constraints:</p> <p>$lda \geq \max(1, m)$ if <i>side</i> = 'L';</p> <p>$lda \geq \max(1, n)$ if <i>side</i> = 'R'.</p>
<i>ldc</i>	<p>INTEGER. The first dimension of <i>c</i>. Constraint:</p> <p>$ldc \geq \max(1, m)$.</p>
<i>lwork</i>	<p>INTEGER. The size of the <i>work</i> array. Constraints:</p> <p>$lwork \geq \max(1, n)$ if <i>side</i> = 'L';</p> <p>$lwork \geq \max(1, m)$ if <i>side</i> = 'R'.</p>

If $lwork = -1$, then a workspace query is assumed; the routine only calculates the optimal size of the *work* array, returns this value as the first entry of the *work* array, and no error message related to *lwork* is issued by [xerbla](#). See *Application notes* for the suggested value of *lwork*.

Output Parameters

<i>c</i>	Overwritten by the product Q^*C , Q^H*C , $C*Q$, or $C*Q^H$ (as specified by <i>side</i> and <i>trans</i>).
<i>work</i> (1)	If <i>info</i> = 0, on exit <i>work</i> (1) contains the minimum value of <i>lwork</i> required for optimum performance. Use this <i>lwork</i> for subsequent runs.
<i>info</i>	INTEGER. If <i>info</i> = 0, the execution is successful. If <i>info</i> = - <i>i</i> , the <i>i</i> -th parameter had an illegal value.

Fortran 95 Interface Notes

Routines in Fortran 95 interface have fewer arguments in the calling sequence than their FORTRAN 77 counterparts. For general conventions applied to skip redundant or restorable arguments, see [Fortran 95 Interface Conventions](#).

Specific details for the routine `unmqr` interface are the following:

<i>a</i>	Holds the matrix <i>A</i> of size (<i>r</i> , <i>k</i>). $r = m$ if <i>side</i> = 'L'. $r = n$ if <i>side</i> = 'R'.
<i>tau</i>	Holds the vector of length (<i>k</i>).
<i>c</i>	Holds the matrix <i>C</i> of size (<i>m</i> , <i>n</i>).
<i>side</i>	Must be 'L' or 'R'. The default value is 'L'.
<i>trans</i>	Must be 'N' or 'C'. The default value is 'N'.

Application Notes

For better performance, try using $lwork = n*blocksize$ (if *side* = 'L') or $lwork = m*blocksize$ (if *side* = 'R') where *blocksize* is a machine-dependent value (typically, 16 to 64) required for optimum performance of the *blocked algorithm*.

If it is not clear how much workspace to supply, use a generous value of `lwork` for the first run, or set `lwork = -1`.

In first case the routine completes the task, though probably not so fast as with a recommended workspace, and provides the recommended workspace in the first element of the corresponding array `work` on exit. Use this value (`work(1)`) for subsequent runs.

If `lwork = -1`, then the routine returns immediately and provides the recommended workspace in the first element of the corresponding array (`work`). This operation is called a workspace query.

Note that if `lwork` is less than the minimal required value and is not equal to -1, then the routine returns immediately with an error exit and does not provide any information on the recommended workspace.

The real counterpart of this routine is [?ormqr](#).

?gelqf

Computes the LQ factorization of a general m -by- n matrix.

Syntax

FORTRAN 77:

```
call sgelqf(m, n, a, lda, tau, work, lwork, info)
call dgelqf(m, n, a, lda, tau, work, lwork, info)
call cgelqf(m, n, a, lda, tau, work, lwork, info)
call zgelqf(m, n, a, lda, tau, work, lwork, info)
```

Fortran 95:

```
call gelqf(a [, tau] [,info])
```

Description

This routine is declared in `mkl_lapack.fi` for FORTRAN 77 interface, in `lapack.f90` for Fortran 95 interface, and in `mkl_lapack.h` for C interface.

The routine forms the LQ factorization of a general m -by- n matrix A (see [Orthogonal Factorizations](#)). No pivoting is performed.

The routine does not form the matrix Q explicitly. Instead, Q is represented as a product of $\min(m, n)$ *elementary reflectors*. Routines are provided to work with Q in this representation.



NOTE. This routine supports the Progress Routine feature. See [Progress Function](#) section for details.

Input Parameters

m	INTEGER. The number of rows in the matrix A ($m \geq 0$).
n	INTEGER. The number of columns in A ($n \geq 0$).
$a, work$	REAL for <code>sgelqf</code> DOUBLE PRECISION for <code>dgelqf</code> COMPLEX for <code>cgelqf</code> DOUBLE COMPLEX for <code>zgelqf</code> . Arrays: $a(lda,*)$ contains the matrix A . The second dimension of a must be at least $\max(1, n)$. $work$ is a workspace array, its dimension $\max(1, lwork)$.
lda	INTEGER. The first dimension of a ; at least $\max(1, m)$.
$lwork$	INTEGER. The size of the $work$ array; at least $\max(1, m)$. If $lwork = -1$, then a workspace query is assumed; the routine only calculates the optimal size of the $work$ array, returns this value as the first entry of the $work$ array, and no error message related to $lwork$ is issued by <code>xerbla</code> . See <i>Application Notes</i> for the suggested value of $lwork$.

Output Parameters

a	Overwritten by the factorization data as follows: If $m \leq n$, the elements above the diagonal are overwritten by the details of the unitary (orthogonal) matrix Q , and the lower triangle is overwritten by the corresponding elements of the lower triangular matrix L .
-----	---

	If $m > n$, the strictly upper triangular part is overwritten by the details of the matrix Q , and the remaining elements are overwritten by the corresponding elements of the m -by- n lower trapezoidal matrix L .
<i>tau</i>	REAL for <code>sgelqf</code> DOUBLE PRECISION for <code>dgelqf</code> COMPLEX for <code>cgelqf</code> DOUBLE COMPLEX for <code>zgelqf</code> . Array, DIMENSION at least $\max(1, \min(m, n))$. Contains additional information on the matrix Q .
<i>work(1)</i>	If <i>info</i> = 0, on exit <i>work(1)</i> contains the minimum value of <i>lwork</i> required for optimum performance. Use this <i>lwork</i> for subsequent runs.
<i>info</i>	INTEGER. If <i>info</i> = 0, the execution is successful. If <i>info</i> = - <i>i</i> , the <i>i</i> -th parameter had an illegal value.

Fortran 95 Interface Notes

Routines in Fortran 95 interface have fewer arguments in the calling sequence than their FORTRAN 77 counterparts. For general conventions applied to skip redundant or restorable arguments, see [Fortran 95 Interface Conventions](#).

Specific details for the routine `gelqf` interface are the following:

<i>a</i>	Holds the matrix A of size (m, n) .
<i>tau</i>	Holds the vector of length $\min(m, n)$.

Application Notes

For better performance, try using $lwork = m * blocksize$, where *blocksize* is a machine-dependent value (typically, 16 to 64) required for optimum performance of the *blocked algorithm*.

If you are in doubt how much workspace to supply, use a generous value of *lwork* for the first run or set $lwork = -1$.

If you choose the first option and set any of admissible *lwork* sizes, which is no less than the minimal value described, the routine completes the task, though probably not so fast as with a recommended workspace, and provides the recommended workspace in the first element of the corresponding array *work* on exit. Use this value (*work(1)*) for subsequent runs.

If you set `lwork = -1`, the routine returns immediately and provides the recommended workspace in the first element of the corresponding array (`work`). This operation is called a workspace query.

Note that if you set `lwork` to less than the minimal required value and not -1, the routine returns immediately with an error exit and does not provide any information on the recommended workspace.

The computed factorization is the exact factorization of a matrix $A + E$, where

$$\|E\|_2 = O(\epsilon) \|A\|_2.$$

The approximate number of floating-point operations for real flavors is

$$\begin{aligned} (4/3)n^3 & \quad \text{if } m = n, \\ (2/3)n^2(3m-n) & \quad \text{if } m > n, \\ (2/3)m^2(3n-m) & \quad \text{if } m < n. \end{aligned}$$

The number of operations for complex flavors is 4 times greater.

To find the minimum-norm solution of an underdetermined least squares problem minimizing $\|A^*x - b\|_2$ for all columns b of a given matrix B , you can call the following:

`?gelqf` (this routine) to factorize $A = L^*Q$;

`?trsm` (a BLAS routine) to solve $L^*Y = B$ for Y ;

`?ormlq` to compute $X = (Q_1)^T * Y$ (for real matrices);

`?unmlq` to compute $X = (Q_1)^H * Y$ (for complex matrices).

(The columns of the computed X are the minimum-norm solution vectors x . Here A is an m -by- n matrix with $m < n$; Q_1 denotes the first m columns of Q).

To compute the elements of Q explicitly, call

`?orglq` (for real matrices)

`?unglq` (for complex matrices).

?orglq

Generates the real orthogonal matrix Q of the LQ factorization formed by ?gelqf.

Syntax

FORTRAN 77:

```
call sorglq(m, n, k, a, lda, tau, work, lwork, info)
call dorglq(m, n, k, a, lda, tau, work, lwork, info)
```

Fortran 95:

```
call orglq(a, tau [,info])
```

Description

This routine is declared in `mkl_lapack.fi` for FORTRAN 77 interface, in `lapack.f90` for Fortran 95 interface, and in `mkl_lapack.h` for C interface.

The routine generates the whole or part of n -by- n orthogonal matrix Q of the LQ factorization formed by the routines `sgelqf/gelqf`. Use this routine after a call to `sgelqf/dgelqf`.

Usually Q is determined from the LQ factorization of an p -by- n matrix A with $n \geq p$. To compute the whole matrix Q , use:

```
call ?orglq(n, n, p, a, lda, tau, work, lwork, info)
```

To compute the leading p rows of Q , which form an orthonormal basis in the space spanned by the rows of A , use:

```
call ?orglq(p, n, p, a, lda, tau, work, lwork, info)
```

To compute the matrix Q^k of the LQ factorization of A 's leading k rows, use:

```
call ?orglq(n, n, k, a, lda, tau, work, lwork, info)
```

To compute the leading k rows of Q^k , which form an orthonormal basis in the space spanned by A 's leading k rows, use:

```
call ?orgqr(k, n, k, a, lda, tau, work, lwork, info)
```

Input Parameters

m INTEGER. The number of rows of Q to be computed ($0 \leq m \leq n$).

<i>n</i>	INTEGER. The order of the orthogonal matrix Q ($n \geq m$).
<i>k</i>	INTEGER. The number of elementary reflectors whose product defines the matrix Q ($0 \leq k \leq m$).
<i>a</i> , <i>tau</i> , <i>work</i>	REAL for <code>sorglq</code> DOUBLE PRECISION for <code>dorglq</code> Arrays: <i>a</i> (<i>lda</i> ,*) and <i>tau</i> (*) are the arrays returned by <code>sgelqf/dgelqf</code> . The second dimension of <i>a</i> must be at least $\max(1, n)$. The dimension of <i>tau</i> must be at least $\max(1, k)$. <i>work</i> is a workspace array, its dimension $\max(1, lwork)$.
<i>lda</i>	INTEGER. The first dimension of <i>a</i> ; at least $\max(1, m)$.
<i>lwork</i>	INTEGER. The size of the <i>work</i> array; at least $\max(1, m)$. If <i>lwork</i> = -1, then a workspace query is assumed; the routine only calculates the optimal size of the <i>work</i> array, returns this value as the first entry of the <i>work</i> array, and no error message related to <i>lwork</i> is issued by <code>xerbla</code> . See <i>Application Notes</i> for the suggested value of <i>lwork</i> .

Output Parameters

<i>a</i>	Overwritten by <i>m</i> leading rows of the <i>n</i> -by- <i>n</i> orthogonal matrix Q .
<i>work</i> (1)	If <i>info</i> = 0, on exit <i>work</i> (1) contains the minimum value of <i>lwork</i> required for optimum performance. Use this <i>lwork</i> for subsequent runs.
<i>info</i>	INTEGER. If <i>info</i> = 0, the execution is successful. If <i>info</i> = - <i>i</i> , the <i>i</i> -th parameter had an illegal value.

Fortran 95 Interface Notes

Routines in Fortran 95 interface have fewer arguments in the calling sequence than their FORTRAN 77 counterparts. For general conventions applied to skip redundant or restorable arguments, see [Fortran 95 Interface Conventions](#).

Specific details for the routine `orglq` interface are the following:

a Holds the matrix *A* of size (m, n) .
tau Holds the vector of length (k) .

Application Notes

For better performance, try using $lwork = m * blocksize$, where *blocksize* is a machine-dependent value (typically, 16 to 64) required for optimum performance of the *blocked algorithm*.

If you are in doubt how much workspace to supply, use a generous value of *lwork* for the first run or set $lwork = -1$.

If you choose the first option and set any of admissible *lwork* sizes, which is no less than the minimal value described, the routine completes the task, though probably not so fast as with a recommended workspace, and provides the recommended workspace in the first element of the corresponding array *work* on exit. Use this value (*work*(1)) for subsequent runs.

If you set $lwork = -1$, the routine returns immediately and provides the recommended workspace in the first element of the corresponding array (*work*). This operation is called a workspace query.

Note that if you set *lwork* to less than the minimal required value and not -1, the routine returns immediately with an error exit and does not provide any information on the recommended workspace.

The computed *Q* differs from an exactly orthogonal matrix by a matrix *E* such that $\|E\|_2 = O(\epsilon) * \|A\|_2$, where ϵ is the machine precision.

The total number of floating-point operations is approximately $4 * m * n * k - 2 * (m + n) * k^2 + (4/3) * k^3$.

If $m = k$, the number is approximately $(2/3) * m^2 * (3n - m)$.

The complex counterpart of this routine is [?unglq](#).

?ormlq

Multiplies a real matrix by the orthogonal matrix Q of the LQ factorization formed by ?gelqf.

Syntax

FORTRAN 77:

```
call sormlq(side, trans, m, n, k, a, lda, tau, c, ldc, work, lwork, info)
call dormlq(side, trans, m, n, k, a, lda, tau, c, ldc, work, lwork, info)
```

Fortran 95:

```
call ormlq(a, tau, c [,side] [,trans] [,info])
```

Description

This routine is declared in `mkl_lapack.fi` for FORTRAN 77 interface, in `lapack.f90` for Fortran 95 interface, and in `mkl_lapack.h` for C interface.

The routine multiplies a real m -by- n matrix c by Q or Q^T , where Q is the orthogonal matrix Q of the LQ factorization formed by the routine `sgelqf/dgelqf`.

Depending on the parameters `side` and `trans`, the routine can form one of the matrix products Q^*C , Q^T*C , $C*Q$, or $C*Q^T$ (overwriting the result on c).

Input Parameters

<code>side</code>	CHARACTER*1. Must be either 'L' or 'R'. If <code>side</code> = 'L', Q or Q^T is applied to c from the left. If <code>side</code> = 'R', Q or Q^T is applied to c from the right.
<code>trans</code>	CHARACTER*1. Must be either 'N' or 'T'. If <code>trans</code> = 'N', the routine multiplies c by Q . If <code>trans</code> = 'T', the routine multiplies c by Q^T .
<code>m</code>	INTEGER. The number of rows in the matrix c ($m \geq 0$).
<code>n</code>	INTEGER. The number of columns in c ($n \geq 0$).
<code>k</code>	INTEGER. The number of elementary reflectors whose product defines the matrix Q . Constraints: $0 \leq k \leq m$ if <code>side</code> = 'L';

$0 \leq k \leq n$ if *side* = 'R'.
a, *c*, *tau*, *work*
 REAL for *sormlq*
 DOUBLE PRECISION for *dormlq*.
Arrays:
a(*lda*,*) and *tau*(*) are arrays returned by *?gelqf*.
 The second dimension of *a* must be:
 at least $\max(1, m)$ if *side* = 'L';
 at least $\max(1, n)$ if *side* = 'R'.
 The dimension of *tau* must be at least $\max(1, k)$.
c(*ldc*,*) contains the matrix *C*.
 The second dimension of *c* must be at least $\max(1, n)$
work is a workspace array, its dimension $\max(1, lwork)$.
lda
 INTEGER. The first dimension of *a*; $lda \geq \max(1, k)$.
ldc
 INTEGER. The first dimension of *c*; $ldc \geq \max(1, m)$.
lwork
 INTEGER. The size of the *work* array. Constraints:
 $lwork \geq \max(1, n)$ if *side* = 'L';
 $lwork \geq \max(1, m)$ if *side* = 'R'.
 If *lwork* = -1, then a workspace query is assumed; the routine only calculates the optimal size of the *work* array, returns this value as the first entry of the *work* array, and no error message related to *lwork* is issued by *xerbla*.
 See *Application Notes* for the suggested value of *lwork*.

Output Parameters

c
 Overwritten by the product Q^*C , $Q^T C$, C^*Q , or C^*Q^T (as specified by *side* and *trans*).
work(1)
 If *info* = 0, on exit *work*(1) contains the minimum value of *lwork* required for optimum performance. Use this *lwork* for subsequent runs.
info
 INTEGER.
 If *info* = 0, the execution is successful.
 If *info* = -*i*, the *i*-th parameter had an illegal value.

Fortran 95 Interface Notes

Routines in Fortran 95 interface have fewer arguments in the calling sequence than their FORTRAN 77 counterparts. For general conventions applied to skip redundant or restorable arguments, see [Fortran 95 Interface Conventions](#).

Specific details for the routine `ormlq` interface are the following:

<code>a</code>	Holds the matrix A of size (k, m) .
<code>tau</code>	Holds the vector of length (k) .
<code>c</code>	Holds the matrix C of size (m, n) .
<code>side</code>	Must be 'L' or 'R'. The default value is 'L'.
<code>trans</code>	Must be 'N' or 'T'. The default value is 'N'.

Application Notes

For better performance, try using `lwork = n*blocksize` (if `side = 'L'`) or `lwork = m*blocksize` (if `side = 'R'`) where `blocksize` is a machine-dependent value (typically, 16 to 64) required for optimum performance of the *blocked algorithm*.

If you are in doubt how much workspace to supply, use a generous value of `lwork` for the first run or set `lwork = -1`.

If you choose the first option and set any of admissible `lwork` sizes, which is no less than the minimal value described, the routine completes the task, though probably not so fast as with a recommended workspace, and provides the recommended workspace in the first element of the corresponding array `work` on exit. Use this value (`work(1)`) for subsequent runs.

If you set `lwork = -1`, the routine returns immediately and provides the recommended workspace in the first element of the corresponding array (`work`). This operation is called a workspace query.

Note that if you set `lwork` to less than the minimal required value and not -1, the routine returns immediately with an error exit and does not provide any information on the recommended workspace.

The complex counterpart of this routine is [?unmlq](#).

?unglq

Generates the complex unitary matrix Q of the LQ factorization formed by ?gelqf.

Syntax

FORTRAN 77:

```
call cunglq(m, n, k, a, lda, tau, work, lwork, info)
call zunglq(m, n, k, a, lda, tau, work, lwork, info)
```

Fortran 95:

```
call unglq(a, tau [,info])
```

Description

This routine is declared in `mkl_lapack.fi` for FORTRAN 77 interface, in `lapack.f90` for Fortran 95 interface, and in `mkl_lapack.h` for C interface.

The routine generates the whole or part of n -by- n unitary matrix Q of the LQ factorization formed by the routines `cgelqf/zgelqf`. Use this routine after a call to `cgelqf/zgelqf`.

Usually Q is determined from the LQ factorization of an p -by- n matrix A with $n < p$. To compute the whole matrix Q , use:

```
call ?unglq(n, n, p, a, lda, tau, work, lwork, info)
```

To compute the leading p rows of Q , which form an orthonormal basis in the space spanned by the rows of A , use:

```
call ?unglq(p, n, p, a, lda, tau, work, lwork, info)
```

To compute the matrix Q^k of the LQ factorization of the leading k rows of the matrix A , use:

```
call ?unglq(n, n, k, a, lda, tau, work, lwork, info)
```

To compute the leading k rows of Q^k , which form an orthonormal basis in the space spanned by the leading k rows of the matrix A , use:

```
call ?unglq(k, n, k, a, lda, tau, work, lwork, info)
```

Input Parameters

m INTEGER. The number of rows of Q to be computed ($0 \leq m \leq n$).

<i>n</i>	INTEGER. The order of the unitary matrix Q ($n \geq m$).
<i>k</i>	INTEGER. The number of elementary reflectors whose product defines the matrix Q ($0 \leq k \leq m$).
<i>a</i> , <i>tau</i> , <i>work</i>	COMPLEX for <code>cunglq</code> DOUBLE COMPLEX for <code>zunglq</code> Arrays: <i>a</i> (<i>lda</i> ,*) and <i>tau</i> (*) are the arrays returned by <code>sgelqf/dgelqf</code> . The second dimension of <i>a</i> must be at least $\max(1, n)$. The dimension of <i>tau</i> must be at least $\max(1, k)$. <i>work</i> is a workspace array, its dimension $\max(1, lwork)$.
<i>lda</i>	INTEGER. The first dimension of <i>a</i> ; at least $\max(1, m)$.
<i>lwork</i>	INTEGER. The size of the <i>work</i> array; at least $\max(1, m)$. If <i>lwork</i> = -1, then a workspace query is assumed; the routine only calculates the optimal size of the <i>work</i> array, returns this value as the first entry of the <i>work</i> array, and no error message related to <i>lwork</i> is issued by <code>xerbla</code> . See <i>Application Notes</i> for the suggested value of <i>lwork</i> .

Output Parameters

<i>a</i>	Overwritten by <i>m</i> leading rows of the <i>n</i> -by- <i>n</i> unitary matrix Q .
<i>work</i> (1)	If <i>info</i> = 0, on exit <i>work</i> (1) contains the minimum value of <i>lwork</i> required for optimum performance. Use this <i>lwork</i> for subsequent runs.
<i>info</i>	INTEGER. If <i>info</i> = 0, the execution is successful. If <i>info</i> = - <i>i</i> , the <i>i</i> -th parameter had an illegal value.

Fortran 95 Interface Notes

Routines in Fortran 95 interface have fewer arguments in the calling sequence than their FORTRAN 77 counterparts. For general conventions applied to skip redundant or restorable arguments, see [Fortran 95 Interface Conventions](#).

Specific details for the routine `unglq` interface are the following:

<i>a</i>	Holds the matrix <i>A</i> of size (<i>m</i> , <i>n</i>).
----------	--

tau Holds the vector of length (*k*).

Application Notes

For better performance, try using $lwork = m * blocksize$, where *blocksize* is a machine-dependent value (typically, 16 to 64) required for optimum performance of the *blocked algorithm*.

If it is not clear how much workspace to supply, use a generous value of *lwork* for the first run, or set $lwork = -1$.

In first case the routine completes the task, though probably not so fast as with a recommended workspace, and provides the recommended workspace in the first element of the corresponding array *work* on exit. Use this value (*work*(1)) for subsequent runs.

If $lwork = -1$, then the routine returns immediately and provides the recommended workspace in the first element of the corresponding array (*work*). This operation is called a workspace query.

Note that if *lwork* is less than the minimal required value and is not equal to -1, then the routine returns immediately with an error exit and does not provide any information on the recommended workspace.

The computed *Q* differs from an exactly unitary matrix by a matrix *E* such that $\|E\|_2 = O(\epsilon) * \|A\|_2$, where ϵ is the machine precision.

The total number of floating-point operations is approximately $16 * m * n * k - 8 * (m + n) * k^2 + (16/3) * k^3$.

If $m = k$, the number is approximately $(8/3) * m^2 * (3n - m)$.

The real counterpart of this routine is [?orglq](#).

?unmlq

Multiplies a complex matrix by the unitary matrix Q of the LQ factorization formed by ?gelqf.

Syntax

FORTRAN 77:

```
call cunmlq(side, trans, m, n, k, a, lda, tau, c, ldc, work, lwork, info)
call zunmlq(side, trans, m, n, k, a, lda, tau, c, ldc, work, lwork, info)
```

Fortran 95:

```
call unmlq(a, tau, c [,side] [,trans] [,info])
```

Description

This routine is declared in `mkl_lapack.fi` for FORTRAN 77 interface, in `lapack.f90` for Fortran 95 interface, and in `mkl_lapack.h` for C interface.

The routine multiplies a real m -by- n matrix c by Q or Q^H , where Q is the unitary matrix Q of the LQ factorization formed by the routine `cgelqf/zgelqf`.

Depending on the parameters `side` and `trans`, the routine can form one of the matrix products Q^*C , Q^H*C , $C*Q$, or $C*Q^H$ (overwriting the result on c).

Input Parameters

<code>side</code>	<p>CHARACTER*1. Must be either 'L' or 'R'.</p> <p>If <code>side</code> = 'L', Q or Q^H is applied to c from the left.</p> <p>If <code>side</code> = 'R', Q or Q^H is applied to c from the right.</p>
<code>trans</code>	<p>CHARACTER*1. Must be either 'N' or 'C'.</p> <p>If <code>trans</code> = 'N', the routine multiplies c by Q.</p> <p>If <code>trans</code> = 'C', the routine multiplies c by Q_H.</p>
<code>m</code>	INTEGER. The number of rows in the matrix c ($m \geq 0$).
<code>n</code>	INTEGER. The number of columns in c ($n \geq 0$).
<code>k</code>	<p>INTEGER. The number of elementary reflectors whose product defines the matrix Q. Constraints:</p> <p>$0 \leq k \leq m$ if <code>side</code> = 'L';</p> <p>$0 \leq k \leq n$ if <code>side</code> = 'R'.</p>
<code>a, c, tau, work</code>	<p>COMPLEX for <code>cunmlq</code></p> <p>DOUBLE COMPLEX for <code>zunmlq</code>.</p> <p>Arrays:</p> <p><code>a(lda,*)</code> and <code>tau(*)</code> are arrays returned by <code>?gelqf</code>.</p> <p>The second dimension of <code>a</code> must be:</p> <p>at least $\max(1, m)$ if <code>side</code> = 'L';</p> <p>at least $\max(1, n)$ if <code>side</code> = 'R'.</p> <p>The dimension of <code>tau</code> must be at least $\max(1, k)$.</p> <p><code>c(ldc,*)</code> contains the matrix c.</p>

The second dimension of c must be at least $\max(1, n)$
 $work$ is a workspace array, its dimension $\max(1, lwork)$.

lda INTEGER. The first dimension of a ; $lda \geq \max(1, k)$.

ldc INTEGER. The first dimension of c ; $ldc \geq \max(1, m)$.

$lwork$ INTEGER. The size of the $work$ array. Constraints:
 $lwork \geq \max(1, n)$ if $side = 'L'$;
 $lwork \geq \max(1, m)$ if $side = 'R'$.
 If $lwork = -1$, then a workspace query is assumed; the routine only calculates the optimal size of the $work$ array, returns this value as the first entry of the $work$ array, and no error message related to $lwork$ is issued by [xerbla](#). See *Application Notes* for the suggested value of $lwork$.

Output Parameters

c Overwritten by the product Q^*C , $Q^H * C$, C^*Q , or C^*Q^H (as specified by $side$ and $trans$).

$work(1)$ If $info = 0$, on exit $work(1)$ contains the minimum value of $lwork$ required for optimum performance. Use this $lwork$ for subsequent runs.

$info$ INTEGER.
 If $info = 0$, the execution is successful.
 If $info = -i$, the i -th parameter had an illegal value.

Fortran 95 Interface Notes

Routines in Fortran 95 interface have fewer arguments in the calling sequence than their FORTRAN 77 counterparts. For general conventions applied to skip redundant or restorable arguments, see [Fortran 95 Interface Conventions](#).

Specific details for the routine `unmlq` interface are the following:

a Holds the matrix A of size (k, m) .

tau Holds the vector of length (k) .

c Holds the matrix C of size (m, n) .

$side$ Must be 'L' or 'R'. The default value is 'L'.

$trans$ Must be 'N' or 'C'. The default value is 'N'.

Application Notes

For better performance, try using `lwork = n*blocksize` (if `side = 'L'`) or `lwork = m*blocksize` (if `side = 'R'`) where `blocksize` is a machine-dependent value (typically, 16 to 64) required for optimum performance of the *blocked algorithm*.

If it is not clear how much workspace to supply, use a generous value of `lwork` for the first run, or set `lwork = -1`.

In first case the routine completes the task, though probably not so fast as with a recommended workspace, and provides the recommended workspace in the first element of the corresponding array `work` on exit. Use this value (`work(1)`) for subsequent runs.

If `lwork = -1`, then the routine returns immediately and provides the recommended workspace in the first element of the corresponding array (`work`). This operation is called a workspace query.

Note that if `lwork` is less than the minimal required value and is not equal to -1, then the routine returns immediately with an error exit and does not provide any information on the recommended workspace.

The real counterpart of this routine is [?ormlq](#).

?geqlf

Computes the QL factorization of a general m-by-n matrix.

Syntax

FORTRAN 77:

```
call sgeqlf(m, n, a, lda, tau, work, lwork, info)
call dgeqlf(m, n, a, lda, tau, work, lwork, info)
call cgeqlf(m, n, a, lda, tau, work, lwork, info)
call zgeqlf(m, n, a, lda, tau, work, lwork, info)
```

Fortran 95:

```
call geqlf(a [, tau] [,info])
```

Description

This routine is declared in `mkl_lapack.fi` for FORTRAN 77 interface, in `lapack.f90` for Fortran 95 interface, and in `mkl_lapack.h` for C interface.

The routine forms the QL factorization of a general m -by- n matrix A . No pivoting is performed.

The routine does not form the matrix Q explicitly. Instead, Q is represented as a product of $\min(m, n)$ *elementary reflectors*. Routines are provided to work with Q in this representation.



NOTE. This routine supports the Progress Routine feature. See [Progress Function](#) section for details.

Input Parameters

m	INTEGER. The number of rows in the matrix A ($m \geq 0$).
n	INTEGER. The number of columns in A ($n \geq 0$).
$a, work$	<p>REAL for <code>sgeqlf</code> DOUBLE PRECISION for <code>dgeqlf</code> COMPLEX for <code>cgeqlf</code> DOUBLE COMPLEX for <code>zgeqlf</code>.</p> <p>Arrays: $a(lda,*)$ contains the matrix A. The second dimension of a must be at least $\max(1, n)$. $work$ is a workspace array, its dimension $\max(1, lwork)$.</p>
lda	INTEGER. The first dimension of a ; at least $\max(1, m)$.
$lwork$	<p>INTEGER. The size of the $work$ array; at least $\max(1, n)$. If $lwork = -1$, then a workspace query is assumed; the routine only calculates the optimal size of the $work$ array, returns this value as the first entry of the $work$ array, and no error message related to $lwork$ is issued by <code>xerbla</code>. See <i>Application Notes</i> for the suggested value of $lwork$.</p>

Output Parameters

a	Overwritten on exit by the factorization data as follows:
-----	---

if $m \geq n$, the lower triangle of the subarray $a(m-n+1:m, 1:n)$ contains the n -by- n lower triangular matrix L ; if $m \leq n$, the elements on and below the $(n-m)$ -th superdiagonal contain the m -by- n lower trapezoidal matrix L ; in both cases, the remaining elements, with the array τ , represent the orthogonal/unitary matrix Q as a product of elementary reflectors.

<i>tau</i>	REAL for sgeqlf DOUBLE PRECISION for dgeqlf COMPLEX for cgeqlf DOUBLE COMPLEX for zgeqlf. Array, DIMENSION at least $\max(1, \min(m, n))$. Contains scalar factors of the elementary reflectors for the matrix Q .
<i>work</i> (1)	If <i>info</i> = 0, on exit <i>work</i> (1) contains the minimum value of <i>lwork</i> required for optimum performance.
<i>info</i>	INTEGER. If <i>info</i> = 0, the execution is successful. If <i>info</i> = - <i>i</i> , the <i>i</i> -th parameter had an illegal value.

Fortran 95 Interface Notes

Routines in Fortran 95 interface have fewer arguments in the calling sequence than their FORTRAN 77 counterparts. For general conventions applied to skip redundant or restorable arguments, see [Fortran 95 Interface Conventions](#).

Specific details for the routine `geqlf` interface are the following:

<i>a</i>	Holds the matrix A of size (m, n) .
<i>tau</i>	Holds the vector of length $\min(m, n)$.

Application Notes

For better performance, try using $lwork = n * blocksize$, where *blocksize* is a machine-dependent value (typically, 16 to 64) required for optimum performance of the *blocked algorithm*.

If you are in doubt how much workspace to supply, use a generous value of *lwork* for the first run or set $lwork = -1$.

If you choose the first option and set any of admissible *lwork* sizes, which is no less than the minimal value described, the routine completes the task, though probably not so fast as with a recommended workspace, and provides the recommended workspace in the first element of the corresponding array *work* on exit. Use this value (*work*(1)) for subsequent runs.

If you set *lwork* = -1, the routine returns immediately and provides the recommended workspace in the first element of the corresponding array (*work*). This operation is called a workspace query.

Note that if you set *lwork* to less than the minimal required value and not -1, the routine returns immediately with an error exit and does not provide any information on the recommended workspace.

Related routines include:

<code>?orgql</code>	to generate matrix Q (for real matrices);
<code>?ungql</code>	to generate matrix Q (for complex matrices);
<code>?ormql</code>	to apply matrix Q (for real matrices);
<code>?unmql</code>	to apply matrix Q (for complex matrices).

?orgql

Generates the real matrix Q of the QL factorization formed by ?geqlf.

Syntax

FORTRAN 77:

```
call sorgql(m, n, k, a, lda, tau, work, lwork, info)
call dorgql(m, n, k, a, lda, tau, work, lwork, info)
```

Fortran 95:

```
call orgql(a, tau [,info])
```

Description

This routine is declared in `mkl_lapack.fi` for FORTRAN 77 interface, in `lapack.f90` for Fortran 95 interface, and in `mkl_lapack.h` for C interface.

The routine generates an m -by- n real matrix Q with orthonormal columns, which is defined as the last n columns of a product of k elementary reflectors $H(i)$ of order m : $Q = H(k) * \dots * H(2) * H(1)$ as returned by the routines [sgeqlf/dgeqlf](#). Use this routine after a call to [sgeqlf/dgeqlf](#).

Input Parameters

m	INTEGER. The number of rows of the matrix Q ($m \geq 0$).
n	INTEGER. The number of columns of the matrix Q ($m \geq n \geq 0$).
k	INTEGER. The number of elementary reflectors whose product defines the matrix Q ($n \geq k \geq 0$).
$a, \tau, work$	<p>REAL for sorgql DOUBLE PRECISION for dorgql Arrays: $a(lda,*)$, $\tau(*)$. On entry, the $(n - k + i)$th column of a must contain the vector which defines the elementary reflector $H(i)$, for $i = 1, 2, \dots, k$, as returned by sgeqlf/dgeqlf in the last k columns of its array argument a; $\tau(i)$ must contain the scalar factor of the elementary reflector $H(i)$, as returned by sgeqlf/dgeqlf; The second dimension of a must be at least $\max(1, n)$. The dimension of τ must be at least $\max(1, k)$. $work$ is a workspace array, its dimension $\max(1, lwork)$.</p>
lda	INTEGER. The first dimension of a ; at least $\max(1, m)$.
$lwork$	<p>INTEGER. The size of the $work$ array; at least $\max(1, n)$. If $lwork = -1$, then a workspace query is assumed; the routine only calculates the optimal size of the $work$ array, returns this value as the first entry of the $work$ array, and no error message related to $lwork$ is issued by xerbla. See <i>Application Notes</i> for the suggested value of $lwork$.</p>

Output Parameters

a	Overwritten by the m -by- n matrix Q .
-----	--

`work(1)` If `info = 0`, on exit `work(1)` contains the minimum value of `lwork` required for optimum performance. Use this `lwork` for subsequent runs.

`info` INTEGER.
 If `info = 0`, the execution is successful.
 If `info = -i`, the *i*-th parameter had an illegal value.

Fortran 95 Interface Notes

Routines in Fortran 95 interface have fewer arguments in the calling sequence than their FORTRAN 77 counterparts. For general conventions applied to skip redundant or restorable arguments, see [Fortran 95 Interface Conventions](#).

Specific details for the routine `orgql` interface are the following:

`a` Holds the matrix *A* of size (m, n) .
`tau` Holds the vector of length (k) .

Application Notes

For better performance, try using `lwork = n*blocksize`, where `blocksize` is a machine-dependent value (typically, 16 to 64) required for optimum performance of the *blocked algorithm*.

If you are in doubt how much workspace to supply, use a generous value of `lwork` for the first run or set `lwork = -1`.

If you choose the first option and set any of admissible `lwork` sizes, which is no less than the minimal value described, the routine completes the task, though probably not so fast as with a recommended workspace, and provides the recommended workspace in the first element of the corresponding array `work` on exit. Use this value (`work(1)`) for subsequent runs.

If you set `lwork = -1`, the routine returns immediately and provides the recommended workspace in the first element of the corresponding array (`work`). This operation is called a workspace query.

Note that if you set `lwork` to less than the minimal required value and not -1, the routine returns immediately with an error exit and does not provide any information on the recommended workspace.

The complex counterpart of this routine is [?ungql](#).

?ungql

Generates the complex matrix Q of the QL factorization formed by ?geqlf.

Syntax

FORTRAN 77:

```
call cungql(m, n, k, a, lda, tau, work, lwork, info)
call zungql(m, n, k, a, lda, tau, work, lwork, info)
```

Fortran 95:

```
call ungql(a, tau [,info])
```

Description

This routine is declared in `mkl_lapack.fi` for FORTRAN 77 interface, in `lapack.f90` for Fortran 95 interface, and in `mkl_lapack.h` for C interface.

The routine generates an m -by- n complex matrix Q with orthonormal columns, which is defined as the last n columns of a product of k elementary reflectors $H(i)$ of order m : $Q = H(k) * \dots * H(2) * H(1)$ as returned by the routines `cgeqlf/zgeqlf`. Use this routine after a call to `cgeqlf/zgeqlf`.

Input Parameters

m	INTEGER. The number of rows of the matrix Q ($m \geq 0$).
n	INTEGER. The number of columns of the matrix Q ($m \geq n \geq 0$).
k	INTEGER. The number of elementary reflectors whose product defines the matrix Q ($n \geq k \geq 0$).
$a, \tau, work$	<p>COMPLEX for <code>cungql</code> DOUBLE COMPLEX for <code>zungql</code> Arrays: $a(lda,*)$, $\tau(*)$, $work(lwork)$. On entry, the $(n - k + i)$th column of a must contain the vector which defines the elementary reflector $H(i)$, for $i = 1, 2, \dots, k$, as returned by <code>cgeqlf/zgeqlf</code> in the last k columns of its array argument a;</p>

$\tau(i)$ must contain the scalar factor of the elementary reflector $H(i)$, as returned by `cgeqlf/zgeqlf`;
 The second dimension of a must be at least $\max(1, n)$.
 The dimension of τ must be at least $\max(1, k)$.
 $work$ is a workspace array, its dimension $\max(1, lwork)$.
lda INTEGER. The first dimension of a ; at least $\max(1, m)$.
lwork INTEGER. The size of the $work$ array; at least $\max(1, n)$.
 If $lwork = -1$, then a workspace query is assumed; the routine only calculates the optimal size of the $work$ array, returns this value as the first entry of the $work$ array, and no error message related to $lwork$ is issued by `xerbla`.
 See *Application Notes* for the suggested value of $lwork$.

Output Parameters

a Overwritten by the m -by- n matrix Q .
 $work(1)$ If $info = 0$, on exit $work(1)$ contains the minimum value of $lwork$ required for optimum performance. Use this $lwork$ for subsequent runs.
info INTEGER.
 If $info = 0$, the execution is successful.
 If $info = -i$, the i -th parameter had an illegal value.

Fortran 95 Interface Notes

Routines in Fortran 95 interface have fewer arguments in the calling sequence than their FORTRAN 77 counterparts. For general conventions applied to skip redundant or restorable arguments, see [Fortran 95 Interface Conventions](#).

Specific details for the routine `ungql` interface are the following:

a Holds the matrix A of size (m, n) .
 τ Holds the vector of length (k) .

Application Notes

For better performance, try using $lwork = n * blocksize$, where $blocksize$ is a machine-dependent value (typically, 16 to 64) required for optimum performance of the *blocked algorithm*.

If it is not clear how much workspace to supply, use a generous value of `lwork` for the first run, or set `lwork = -1`.

In first case the routine completes the task, though probably not so fast as with a recommended workspace, and provides the recommended workspace in the first element of the corresponding array `work` on exit. Use this value (`work(1)`) for subsequent runs.

If `lwork = -1`, then the routine returns immediately and provides the recommended workspace in the first element of the corresponding array (`work`). This operation is called a workspace query.

Note that if `lwork` is less than the minimal required value and is not equal to -1, then the routine returns immediately with an error exit and does not provide any information on the recommended workspace.

The real counterpart of this routine is [?orgql](#).

?ormql

Multiplies a real matrix by the orthogonal matrix Q of the QL factorization formed by ?geqlf.

Syntax

FORTRAN 77:

```
call sormql(side, trans, m, n, k, a, lda, tau, c, ldc, work, lwork, info)
call dormql(side, trans, m, n, k, a, lda, tau, c, ldc, work, lwork, info)
```

Fortran 95:

```
call ormql(a, tau, c [,side] [,trans] [,info])
```

Description

This routine is declared in `mkl_lapack.fi` for FORTRAN 77 interface, in `lapack.f90` for Fortran 95 interface, and in `mkl_lapack.h` for C interface.

The routine multiplies a real m -by- n matrix C by Q or Q^T , where Q is the orthogonal matrix Q of the QL factorization formed by the routine [sgeqlf/dgeqlf](#).

Depending on the parameters `side` and `trans`, the routine [?ormql](#) can form one of the matrix products Q^*C , Q^T*C , $C*Q$, or $C*Q^T$ (overwriting the result over C).

Input Parameters

<i>side</i>	<p>CHARACTER*1. Must be either 'L' or 'R'.</p> <p>If <i>side</i> = 'L', Q or Q^T is applied to C from the left.</p> <p>If <i>side</i> = 'R', Q or Q^T is applied to C from the right.</p>
<i>trans</i>	<p>CHARACTER*1. Must be either 'N' or 'T'.</p> <p>If <i>trans</i> = 'N', the routine multiplies C by Q.</p> <p>If <i>trans</i> = 'T', the routine multiplies C by Q^T.</p>
<i>m</i>	INTEGER. The number of rows in the matrix C ($m \geq 0$).
<i>n</i>	INTEGER. The number of columns in C ($n \geq 0$).
<i>k</i>	<p>INTEGER. The number of elementary reflectors whose product defines the matrix Q. Constraints:</p> <p>$0 \leq k \leq m$ if <i>side</i> = 'L';</p> <p>$0 \leq k \leq n$ if <i>side</i> = 'R'.</p>
<i>a</i> , <i>tau</i> , <i>c</i> , <i>work</i>	<p>REAL for <code>sormql</code></p> <p>DOUBLE PRECISION for <code>dormql</code>.</p> <p>Arrays: <i>a</i>(<i>lda</i>,*), <i>tau</i>(*), <i>c</i>(<i>ldc</i>,*).</p> <p>On entry, the <i>i</i>th column of <i>a</i> must contain the vector which defines the elementary reflector H_i, for $i = 1, 2, \dots, k$, as returned by <code>sgeqlf/dgeqlf</code> in the last k columns of its array argument <i>a</i>.</p> <p>The second dimension of <i>a</i> must be at least $\max(1, k)$.</p> <p><i>tau</i>(<i>i</i>) must contain the scalar factor of the elementary reflector H_i, as returned by <code>sgeqlf/dgeqlf</code>.</p> <p>The dimension of <i>tau</i> must be at least $\max(1, k)$.</p> <p><i>c</i>(<i>ldc</i>,*) contains the m-by-n matrix C.</p> <p>The second dimension of <i>c</i> must be at least $\max(1, n)$</p> <p><i>work</i> is a workspace array, its dimension $\max(1, lwork)$.</p>
<i>lda</i>	<p>INTEGER. The first dimension of <i>a</i>;</p> <p>if <i>side</i> = 'L', $lda \geq \max(1, m)$;</p> <p>if <i>side</i> = 'R', $lda \geq \max(1, n)$.</p>
<i>ldc</i>	INTEGER. The first dimension of <i>c</i> ; $ldc \geq \max(1, m)$.
<i>lwork</i>	INTEGER. The size of the <i>work</i> array. Constraints:

$lwork \geq \max(1, n)$ if $side = 'L'$;

$lwork \geq \max(1, m)$ if $side = 'R'$.

If $lwork = -1$, then a workspace query is assumed; the routine only calculates the optimal size of the $work$ array, returns this value as the first entry of the $work$ array, and no error message related to $lwork$ is issued by [xerbla](#). See *Application Notes* for the suggested value of $lwork$.

Output Parameters

c	Overwritten by the product Q^*C , $Q^T * C$, C^*Q , or C^*Q^T (as specified by $side$ and $trans$).
$work(1)$	If $info = 0$, on exit $work(1)$ contains the minimum value of $lwork$ required for optimum performance. Use this $lwork$ for subsequent runs.
$info$	INTEGER. If $info = 0$, the execution is successful. If $info = -i$, the i -th parameter had an illegal value.

Fortran 95 Interface Notes

Routines in Fortran 95 interface have fewer arguments in the calling sequence than their FORTRAN 77 counterparts. For general conventions applied to skip redundant or restorable arguments, see [Fortran 95 Interface Conventions](#).

Specific details for the routine `ormql` interface are the following:

a	Holds the matrix A of size (r, k) . $r = m$ if $side = 'L'$. $r = n$ if $side = 'R'$.
τ	Holds the vector of length (k) .
c	Holds the matrix C of size (m, n) .
$side$	Must be 'L' or 'R'. The default value is 'L'.
$trans$	Must be 'N' or 'T'. The default value is 'N'.

Application Notes

For better performance, try using $lwork = n * blocksize$ (if $side = 'L'$) or $lwork = m * blocksize$ (if $side = 'R'$) where $blocksize$ is a machine-dependent value (typically, 16 to 64) required for optimum performance of the *blocked algorithm*.

If you are in doubt how much workspace to supply, use a generous value of $lwork$ for the first run or set $lwork = -1$.

If you choose the first option and set any of admissible $lwork$ sizes, which is no less than the minimal value described, the routine completes the task, though probably not so fast as with a recommended workspace, and provides the recommended workspace in the first element of the corresponding array $work$ on exit. Use this value ($work(1)$) for subsequent runs.

If you set $lwork = -1$, the routine returns immediately and provides the recommended workspace in the first element of the corresponding array ($work$). This operation is called a workspace query.

Note that if you set $lwork$ to less than the minimal required value and not -1, the routine returns immediately with an error exit and does not provide any information on the recommended workspace.

The complex counterpart of this routine is [?unmql](#).

?unmql

Multiplies a complex matrix by the unitary matrix Q of the QL factorization formed by ?geqlf.

Syntax

FORTRAN 77:

```
call cunmql(side, trans, m, n, k, a, lda, tau, c, ldc, work, lwork, info)
call zunmql(side, trans, m, n, k, a, lda, tau, c, ldc, work, lwork, info)
```

Fortran 95:

```
call unmql(a, tau, c [,side] [,trans] [,info])
```

Description

This routine is declared in `mkl_lapack.fi` for FORTRAN 77 interface, in `lapack.f90` for Fortran 95 interface, and in `mkl_lapack.h` for C interface.

The routine multiplies a complex m -by- n matrix C by Q or Q^H , where Q is the unitary matrix Q of the QL factorization formed by the routine `cgeqlf/zgeqlf`.

Depending on the parameters `side` and `trans`, the routine `?unmql` can form one of the matrix products $Q^H * C$, $Q^H * C$, $C * Q$, or $C * Q^H$ (overwriting the result over C).

Input Parameters

<code>side</code>	<p>CHARACTER*1. Must be either 'L' or 'R'.</p> <p>If <code>side</code> = 'L', Q or Q^H is applied to C from the left.</p> <p>If <code>side</code> = 'R', Q or Q^H is applied to C from the right.</p>
<code>trans</code>	<p>CHARACTER*1. Must be either 'N' or 'C'.</p> <p>If <code>trans</code> = 'N', the routine multiplies C by Q.</p> <p>If <code>trans</code> = 'C', the routine multiplies C by Q^H.</p>
<code>m</code>	INTEGER. The number of rows in the matrix C ($m \geq 0$).
<code>n</code>	INTEGER. The number of columns in C ($n \geq 0$).
<code>k</code>	<p>INTEGER. The number of elementary reflectors whose product defines the matrix Q. Constraints:</p> <p>$0 \leq k \leq m$ if <code>side</code> = 'L';</p> <p>$0 \leq k \leq n$ if <code>side</code> = 'R'.</p>
<code>a, tau, c, work</code>	<p>COMPLEX for <code>cunmql</code></p> <p>DOUBLE COMPLEX for <code>zunmql</code>.</p> <p>Arrays: <code>a(lda,*)</code>, <code>tau(*)</code>, <code>c ldc,*)</code>, <code>work(lwork)</code>.</p> <p>On entry, the i-th column of <code>a</code> must contain the vector which defines the elementary reflector $H(i)$, for $i = 1, 2, \dots, k$, as returned by <code>cgeqlf/zgeqlf</code> in the last k columns of its array argument <code>a</code>.</p> <p>The second dimension of <code>a</code> must be at least $\max(1, k)$.</p> <p><code>tau(i)</code> must contain the scalar factor of the elementary reflector $H(i)$, as returned by <code>cgeqlf/zgeqlf</code>.</p> <p>The dimension of <code>tau</code> must be at least $\max(1, k)$.</p> <p><code>c(ldc,*)</code> contains the m-by-n matrix C.</p> <p>The second dimension of <code>c</code> must be at least $\max(1, n)$</p> <p><code>work</code> is a workspace array, its dimension $\max(1, lwork)$.</p>
<code>lda</code>	INTEGER. The first dimension of <code>a</code> ; $lda \geq \max(1, n)$.

ldc INTEGER. The first dimension of *c*; $ldc \geq \max(1, m)$.

lwork INTEGER. The size of the *work* array. Constraints:
 $lwork \geq \max(1, n)$ if *side* = 'L';
 $lwork \geq \max(1, m)$ if *side* = 'R'.
 If *lwork* = -1, then a workspace query is assumed; the routine only calculates the optimal size of the *work* array, returns this value as the first entry of the *work* array, and no error message related to *lwork* is issued by [xerbla](#). See *Application Notes* for the suggested value of *lwork*.

Output Parameters

c Overwritten by the product Q^*C , $Q^H C$, C^*Q , or C^*Q^H (as specified by *side* and *trans*).

work(1) If *info* = 0, on exit *work*(1) contains the minimum value of *lwork* required for optimum performance. Use this *lwork* for subsequent runs.

info INTEGER.
 If *info* = 0, the execution is successful.
 If *info* = -*i*, the *i*-th parameter had an illegal value.

Fortran 95 Interface Notes

Routines in Fortran 95 interface have fewer arguments in the calling sequence than their FORTRAN 77 counterparts. For general conventions applied to skip redundant or restorable arguments, see [Fortran 95 Interface Conventions](#).

Specific details for the routine `unmql` interface are the following:

a Holds the matrix *A* of size (*r*,*k*).
 $r = m$ if *side* = 'L'.
 $r = n$ if *side* = 'R'.

tau Holds the vector of length (*k*).

c Holds the matrix *C* of size (*m*,*n*).

side Must be 'L' or 'R'. The default value is 'L'.

trans Must be 'N' or 'C'. The default value is 'N'.

Application Notes

For better performance, try using `lwork = n*blocksize` (if `side = 'L'`) or `lwork = m*blocksize` (if `side = 'R'`) where `blocksize` is a machine-dependent value (typically, 16 to 64) required for optimum performance of the *blocked algorithm*.

If it is not clear how much workspace to supply, use a generous value of `lwork` for the first run, or set `lwork = -1`.

In first case the routine completes the task, though probably not so fast as with a recommended workspace, and provides the recommended workspace in the first element of the corresponding array `work` on exit. Use this value (`work(1)`) for subsequent runs.

If `lwork = -1`, then the routine returns immediately and provides the recommended workspace in the first element of the corresponding array (`work`). This operation is called a workspace query.

Note that if `lwork` is less than the minimal required value and is not equal to -1, then the routine returns immediately with an error exit and does not provide any information on the recommended workspace.

The real counterpart of this routine is [?ormql](#).

?gerqf

Computes the RQ factorization of a general m-by-n matrix.

Syntax

FORTRAN 77:

```
call sgerqf(m, n, a, lda, tau, work, lwork, info)
call dgerqf(m, n, a, lda, tau, work, lwork, info)
call cgerqf(m, n, a, lda, tau, work, lwork, info)
call zgerqf(m, n, a, lda, tau, work, lwork, info)
```

Fortran 95:

```
call gerqf(a [, tau] [,info])
```


Description

This routine is declared in `mkl_lapack.fi` for FORTRAN 77 interface, in `lapack.f90` for Fortran 95 interface, and in `mkl_lapack.h` for C interface.

The routine forms the RQ factorization of a general m -by- n matrix A . No pivoting is performed.

The routine does not form the matrix Q explicitly. Instead, Q is represented as a product of $\min(m, n)$ *elementary reflectors*. Routines are provided to work with Q in this representation.



NOTE. This routine supports the Progress Routine feature. See [Progress Function](#) section for details.

Input Parameters

m INTEGER. The number of rows in the matrix A ($m \geq 0$).

n INTEGER. The number of columns in A ($n \geq 0$).

$a, work$ REAL for `sgerqf`
DOUBLE PRECISION for `dgerqf`
COMPLEX for `cgerqf`
DOUBLE COMPLEX for `zgerqf`.
Arrays:
 $a(lda,*)$ contains the m -by- n matrix A .
The second dimension of a must be at least $\max(1, n)$.
 $work$ is a workspace array, its dimension $\max(1, lwork)$.

lda INTEGER. The first dimension of a ; at least $\max(1, m)$.

$lwork$ INTEGER. The size of the $work$ array;
 $lwork \geq \max(1, m)$.
If $lwork = -1$, then a workspace query is assumed; the routine only calculates the optimal size of the $work$ array, returns this value as the first entry of the $work$ array, and no error message related to $lwork$ is issued by `xerbla`.
See [Application Notes](#) for the suggested value of $lwork$.

Output Parameters

a Overwritten on exit by the factorization data as follows:

if $m \leq n$, the upper triangle of the subarray $a(1:m, n-m+1:n)$ contains the m -by- m upper triangular matrix R ;
 if $m \geq n$, the elements on and above the $(m-n)$ th subdiagonal contain the m -by- n upper trapezoidal matrix R ;
 in both cases, the remaining elements, with the array τ , represent the orthogonal/unitary matrix Q as a product of $\min(m, n)$ elementary reflectors.

<i>tau</i>	REAL for sgerqf DOUBLE PRECISION for dgerqf COMPLEX for cgerqf DOUBLE COMPLEX for zgerqf. Array, DIMENSION at least $\max(1, \min(m, n))$. Contains scalar factors of the elementary reflectors for the matrix Q .
<i>work</i> (1)	If <i>info</i> = 0, on exit <i>work</i> (1) contains the minimum value of <i>lwork</i> required for optimum performance.
<i>info</i>	INTEGER. If <i>info</i> = 0, the execution is successful. If <i>info</i> = - <i>i</i> , the <i>i</i> -th parameter had an illegal value.

Fortran 95 Interface Notes

Routines in Fortran 95 interface have fewer arguments in the calling sequence than their FORTRAN 77 counterparts. For general conventions applied to skip redundant or restorable arguments, see [Fortran 95 Interface Conventions](#).

Specific details for the routine `gerqf` interface are the following:

<i>a</i>	Holds the matrix A of size (m, n) .
<i>tau</i>	Holds the vector of length $\min(m, n)$.

Application Notes

For better performance, try using $lwork = m \times blocksize$, where *blocksize* is a machine-dependent value (typically, 16 to 64) required for optimum performance of the *blocked algorithm*.

If you are in doubt how much workspace to supply, use a generous value of *lwork* for the first run or set $lwork = -1$.

If you choose the first option and set any of admissible *lwork* sizes, which is no less than the minimal value described, the routine completes the task, though probably not so fast as with a recommended workspace, and provides the recommended workspace in the first element of the corresponding array *work* on exit. Use this value (*work*(1)) for subsequent runs.

If you set *lwork* = -1, the routine returns immediately and provides the recommended workspace in the first element of the corresponding array (*work*). This operation is called a workspace query.

Note that if you set *lwork* to less than the minimal required value and not -1, the routine returns immediately with an error exit and does not provide any information on the recommended workspace.

Related routines include:

<code>?orgqr</code>	to generate matrix Q (for real matrices);
<code>?ungqr</code>	to generate matrix Q (for complex matrices);
<code>?ormqr</code>	to apply matrix Q (for real matrices);
<code>?unmqr</code>	to apply matrix Q (for complex matrices).

?orgqr

Generates the real matrix Q of the RQ factorization formed by ?gerqf.

Syntax

FORTRAN 77:

```
call sorgqr(m, n, k, a, lda, tau, work, lwork, info)
call dorgqr(m, n, k, a, lda, tau, work, lwork, info)
```

Fortran 95:

```
call orgqr(a, tau [,info])
```

Description

This routine is declared in `mkl_lapack.fi` for FORTRAN 77 interface, in `lapack.f90` for Fortran 95 interface, and in `mkl_lapack.h` for C interface.

The routine generates an m -by- n real matrix Q with orthonormal rows, which is defined as the last m rows of a product of k elementary reflectors $H(i)$ of order n : $Q = H(1) * H(2) * \dots * H(k)$ as returned by the routines [sgerqf/dgerqf](#). Use this routine after a call to [sgerqf/dgerqf](#).

Input Parameters

m	INTEGER. The number of rows of the matrix Q ($m \geq 0$).
n	INTEGER. The number of columns of the matrix Q ($n \geq m$).
k	INTEGER. The number of elementary reflectors whose product defines the matrix Q ($m \geq k \geq 0$).
$a, \tau, work$	<p>REAL for sorghr DOUBLE PRECISION for dorghr Arrays: $a(lda,*)$, $\tau(*)$. On entry, the $(m - k + i)$-th row of a must contain the vector which defines the elementary reflector $H(i)$, for $i = 1, 2, \dots, k$, as returned by sgerqf/dgerqf in the last k rows of its array argument a; $\tau(i)$ must contain the scalar factor of the elementary reflector $H(i)$, as returned by sgerqf/dgerqf; The second dimension of a must be at least $\max(1, n)$. The dimension of τ must be at least $\max(1, k)$. $work$ is a workspace array, its dimension $\max(1, lwork)$.</p>
lda	INTEGER. The first dimension of a ; at least $\max(1, m)$.
$lwork$	<p>INTEGER. The size of the $work$ array; at least $\max(1, m)$. If $lwork = -1$, then a workspace query is assumed; the routine only calculates the optimal size of the $work$ array, returns this value as the first entry of the $work$ array, and no error message related to $lwork$ is issued by xerbla. See Application Notes for the suggested value of $lwork$.</p>

Output Parameters

a	Overwritten by the m -by- n matrix Q .
$work(1)$	If $info = 0$, on exit $work(1)$ contains the minimum value of $lwork$ required for optimum performance. Use this $lwork$ for subsequent runs.

info INTEGER.
 If *info* = 0, the execution is successful.
 If *info* = -*i*, the *i*-th parameter had an illegal value.

Fortran 95 Interface Notes

Routines in Fortran 95 interface have fewer arguments in the calling sequence than their FORTRAN 77 counterparts. For general conventions applied to skip redundant or restorable arguments, see [Fortran 95 Interface Conventions](#).

Specific details for the routine `orgrq` interface are the following:

a Holds the matrix *A* of size (*m*,*n*).
tau Holds the vector of length (*k*).

Application Notes

For better performance, try using `lwork = m*blocksize`, where *blocksize* is a machine-dependent value (typically, 16 to 64) required for optimum performance of the *blocked algorithm*.

If you are in doubt how much workspace to supply, use a generous value of *lwork* for the first run or set `lwork = -1`.

If you choose the first option and set any of admissible *lwork* sizes, which is no less than the minimal value described, the routine completes the task, though probably not so fast as with a recommended workspace, and provides the recommended workspace in the first element of the corresponding array *work* on exit. Use this value (`work(1)`) for subsequent runs.

If you set `lwork = -1`, the routine returns immediately and provides the recommended workspace in the first element of the corresponding array (*work*). This operation is called a workspace query.

Note that if you set *lwork* to less than the minimal required value and not -1, the routine returns immediately with an error exit and does not provide any information on the recommended workspace.

The complex counterpart of this routine is [?ungrq](#).

?ungrq

Generates the complex matrix Q of the RQ factorization formed by ?gerqf.

Syntax

FORTRAN 77:

```
call cungrq(m, n, k, a, lda, tau, work, lwork, info)
call zungrq(m, n, k, a, lda, tau, work, lwork, info)
```

Fortran 95:

```
call ungrq(a, tau [,info])
```

Description

This routine is declared in `mkl_lapack.fi` for FORTRAN 77 interface, in `lapack.f90` for Fortran 95 interface, and in `mkl_lapack.h` for C interface.

The routine generates an m -by- n complex matrix Q with orthonormal rows, which is defined as the last m rows of a product of k elementary reflectors $H(i)$ of order n : $Q = H(1)H^*H(2)H^*\dots H(k)H$ as returned by the routines `sgerqf/dgerqf`. Use this routine after a call to `sgerqf/dgerqf`.

Input Parameters

m	INTEGER. The number of rows of the matrix Q ($m \geq 0$).
n	INTEGER. The number of columns of the matrix Q ($n \geq m$).
k	INTEGER. The number of elementary reflectors whose product defines the matrix Q ($m \geq k \geq 0$).
$a, \tau, work$	<p>REAL for cungrq DOUBLE PRECISION for zungrq Arrays: $a(lda,*)$, $\tau(*)$, $work(lwork)$. On entry, the $(m - k + i)$th row of a must contain the vector which defines the elementary reflector $H(i)$, for $i = 1, 2, \dots, k$, as returned by <code>sgerqf/dgerqf</code> in the last k rows of its array argument a;</p>

$\tau(i)$ must contain the scalar factor of the elementary reflector $H(i)$, as returned by `sgerqf/dgerqf`;
 The second dimension of a must be at least $\max(1, n)$.
 The dimension of τ must be at least $\max(1, k)$.
 $work$ is a workspace array, its dimension $\max(1, lwork)$.
lda INTEGER. The first dimension of a ; at least $\max(1, m)$.
lwork INTEGER. The size of the $work$ array; at least $\max(1, m)$.
 If $lwork = -1$, then a workspace query is assumed; the routine only calculates the optimal size of the $work$ array, returns this value as the first entry of the $work$ array, and no error message related to $lwork$ is issued by `xerbla`.
 See *Application Notes* for the suggested value of $lwork$.

Output Parameters

a Overwritten by the m -by- n matrix Q .
 $work(1)$ If $info = 0$, on exit $work(1)$ contains the minimum value of $lwork$ required for optimum performance. Use this $lwork$ for subsequent runs.
info INTEGER.
 If $info = 0$, the execution is successful.
 If $info = -i$, the i -th parameter had an illegal value.

Fortran 95 Interface Notes

Routines in Fortran 95 interface have fewer arguments in the calling sequence than their FORTRAN 77 counterparts. For general conventions applied to skip redundant or restorable arguments, see [Fortran 95 Interface Conventions](#).

Specific details for the routine `ungrq` interface are the following:

a Holds the matrix A of size (m, n) .
 τ Holds the vector of length (k) .

Application Notes

For better performance, try using $lwork = m * blocksize$, where $blocksize$ is a machine-dependent value (typically, 16 to 64) required for optimum performance of the *blocked algorithm*.

If it is not clear how much workspace to supply, use a generous value of `lwork` for the first run, or set `lwork = -1`.

In first case the routine completes the task, though probably not so fast as with a recommended workspace, and provides the recommended workspace in the first element of the corresponding array `work` on exit. Use this value (`work(1)`) for subsequent runs.

If `lwork = -1`, then the routine returns immediately and provides the recommended workspace in the first element of the corresponding array (`work`). This operation is called a workspace query.

Note that if `lwork` is less than the minimal required value and is not equal to -1, then the routine returns immediately with an error exit and does not provide any information on the recommended workspace.

The real counterpart of this routine is [?orgqr](#).

?ormrq

Multiplies a real matrix by the orthogonal matrix Q of the RQ factorization formed by [?gerqf](#).

Syntax

FORTRAN 77:

```
call sormrq(side, trans, m, n, k, a, lda, tau, c, ldc, work, lwork, info)
call dormrq(side, trans, m, n, k, a, lda, tau, c, ldc, work, lwork, info)
```

Fortran 95:

```
call ormqr(a, tau, c [,side] [,trans] [,info])
```

Description

This routine is declared in `mkl_lapack.fi` for FORTRAN 77 interface, in `lapack.f90` for Fortran 95 interface, and in `mkl_lapack.h` for C interface.

The routine multiplies a real m -by- n matrix C by Q or Q^T , where Q is the real orthogonal matrix defined as a product of k elementary reflectors H_i : $Q = H_1 H_2 \dots H_k$ as returned by the RQ factorization routine [sgerqf/dgerqf](#).

Depending on the parameters `side` and `trans`, the routine can form one of the matrix products Q^*C , $Q^T C$, C^*Q , or $C^T Q$ (overwriting the result over C).

Input Parameters

<i>side</i>	<p>CHARACTER*1. Must be either 'L' or 'R'.</p> <p>If <i>side</i> = 'L', Q or Q^T is applied to c from the left.</p> <p>If <i>side</i> = 'R', Q or Q^T is applied to c from the right.</p>
<i>trans</i>	<p>CHARACTER*1. Must be either 'N' or 'T'.</p> <p>If <i>trans</i> = 'N', the routine multiplies c by Q.</p> <p>If <i>trans</i> = 'T', the routine multiplies c by Q^T.</p>
<i>m</i>	INTEGER. The number of rows in the matrix c ($m \geq 0$).
<i>n</i>	INTEGER. The number of columns in c ($n \geq 0$).
<i>k</i>	<p>INTEGER. The number of elementary reflectors whose product defines the matrix Q. Constraints:</p> <p>$0 \leq k \leq m$, if <i>side</i> = 'L';</p> <p>$0 \leq k \leq n$, if <i>side</i> = 'R'.</p>
<i>a</i> , <i>tau</i> , <i>c</i> , <i>work</i>	<p>REAL for sormrq</p> <p>DOUBLE PRECISION for dormrq.</p> <p>Arrays: <i>a</i>(<i>lda</i>,*), <i>tau</i>(*), <i>c</i>(<i>ldc</i>,*).</p> <p>On entry, the <i>i</i>th row of <i>a</i> must contain the vector which defines the elementary reflector H_i, for $i = 1, 2, \dots, k$, as returned by sgerqf/dgerqf in the last k rows of its array argument <i>a</i>.</p> <p>The second dimension of <i>a</i> must be at least $\max(1, m)$ if <i>side</i> = 'L', and at least $\max(1, n)$ if <i>side</i> = 'R'.</p> <p><i>tau</i>(<i>i</i>) must contain the scalar factor of the elementary reflector H_i, as returned by sgerqf/dgerqf.</p> <p>The dimension of <i>tau</i> must be at least $\max(1, k)$.</p> <p><i>c</i>(<i>ldc</i>,*) contains the m-by-n matrix C.</p> <p>The second dimension of <i>c</i> must be at least $\max(1, n)$</p> <p><i>work</i> is a workspace array, its dimension $\max(1, lwork)$.</p>
<i>lda</i>	INTEGER. The first dimension of <i>a</i> ; $lda \geq \max(1, k)$.
<i>ldc</i>	INTEGER. The first dimension of <i>c</i> ; $ldc \geq \max(1, m)$.
<i>lwork</i>	<p>INTEGER. The size of the <i>work</i> array. Constraints:</p> <p>$lwork \geq \max(1, n)$ if <i>side</i> = 'L';</p>

$lwork \geq \max(1, m)$ if $side = 'R'$.

If $lwork = -1$, then a workspace query is assumed; the routine only calculates the optimal size of the $work$ array, returns this value as the first entry of the $work$ array, and no error message related to $lwork$ is issued by [xerbla](#). See *Application Notes* for the suggested value of $lwork$.

Output Parameters

c	Overwritten by the product Q^*C , $Q^{T*}C$, C^*Q , or C^*Q^T (as specified by $side$ and $trans$).
$work(1)$	If $info = 0$, on exit $work(1)$ contains the minimum value of $lwork$ required for optimum performance. Use this $lwork$ for subsequent runs.
$info$	INTEGER. If $info = 0$, the execution is successful. If $info = -i$, the i -th parameter had an illegal value.

Fortran 95 Interface Notes

Routines in Fortran 95 interface have fewer arguments in the calling sequence than their FORTRAN 77 counterparts. For general conventions applied to skip redundant or restorable arguments, see [Fortran 95 Interface Conventions](#).

Specific details for the routine `ormrq` interface are the following:

a	Holds the matrix A of size (k, m) .
τ	Holds the vector of length (k) .
c	Holds the matrix C of size (m, n) .
$side$	Must be 'L' or 'R'. The default value is 'L'.
$trans$	Must be 'N' or 'T'. The default value is 'N'.

Application Notes

For better performance, try using $lwork = n * blocksize$ (if $side = 'L'$) or $lwork = m * blocksize$ (if $side = 'R'$) where $blocksize$ is a machine-dependent value (typically, 16 to 64) required for optimum performance of the *blocked algorithm*.

If you are in doubt how much workspace to supply, use a generous value of $lwork$ for the first run or set $lwork = -1$.

If you choose the first option and set any of admissible *lwork* sizes, which is no less than the minimal value described, the routine completes the task, though probably not so fast as with a recommended workspace, and provides the recommended workspace in the first element of the corresponding array *work* on exit. Use this value (*work*(1)) for subsequent runs.

If you set *lwork* = -1, the routine returns immediately and provides the recommended workspace in the first element of the corresponding array (*work*). This operation is called a workspace query.

Note that if you set *lwork* to less than the minimal required value and not -1, the routine returns immediately with an error exit and does not provide any information on the recommended workspace.

The complex counterpart of this routine is [?unmrq](#).

[?unmrq](#)

Multiplies a complex matrix by the unitary matrix Q of the RQ factorization formed by ?gerqf.

Syntax

FORTRAN 77:

```
call cunmrq(side, trans, m, n, k, a, lda, tau, c, ldc, work, lwork, info)
call zunmrq(side, trans, m, n, k, a, lda, tau, c, ldc, work, lwork, info)
```

Fortran 95:

```
call unmrq(a, tau, c [,side] [,trans] [,info])
```

Description

This routine is declared in `mkl_lapack.fi` for FORTRAN 77 interface, in `lapack.f90` for Fortran 95 interface, and in `mkl_lapack.h` for C interface.

The routine multiplies a complex *m*-by-*n* matrix *c* by *Q* or Q^H , where *Q* is the complex unitary matrix defined as a product of *k* elementary reflectors $H(i)$ of order *n*: $Q = H(1)H^*H(2)H^* \dots H(k)H^*$ Has returned by the RQ factorization routine [cgerqf/zgerqf](#).

Depending on the parameters *side* and *trans*, the routine can form one of the matrix products Q^*C , $Q^H * C$, $C * Q$, or $C * Q^H$ (overwriting the result over *c*).

Input Parameters

<i>side</i>	<p>CHARACTER*1. Must be either 'L' or 'R'.</p> <p>If <i>side</i> = 'L', Q or Q^H is applied to c from the left.</p> <p>If <i>side</i> = 'R', Q or Q^H is applied to c from the right.</p>
<i>trans</i>	<p>CHARACTER*1. Must be either 'N' or 'C'.</p> <p>If <i>trans</i> = 'N', the routine multiplies c by Q.</p> <p>If <i>trans</i> = 'C', the routine multiplies c by Q^H.</p>
<i>m</i>	INTEGER. The number of rows in the matrix c ($m \geq 0$).
<i>n</i>	INTEGER. The number of columns in c ($n \geq 0$).
<i>k</i>	<p>INTEGER. The number of elementary reflectors whose product defines the matrix Q. Constraints:</p> <p>$0 \leq k \leq m$, if <i>side</i> = 'L';</p> <p>$0 \leq k \leq n$, if <i>side</i> = 'R'.</p>
<i>a, tau, c, work</i>	<p>COMPLEX for cunmrq</p> <p>DOUBLE COMPLEX for zunmrq.</p> <p>Arrays: <i>a</i>(<i>lda</i>,*), <i>tau</i>(*), <i>c</i>(<i>ldc</i>,*), <i>work</i>(<i>lwork</i>).</p> <p>On entry, the <i>i</i>th row of <i>a</i> must contain the vector which defines the elementary reflector $H(i)$, for $i = 1, 2, \dots, k$, as returned by cgerqf/zgerqf in the last <i>k</i> rows of its array argument <i>a</i>.</p> <p>The second dimension of <i>a</i> must be at least $\max(1, m)$ if <i>side</i> = 'L', and at least $\max(1, n)$ if <i>side</i> = 'R'.</p> <p><i>tau</i>(<i>i</i>) must contain the scalar factor of the elementary reflector $H(i)$, as returned by cgerqf/zgerqf.</p> <p>The dimension of <i>tau</i> must be at least $\max(1, k)$.</p> <p><i>c</i>(<i>ldc</i>,*) contains the <i>m</i>-by-<i>n</i> matrix C.</p> <p>The second dimension of <i>c</i> must be at least $\max(1, n)$</p> <p><i>work</i> is a workspace array, its dimension $\max(1, lwork)$.</p>
<i>lda</i>	INTEGER. The first dimension of <i>a</i> ; $lda \geq \max(1, k)$.
<i>ldc</i>	INTEGER. The first dimension of <i>c</i> ; $ldc \geq \max(1, m)$.
<i>lwork</i>	<p>INTEGER. The size of the <i>work</i> array. Constraints:</p> <p>$lwork \geq \max(1, n)$ if <i>side</i> = 'L';</p>

$lwork \geq \max(1, m)$ if $side = 'R'$.

If $lwork = -1$, then a workspace query is assumed; the routine only calculates the optimal size of the *work* array, returns this value as the first entry of the *work* array, and no error message related to *lwork* is issued by [xerbla](#). See *Application Notes* for the suggested value of *lwork*.

Output Parameters

<i>c</i>	Overwritten by the product Q^*C , Q^H*C , $C*Q$, or $C*Q^H$ (as specified by <i>side</i> and <i>trans</i>).
<i>work</i> (1)	If <i>info</i> = 0, on exit <i>work</i> (1) contains the minimum value of <i>lwork</i> required for optimum performance. Use this <i>lwork</i> for subsequent runs.
<i>info</i>	INTEGER. If <i>info</i> = 0, the execution is successful. If <i>info</i> = - <i>i</i> , the <i>i</i> -th parameter had an illegal value.

Fortran 95 Interface Notes

Routines in Fortran 95 interface have fewer arguments in the calling sequence than their FORTRAN 77 counterparts. For general conventions applied to skip redundant or restorable arguments, see [Fortran 95 Interface Conventions](#).

Specific details for the routine `unmrq` interface are the following:

<i>a</i>	Holds the matrix <i>A</i> of size (<i>k</i> , <i>m</i>).
<i>tau</i>	Holds the vector of length (<i>k</i>).
<i>c</i>	Holds the matrix <i>C</i> of size (<i>m</i> , <i>n</i>).
<i>side</i>	Must be 'L' or 'R'. The default value is 'L'.
<i>trans</i>	Must be 'N' or 'C'. The default value is 'N'.

Application Notes

For better performance, try using $lwork = n*blocksize$ (if $side = 'L'$) or $lwork = m*blocksize$ (if $side = 'R'$) where *blocksize* is a machine-dependent value (typically, 16 to 64) required for optimum performance of the *blocked algorithm*.

If it is not clear how much workspace to supply, use a generous value of *lwork* for the first run, or set $lwork = -1$.

In first case the routine completes the task, though probably not so fast as with a recommended workspace, and provides the recommended workspace in the first element of the corresponding array `work` on exit. Use this value (`work(1)`) for subsequent runs.

If `lwork = -1`, then the routine returns immediately and provides the recommended workspace in the first element of the corresponding array (`work`). This operation is called a workspace query.

Note that if `lwork` is less than the minimal required value and is not equal to -1, then the routine returns immediately with an error exit and does not provide any information on the recommended workspace.

The real counterpart of this routine is [?ormrq](#).

?tzzrf

Reduces the upper trapezoidal matrix A to upper triangular form.

Syntax

FORTRAN 77:

```
call stzzrf(m, n, a, lda, tau, work, lwork, info)
call dtzzrf(m, n, a, lda, tau, work, lwork, info)
call ctzzrf(m, n, a, lda, tau, work, lwork, info)
call ztzzrf(m, n, a, lda, tau, work, lwork, info)
```

Fortran 95:

```
call tzzrf(a [, tau] [,info])
```

Description

This routine is declared in `mk1_lapack.fi` for FORTRAN 77 interface, in `lapack.f90` for Fortran 95 interface, and in `mk1_lapack.h` for C interface.

The routine reduces the m -by- n ($m \leq n$) real/complex upper trapezoidal matrix A to upper triangular form by means of orthogonal/unitary transformations. The upper trapezoidal matrix A is factored as

$$A = (R \ 0) * Z,$$

where Z is an n -by- n orthogonal/unitary matrix and R is an m -by- m upper triangular matrix.

See [?larz](#) that applies an elementary reflector returned by [?tzzrf](#) to a general matrix.

Input Parameters

m INTEGER. The number of rows in the matrix A ($m \geq 0$).

n INTEGER. The number of columns in A ($n \geq m$).

a, *work* REAL for [stzrzf](#)
 DOUBLE PRECISION for [dtzrzf](#)
 COMPLEX for [ctzrzf](#)
 DOUBLE COMPLEX for [ztzrzf](#).
 Arrays: $a(lda,*)$, $work(lwork)$. The leading m -by- n upper trapezoidal part of the array a contains the matrix A to be factorized.
 The second dimension of a must be at least $\max(1, n)$.
work is a workspace array, its dimension $\max(1, lwork)$.

lda INTEGER. The first dimension of a ; at least $\max(1, m)$.

lwork INTEGER. The size of the *work* array;
 $lwork \geq \max(1, m)$.
 If $lwork = -1$, then a workspace query is assumed; the routine only calculates the optimal size of the *work* array, returns this value as the first entry of the *work* array, and no error message related to *lwork* is issued by [xerbla](#).
 See *Application Notes* for the suggested value of *lwork*.

Output Parameters

a Overwritten on exit by the factorization data as follows:
 the leading m -by- m upper triangular part of a contains the upper triangular matrix R , and elements $m+1$ to n of the first m rows of a , with the array *tau*, represent the orthogonal matrix Z as a product of m elementary reflectors.

tau REAL for [stzrzf](#)
 DOUBLE PRECISION for [dtzrzf](#)
 COMPLEX for [ctzrzf](#)
 DOUBLE COMPLEX for [ztzrzf](#).
 Array, DIMENSION at least $\max(1, m)$. Contains scalar factors of the elementary reflectors for the matrix Z .

<code>work(1)</code>	If <code>info = 0</code> , on exit <code>work(1)</code> contains the minimum value of <code>lwork</code> required for optimum performance. Use this <code>lwork</code> for subsequent runs.
<code>info</code>	<p>INTEGER.</p> <p>If <code>info = 0</code>, the execution is successful.</p> <p>If <code>info = -i</code>, the <i>i</i>-th parameter had an illegal value.</p>

Fortran 95 Interface Notes

Routines in Fortran 95 interface have fewer arguments in the calling sequence than their FORTRAN 77 counterparts. For general conventions applied to skip redundant or restorable arguments, see [Fortran 95 Interface Conventions](#).

Specific details for the routine `tzrzf` interface are the following:

<code>a</code>	Holds the matrix <i>A</i> of size (<i>m</i> , <i>n</i>).
<code>tau</code>	Holds the vector of length (<i>m</i>).

Application Notes

For better performance, try using `lwork = m*blocksize`, where `blocksize` is a machine-dependent value (typically, 16 to 64) required for optimum performance of the *blocked algorithm*.

If it is not clear how much workspace to supply, use a generous value of `lwork` for the first run, or set `lwork = -1`.

In first case the routine completes the task, though probably not so fast as with a recommended workspace, and provides the recommended workspace in the first element of the corresponding array `work` on exit. Use this value (`work(1)`) for subsequent runs.

If `lwork = -1`, then the routine returns immediately and provides the recommended workspace in the first element of the corresponding array (`work`). This operation is called a workspace query.

Note that if `lwork` is less than the minimal required value and is not equal to -1, then the routine returns immediately with an error exit and does not provide any information on the recommended workspace.

Related routines include:

<code>?ormrz</code>	to apply matrix <i>Q</i> (for real matrices)
<code>?unmrz</code>	to apply matrix <i>Q</i> (for complex matrices).

ormrz

Multiplies a real matrix by the orthogonal matrix defined from the factorization formed by `ztzrzf`.

Syntax

FORTRAN 77:

```
call sormrz(side, trans, m, n, k, l, a, lda, tau, c, ldc, work, lwork, info)
call dormrz(side, trans, m, n, k, l, a, lda, tau, c, ldc, work, lwork, info)
```

Fortran 95:

```
call ormrz(a, tau, c, l [, side] [,trans] [,info])
```

Description

This routine is declared in `mkl_lapack.fi` for FORTRAN 77 interface, in `lapack.f90` for Fortran 95 interface, and in `mkl_lapack.h` for C interface.

The routine multiplies a real m -by- n matrix C by Q or Q^T , where Q is the real orthogonal matrix defined as a product of k elementary reflectors $H(i)$ of order n : $Q = H(1) * H(2) * \dots * H(k)$ as returned by the factorization routine `stzrzf/dtzrzf`.

Depending on the parameters `side` and `trans`, the routine can form one of the matrix products Q^*C , Q^T*C , $C*Q$, or $C*Q^T$ (overwriting the result over C).

The matrix Q is of order m if `side` = 'L' and of order n if `side` = 'R'.

Input Parameters

<code>side</code>	CHARACTER*1. Must be either 'L' or 'R'. If <code>side</code> = 'L', Q or Q^T is applied to C from the left. If <code>side</code> = 'R', Q or Q^T is applied to C from the right.
<code>trans</code>	CHARACTER*1. Must be either 'N' or 'T'. If <code>trans</code> = 'N', the routine multiplies C by Q . If <code>trans</code> = 'T', the routine multiplies C by Q^T .
<code>m</code>	INTEGER. The number of rows in the matrix C ($m \geq 0$).
<code>n</code>	INTEGER. The number of columns in C ($n \geq 0$).

<i>k</i>	<p>INTEGER. The number of elementary reflectors whose product defines the matrix Q. Constraints:</p> <p>$0 \leq k \leq m$, if <i>side</i> = 'L';</p> <p>$0 \leq k \leq n$, if <i>side</i> = 'R'.</p>
<i>l</i>	<p>INTEGER.</p> <p>The number of columns of the matrix A containing the meaningful part of the Householder reflectors. Constraints:</p> <p>$0 \leq l \leq m$, if <i>side</i> = 'L';</p> <p>$0 \leq l \leq n$, if <i>side</i> = 'R'.</p>
<i>a, tau, c, work</i>	<p>REAL for <code>sormrz</code></p> <p>DOUBLE PRECISION for <code>dormrz</code>.</p> <p>Arrays: <i>a</i>(<i>lda</i>,*), <i>tau</i>(*), <i>c</i>(<i>ldc</i>,*).</p> <p>On entry, the <i>i</i>th row of <i>a</i> must contain the vector which defines the elementary reflector $H(i)$, for $i = 1, 2, \dots, k$, as returned by <code>stzrzf/dtzrzf</code> in the last <i>k</i> rows of its array argument <i>a</i>.</p> <p>The second dimension of <i>a</i> must be at least $\max(1, m)$ if <i>side</i> = 'L', and at least $\max(1, n)$ if <i>side</i> = 'R'.</p> <p><i>tau</i>(<i>i</i>) must contain the scalar factor of the elementary reflector $H(i)$, as returned by <code>stzrzf/dtzrzf</code>.</p> <p>The dimension of <i>tau</i> must be at least $\max(1, k)$.</p> <p><i>c</i>(<i>ldc</i>,*) contains the <i>m</i>-by-<i>n</i> matrix C.</p> <p>The second dimension of <i>c</i> must be at least $\max(1, n)$</p> <p><i>work</i> is a workspace array, its dimension $\max(1, lwork)$.</p>
<i>lda</i>	<p>INTEGER. The first dimension of <i>a</i>; $lda \geq \max(1, k)$.</p>
<i>ldc</i>	<p>INTEGER. The first dimension of <i>c</i>; $ldc \geq \max(1, m)$.</p>
<i>lwork</i>	<p>INTEGER. The size of the <i>work</i> array. Constraints:</p> <p>$lwork \geq \max(1, n)$ if <i>side</i> = 'L';</p> <p>$lwork \geq \max(1, m)$ if <i>side</i> = 'R'.</p> <p>If <i>lwork</i> = -1, then a workspace query is assumed; the routine only calculates the optimal size of the <i>work</i> array, returns this value as the first entry of the <i>work</i> array, and no error message related to <i>lwork</i> is issued by <code>xerbla</code>. See <i>Application Notes</i> for the suggested value of <i>lwork</i>.</p>

Output Parameters

<i>c</i>	Overwritten by the product Q^*C , $Q^T C$, C^*Q , or C^*Q^T (as specified by <i>side</i> and <i>trans</i>).
<i>work</i> (1)	If <i>info</i> = 0, on exit <i>work</i> (1) contains the minimum value of <i>lwork</i> required for optimum performance. Use this <i>lwork</i> for subsequent runs.
<i>info</i>	INTEGER. If <i>info</i> = 0, the execution is successful. If <i>info</i> = - <i>i</i> , the <i>i</i> -th parameter had an illegal value.

Fortran 95 Interface Notes

Routines in Fortran 95 interface have fewer arguments in the calling sequence than their FORTRAN 77 counterparts. For general conventions applied to skip redundant or restorable arguments, see [Fortran 95 Interface Conventions](#).

Specific details for the routine `ormrz` interface are the following:

<i>a</i>	Holds the matrix <i>A</i> of size (<i>k</i> , <i>m</i>).
<i>tau</i>	Holds the vector of length (<i>k</i>).
<i>c</i>	Holds the matrix <i>C</i> of size (<i>m</i> , <i>n</i>).
<i>side</i>	Must be 'L' or 'R'. The default value is 'L'.
<i>trans</i>	Must be 'N' or 'T'. The default value is 'N'.

Application Notes

For better performance, try using *lwork* = *n*blocksize* (if *side* = 'L') or *lwork* = *m*blocksize* (if *side* = 'R') where *blocksize* is a machine-dependent value (typically, 16 to 64) required for optimum performance of the *blocked algorithm*.

If you are in doubt how much workspace to supply, use a generous value of *lwork* for the first run or set *lwork* = -1.

If you choose the first option and set any of admissible *lwork* sizes, which is no less than the minimal value described, the routine completes the task, though probably not so fast as with a recommended workspace, and provides the recommended workspace in the first element of the corresponding array *work* on exit. Use this value (*work*(1)) for subsequent runs.

If you set *lwork* = -1, the routine returns immediately and provides the recommended workspace in the first element of the corresponding array (*work*). This operation is called a workspace query.

Note that if you set *lwork* to less than the minimal required value and not -1, the routine returns immediately with an error exit and does not provide any information on the recommended workspace.

The complex counterpart of this routine is [?unmrz](#).

[?unmrz](#)

Multiplies a complex matrix by the unitary matrix defined from the factorization formed by [?tzzrzf](#).

Syntax

FORTRAN 77:

```
call cunmrz(side, trans, m, n, k, l, a, lda, tau, c, ldc, work, lwork, info)
call zunmrz(side, trans, m, n, k, l, a, lda, tau, c, ldc, work, lwork, info)
```

Fortran 95:

```
call unmrz(a, tau, c, l [,side] [,trans] [,info])
```

Description

This routine is declared in `mkl_lapack.fi` for FORTRAN 77 interface, in `lapack.f90` for Fortran 95 interface, and in `mkl_lapack.h` for C interface.

The routine multiplies a complex *m*-by-*n* matrix *C* by *Q* or Q^H , where *Q* is the unitary matrix defined as a product of *k* elementary reflectors $H(i)$:

$Q = H(1)H^* H(2)H^* \dots H(k)H$ as returned by the factorization routine [ctzzrzf/ztzzrzf](#).

Depending on the parameters *side* and *trans*, the routine can form one of the matrix products Q^*C , Q^H*C , $C*Q$, or $C*Q^H$ (overwriting the result over *C*).

The matrix *Q* is of order *m* if *side* = 'L' and of order *n* if *side* = 'R'.

Input Parameters

<i>side</i>	CHARACTER*1. Must be either 'L' or 'R'. If <i>side</i> = 'L', <i>Q</i> or Q^H is applied to <i>C</i> from the left. If <i>side</i> = 'R', <i>Q</i> or Q^H is applied to <i>C</i> from the right.
<i>trans</i>	CHARACTER*1. Must be either 'N' or 'C'. If <i>trans</i> = 'N', the routine multiplies <i>C</i> by <i>Q</i> .

If *trans* = 'C', the routine multiplies *c* by Q^H .

m INTEGER. The number of rows in the matrix *c* ($m \geq 0$).

n INTEGER. The number of columns in *c* ($n \geq 0$).

k INTEGER. The number of elementary reflectors whose product defines the matrix *Q*. Constraints:
 $0 \leq k \leq m$, if *side* = 'L';
 $0 \leq k \leq n$, if *side* = 'R'.

l INTEGER.
The number of columns of the matrix *a* containing the meaningful part of the Householder reflectors. Constraints:
 $0 \leq l \leq m$, if *side* = 'L';
 $0 \leq l \leq n$, if *side* = 'R'.

a, *tau*, *c*, *work* COMPLEX for cunmrz
DOUBLE COMPLEX for zunmrz.
Arrays: *a*(*lda*,*), *tau*(*), *c*(*ldc*,*), *work*(*lwork*).
On entry, the *i*th row of *a* must contain the vector which defines the elementary reflector $H(i)$, for $i = 1, 2, \dots, k$, as returned by ctzrzf/ztzrzf in the last *k* rows of its array argument *a*.
The second dimension of *a* must be at least $\max(1, m)$ if *side* = 'L', and at least $\max(1, n)$ if *side* = 'R'.
tau(*i*) must contain the scalar factor of the elementary reflector $H(i)$, as returned by ctzrzf/ztzrzf.
The dimension of *tau* must be at least $\max(1, k)$.
c(*ldc*,*) contains the *m*-by-*n* matrix *C*.
The second dimension of *c* must be at least $\max(1, n)$.
work is a workspace array, its dimension $\max(1, lwork)$.

lda INTEGER. The first dimension of *a*; $lda \geq \max(1, k)$.

ldc INTEGER. The first dimension of *c*; $ldc \geq \max(1, m)$.

lwork INTEGER. The size of the *work* array. Constraints:
 $lwork \geq \max(1, n)$ if *side* = 'L';
 $lwork \geq \max(1, m)$ if *side* = 'R'.

If `lwork = -1`, then a workspace query is assumed; the routine only calculates the optimal size of the `work` array, returns this value as the first entry of the `work` array, and no error message related to `lwork` is issued by `xerbla`. See *Application Notes* for the suggested value of `lwork`.

Output Parameters

<code>c</code>	Overwritten by the product Q^*C , Q^H*C , $C*Q$, or $C*Q^H$ (as specified by <code>side</code> and <code>trans</code>).
<code>work(1)</code>	If <code>info = 0</code> , on exit <code>work(1)</code> contains the minimum value of <code>lwork</code> required for optimum performance. Use this <code>lwork</code> for subsequent runs.
<code>info</code>	INTEGER. If <code>info = 0</code> , the execution is successful. If <code>info = -i</code> , the <i>i</i> th parameter had an illegal value.

Fortran 95 Interface Notes

Routines in Fortran 95 interface have fewer arguments in the calling sequence than their FORTRAN 77 counterparts. For general conventions applied to skip redundant or restorable arguments, see [Fortran 95 Interface Conventions](#).

Specific details for the routine `unmrz` interface are the following:

<code>a</code>	Holds the matrix <i>A</i> of size (k, m) .
<code>tau</code>	Holds the vector of length (k) .
<code>c</code>	Holds the matrix <i>C</i> of size (m, n) .
<code>side</code>	Must be 'L' or 'R'. The default value is 'L'.
<code>trans</code>	Must be 'N' or 'C'. The default value is 'N'.

Application Notes

For better performance, try using `lwork = n*blocksize` (if `side = 'L'`) or `lwork = m*blocksize` (if `side = 'R'`) where `blocksize` is a machine-dependent value (typically, 16 to 64) required for optimum performance of the *blocked algorithm*.

If it is not clear how much workspace to supply, use a generous value of `lwork` for the first run, or set `lwork = -1`.

In first case the routine completes the task, though probably not so fast as with a recommended workspace, and provides the recommended workspace in the first element of the corresponding array *work* on exit. Use this value (*work*(1)) for subsequent runs.

If *lwork* = -1, then the routine returns immediately and provides the recommended workspace in the first element of the corresponding array (*work*). This operation is called a workspace query.

Note that if *lwork* is less than the minimal required value and is not equal to -1, then the routine returns immediately with an error exit and does not provide any information on the recommended workspace.

The real counterpart of this routine is [?ormrz](#).

?ggqrf

Computes the generalized QR factorization of two matrices.

Syntax

FORTRAN 77:

```
call sggqrf(n, m, p, a, lda, taua, b, ldb, taub, work, lwork, info)
call dggqrf(n, m, p, a, lda, taua, b, ldb, taub, work, lwork, info)
call cggqrf(n, m, p, a, lda, taua, b, ldb, taub, work, lwork, info)
call zggqrf(n, m, p, a, lda, taua, b, ldb, taub, work, lwork, info)
```

Fortran 95:

```
call ggqrf(a, b [,taua] [,taub] [,info])
```

Description

This routine is declared in `mkl_lapack.fi` for FORTRAN 77 interface, in `lapack.f90` for Fortran 95 interface, and in `mkl_lapack.h` for C interface.

The routine forms the generalized *QR* factorization of an *n*-by-*m* matrix *A* and an *n*-by-*p* matrix *B* as $A = Q^*R$, $B = Q^*T^*Z$, where *Q* is an *n*-by-*n* orthogonal/unitary matrix, *Z* is a *p*-by-*p* orthogonal/unitary matrix, and *R* and *T* assume one of the forms:

$$R = \begin{matrix} & & m \\ & m & \begin{pmatrix} R_{11} \\ 0 \end{pmatrix} \\ n - m & \end{matrix}, \quad \text{if } n \geq m$$

or

$$R = \begin{matrix} & n & m - n \\ n & \begin{pmatrix} R_{11} & R_{12} \end{pmatrix} \end{matrix}, \quad \text{if } n < m$$

where R_{11} is upper triangular, and

$$T = \begin{matrix} & p - n & n \\ n & \begin{pmatrix} 0 & T_{12} \end{pmatrix} \end{matrix}, \quad \text{if } n \leq p,$$

$$T = \begin{matrix} & & p \\ n - p & \begin{pmatrix} T_{11} \\ T_{21} \end{pmatrix} \end{matrix}, \quad \text{if } n > p,$$

where T_{12} or T_{21} is a p -by- p upper triangular matrix.

In particular, if B is square and nonsingular, the GQR factorization of A and B implicitly gives the QR factorization of $B^{-1}A$ as:

$$B^{-1} \star A = Z^H \star (T^{-1} \star R)$$

Input Parameters

n INTEGER. The number of rows of the matrices A and B ($n \geq 0$).

m INTEGER. The number of columns in A ($m \geq 0$).

p	INTEGER. The number of columns in B ($p \geq 0$).
$a, b, work$	REAL for sggqrf DOUBLE PRECISION for dggqrf COMPLEX for cggqrf DOUBLE COMPLEX for zggqrf. Arrays: $a(lda,*)$ contains the matrix A . The second dimension of a must be at least $\max(1, m)$. $b(l db,*)$ contains the matrix B . The second dimension of b must be at least $\max(1, p)$. $work$ is a workspace array, its dimension $\max(1, lwork)$.
lda	INTEGER. The first dimension of a ; at least $\max(1, n)$.
ldb	INTEGER. The first dimension of b ; at least $\max(1, n)$.
$lwork$	INTEGER. The size of the $work$ array; must be at least $\max(1, n, m, p)$. If $lwork = -1$, then a workspace query is assumed; the routine only calculates the optimal size of the $work$ array, returns this value as the first entry of the $work$ array, and no error message related to $lwork$ is issued by xerbla. See <i>Application Notes</i> for the suggested value of $lwork$.

Output Parameters

a, b	Overwritten by the factorization data as follows: on exit, the elements on and above the diagonal of the array a contain the $\min(n, m)$ -by- m upper trapezoidal matrix R (R is upper triangular if $n \geq m$); the elements below the diagonal, with the array $taua$, represent the orthogonal/unitary matrix Q as a product of $\min(n, m)$ elementary reflectors ; if $n \leq p$, the upper triangle of the subarray $b(1:n, p-n+1:p)$ contains the n -by- n upper triangular matrix T ; if $n > p$, the elements on and above the $(n-p)$ th subdiagonal contain the n -by- p upper trapezoidal matrix T ; the remaining elements, with the array $taub$, represent the orthogonal/unitary matrix Z as a product of elementary reflectors.
$taua, taub$	REAL for sggqrf

DOUBLE PRECISION for dggqrf
 COMPLEX for cggqrf
 DOUBLE COMPLEX for zggqrf.
 Arrays, DIMENSION at least $\max(1, \min(n, m))$ for *taua* and
 at least $\max(1, \min(n, p))$ for *taub*. The array *taua* contains
 the scalar factors of the elementary reflectors which
 represent the orthogonal/unitary matrix *Q*.
 The array *taub* contains the scalar factors of the elementary
 reflectors which represent the orthogonal/unitary matrix *Z*.
work(1) If *info* = 0, on exit *work*(1) contains the minimum value
 of *lwork* required for optimum performance. Use this *lwork*
 for subsequent runs.
info INTEGER.
 If *info* = 0, the execution is successful.
 If *info* = -*i*, the *i*-th parameter had an illegal value.

Fortran 95 Interface Notes

Routines in Fortran 95 interface have fewer arguments in the calling sequence than their FORTRAN 77 counterparts. For general conventions applied to skip redundant or restorable arguments, see [Fortran 95 Interface Conventions](#).

Specific details for the routine *ggqrf* interface are the following:

<i>a</i>	Holds the matrix <i>A</i> of size (n, m) .
<i>b</i>	Holds the matrix <i>B</i> of size (n, p) .
<i>taua</i>	Holds the vector of length $\min(n, m)$.
<i>taub</i>	Holds the vector of length $\min(n, p)$.

Application Notes

For better performance, try using $lwork \geq \max(n, m, p) * \max(nb1, nb2, nb3)$, where *nb1* is the optimal blocksize for the *QR* factorization of an *n*-by-*m* matrix, *nb2* is the optimal blocksize for the *RQ* factorization of an *n*-by-*p* matrix, and *nb3* is the optimal blocksize for a call of [?or-mqr/?unmqr](#).

If you are in doubt how much workspace to supply, use a generous value of *lwork* for the first run or set *lwork* = -1.

If you choose the first option and set any of admissible *lwork* sizes, which is no less than the minimal value described, the routine completes the task, though probably not so fast as with a recommended workspace, and provides the recommended workspace in the first element of the corresponding array *work* on exit. Use this value (*work*(1)) for subsequent runs.

If you set *lwork* = -1, the routine returns immediately and provides the recommended workspace in the first element of the corresponding array (*work*). This operation is called a workspace query.

Note that if you set *lwork* to less than the minimal required value and not -1, the routine returns immediately with an error exit and does not provide any information on the recommended workspace.

?ggrqf

Computes the generalized RQ factorization of two matrices.

Syntax

FORTRAN 77:

```
call sggrqf (m, p, n, a, lda, taua, b, ldb, taub, work, lwork, info)
call dggrqf (m, p, n, a, lda, taua, b, ldb, taub, work, lwork, info)
call cggrqf (m, p, n, a, lda, taua, b, ldb, taub, work, lwork, info)
call zggrqf (m, p, n, a, lda, taua, b, ldb, taub, work, lwork, info)
```

Fortran 95:

```
call ggrqf(a, b [,taua] [,taub] [,info])
```

Description

This routine is declared in `mkl_lapack.fi` for FORTRAN 77 interface, in `lapack.f90` for Fortran 95 interface, and in `mkl_lapack.h` for C interface.

The routine forms the generalized *RQ* factorization of an m -by- n matrix A and an p -by- n matrix B as $A = R^*Q$, $B = Z^*T^*Q$, where Q is an n -by- n orthogonal/unitary matrix, Z is a p -by- p orthogonal/unitary matrix, and R and T assume one of the forms:

$$R = \begin{matrix} & n-m & m \\ m & \begin{pmatrix} 0 & R_{12} \end{pmatrix} \end{matrix}, \quad \text{if } m \leq n,$$

or

$$R = \begin{matrix} & n \\ m-n & \begin{pmatrix} R_{11} \\ R_{21} \end{pmatrix} \end{matrix}, \quad \text{if } m > n,$$

where R_{11} or R_{21} is upper triangular, and

$$T = \begin{matrix} & n \\ & n \\ p-n & \begin{pmatrix} T_{11} \\ 0 \end{pmatrix} \end{matrix}, \quad \text{if } p \geq n,$$

or

$$T = \begin{matrix} & p & n-p \\ p & \begin{pmatrix} T_{11} & T_{12} \end{pmatrix} \end{matrix}, \quad \text{if } p < n,$$

where T_{11} is upper triangular.

In particular, if B is square and nonsingular, the GRQ factorization of A and B implicitly gives the RQ factorization of A^*B^{-1} as:

$$A^*B^{-1} = (R^*T^{-1})^*Z^H$$

Input Parameters

m INTEGER. The number of rows of the matrix A ($m \geq 0$).

p INTEGER. The number of rows in *B* ($p \geq 0$).

n INTEGER. The number of columns of the matrices *A* and *B* ($n \geq 0$).

a, *b*, *work* REAL for sggrqf
DOUBLE PRECISION for dggrqf
COMPLEX for cggrqf
DOUBLE COMPLEX for zggrqf.

Arrays:
a(*lda*,*) contains the *m*-by-*n* matrix *A*.
 The second dimension of *a* must be at least $\max(1, n)$.
b(*ldb*,*) contains the *p*-by-*n* matrix *B*.
 The second dimension of *b* must be at least $\max(1, n)$.
work is a workspace array, its dimension $\max(1, lwork)$.

lda INTEGER. The first dimension of *a*; at least $\max(1, m)$.

ldb INTEGER. The first dimension of *b*; at least $\max(1, p)$.

lwork INTEGER. The size of the *work* array; must be at least $\max(1, n, m, p)$.
 If *lwork* = -1, then a workspace query is assumed; the routine only calculates the optimal size of the *work* array, returns this value as the first entry of the *work* array, and no error message related to *lwork* is issued by xerbla.
 See *Application Notes* for the suggested value of *lwork*.

Output Parameters

a, *b* Overwritten by the factorization data as follows:
 on exit, if $m \leq n$, the upper triangle of the subarray *a*(1:*m*, *n*-*m*+1:*n*) contains the *m*-by-*m* upper triangular matrix *R*;
 if $m > n$, the elements on and above the (*m*-*n*)th subdiagonal contain the *m*-by-*n* upper trapezoidal matrix *R*;
 the remaining elements, with the array *taua*, represent the orthogonal/unitary matrix *Q* as a product of elementary reflectors; the elements on and above the diagonal of the array *b* contain the $\min(p, n)$ -by-*n* upper trapezoidal matrix *T* (*T* is upper triangular if $p \geq n$); the elements below the

	diagonal, with the array <i>taub</i> , represent the orthogonal/unitary matrix <i>Z</i> as a product of elementary reflectors.
<i>taua, taub</i>	REAL for sggrqf DOUBLE PRECISION for dggrqf COMPLEX for cggrqf DOUBLE COMPLEX for zggrqf. Arrays, DIMENSION at least $\max(1, \min(m, n))$ for <i>taua</i> and at least $\max(1, \min(p, n))$ for <i>taub</i> . The array <i>taua</i> contains the scalar factors of the elementary reflectors which represent the orthogonal/unitary matrix <i>Q</i> . The array <i>taub</i> contains the scalar factors of the elementary reflectors which represent the orthogonal/unitary matrix <i>Z</i> .
<i>work(1)</i>	If <i>info</i> = 0, on exit <i>work(1)</i> contains the minimum value of <i>lwork</i> required for optimum performance. Use this <i>lwork</i> for subsequent runs.
<i>info</i>	INTEGER. If <i>info</i> = 0, the execution is successful. If <i>info</i> = - <i>i</i> , the <i>i</i> -th parameter had an illegal value.

Fortran 95 Interface Notes

Routines in Fortran 95 interface have fewer arguments in the calling sequence than their FORTRAN 77 counterparts. For general conventions applied to skip redundant or restorable arguments, see [Fortran 95 Interface Conventions](#).

Specific details for the routine *ggrqf* interface are the following:

<i>a</i>	Holds the matrix <i>A</i> of size (m, n) .
<i>b</i>	Holds the matrix <i>A</i> of size (p, n) .
<i>taua</i>	Holds the vector of length $\min(m, n)$.
<i>taub</i>	Holds the vector of length $\min(p, n)$.

Application Notes

For better performance, try using

$$lwork \geq \max(n, m, p) * \max(nb1, nb2, nb3),$$

where $nb1$ is the optimal blocksize for the RQ factorization of an m -by- n matrix, $nb2$ is the optimal blocksize for the QR factorization of an p -by- n matrix, and $nb3$ is the optimal blocksize for a call of `?ormrq/?unmrq`.

If you are in doubt how much workspace to supply, use a generous value of $lwork$ for the first run or set $lwork = -1$.

If you choose the first option and set any of admissible $lwork$ sizes, which is no less than the minimal value described, the routine completes the task, though probably not so fast as with a recommended workspace, and provides the recommended workspace in the first element of the corresponding array $work$ on exit. Use this value ($work(1)$) for subsequent runs.

If you set $lwork = -1$, the routine returns immediately and provides the recommended workspace in the first element of the corresponding array ($work$). This operation is called a workspace query.

Note that if you set $lwork$ to less than the minimal required value and not -1, the routine returns immediately with an error exit and does not provide any information on the recommended workspace.

Singular Value Decomposition

This section describes LAPACK routines for computing the *singular value decomposition* (SVD) of a general m -by- n matrix A :

$$A = U \Sigma V^H.$$

In this decomposition, U and V are unitary (for complex A) or orthogonal (for real A); Σ is an m -by- n diagonal matrix with real diagonal elements σ_i :

$$\sigma_1 < \sigma_2 < \dots < \sigma_{\min(m, n)} < 0.$$

The diagonal elements σ_i are *singular values* of A . The first $\min(m, n)$ columns of the matrices U and V are, respectively, *left* and *right singular vectors* of A . The singular values and singular vectors satisfy

$$A v_i = \sigma_i u_i \text{ and } A^H u_i = \sigma_i v_i$$

where u_i and v_i are the i -th columns of U and V , respectively.

To find the SVD of a general matrix A , call the LAPACK routine `?gebrd` or `?gbbbrd` for reducing A to a bidiagonal matrix B by a unitary (orthogonal) transformation: $A = QBP^H$. Then call `?bdsqr`, which forms the SVD of a bidiagonal matrix: $B = U_1 \Sigma V_1^H$.

Thus, the sought-for SVD of A is given by $A = U\Sigma V^H = (QU_1)\Sigma(V_1^HP^H)$.

Table 4-2 lists LAPACK routines (FORTRAN 77 interface) that perform singular value decomposition of matrices. Respective routine names in Fortran 95 interface are without the first symbol (see [Routine Naming Conventions](#)).

Table 4-2 Computational Routines for Singular Value Decomposition (SVD)

Operation	Real matrices	Complex matrices
Reduce A to a bidiagonal matrix B : $A = QB P^H$ (full storage)	?gebrd	?gebrd
Reduce A to a bidiagonal matrix B : $A = QB P^H$ (band storage)	?gbbrd	?gbbrd
Generate the orthogonal (unitary) matrix Q or P	?orgbr	?ungbr
Apply the orthogonal (unitary) matrix Q or P	?ormbr	?unmbr
Form singular value decomposition of the bidiagonal matrix B : $B = U\Sigma V^H$?bdsqr ?bdsdc	?bdsqr

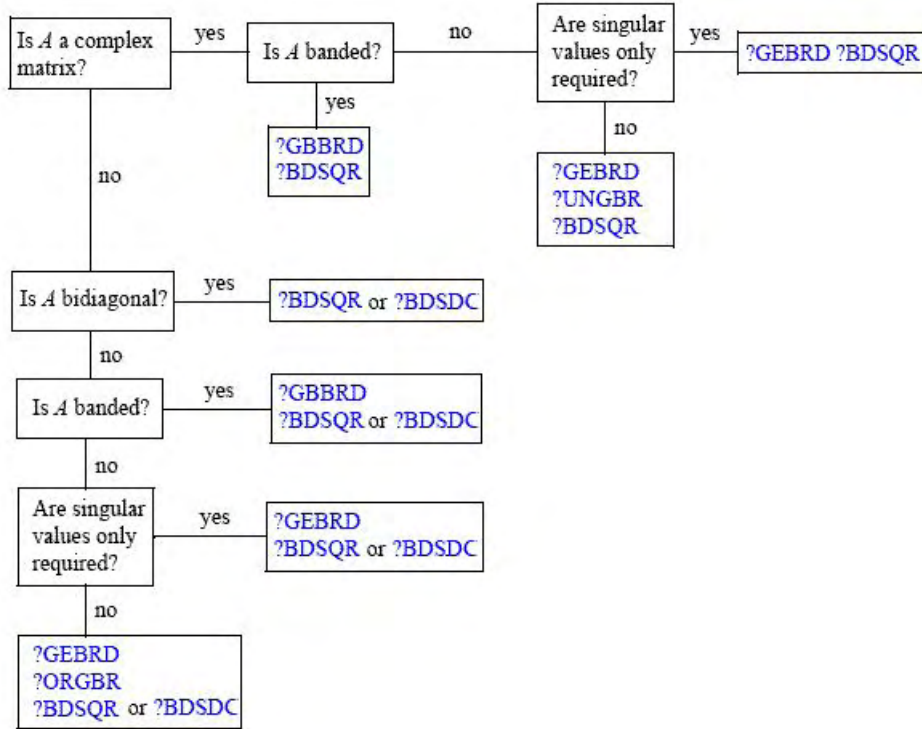
Figure 4-1 Decision Tree: Singular Value Decomposition

Figure 4-1 “Decision Tree: Singular Value Decomposition” presents a decision tree that helps you choose the right sequence of routines for SVD, depending on whether you need singular values only or singular vectors as well, whether A is real or complex, and so on.

You can use the SVD to find a minimum-norm solution to a (possibly) rank-deficient least squares problem of minimizing $\|Ax - b\|^2$. The effective rank k of the matrix A can be determined as the number of singular values which exceed a suitable threshold. The minimum-norm solution is

$$x = V_k (\Sigma_k)^{-1} c$$

where Σ_k is the leading k -by- k submatrix of Σ , the matrix V_k consists of the first k columns of $V = PV_1$, and the vector c consists of the first k elements of $U^H b = U_1^H Q^H b$.

?gebrd

Reduces a general matrix to bidiagonal form.

Syntax

FORTRAN 77:

```
call sgebrd(m, n, a, lda, d, e, tauq, taup, work, lwork, info)
call dgebrd(m, n, a, lda, d, e, tauq, taup, work, lwork, info)
call cgebrd(m, n, a, lda, d, e, tauq, taup, work, lwork, info)
call zgebrd(m, n, a, lda, d, e, tauq, taup, work, lwork, info)
```

Fortran 95:

```
call gebrd(a [, d] [,e] [,tauq] [,taup] [,info])
```

Description

This routine is declared in `mkl_lapack.fi` for FORTRAN 77 interface, in `lapack.f90` for Fortran 95 interface, and in `mkl_lapack.h` for C interface.

The routine reduces a general m -by- n matrix A to a bidiagonal matrix B by an orthogonal (unitary) transformation.

$$A = QBP^H = Q \begin{pmatrix} B_1 \\ 0 \end{pmatrix} P^H = Q_1 B_1 P^H,$$

If $m \geq n$, the reduction is given by

where B_1 is an n -by- n upper diagonal matrix, Q and P are orthogonal or, for a complex A , unitary matrices; Q_1 consists of the first n columns of Q .

If $m < n$, the reduction is given by

$$A = Q*B*P^H = Q*(B_1 0)*P^H = Q_1*B_1*P_1^H,$$

where B_1 is an m -by- m lower diagonal matrix, Q and P are orthogonal or, for a complex A , unitary matrices; P_1 consists of the first m rows of P .

The routine does not form the matrices Q and P explicitly, but represents them as products of elementary reflectors. Routines are provided to work with the matrices Q and P in this representation:

If the matrix A is real,

- to compute Q and P explicitly, call `?orgbr`.
- to multiply a general matrix by Q or P , call `?ormbr`.

If the matrix A is complex,

- to compute Q and P explicitly, call `?ungbr`.
- to multiply a general matrix by Q or P , call `?unmbr`.

Input Parameters

m INTEGER. The number of rows in the matrix A ($m \geq 0$).

n INTEGER. The number of columns in A ($n \geq 0$).

$a, work$ REAL for `sgebrd`
 DOUBLE PRECISION for `dgebrd`
 COMPLEX for `cgebrd`
 DOUBLE COMPLEX for `zgebrd`.
 Arrays:
 $a(lda,*)$ contains the matrix A .
 The second dimension of a must be at least $\max(1, n)$.
 $work$ is a workspace array, its dimension $\max(1, lwork)$.

lda INTEGER. The first dimension of a ; at least $\max(1, m)$.

$lwork$ INTEGER.
 The dimension of $work$; at least $\max(1, m, n)$.
 If $lwork = -1$, then a workspace query is assumed; the routine only calculates the optimal size of the $work$ array, returns this value as the first entry of the $work$ array, and no error message related to $lwork$ is issued by `xerbla`.
 See *Application Notes* for the suggested value of $lwork$.

Output Parameters

a If $m \geq n$, the diagonal and first super-diagonal of a are overwritten by the upper bidiagonal matrix B . Elements below the diagonal are overwritten by details of Q , and the remaining elements are overwritten by details of P .

	<p>If $m < n$, the diagonal and first sub-diagonal of a are overwritten by the lower bidiagonal matrix B. Elements above the diagonal are overwritten by details of P, and the remaining elements are overwritten by details of Q.</p>
d	<p>REAL for single-precision flavors DOUBLE PRECISION for double-precision flavors. Array, DIMENSION at least $\max(1, \min(m, n))$. Contains the diagonal elements of B.</p>
e	<p>REAL for single-precision flavors DOUBLE PRECISION for double-precision flavors. Array, DIMENSION at least $\max(1, \min(m, n) - 1)$. Contains the off-diagonal elements of B.</p>
τ_{uq}, τ_{up}	<p>REAL for sgebrd DOUBLE PRECISION for dgebrd COMPLEX for cgebrd DOUBLE COMPLEX for zgebrd. Arrays, DIMENSION at least $\max(1, \min(m, n))$. Contain further details of the matrices Q and P.</p>
$work(1)$	<p>If $info = 0$, on exit $work(1)$ contains the minimum value of $lwork$ required for optimum performance. Use this $lwork$ for subsequent runs.</p>
$info$	<p>INTEGER. If $info = 0$, the execution is successful. If $info = -i$, the i-th parameter had an illegal value.</p>

Fortran 95 Interface Notes

Routines in Fortran 95 interface have fewer arguments in the calling sequence than their FORTRAN 77 counterparts. For general conventions applied to skip redundant or restorable arguments, see [Fortran 95 Interface Conventions](#).

Specific details for the routine `gebrd` interface are the following:

a	Holds the matrix A of size (m, n) .
d	Holds the vector of length $\min(m, n)$.
e	Holds the vector of length $\min(m, n)-1$.
τ_{uq}	Holds the vector of length $\min(m, n)$.
τ_{up}	Holds the vector of length $\min(m, n)$.

Application Notes

For better performance, try using $lwork = (m + n) * blocksize$, where *blocksize* is a machine-dependent value (typically, 16 to 64) required for optimum performance of the *blocked algorithm*.

If you are in doubt how much workspace to supply, use a generous value of *lwork* for the first run or set $lwork = -1$.

If you choose the first option and set any of admissible *lwork* sizes, which is no less than the minimal value described, the routine completes the task, though probably not so fast as with a recommended workspace, and provides the recommended workspace in the first element of the corresponding array *work* on exit. Use this value (*work*(1)) for subsequent runs.

If you set $lwork = -1$, the routine returns immediately and provides the recommended workspace in the first element of the corresponding array (*work*). This operation is called a workspace query.

Note that if you set *lwork* to less than the minimal required value and not -1, the routine returns immediately with an error exit and does not provide any information on the recommended workspace.

The computed matrices *Q*, *B*, and *P* satisfy $QB P^H = A + E$, where $\|E\|_2 = c(n)\epsilon \|A\|_2$, $c(n)$ is a modestly increasing function of *n*, and ϵ is the machine precision.

The approximate number of floating-point operations for real flavors is

$$(4/3) * n^2 * (3 * m - n) \text{ for } m \geq n,$$

$$(4/3) * m^2 * (3 * n - m) \text{ for } m < n.$$

The number of operations for complex flavors is four times greater.

If *n* is much less than *m*, it can be more efficient to first form the *QR* factorization of *A* by calling [?geqrf](#) and then reduce the factor *R* to bidiagonal form. This requires approximately $2 * n^2 * (m + n)$ floating-point operations.

If *m* is much less than *n*, it can be more efficient to first form the *LQ* factorization of *A* by calling [?gelqf](#) and then reduce the factor *L* to bidiagonal form. This requires approximately $2 * m^2 * (m + n)$ floating-point operations.

?gbbbrd

Reduces a general band matrix to bidiagonal form.

Syntax

FORTRAN 77:

```
call sgbbrd(vect, m, n, ncc, kl, ku, ab, ldab, d, e, q, ldq, pt, ldpt, c, ldc,
work, info)

call dgbbrd(vect, m, n, ncc, kl, ku, ab, ldab, d, e, q, ldq, pt, ldpt, c, ldc,
work, info)

call cgbbrd(vect, m, n, ncc, kl, ku, ab, ldab, d, e, q, ldq, pt, ldpt, c, ldc,
work, rwork, info)

call zgbbrd(vect, m, n, ncc, kl, ku, ab, ldab, d, e, q, ldq, pt, ldpt, c, ldc,
work, rwork, info)
```

Fortran 95:

```
call gbbbrd(ab [, c] [,d] [,e] [,q] [,pt] [,kl] [,m] [,info])
```

Description

This routine is declared in `mkl_lapack.fi` for FORTRAN 77 interface, in `lapack.f90` for Fortran 95 interface, and in `mkl_lapack.h` for C interface.

The routine reduces an m -by- n band matrix A to upper bidiagonal matrix B : $A = Q * B * P^H$. Here the matrices Q and P are orthogonal (for real A) or unitary (for complex A). They are determined as products of Givens rotation matrices, and may be formed explicitly by the routine if required. The routine can also update a matrix C as follows: $C = Q^H * C$.

Input Parameters

<i>vect</i>	CHARACTER*1. Must be 'N' or 'Q' or 'P' or 'B'. If <i>vect</i> = 'N', neither Q nor P^H is generated. If <i>vect</i> = 'Q', the routine generates the matrix Q . If <i>vect</i> = 'P', the routine generates the matrix P^H . If <i>vect</i> = 'B', the routine generates both Q and P^H .
<i>m</i>	INTEGER. The number of rows in the matrix A ($m \geq 0$).
<i>n</i>	INTEGER. The number of columns in A ($n \geq 0$).

<i>ncc</i>	INTEGER. The number of columns in <i>C</i> ($ncc \geq 0$).
<i>kl</i>	INTEGER. The number of sub-diagonals within the band of <i>A</i> ($kl \geq 0$).
<i>ku</i>	INTEGER. The number of super-diagonals within the band of <i>A</i> ($ku \geq 0$).
<i>ab, c, work</i>	<p>REAL for sgbbrd DOUBLE PRECISION for dgbbrd COMPLEX for cgbbrd DOUBLE COMPLEX for zgbbrd.</p> <p>Arrays: <i>ab</i>(<i>ldab</i>,*) contains the matrix <i>A</i> in band storage (see Matrix Storage Schemes). The second dimension of <i>a</i> must be at least $\max(1, n)$. <i>c</i>(<i>ldc</i>,*) contains an <i>m</i>-by-<i>ncc</i> matrix <i>C</i>. If $ncc = 0$, the array <i>c</i> is not referenced. The second dimension of <i>c</i> must be at least $\max(1, ncc)$. <i>work</i>(*) is a workspace array. The dimension of <i>work</i> must be at least $2 \cdot \max(m, n)$ for real flavors, or $\max(m, n)$ for complex flavors.</p>
<i>ldab</i>	INTEGER. The first dimension of the array <i>ab</i> ($ldab \geq kl + ku + 1$).
<i>ldq</i>	<p>INTEGER. The first dimension of the output array <i>q</i>. $ldq \geq \max(1, m)$ if <i>vect</i> = 'Q' or 'B', $ldq \geq 1$ otherwise.</p>
<i>ldpt</i>	<p>INTEGER. The first dimension of the output array <i>pt</i>. $ldpt \geq \max(1, n)$ if <i>vect</i> = 'P' or 'B', $ldpt \geq 1$ otherwise.</p>
<i>ldc</i>	<p>INTEGER. The first dimension of the array <i>c</i>. $ldc \geq \max(1, m)$ if $ncc > 0$; $ldc \geq 1$ if $ncc = 0$.</p>
<i>rwork</i>	<p>REAL for cgbbrd DOUBLE PRECISION for zgbbrd. A workspace array, DIMENSION at least $\max(m, n)$.</p>

Output Parameters

<i>ab</i>	Overwritten by values generated during the reduction.
-----------	---

<i>d</i>	REAL for single-precision flavors DOUBLE PRECISION for double-precision flavors. Array, DIMENSION at least $\max(1, \min(m, n))$. Contains the diagonal elements of the matrix <i>B</i> .
<i>e</i>	REAL for single-precision flavors DOUBLE PRECISION for double-precision flavors. Array, DIMENSION at least $\max(1, \min(m, n) - 1)$. Contains the off-diagonal elements of <i>B</i> .
<i>q, pt</i>	REAL for sgebrd DOUBLE PRECISION for dgebrd COMPLEX for cgebrd DOUBLE COMPLEX for zgebrd. Arrays: <i>q(ldq, *)</i> contains the output <i>m</i> -by- <i>m</i> matrix <i>Q</i> . The second dimension of <i>q</i> must be at least $\max(1, m)$. <i>p(ldpt, *)</i> contains the output <i>n</i> -by- <i>n</i> matrix <i>P</i> ^T . The second dimension of <i>pt</i> must be at least $\max(1, n)$.
<i>info</i>	INTEGER. If <i>info</i> = 0, the execution is successful. If <i>info</i> = - <i>i</i> , the <i>i</i> -th parameter had an illegal value.

Fortran 95 Interface Notes

Routines in Fortran 95 interface have fewer arguments in the calling sequence than their FORTRAN 77 counterparts. For general conventions applied to skip redundant or restorable arguments, see [Fortran 95 Interface Conventions](#).

Specific details for the routine *gbbbrd* interface are the following:

<i>ab</i>	Holds the array <i>A</i> of size $(kl+ku+1, n)$.
<i>c</i>	Holds the matrix <i>C</i> of size (m, ncc) .
<i>d</i>	Holds the vector with the number of elements $\min(m, n)$.
<i>e</i>	Holds the vector with the number fo elements $\min(m, n)-1$.
<i>q</i>	Holds the matrix <i>Q</i> of size (m, m) .
<i>pt</i>	Holds the matrix <i>PT</i> of size (n, n) .
<i>m</i>	If omitted, assumed $m = n$.
<i>kl</i>	If omitted, assumed $kl = ku$.

ku Restored as $ku = lda - kl - 1$.

vect Restored based on the presence of arguments *q* and *pt* as follows:
vect = 'B', if both *q* and *pt* are present,
vect = 'Q', if *q* is present and *pt* omitted, *vect* = 'P',
 if *q* is omitted and *pt* present, *vect* = 'N', if both *q* and *pt* are
 omitted.

Application Notes

The computed matrices Q , B , and P satisfy $Q^* B^* P^H = A + E$, where $\|E\|_2 = c(n)\epsilon \|A\|_2$, $c(n)$ is a modestly increasing function of n , and ϵ is the machine precision.

If $m = n$, the total number of floating-point operations for real flavors is approximately the sum of:

$6n^2(kl + ku)$ if *vect* = 'N' and *ncc* = 0,

$3n^2ncc(kl + ku - 1)/(kl + ku)$ if *C* is updated, and

$3n^3(kl + ku - 1)/(kl + ku)$ if either Q or P^H is generated (double this if both).

To estimate the number of operations for complex flavors, use the same formulas with the coefficients 20 and 10 (instead of 6 and 3).

?orgbr

Generates the real orthogonal matrix Q or P^T determined by ?gebrd.

Syntax

FORTRAN 77:

```
call sorgbr(vect, m, n, k, a, lda, tau, work, lwork, info)
```

```
call dorgbr(vect, m, n, k, a, lda, tau, work, lwork, info)
```

Fortran 95:

```
call orgbr(a, tau [,vect] [,info])
```

Description

This routine is declared in `mk1_lapack.fi` for FORTRAN 77 interface, in `lapack.f90` for Fortran 95 interface, and in `mk1_lapack.h` for C interface.

The routine generates the whole or part of the orthogonal matrices Q and P_T formed by the routines [sgebrd/dgebrd](#). Use this routine after a call to [sgebrd/dgebrd](#). All valid combinations of arguments are described in *Input parameters*. In most cases you need the following:

To compute the whole m -by- m matrix Q :

```
call ?orgbr('Q', m, m, n, a ... )
```

(note that the array a must have at least m columns).

To form the n leading columns of Q if $m > n$:

```
call ?orgbr('Q', m, n, n, a ... )
```

To compute the whole n -by- n matrix P^T :

```
call ?orgbr('P', n, n, m, a ... )
```

(note that the array a must have at least n rows).

To form the m leading rows of P_T if $m < n$:

```
call ?orgbr('P', m, n, m, a ... )
```

Input Parameters

<i>vect</i>	CHARACTER*1. Must be 'Q' or 'P'. If <i>vect</i> = 'Q', the routine generates the matrix Q . If <i>vect</i> = 'P', the routine generates the matrix P^T .
<i>m</i>	INTEGER. The number of required rows of Q or P^T .
<i>n</i>	INTEGER. The number of required columns of Q or P^T .
<i>k</i>	INTEGER. One of the dimensions of A in ?gebrd : If <i>vect</i> = 'Q', the number of columns in A ; If <i>vect</i> = 'P', the number of rows in A . Constraints: $m \geq 0$, $n \geq 0$, $k \geq 0$. For <i>vect</i> = 'Q': $k \leq n \leq m$ if $m > k$, or $m = n$ if $m \leq k$. For <i>vect</i> = 'P': $k \leq m \leq n$ if $n > k$, or $m = n$ if $n \leq k$.
<i>a, work</i>	REAL for sorgbr DOUBLE PRECISION for dorgbr . Arrays: <i>a(lda,*)</i> is the array a as returned by ?gebrd . The second dimension of a must be at least $\max(1, n)$. <i>work</i> is a workspace array, its dimension $\max(1, lwork)$.

lda INTEGER. The first dimension of *a*; at least $\max(1, m)$.

tau REAL for *sorgbr*
 DOUBLE PRECISION for *dorgbr*.
 For *vect* = 'Q', the array *tauq* as returned by ?gebrd.
 For *vect* = 'P', the array *taup* as returned by ?gebrd.
 The dimension of *tau* must be at least $\max(1, \min(m, k))$
 for *vect* = 'Q', or $\max(1, \min(m, k))$ for *vect* = 'P'.

lwork INTEGER. The size of the *work* array.
 If *lwork* = -1, then a workspace query is assumed; the routine only calculates the optimal size of the *work* array, returns this value as the first entry of the *work* array, and no error message related to *lwork* is issued by [xerbla](#).
 See *Application Notes* for the suggested value of *lwork*.

Output Parameters

a Overwritten by the orthogonal matrix Q or P^T (or the leading rows or columns thereof) as specified by *vect*, *m*, and *n*.

work(1) If *info* = 0, on exit *work(1)* contains the minimum value of *lwork* required for optimum performance. Use this *lwork* for subsequent runs.

info INTEGER.
 If *info* = 0, the execution is successful.
 If *info* = -*i*, the *i*-th parameter had an illegal value.

Fortran 95 Interface Notes

Routines in Fortran 95 interface have fewer arguments in the calling sequence than their FORTRAN 77 counterparts. For general conventions applied to skip redundant or restorable arguments, see [Fortran 95 Interface Conventions](#).

Specific details for the routine *orgbr* interface are the following:

a Holds the matrix *A* of size (m, n) .

tau Holds the vector of length $\min(m, k)$ where
 $k = m$, if *vect* = 'P',
 $k = n$, if *vect* = 'Q'.

vect Must be 'Q' or 'P'. The default value is 'Q'.

Application Notes

For better performance, try using $lwork = \min(m, n) * blocksize$, where *blocksize* is a machine-dependent value (typically, 16 to 64) required for optimum performance of the *blocked algorithm*.

If you are in doubt how much workspace to supply, use a generous value of *lwork* for the first run or set $lwork = -1$.

If you choose the first option and set any of admissible *lwork* sizes, which is no less than the minimal value described, the routine completes the task, though probably not so fast as with a recommended workspace, and provides the recommended workspace in the first element of the corresponding array *work* on exit. Use this value (*work*(1)) for subsequent runs.

If you set $lwork = -1$, the routine returns immediately and provides the recommended workspace in the first element of the corresponding array (*work*). This operation is called a workspace query.

Note that if you set *lwork* to less than the minimal required value and not -1, the routine returns immediately with an error exit and does not provide any information on the recommended workspace.

The computed matrix *Q* differs from an exactly orthogonal matrix by a matrix *E* such that $\|E\|_2 = O(\epsilon)$.

The approximate numbers of floating-point operations for the cases listed in *Description* are as follows:

To form the whole of *Q*:

$$(4/3) * n * (3m^2 - 3m * n + n^2) \text{ if } m > n;$$

$$(4/3) * m^3 \text{ if } m \leq n.$$

To form the *n* leading columns of *Q* when $m > n$:

$$(2/3) * n^2 * (3m - n^2) \text{ if } m > n.$$

To form the whole of P^T :

$$(4/3) * n^3 \text{ if } m \geq n;$$

$$(4/3) * m * (3n^2 - 3m * n + m^2) \text{ if } m < n.$$

To form the *m* leading columns of P^T when $m < n$:

$$(2/3) * n^2 * (3m - n^2) \text{ if } m > n.$$

The complex counterpart of this routine is [?ungbr](#).

[?ormbr](#)

Multiplies an arbitrary real matrix by the real orthogonal matrix Q or P^T determined by [?gebrd](#).

Syntax

FORTRAN 77:

```
call sormbr(vect, side, trans, m, n, k, a, lda, tau, c, ldc, work, lwork,
info)

call dormbr(vect, side, trans, m, n, k, a, lda, tau, c, ldc, work, lwork,
info)
```

Fortran 95:

```
call ormbr(a, tau, c [,vect] [,side] [,trans] [,info])
```

Description

This routine is declared in `mkl_lapack.fi` for FORTRAN 77 interface, in `lapack.f90` for Fortran 95 interface, and in `mkl_lapack.h` for C interface.

Given an arbitrary real matrix C , this routine forms one of the matrix products Q^*C , $Q^T C$, C^*Q , $C^T Q$, P^*C , $P^T C$, C^*P , $C^T P$, where Q and P are orthogonal matrices computed by a call to [sgebrd](#)/[dgebrd](#). The routine overwrites the product on C .

Input Parameters

In the descriptions below, r denotes the order of Q or P^T :

If $side = 'L'$, $r = m$; if $side = 'R'$, $r = n$.

<i>vect</i>	CHARACTER*1. Must be 'Q' or 'P'. If <i>vect</i> = 'Q', then Q or Q^T is applied to C . If <i>vect</i> = 'P', then P or P^T is applied to C .
<i>side</i>	CHARACTER*1. Must be 'L' or 'R'. If <i>side</i> = 'L', multipliers are applied to C from the left. If <i>side</i> = 'R', they are applied to C from the right.
<i>trans</i>	CHARACTER*1. Must be 'N' or 'T'. If <i>trans</i> = 'N', then Q or P is applied to C .

If *trans* = 'T', then Q^T or P^T is applied to *c*.

m INTEGER. The number of rows in *C*.

n INTEGER. The number of columns in *C*.

k INTEGER. One of the dimensions of *A* in ?gebrd:
 If *vect* = 'Q', the number of columns in *A*;
 If *vect* = 'P', the number of rows in *A*.
 Constraints: $m \geq 0$, $n \geq 0$, $k \geq 0$.

a, *c*, *work* REAL for sormbr
 DOUBLE PRECISION for dormbr.

Arrays:
a(lda,)* is the array *a* as returned by ?gebrd.
 Its second dimension must be at least $\max(1, \min(r, k))$ for *vect* = 'Q', or $\max(1, r)$ for *vect* = 'P'.
c ldc,)* holds the matrix *C*.
 Its second dimension must be at least $\max(1, n)$.
work is a workspace array, its dimension $\max(1, lwork)$.

lda INTEGER. The first dimension of *a*. Constraints:
 $lda \geq \max(1, r)$ if *vect* = 'Q';
 $lda \geq \max(1, \min(r, k))$ if *vect* = 'P'.

ldc INTEGER. The first dimension of *c*; $ldc \geq \max(1, m)$.

tau REAL for sormbr
 DOUBLE PRECISION for dormbr.
 Array, DIMENSION at least $\max(1, \min(r, k))$.
 For *vect* = 'Q', the array *tauq* as returned by ?gebrd.
 For *vect* = 'P', the array *taup* as returned by ?gebrd.

lwork INTEGER. The size of the *work* array. Constraints:
 $lwork \geq \max(1, n)$ if *side* = 'L';
 $lwork \geq \max(1, m)$ if *side* = 'R'.
 If *lwork* = -1, then a workspace query is assumed; the routine only calculates the optimal size of the *work* array, returns this value as the first entry of the *work* array, and no error message related to *lwork* is issued by xerbla.
 See *Application Notes* for the suggested value of *lwork*.

Output Parameters

<i>c</i>	Overwritten by the product Q^*C , $Q^T C$, C^*Q , C^*Q^T , P^*C , $P^T C$, C^*P , or C^*P^T , as specified by <i>vect</i> , <i>side</i> , and <i>trans</i> .
<i>work</i> (1)	If <i>info</i> = 0, on exit <i>work</i> (1) contains the minimum value of <i>lwork</i> required for optimum performance. Use this <i>lwork</i> for subsequent runs.
<i>info</i>	INTEGER. If <i>info</i> = 0, the execution is successful. If <i>info</i> = - <i>i</i> , the <i>i</i> -th parameter had an illegal value.

Fortran 95 Interface Notes

Routines in Fortran 95 interface have fewer arguments in the calling sequence than their FORTRAN 77 counterparts. For general conventions applied to skip redundant or restorable arguments, see [Fortran 95 Interface Conventions](#).

Specific details for the routine `ormbr` interface are the following:

<i>a</i>	Holds the matrix <i>A</i> of size $(r, \min(nq, k))$ where $r = nq$, if <i>vect</i> = 'Q', $r = \min(nq, k)$, if <i>vect</i> = 'P', $nq = m$, if <i>side</i> = 'L', $nq = n$, if <i>side</i> = 'R', $k = m$, if <i>vect</i> = 'P', $k = n$, if <i>vect</i> = 'Q'.
<i>tau</i>	Holds the vector of length $\min(nq, k)$.
<i>c</i>	Holds the matrix <i>C</i> of size (m, n) .
<i>vect</i>	Must be 'Q' or 'P'. The default value is 'Q'.
<i>side</i>	Must be 'L' or 'R'. The default value is 'L'.
<i>trans</i>	Must be 'N' or 'T'. The default value is 'N'.

Application Notes

For better performance, try using

lwork = *n***blocksize* for *side* = 'L', or

lwork = *m***blocksize* for *side* = 'R',

where *blocksize* is a machine-dependent value (typically, 16 to 64) required for optimum performance of the *blocked algorithm*.

If you are in doubt how much workspace to supply, use a generous value of *lwork* for the first run or set *lwork* = -1.

If you choose the first option and set any of admissible *lwork* sizes, which is no less than the minimal value described, the routine completes the task, though probably not so fast as with a recommended workspace, and provides the recommended workspace in the first element of the corresponding array *work* on exit. Use this value (*work*(1)) for subsequent runs.

If you set *lwork* = -1, the routine returns immediately and provides the recommended workspace in the first element of the corresponding array (*work*). This operation is called a workspace query.

Note that if you set *lwork* to less than the minimal required value and not -1, the routine returns immediately with an error exit and does not provide any information on the recommended workspace.

The computed product differs from the exact product by a matrix *E* such that $\|E\|_2 = O(\epsilon) * \|C\|_2$.

The total number of floating-point operations is approximately

$2 * n * k (2 * m - k)$ if *side* = 'L' and $m \geq k$;

$2 * m * k (2 * n - k)$ if *side* = 'R' and $n \geq k$;

$2 * m^2 * n$ if *side* = 'L' and $m < k$;

$2 * n^2 * m$ if *side* = 'R' and $n < k$.

The complex counterpart of this routine is [?unmbr](#).

?ungbr

Generates the complex unitary matrix Q or P^H determined by ?gebrd.

Syntax

FORTRAN 77:

```
call cungr(vect, m, n, k, a, lda, tau, work, lwork, info)
```



```
call zungbr(vect, m, n, k, a, lda, tau, work, lwork, info)
```

Fortran 95:

```
call ungbr(a, tau [,vect] [,info])
```

Description

This routine is declared in `mkl_lapack.fi` for FORTRAN 77 interface, in `lapack.f90` for Fortran 95 interface, and in `mkl_lapack.h` for C interface.

The routine generates the whole or part of the unitary matrices Q and P_H formed by the routines [cgebrd/zgebrd](#). Use this routine after a call to [cgebrd/zgebrd](#). All valid combinations of arguments are described in *Input Parameters*; in most cases you need the following:

To compute the whole m -by- m matrix Q , use:

```
call ?ungbr('Q', m, m, n, a ... )
```

(note that the array a must have at least m columns).

To form the n leading columns of Q if $m > n$, use:

```
call ?ungbr('Q', m, n, n, a ... )
```

To compute the whole n -by- n matrix P^H , use:

```
call ?ungbr('P', n, n, m, a ... )
```

(note that the array a must have at least n rows).

To form the m leading rows of P_H if $m < n$, use:

```
call ?ungbr('P', m, n, m, a ... )
```

Input Parameters

$vect$	CHARACTER*1. Must be 'Q' or 'P'. If $vect = 'Q'$, the routine generates the matrix Q . If $vect = 'P'$, the routine generates the matrix P^H .
m	INTEGER. The number of required rows of Q or P^H .
n	INTEGER. The number of required columns of Q or P^H .
k	INTEGER. One of the dimensions of A in ?gebrd : If $vect = 'Q'$, the number of columns in A ; If $vect = 'P'$, the number of rows in A . Constraints: $m \geq 0, n \geq 0, k \geq 0$.

For $vect = 'Q'$: $k \leq n \leq m$ if $m > k$, or $m = n$ if $m \leq k$.
For $vect = 'P'$: $k \leq m \leq n$ if $n > k$, or $m = n$ if $n \leq k$.

$a, work$ COMPLEX for `cungbr`
DOUBLE COMPLEX for `zungbr`.

Arrays:
 $a(lda,*)$ is the array a as returned by `?gebrd`.
The second dimension of a must be at least $\max(1, n)$.
 $work$ is a workspace array, its dimension $\max(1, lwork)$.

lda INTEGER. The first dimension of a ; at least $\max(1, m)$.

tau COMPLEX for `cungbr`
DOUBLE COMPLEX for `zungbr`.
For $vect = 'Q'$, the array $tauq$ as returned by `?gebrd`.
For $vect = 'P'$, the array $taup$ as returned by `?gebrd`.
The dimension of tau must be at least $\max(1, \min(m, k))$
for $vect = 'Q'$, or $\max(1, \min(m, k))$ for $vect = 'P'$.

$lwork$ INTEGER. The size of the $work$ array.
Constraint: $lwork < \max(1, \min(m, n))$.
If $lwork = -1$, then a workspace query is assumed; the routine only calculates the optimal size of the $work$ array, returns this value as the first entry of the $work$ array, and no error message related to $lwork$ is issued by `xerbla`.
See *Application Notes* for the suggested value of $lwork$.

Output Parameters

a Overwritten by the orthogonal matrix Q or P^T (or the leading rows or columns thereof) as specified by $vect$, m , and n .

$work(1)$ If $info = 0$, on exit $work(1)$ contains the minimum value of $lwork$ required for optimum performance. Use this $lwork$ for subsequent runs.

$info$ INTEGER.
If $info = 0$, the execution is successful.
If $info = -i$, the i -th parameter had an illegal value.

Fortran 95 Interface Notes

Routines in Fortran 95 interface have fewer arguments in the calling sequence than their FORTRAN 77 counterparts. For general conventions applied to skip redundant or restorable arguments, see [Fortran 95 Interface Conventions](#).

Specific details for the routine `ungbr` interface are the following:

<code>a</code>	Holds the matrix A of size (m, n) .
<code>tau</code>	Holds the vector of length $\min(m, k)$ where $k = m$, if <code>vect</code> = 'P', $k = n$, if <code>vect</code> = 'Q'.
<code>vect</code>	Must be 'Q' or 'P'. The default value is 'Q'.

Application Notes

For better performance, try using `lwork = min(m, n) * blocksize`, where `blocksize` is a machine-dependent value (typically, 16 to 64) required for optimum performance of the *blocked algorithm*.

If it is not clear how much workspace to supply, use a generous value of `lwork` for the first run, or set `lwork = -1`.

In first case the routine completes the task, though probably not so fast as with a recommended workspace, and provides the recommended workspace in the first element of the corresponding array `work` on exit. Use this value (`work(1)`) for subsequent runs.

If `lwork = -1`, then the routine returns immediately and provides the recommended workspace in the first element of the corresponding array (`work`). This operation is called a workspace query.

Note that if `lwork` is less than the minimal required value and is not equal to -1, then the routine returns immediately with an error exit and does not provide any information on the recommended workspace.

The computed matrix Q differs from an exactly orthogonal matrix by a matrix E such that $\|E\|_2 = O(\epsilon)$.

The approximate numbers of possible floating-point operations are listed below:

To compute the whole matrix Q :

$(16/3)n(3m^2 - 3m*n + n^2)$ if $m > n$;

$(16/3)m^3$ if $m \leq n$.

To form the n leading columns of Q when $m > n$:

$$(8/3)n^2(3m - n^2).$$

To compute the whole matrix P^H :

$$(16/3)n^3 \text{ if } m \geq n;$$

$$(16/3)m(3n^2 - 3m*n + m^2) \text{ if } m < n.$$

To form the m leading columns of P^H when $m < n$:

$$(8/3)n^2(3m - n^2) \text{ if } m > n.$$

The real counterpart of this routine is [?orgbr](#).

?unmbr

Multiplies an arbitrary complex matrix by the unitary matrix Q or P determined by ?gebrd.

Syntax

FORTRAN 77:

```
call cunmbr(vect, side, trans, m, n, k, a, lda, tau, c, ldc, work, lwork,
info)
```

```
call zunmbr(vect, side, trans, m, n, k, a, lda, tau, c, ldc, work, lwork,
info)
```

Fortran 95:

```
call unmbr(a, tau, c [,vect] [,side] [,trans] [,info])
```

Description

This routine is declared in `mk1_lapack.fi` for FORTRAN 77 interface, in `lapack.f90` for Fortran 95 interface, and in `mk1_lapack.h` for C interface.

Given an arbitrary complex matrix C , this routine forms one of the matrix products Q^*C , Q^H*C , $C*Q$, $C*Q^H$, P^*C , P^H*C , $C*P$, or $C*P^H$, where Q and P are unitary matrices computed by a call to [cgebrd/zgebrd](#). The routine overwrites the product on C .

Input Parameters

In the descriptions below, r denotes the order of Q or P^H :

If $side = 'L'$, $r = m$; if $side = 'R'$, $r = n$.

vect CHARACTER*1. Must be 'Q' or 'P'.
 If $vect = 'Q'$, then Q or Q^H is applied to C .
 If $vect = 'P'$, then P or P^H is applied to C .

side CHARACTER*1. Must be 'L' or 'R'.
 If $side = 'L'$, multipliers are applied to C from the left.
 If $side = 'R'$, they are applied to C from the right.

trans CHARACTER*1. Must be 'N' or 'C'.
 If $trans = 'N'$, then Q or P is applied to C .
 If $trans = 'C'$, then Q^H or P^H is applied to C .

m INTEGER. The number of rows in C .

n INTEGER. The number of columns in C .

k INTEGER. One of the dimensions of A in ?gebrd:
 If $vect = 'Q'$, the number of columns in A ;
 If $vect = 'P'$, the number of rows in A .
 Constraints: $m \geq 0$, $n \geq 0$, $k \geq 0$.

a, *c*, *work* COMPLEX for cunmbr
 DOUBLE COMPLEX for zunmbr.
 Arrays:
a(*lda*,*) is the array *a* as returned by ?gebrd.
 Its second dimension must be at least $\max(1, \min(r, k))$ for
 $vect = 'Q'$, or $\max(1, r)$ for $vect = 'P'$.
c(*ldc*,*) holds the matrix C .
 Its second dimension must be at least $\max(1, n)$.
work is a workspace array, its dimension $\max(1, lwork)$.

lda INTEGER. The first dimension of *a*. Constraints:
 $lda \geq \max(1, r)$ if $vect = 'Q'$;
 $lda \geq \max(1, \min(r, k))$ if $vect = 'P'$.

ldc INTEGER. The first dimension of *c*; $ldc \geq \max(1, m)$.

tau COMPLEX for cunmbr
 DOUBLE COMPLEX for zunmbr.
 Array, DIMENSION at least $\max(1, \min(r, k))$.

For *vect* = 'Q', the array *tauq* as returned by ?gebrd.
 For *vect* = 'P', the array *taup* as returned by ?gebrd.

lwork INTEGER. The size of the *work* array.
 $lwork \geq \max(1, n)$ if *side* = 'L';
 $lwork \geq \max(1, m)$ if *side* = 'R'.
 $lwork \geq 1$ if $n=0$ or $m=0$.
 For optimum performance $lwork \geq \max(1, n*nb)$ if *side* = 'L', and $lwork \geq \max(1, m*nb)$ if *side* = 'R', where *nb* is the optimal blocksize. (*nb* = 0 if $m = 0$ or $n = 0$.)
 If *lwork* = -1, then a workspace query is assumed; the routine only calculates the optimal size of the *work* array, returns this value as the first entry of the *work* array, and no error message related to *lwork* is issued by xerbla.
 See *Application Notes* for the suggested value of *lwork*.

Output Parameters

c Overwritten by the product $Q^H C$, $Q^H C$, $C^H Q$, $C^H Q$, $P^H C$, $P^H C$, $C^H P$, or $C^H P$, as specified by *vect*, *side*, and *trans*.

work(1) If *info* = 0, on exit *work*(1) contains the minimum value of *lwork* required for optimum performance. Use this *lwork* for subsequent runs.

info INTEGER.
 If *info* = 0, the execution is successful.
 If *info* = -*i*, the *i*-th parameter had an illegal value.

Fortran 95 Interface Notes

Routines in Fortran 95 interface have fewer arguments in the calling sequence than their FORTRAN 77 counterparts. For general conventions applied to skip redundant or restorable arguments, see [Fortran 95 Interface Conventions](#).

Specific details for the routine *unmbr* interface are the following:

a Holds the matrix *A* of size $(r, \min(nq, k))$ where
 $r = nq$, if *vect* = 'Q',
 $r = \min(nq, k)$, if *vect* = 'P',

	$nq = m$, if $side = 'L'$,
	$nq = n$, if $side = 'R'$,
	$k = m$, if $vect = 'P'$,
	$k = n$, if $vect = 'Q'$.
τ	Holds the vector of length $\min(nq, k)$.
c	Holds the matrix C of size (m, n) .
$vect$	Must be 'Q' or 'P'. The default value is 'Q'.
$side$	Must be 'L' or 'R'. The default value is 'L'.
$trans$	Must be 'N' or 'C'. The default value is 'N'.

Application Notes

For better performance, use

$lwork = n * blocksize$ for $side = 'L'$, or

$lwork = m * blocksize$ for $side = 'R'$,

where $blocksize$ is a machine-dependent value (typically, 16 to 64) required for optimum performance of the *blocked algorithm*.

If it is not clear how much workspace to supply, use a generous value of $lwork$ for the first run, or set $lwork = -1$.

In first case the routine completes the task, though probably not so fast as with a recommended workspace, and provides the recommended workspace in the first element of the corresponding array $work$ on exit. Use this value ($work(1)$) for subsequent runs.

If $lwork = -1$, then the routine returns immediately and provides the recommended workspace in the first element of the corresponding array ($work$). This operation is called a workspace query.

Note that if $lwork$ is less than the minimal required value and is not equal to -1, then the routine returns immediately with an error exit and does not provide any information on the recommended workspace.

The computed product differs from the exact product by a matrix E such that $\|E\|_2 = O(\epsilon) * \|C\|_2$.

The total number of floating-point operations is approximately

$8 * n * k (2 * m - k)$ if $side = 'L'$ and $m \geq k$;

$8*m*k(2*n - k)$ if $side = 'R'$ and $n \geq k$;

$8*m^2*n$ if $side = 'L'$ and $m < k$;

$8*n^2*m$ if $side = 'R'$ and $n < k$.

The real counterpart of this routine is [?ormbr](#).

?bdsqr

Computes the singular value decomposition of a general matrix that has been reduced to bidiagonal form.

Syntax

FORTRAN 77:

```
call sbdsqr(uplo, n, ncv, nru, ncc, d, e, vt, ldvt, u, ldu, c, ldc, work, info)
```

```
call dbdsqr(uplo, n, ncv, nru, ncc, d, e, vt, ldvt, u, ldu, c, ldc, work, info)
```

```
call cbdsqr(uplo, n, ncv, nru, ncc, d, e, vt, ldvt, u, ldu, c, ldc, work, info)
```

```
call zbdsqr(uplo, n, ncv, nru, ncc, d, e, vt, ldvt, u, ldu, c, ldc, work, info)
```

Fortran 95:

```
call rbdsqr(d, e [,vt] [,u] [,c] [,uplo] [,info])
```

```
call bdsqr(d, e [,vt] [,u] [,c] [,uplo] [,info])
```

Description

This routine is declared in `mkl_lapack.fi` for FORTRAN 77 interface, in `lapack.f90` for Fortran 95 interface, and in `mkl_lapack.h` for C interface.

The routine computes the singular values and, optionally, the right and/or left singular vectors from the [Singular Value Decomposition](#) (SVD) of a real n -by- n (upper or lower) bidiagonal matrix B using the implicit zero-shift QR algorithm. The SVD of B has the form $B = Q*S*P^H$ where S is the diagonal matrix of singular values, Q is an orthogonal matrix of left singular vectors, and P is an orthogonal matrix of right singular vectors. If left singular vectors are

requested, this subroutine actually returns $U * Q$ instead of Q , and, if right singular vectors are requested, this subroutine returns $P_H^H * VT$ instead of P_H , for given real/complex input matrices U and VT . When U and VT are the orthogonal/unitary matrices that reduce a general matrix A to bidiagonal form: $A = U * B * VT$, as computed by `?gebrd`, then

$$A = (U * Q) * S * (P^H * VT)$$

is the SVD of A . Optionally, the subroutine may also compute $Q_H^H * C$ for a given real/complex input matrix C .

See also `?lasq1`, `?lasq2`, `?lasq3`, `?lasq4`, `?lasq5`, `?lasq6` used by this routine.

Input Parameters

<i>uplo</i>	CHARACTER*1. Must be 'U' or 'L'. If <i>uplo</i> = 'U', B is an upper bidiagonal matrix. If <i>uplo</i> = 'L', B is a lower bidiagonal matrix.
<i>n</i>	INTEGER. The order of the matrix B ($n \geq 0$).
<i>ncvt</i>	INTEGER. The number of columns of the matrix VT , that is, the number of right singular vectors ($ncvt \geq 0$). Set <i>ncvt</i> = 0 if no right singular vectors are required.
<i>nru</i>	INTEGER. The number of rows in U , that is, the number of left singular vectors ($nru \geq 0$). Set <i>nru</i> = 0 if no left singular vectors are required.
<i>ncc</i>	INTEGER. The number of columns in the matrix C used for computing the product $Q^H * C$ ($ncc \geq 0$). Set <i>ncc</i> = 0 if no matrix C is supplied.
<i>d, e, work</i>	REAL for single-precision flavors DOUBLE PRECISION for double-precision flavors. Arrays: <i>d</i> (*) contains the diagonal elements of B . The dimension of <i>d</i> must be at least $\max(1, n)$. <i>e</i> (*) contains the $(n-1)$ off-diagonal elements of B . The dimension of <i>e</i> must be at least $\max(1, n)$. <i>e</i> (<i>n</i>) is used for workspace. <i>work</i> (*) is a workspace array. The dimension of <i>work</i> must be at least $\max(1, 4*n)$.
<i>vt, u, c</i>	REAL for <code>sbdsqr</code>

DOUBLE PRECISION for dbdsqr

COMPLEX for cbdsqr

DOUBLE COMPLEX for zbdsqr.

Arrays:

$vt(ldvt, *)$ contains an n -by- $ncvt$ matrix VT .

The second dimension of vt must be at least $\max(1, ncvt)$.

vt is not referenced if $ncvt = 0$.

$u(ldu, *)$ contains an nru by n unit matrix U .

The second dimension of u must be at least $\max(1, n)$.

u is not referenced if $nru = 0$.

$c(ldc, *)$ contains the matrix C for computing the product $Q^H * C$.

The second dimension of c must be at least $\max(1, ncc)$.

The array is not referenced if $ncc = 0$.

$ldvt$

INTEGER. The first dimension of vt . Constraints:

$ldvt \geq \max(1, n)$ if $ncvt > 0$;

$ldvt \geq 1$ if $ncvt = 0$.

ldu

INTEGER. The first dimension of u . Constraint:

$ldu \geq \max(1, nru)$.

ldc

INTEGER. The first dimension of c . Constraints:

$ldc \geq \max(1, n)$ if $ncc > 0$; $ldc \geq 1$ otherwise.

Output Parameters

d

On exit, if $info = 0$, overwritten by the singular values in decreasing order (see $info$).

e

On exit, if $info = 0$, e is destroyed. See also $info$ below.

c

Overwritten by the product $Q^H * C$.

vt

On exit, this array is overwritten by $P^H * VT$.

u

On exit, this array is overwritten by $U * Q$.

$info$

INTEGER.

If $info = 0$, the execution is successful.

If $info = -i$, the i -th parameter had an illegal value.

If $info > i$,

if $ncvt = nru = ncc = 0$,

- $info = 1$, a split was marked by a positive value in e
- $info = 2$, the current block of z not diagonalized after $30*n$ iterations (in the inner `while` loop)
- $info = 3$, termination criterion of the outer `while` loop is not met (the program created more than n unreduced blocks).

In all other cases when $ncvt = nru = ncc = 0$, the algorithm did not converge; d and e contain the elements of a bidiagonal matrix that is orthogonally similar to the input matrix B ; if $info = i$, i elements of e have not converged to zero.

Fortran 95 Interface Notes

Routines in Fortran 95 interface have fewer arguments in the calling sequence than their FORTRAN 77 counterparts. For general conventions applied to skip redundant or restorable arguments, see [Fortran 95 Interface Conventions](#).

Specific details for the routine `bdsqr` interface are the following:

d	Holds the vector of length (n) .
e	Holds the vector of length (n) .
vt	Holds the matrix VT of size $(n, ncvt)$.
u	Holds the matrix U of size (nru, n) .
c	Holds the matrix C of size (n, ncc) .
$uplo$	Must be 'U' or 'L'. The default value is 'U'.
$ncvt$	If argument vt is present, then $ncvt$ is equal to the number of columns in matrix VT ; otherwise, $ncvt$ is set to zero.
nru	If argument u is present, then nru is equal to the number of rows in matrix U ; otherwise, nru is set to zero.
ncc	If argument c is present, then ncc is equal to the number of columns in matrix C ; otherwise, ncc is set to zero.

Note that two variants of Fortran 95 interface for `bdsqr` routine are needed because of an ambiguous choice between real and complex cases appear when vt , u , and c are omitted. Thus, the name `rbdsqr` is used in real cases (single or double precision), and the name `bdsqr` is used in complex cases (single or double precision).

Application Notes

Each singular value and singular vector is computed to high relative accuracy. However, the reduction to bidiagonal form (prior to calling the routine) may decrease the relative accuracy in the small singular values of the original matrix if its singular values vary widely in magnitude.

If s_i is an exact singular value of B , and s_i is the corresponding computed value, then

$$|s_i - \sigma_i| \leq p(m, n) * \epsilon * \sigma_i$$

where $p(m, n)$ is a modestly increasing function of m and n , and ϵ is the machine precision.

If only singular values are computed, they are computed more accurately than when some singular vectors are also computed (that is, the function $p(m, n)$ is smaller).

If u_i is the corresponding exact left singular vector of B , and w_i is the corresponding computed left singular vector, then the angle $\theta(u_i, w_i)$ between them is bounded as follows:

$$\theta(u_i, w_i) \leq p(m, n) * \epsilon / \min_{i \neq j} (|\sigma_i - \sigma_j| / |\sigma_i + \sigma_j|).$$

Here $\min_{i \neq j} (|\sigma_i - \sigma_j| / |\sigma_i + \sigma_j|)$ is the *relative gap* between σ_i and the other singular values. A similar error bound holds for the right singular vectors.

The total number of real floating-point operations is roughly proportional to n^2 if only the singular values are computed. About $6n^2 * nru$ additional operations ($12n^2 * nru$ for complex flavors) are required to compute the left singular vectors and about $6n^2 * ncv$ operations ($12n^2 * ncv$ for complex flavors) to compute the right singular vectors.

?bdsdc

Computes the singular value decomposition of a real bidiagonal matrix using a divide and conquer method.

Syntax

FORTRAN 77:

```
call sbdsdc(uplo, compq, n, d, e, u, ldu, vt, ldvt, q, iq, work, iwork, info)
call dbdsdc(uplo, compq, n, d, e, u, ldu, vt, ldvt, q, iq, work, iwork, info)
```

Fortran 95:

```
call bdsdc(d, e [,u] [,vt] [,q] [,iq] [,uplo] [,info])
```

Description

This routine is declared in `mkl_lapack.fi` for FORTRAN 77 interface, in `lapack.f90` for Fortran 95 interface, and in `mkl_lapack.h` for C interface.

The routine computes the [Singular Value Decomposition](#) (SVD) of a real n -by- n (upper or lower) bidiagonal matrix B : $B = U \Sigma V^T$, using a divide and conquer method, where Σ is a diagonal matrix with non-negative diagonal elements (the singular values of B), and U and V are orthogonal matrices of left and right singular vectors, respectively. `?bdsdc` can be used to compute all singular values, and optionally, singular vectors or singular vectors in compact form.

This routine uses `?lasd0`, `?lasd1`, `?lasd2`, `?lasd3`, `?lasd4`, `?lasd5`, `?lasd6`, `?lasd7`, `?lasd8`, `?lasd9`, `?lasda`, `?lasdq`, `?lasdt`.

Input Parameters

<i>uplo</i>	CHARACTER*1. Must be 'U' or 'L'. If <i>uplo</i> = 'U', B is an upper bidiagonal matrix. If <i>uplo</i> = 'L', B is a lower bidiagonal matrix.
<i>compq</i>	CHARACTER*1. Must be 'N', 'P', or 'I'. If <i>compq</i> = 'N', compute singular values only. If <i>compq</i> = 'P', compute singular values and compute singular vectors in compact form. If <i>compq</i> = 'I', compute singular values and singular vectors.
<i>n</i>	INTEGER. The order of the matrix B ($n \geq 0$).
<i>d</i> , <i>e</i> , <i>work</i>	REAL for <code>sbdsdc</code> DOUBLE PRECISION for <code>dbdsdc</code> . Arrays: <i>d</i> (*) contains the n diagonal elements of the bidiagonal matrix B . The dimension of <i>d</i> must be at least $\max(1, n)$. <i>e</i> (*) contains the off-diagonal elements of the bidiagonal matrix B . The dimension of <i>e</i> must be at least $\max(1, n)$. <i>work</i> (*) is a workspace array. The dimension of <i>work</i> must be at least: $\max(1, 4*n)$, if <i>compq</i> = 'N';

$\max(1, 6*n)$, if $compq = 'P'$;
 $\max(1, 3*n^2+4*n)$, if $compq = 'I'$.

ldu INTEGER. The first dimension of the output array *u*; $ldu \geq 1$.
 If singular vectors are desired, then $ldu \geq \max(1, n)$.

ldvt INTEGER. The first dimension of the output array *vt*; $ldvt \geq 1$.
 If singular vectors are desired, then $ldvt \geq \max(1, n)$.

iwork INTEGER. Workspace array, dimension at least $\max(1, 8*n)$.

Output Parameters

d If $info = 0$, overwritten by the singular values of *B*.

e On exit, *e* is overwritten.

u, vt, q REAL for sbdsdc
 DOUBLE PRECISION for dbdsdc.
 Arrays: $u(ldu, *)$, $vt(ldvt, *)$, $q(*)$.
 If $compq = 'I'$, then on exit *u* contains the left singular vectors of the bidiagonal matrix *B*, unless $info \neq 0$ (see *info*). For other values of $compq$, *u* is not referenced. The second dimension of *u* must be at least $\max(1, n)$.
 if $compq = 'I'$, then on exit *vt* contains the right singular vectors of the bidiagonal matrix *B*, unless $info \neq 0$ (see *info*). For other values of $compq$, *vt* is not referenced. The second dimension of *vt* must be at least $\max(1, n)$.
 If $compq = 'P'$, then on exit, if $info = 0$, *q* and *iq* contain the left and right singular vectors in a compact form. Specifically, *q* contains all the REAL (for sbdsdc) or DOUBLE PRECISION (for dbdsdc) data for singular vectors. For other values of $compq$, *q* is not referenced. See *Application notes* for details.

iq INTEGER.
 Array: $iq(*)$.

If `compq` = 'P', then on exit, if `info` = 0, `q` and `iq` contain the left and right singular vectors in a compact form. Specifically, `iq` contains all the INTEGER data for singular vectors. For other values of `compq`, `iq` is not referenced. See *Application notes* for details.

`info`

INTEGER.

If `info` = 0, the execution is successful.

If `info` = $-i$, the i -th parameter had an illegal value.

If `info` = i , the algorithm failed to compute a singular value. The update process of divide and conquer failed.

Fortran 95 Interface Notes

Routines in Fortran 95 interface have fewer arguments in the calling sequence than their FORTRAN 77 counterparts. For general conventions applied to skip redundant or restorable arguments, see [Fortran 95 Interface Conventions](#).

Specific details for the routine `bdsdc` interface are the following:

`d`

Holds the vector of length n .

`e`

Holds the vector of length n .

`u`

Holds the matrix U of size (n, n) .

`vt`

Holds the matrix V^T of size (n, n) .

`q`

Holds the vector of length (ldq) , where

$ldq \geq n * (11 + 2 * smlsiz + 8 * \text{int}(\log_2(n / (smlsiz + 1))))$
and `smlsiz` is returned by `ilaenv` and is equal to the maximum size of the subproblems at the bottom of the computation tree (usually about 25).

`compq`

Restored based on the presence of arguments `u`, `vt`, `q`, and `iq` as follows:

`compq` = 'N', if none of `u`, `vt`, `q`, and `iq` are present,

`compq` = 'I', if both `u` and `vt` are present. Arguments `u` and `vt` must either be both present or both omitted,

`compq` = 'P', if both `q` and `iq` are present. Arguments `q` and `iq` must either be both present or both omitted.

Note that there will be an error condition if all of `u`, `vt`, `q`, and `iq` arguments are present simultaneously.

See Also

- [Singular Value Decomposition](#)
- [?lasd0](#)
- [?lasd1](#)
- [?lasd2](#)
- [?lasd3](#)
- [?lasd4](#)
- [?lasd5](#)
- [?lasd6](#)
- [?lasd7](#)
- [?lasd8](#)
- [?lasd9](#)
- [?lasda](#)
- [?lasdq](#)
- [?lasdt](#)

Symmetric Eigenvalue Problems

Symmetric eigenvalue problems are posed as follows: given an n -by- n real symmetric or complex Hermitian matrix A , find the *eigenvalues* λ and the corresponding *eigenvectors* z that satisfy the equation

$$Az = \lambda z \text{ (or, equivalently, } z^H A = \lambda z^H \text{)}.$$

In such eigenvalue problems, all n eigenvalues are real not only for real symmetric but also for complex Hermitian matrices A , and there exists an orthonormal system of n eigenvectors. If A is a symmetric or Hermitian positive-definite matrix, all eigenvalues are positive.

To solve a symmetric eigenvalue problem with LAPACK, you usually need to reduce the matrix to tridiagonal form and then solve the eigenvalue problem with the tridiagonal matrix obtained. LAPACK includes routines for reducing the matrix to a tridiagonal form by an orthogonal (or unitary) similarity transformation $A = Q T Q^H$ as well as for solving tridiagonal symmetric eigenvalue problems. These routines (for FORTRAN 77 interface) are listed in [Table 4-3](#). Respective routine names in Fortran 95 interface are without the first symbol (see [Routine Naming Conventions](#)).

There are different routines for symmetric eigenvalue problems, depending on whether you need all eigenvectors or only some of them or eigenvalues only, whether the matrix A is positive-definite or not, and so on.

These routines are based on three primary algorithms for computing eigenvalues and eigenvectors of symmetric problems: the divide and conquer algorithm, the QR algorithm, and bisection followed by inverse iteration. The divide and conquer algorithm is generally more efficient and is recommended for computing all eigenvalues and eigenvectors. Furthermore, to solve an eigenvalue problem using the divide and conquer algorithm, you need to call only one routine. In general, more than one routine has to be called if the QR algorithm or bisection followed by inverse iteration is used.

Decision tree in [Figure 4-2](#) will help you choose the right routine or sequence of routines for eigenvalue problems with real symmetric matrices. A similar decision tree for complex Hermitian matrices is presented in [Figure 4-3](#) .

Figure 4-2 Decision Tree: Real Symmetric Eigenvalue Problems

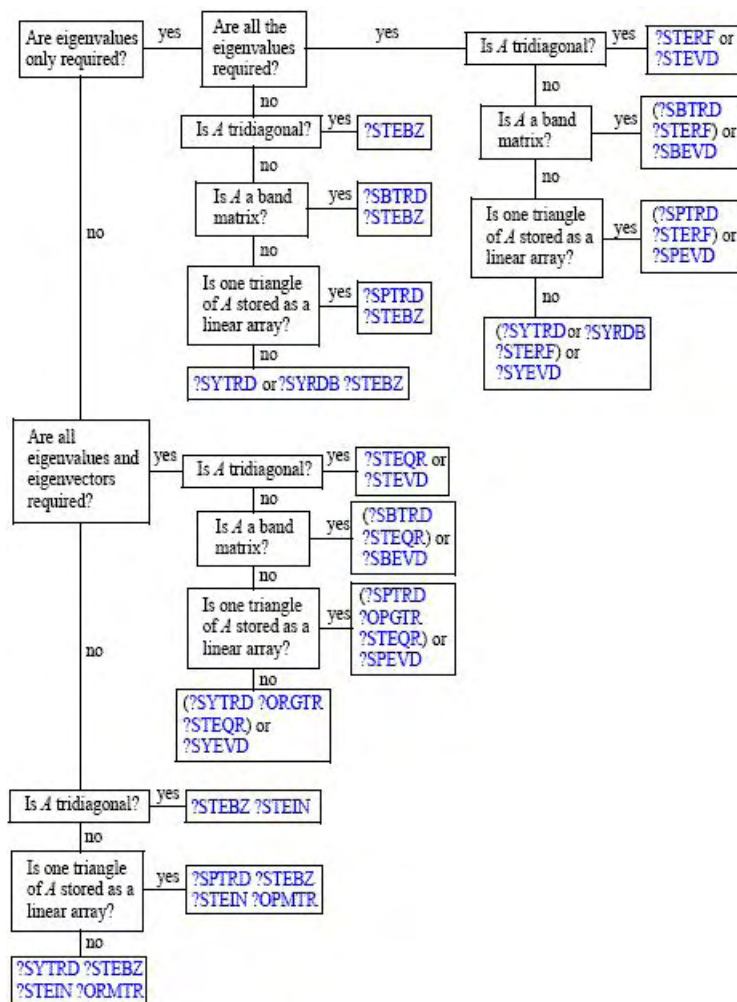
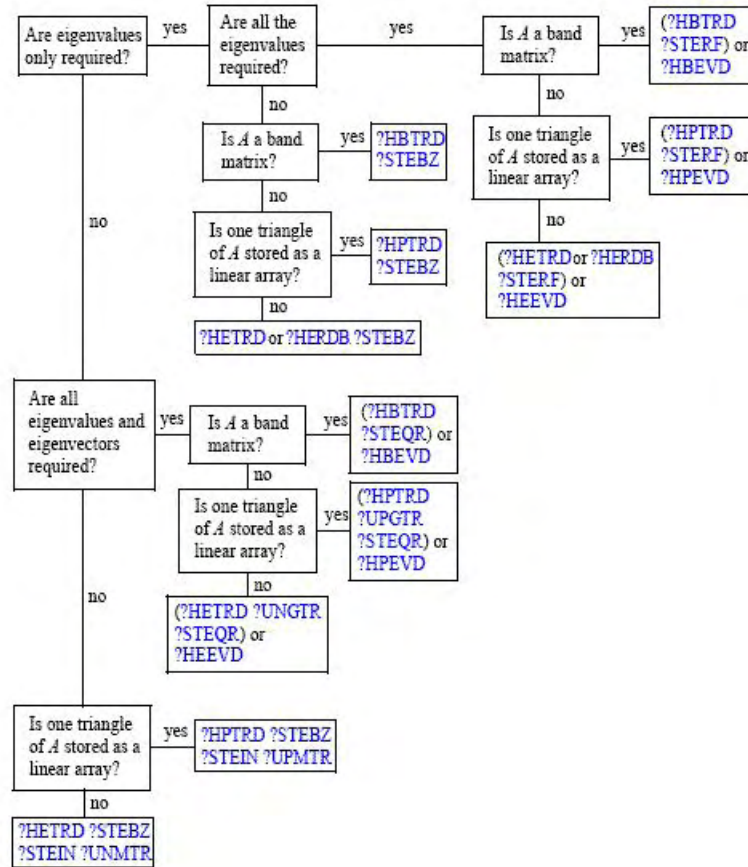


Figure 4-3 Decision Tree: Complex Hermitian Eigenvalue Problems**Table 4-3 Computational Routines for Solving Symmetric Eigenvalue Problems**

Operation	Real symmetric matrices	Complex Hermitian matrices
Reduce to tridiagonal form $A = QTQ^H$ (full storage)	?sytrd ?syrd	?hetrd ?herdb
Reduce to tridiagonal form $A = QTQ^H$ (packed storage)	?sptrd	?hptrd

Operation	Real symmetric matrices	Complex Hermitian matrices
Reduce to tridiagonal form $A = QTQ^H$ (band storage).	?sbtrd	?hbtrd
Generate matrix Q (full storage)	?orgtr	?ungtr
Generate matrix Q (packed storage)	?opgtr	?upgtr
Apply matrix Q (full storage)	?ormtr	?unmtr
Apply matrix Q (packed storage)	?opmtr	?upmtr
Find all eigenvalues of a tridiagonal matrix T	?sterf	
Find all eigenvalues and eigenvectors of a tridiagonal matrix T	?steqr ?stedc	?steqr ?stedc
Find all eigenvalues and eigenvectors of a tridiagonal positive-definite matrix T .	?pteqr	?pteqr
Find selected eigenvalues of a tridiagonal matrix T	?stebz ?stegr	?stegr
Find selected eigenvectors of a tridiagonal matrix T	?stein ?stegr	?stein ?stegr
Find selected eigenvalues and eigenvectors of a real symmetric tridiagonal matrix T	?stemr	?stemr
Compute the reciprocal condition numbers for the eigenvectors	?disna	?disna

?sytrd

Reduces a real symmetric matrix to tridiagonal form.

Syntax

FORTRAN 77:

```
call ssytrd(uplo, n, a, lda, d, e, tau, work, lwork, info)
call dsytrd(uplo, n, a, lda, d, e, tau, work, lwork, info)
```

Fortran 95:

```
call sytrd(a, tau [,uplo] [,info])
```

Description

This routine is declared in `mkl_lapack.fi` for FORTRAN 77 interface, in `lapack.f90` for Fortran 95 interface, and in `mkl_lapack.h` for C interface.

The routine reduces a real symmetric matrix A to symmetric tridiagonal form T by an orthogonal similarity transformation: $A = Q^T T Q$. The orthogonal matrix Q is not formed explicitly but is represented as a product of $n-1$ elementary reflectors. Routines are provided for working with Q in this representation (see *Application Notes* below).

This routine calls [?latrd](#) to reduce a real symmetric matrix to tridiagonal form by an orthogonal similarity transformation.

Input Parameters

<code>uplo</code>	CHARACTER*1. Must be 'U' or 'L'. If <code>uplo = 'U'</code> , <code>a</code> stores the upper triangular part of A . If <code>uplo = 'L'</code> , <code>a</code> stores the lower triangular part of A .
<code>n</code>	INTEGER. The order of the matrix A ($n \geq 0$).
<code>a, work</code>	REAL for <code>ssytrd</code> DOUBLE PRECISION for <code>dsytrd</code> . <code>a(lda,*)</code> is an array containing either upper or lower triangular part of the matrix A , as specified by <code>uplo</code> . If <code>uplo = 'U'</code> , the leading n -by- n upper triangular part of <code>a</code> contains the upper triangular part of the matrix A , and the strictly lower triangular part of A is not referenced. If <code>uplo = 'L'</code> ,

the leading n -by- n lower triangular part of a contains the lower triangular part of the matrix A , and the strictly upper triangular part of A is not referenced.

The second dimension of a must be at least $\max(1, n)$.
 $work$ is a workspace array, its dimension $\max(1, lwork)$.

lda

INTEGER. The first dimension of a ; at least $\max(1, n)$.

$lwork$

INTEGER. The size of the $work$ array ($lwork \geq n$).

If $lwork = -1$, then a workspace query is assumed; the routine only calculates the optimal size of the $work$ array, returns this value as the first entry of the $work$ array, and no error message related to $lwork$ is issued by [xerbla](#). See *Application Notes* for the suggested value of $lwork$.

Output Parameters

a

On exit,
 if $uplo = 'U'$, the diagonal and first superdiagonal of A are overwritten by the corresponding elements of the tridiagonal matrix T , and the elements above the first superdiagonal, with the array tau , represent the orthogonal matrix Q as a product of elementary reflectors;
 if $uplo = 'L'$, the diagonal and first subdiagonal of A are overwritten by the corresponding elements of the tridiagonal matrix T , and the elements below the first subdiagonal, with the array tau , represent the orthogonal matrix Q as a product of elementary reflectors.

d, e, tau

REAL for ssytrd

DOUBLE PRECISION for dsytrd.

Arrays:

$d(*)$ contains the diagonal elements of the matrix T .

The dimension of d must be at least $\max(1, n)$.

$e(*)$ contains the off-diagonal elements of T .

The dimension of e must be at least $\max(1, n-1)$.

$tau(*)$ stores further details of the orthogonal matrix Q in the first $n-1$ elements. $tau(n)$ is used as workspace.

The dimension of tau must be at least $\max(1, n)$.

work(1) If *info*=0, on exit *work(1)* contains the minimum value of *lwork* required for optimum performance. Use this *lwork* for subsequent runs.

info INTEGER.
 If *info* = 0, the execution is successful.
 If *info* = -*i*, the *i*-th parameter had an illegal value.

Fortran 95 Interface Notes

Routines in Fortran 95 interface have fewer arguments in the calling sequence than their FORTRAN 77 counterparts. For general conventions applied to skip redundant or restorable arguments, see [Fortran 95 Interface Conventions](#).

Specific details for the routine *sytrd* interface are the following:

a Holds the matrix *A* of size (*n*,*n*).

tau Holds the vector of length (*n*-1).

uplo Must be 'U' or 'L'. The default value is 'U'.

Note that diagonal (*d*) and off-diagonal (*e*) elements of the matrix *T* are omitted because they are kept in the matrix *A* on exit.

Application Notes

For better performance, try using *lwork* = *n***blocksize*, where *blocksize* is a machine-dependent value (typically, 16 to 64) required for optimum performance of the *blocked algorithm*.

If it is not clear how much workspace to supply, use a generous value of *lwork* for the first run, or set *lwork* = -1.

In first case the routine completes the task, though probably not so fast as with a recommended workspace, and provides the recommended workspace in the first element of the corresponding array *work* on exit. Use this value (*work(1)*) for subsequent runs.

If *lwork* = -1, then the routine returns immediately and provides the recommended workspace in the first element of the corresponding array (*work*). This operation is called a workspace query.

Note that if *lwork* is less than the minimal required value and is not equal to -1, then the routine returns immediately with an error exit and does not provide any information on the recommended workspace.

The computed matrix T is exactly similar to a matrix $A+E$, where $\|E\|_2 = c(n) * \epsilon * \|A\|_2$, $c(n)$ is a modestly increasing function of n , and ϵ is the machine precision.

The approximate number of floating-point operations is $(4/3)n^3$.

After calling this routine, you can call the following:

`?orgtr` to form the computed matrix Q explicitly

`?ormtr` to multiply a real matrix by Q .

The complex counterpart of this routine is `?hetrd`.

?syldb

Reduces a real symmetric matrix to tridiagonal form with Successive Bandwidth Reduction approach.

Syntax

FORTRAN 77:

```
call ssyldb(jobz, uplo, n, kd, a, lda, d, e, tau, z, ldz, work, lwork, info)
call dsyldb(jobz, uplo, n, kd, a, lda, d, e, tau, z, ldz, work, lwork, info)
```

Description

This routine is declared in `mkl_lapack.fi` for FORTRAN 77 interface, in `lapack.f90` for Fortran 95 interface, and in `mkl_lapack.h` for C interface.

The routine reduces a real symmetric matrix A to symmetric tridiagonal form T by an orthogonal similarity transformation: $A = Q * T * Q^T$ and optionally multiplies matrix Z by Q , or simply forms Q .

This routine reduces a full symmetric matrix to the banded symmetric form, and then to the tridiagonal symmetric form with a Successive Bandwidth Reduction approach after Prof. C.Bischof's works (see for instance, [Bischof92]). `?syldb` is functionally close to `?sytrd` routine but the tridiagonal form may differ from those obtained by `?sytrd`. Unlike `?sytrd`, the orthogonal matrix Q cannot be restored from the details of matrix A on exit.

Input Parameters

`jobz` CHARACTER*1. Must be 'N' or 'V'.

If $jobz = 'N'$, then only A is reduced to T .
 If $jobz = 'V'$, then A is reduced to T and A contains Q on exit.
 If $jobz = 'U'$, then A is reduced to T and Z contains Z^*Q on exit.

$uplo$ CHARACTER*1. Must be 'U' or 'L'.
 If $uplo = 'U'$, a stores the upper triangular part of A .
 If $uplo = 'L'$, a stores the lower triangular part of A .

n INTEGER. The order of the matrix A ($n \geq 0$).

kd INTEGER. The bandwidth of the banded matrix B ($kd \geq 1$).

$a, z, work$ REAL for ssyrdb.
 DOUBLE PRECISION for dsyrdb.
 $a(lda,*)$ is an array containing either upper or lower triangular part of the matrix A , as specified by $uplo$.
 The second dimension of a must be at least $\max(1, n)$.
 $z(ldz,*)$, the second dimension of z must be at least $\max(1, n)$.
 If $jobz = 'U'$, then the matrix z is multiplied by Q .
 If $jobz = 'N'$ or 'V', then z is not referenced.
 $work(lwork)$ is a workspace array.

lda INTEGER. The first dimension of a ; at least $\max(1, n)$.

ldz INTEGER. The first dimension of z ; at least $\max(1, n)$. Not referenced if $jobz = 'N'$

$lwork$ INTEGER. The size of the $work$ array ($lwork \geq (2kd+1)n+kd$).
 If $lwork = -1$, then a workspace query is assumed; the routine only calculates the optimal size of the $work$ array, returns this value as the first entry of the $work$ array, and no error message related to $lwork$ is issued by [xerbla](#).
 See *Application Notes* for the suggested value of $lwork$.

Output Parameters

a If $jobz = 'V'$, then overwritten by Q matrix.

	<p>If <i>jobz</i> = 'N' or 'U', then overwritten by the banded matrix <i>B</i> and details of the orthogonal matrix Q_B to reduce <i>A</i> to <i>B</i> as specified by <i>uplo</i>.</p>
<i>z</i>	<p>On exit, if <i>jobz</i> = 'U', then the matrix <i>z</i> is overwritten by Z^*Q. If <i>jobz</i> = 'N' or 'V', then <i>z</i> is not referenced.</p>
<i>d, e, tau</i>	<p>DOUBLE PRECISION. Arrays: <i>d</i>(*) contains the diagonal elements of the matrix <i>T</i>. The dimension of <i>d</i> must be at least $\max(1, n)$. <i>e</i>(*) contains the off-diagonal elements of <i>T</i>. The dimension of <i>e</i> must be at least $\max(1, n-1)$. <i>tau</i>(*) stores further details of the orthogonal matrix <i>Q</i>. The dimension of <i>tau</i> must be at least $\max(1, n-kd-1)$.</p>
<i>work</i> (1)	<p>If <i>info</i>=0, on exit <i>work</i>(1) contains the minimum value of <i>lwork</i> required for optimum performance. Use this <i>lwork</i> for subsequent runs.</p>
<i>info</i>	<p>INTEGER. If <i>info</i> = 0, the execution is successful. If <i>info</i> = -<i>i</i>, the <i>i</i>-th parameter had an illegal value.</p>

Application Notes

For better performance, try using $lwork = n*(3*kd+3)$.

If it is not clear how much workspace to supply, use a generous value of *lwork* for the first run, or set *lwork* = -1.

In first case the routine completes the task, though probably not so fast as with a recommended workspace, and provides the recommended workspace in the first element of the corresponding array *work* on exit. Use this value (*work*(1)) for subsequent runs.

If *lwork* = -1, then the routine returns immediately and provides the recommended workspace in the first element of the corresponding array (*work*). This operation is called a workspace query.

Note that if *lwork* is less than the minimal required value and is not equal to -1, then the routine returns immediately with an error exit and does not provide any information on the recommended workspace.

For better performance, try using *kd* equal to 40 if $n \leq 2000$ and 64 otherwise.

Try using `?syrd` instead of `?sytrd` on large matrices obtaining only eigenvalues - when no eigenvectors are needed, especially in multi-threaded environment. `?syrd` becomes faster beginning approximately with $n = 1000$, and much faster at larger matrices with a better scalability than `?sytrd`.

Avoid applying `?syrd` for computing eigenvectors due to the two-step reduction, that is, the number of operations needed to apply orthogonal transformations to z is doubled compared to the traditional one-step reduction. In that case it is better to apply `?sytrd` and `?ormtr/?orgtr` to obtain tridiagonal form along with the orthogonal transformation matrix Q .

?herdb

Reduces a complex Hermitian matrix to tridiagonal form with Successive Bandwidth Reduction approach.

Syntax

FORTRAN 77:

```
call cherdb(jobz, uplo, n, kd, a, lda, d, e, tau, z, ldz, work, lwork, info)
call zherdb(jobz, uplo, n, kd, a, lda, d, e, tau, z, ldz, work, lwork, info)
```

Description

This routine is declared in `mkl_lapack.fi` for FORTRAN 77 interface, in `lapack.f90` for Fortran 95 interface, and in `mkl_lapack.h` for C interface.

The routine reduces a complex Hermitian matrix A to symmetric tridiagonal form T by a unitary similarity transformation: $A = Q^* T Q^T$ and optionally multiplies matrix z by Q , or simply forms Q .

This routine reduces a full Hermitian matrix to the banded Hermitian form, and then to the tridiagonal symmetric form with a Successive Bandwidth Reduction approach after Prof. C.Bischof's works (see for instance, [Bischof92]). `?herdb` is functionally close to `?hetrd` routine but the tridiagonal form may differ from those obtained by `?hetrd`. Unlike `?hetrd`, the orthogonal matrix Q cannot be restored from the details of matrix A on exit.

Input Parameters

`jobz` CHARACTER*1. Must be 'N' or 'V'.
If `jobz = 'N'`, then only A is reduced to T .

	<p>If <code>jobz = 'V'</code>, then A is reduced to T and A contains Q on exit.</p> <p>If <code>jobz = 'U'</code>, then A is reduced to T and Z contains Z^*Q on exit.</p>
<code>uplo</code>	<p>CHARACTER*1. Must be 'U' or 'L'.</p> <p>If <code>uplo = 'U'</code>, a stores the upper triangular part of A.</p> <p>If <code>uplo = 'L'</code>, a stores the lower triangular part of A.</p>
<code>n</code>	INTEGER. The order of the matrix A ($n \geq 0$).
<code>kd</code>	INTEGER. The bandwidth of the banded matrix B ($kd \geq 1$).
<code>a, z, work</code>	<p>COMPLEX for <code>cherdb</code>.</p> <p>DOUBLE COMPLEX for <code>zherdb</code>.</p> <p>$a(lda,*)$ is an array containing either upper or lower triangular part of the matrix A, as specified by <code>uplo</code>.</p> <p>The second dimension of a must be at least $\max(1, n)$.</p> <p>$z(ldz,*)$, the second dimension of z must be at least $\max(1, n)$.</p> <p>If <code>jobz = 'U'</code>, then the matrix z is multiplied by Q.</p> <p>If <code>jobz = 'N'</code> or 'V', then z is not referenced.</p> <p>$work(lwork)$ is a workspace array.</p>
<code>lda</code>	INTEGER. The first dimension of a ; at least $\max(1, n)$.
<code>ldz</code>	INTEGER. The first dimension of z ; at least $\max(1, n)$. Not referenced if <code>jobz = 'N'</code>
<code>lwork</code>	<p>INTEGER. The size of the <code>work</code> array ($lwork \geq (2kd+1)n+kd$).</p> <p>If <code>lwork = -1</code>, then a workspace query is assumed; the routine only calculates the optimal size of the <code>work</code> array, returns this value as the first entry of the <code>work</code> array, and no error message related to <code>lwork</code> is issued by <code>xerbla</code>.</p> <p>See <i>Application Notes</i> for the suggested value of <code>lwork</code>.</p>

Output Parameters

<code>a</code>	<p>If <code>jobz = 'V'</code>, then overwritten by Q matrix.</p> <p>If <code>jobz = 'N'</code> or 'U', then overwritten by the banded matrix B and details of the unitary matrix Q_B to reduce A to B as specified by <code>uplo</code>.</p>
----------------	---

z	On exit, if $jobz = 'U'$, then the matrix z is overwritten by Z^*Q . If $jobz = 'N'$ or $'V'$, then z is not referenced.
d, e	COMPLEX for <code>cherdb</code> . DOUBLE COMPLEX for <code>zherdb</code> . Arrays: $d(*)$ contains the diagonal elements of the matrix T . The dimension of d must be at least $\max(1, n)$. $e(*)$ contains the off-diagonal elements of T . The dimension of e must be at least $\max(1, n-1)$. $tau(*)$ stores further details of the orthogonal matrix Q . The dimension of tau must be at least $\max(1, n-kd-1)$.
tau	COMPLEX for <code>cherdb</code> . DOUBLE COMPLEX for <code>zherdb</code> . Array, DIMENSION at least $\max(1, n-1)$ Stores further details of the unitary matrix Q_B . The dimension of tau must be at least $\max(1, n-kd-1)$.
$work(1)$	If $info=0$, on exit $work(1)$ contains the minimum value of $lwork$ required for optimum performance. Use this $lwork$ for subsequent runs.
$info$	INTEGER. If $info = 0$, the execution is successful. If $info = -i$, the i -th parameter had an illegal value.

Application Notes

For better performance, try using $lwork = n*(3*kd+3)$.

If it is not clear how much workspace to supply, use a generous value of $lwork$ for the first run, or set $lwork = -1$.

In first case the routine completes the task, though probably not so fast as with a recommended workspace, and provides the recommended workspace in the first element of the corresponding array $work$ on exit. Use this value ($work(1)$) for subsequent runs.

If $lwork = -1$, then the routine returns immediately and provides the recommended workspace in the first element of the corresponding array ($work$). This operation is called a workspace query.

Note that if `lwork` is less than the minimal required value and is not equal to -1, then the routine returns immediately with an error exit and does not provide any information on the recommended workspace.

For better performance, try using `kd` equal to 40 if $n \leq 2000$ and 64 otherwise.

Try using `?herdb` instead of `?hetrd` on large matrices obtaining only eigenvalues - when no eigenvectors are needed, especially in multi-threaded environment. `?herdb` becomes faster beginning approximately with $n = 1000$, and much faster at larger matrices with a better scalability than `?hetrd`.

Avoid applying `?herdb` for computing eigenvectors due to the two-step reduction, that is, the number of operations needed to apply orthogonal transformations to z is doubled compared to the traditional one-step reduction. In that case it is better to apply `?hetrd` and `?unmtr/?ungtr` to obtain tridiagonal form along with the unitary transformation matrix Q .

?orgtr

Generates the real orthogonal matrix Q determined by ?sytrd.

Syntax

FORTRAN 77:

```
call sorgtr(uplo, n, a, lda, tau, work, lwork, info)
call dorgtr(uplo, n, a, lda, tau, work, lwork, info)
```

Fortran 95:

```
call orgtr(a, tau [,uplo] [,info])
```

Description

This routine is declared in `mkl_lapack.fi` for FORTRAN 77 interface, in `lapack.f90` for Fortran 95 interface, and in `mkl_lapack.h` for C interface.

The routine explicitly generates the n -by- n orthogonal matrix Q formed by `?sytrd` when reducing a real symmetric matrix A to tridiagonal form: $A = Q^T T Q$. Use this routine after a call to `?sytrd`.

Input Parameters

`uplo` CHARACTER*1. Must be 'U' or 'L'.

Use the same *uplo* as supplied to ?sytrd.

n INTEGER. The order of the matrix Q ($n \geq 0$).

a, *tau*, *work* REAL for sorgtr
DOUBLE PRECISION for dorgtr.

Arrays:
a(*lda*,*) is the array *a* as returned by ?sytrd.
 The second dimension of *a* must be at least $\max(1, n)$.
tau(*) is the array *tau* as returned by ?sytrd.
 The dimension of *tau* must be at least $\max(1, n-1)$.
work is a workspace array, its dimension $\max(1, lwork)$.

lda INTEGER. The first dimension of *a*; at least $\max(1, n)$.

lwork INTEGER. The size of the *work* array ($lwork \geq n$).
 If *lwork* = -1, then a workspace query is assumed; the routine only calculates the optimal size of the *work* array, returns this value as the first entry of the *work* array, and no error message related to *lwork* is issued by xerbla.
 See *Application Notes* for the suggested value of *lwork*.

Output Parameters

a Overwritten by the orthogonal matrix Q .

work(1) If *info* = 0, on exit *work*(1) contains the minimum value of *lwork* required for optimum performance. Use this *lwork* for subsequent runs.

info INTEGER.
 If *info* = 0, the execution is successful.
 If *info* = -*i*, the *i*-th parameter had an illegal value.

Fortran 95 Interface Notes

Routines in Fortran 95 interface have fewer arguments in the calling sequence than their FORTRAN 77 counterparts. For general conventions applied to skip redundant or restorable arguments, see [Fortran 95 Interface Conventions](#).

Specific details for the routine *orgtr* interface are the following:

a Holds the matrix *A* of size (n, n) .

<code>tau</code>	Holds the vector of length $(n-1)$.
<code>uplo</code>	Must be 'U' or 'L'. The default value is 'U'.

Application Notes

For better performance, try using $lwork = (n-1) * blocksize$, where *blocksize* is a machine-dependent value (typically, 16 to 64) required for optimum performance of the *blocked algorithm*.

If you are in doubt how much workspace to supply, use a generous value of *lwork* for the first run or set $lwork = -1$.

If you choose the first option and set any of admissible *lwork* sizes, which is no less than the minimal value described, the routine completes the task, though probably not so fast as with a recommended workspace, and provides the recommended workspace in the first element of the corresponding array *work* on exit. Use this value (*work*(1)) for subsequent runs.

If you set $lwork = -1$, the routine returns immediately and provides the recommended workspace in the first element of the corresponding array (*work*). This operation is called a workspace query.

Note that if you set *lwork* to less than the minimal required value and not -1, the routine returns immediately with an error exit and does not provide any information on the recommended workspace.

The computed matrix *Q* differs from an exactly orthogonal matrix by a matrix *E* such that $\|E\|_2 = O(\epsilon)$, where ϵ is the machine precision.

The approximate number of floating-point operations is $(4/3)n^3$.

The complex counterpart of this routine is [?ungtr](#).

?ormtr

Multiplies a real matrix by the real orthogonal matrix Q determined by ?sytrd.

Syntax

FORTRAN 77:

```
call sormtr(side, uplo, trans, m, n, a, lda, tau, c, ldc, work, lwork, info)
call dormtr(side, uplo, trans, m, n, a, lda, tau, c, ldc, work, lwork, info)
```


Fortran 95:

```
call ormtr(a, tau, c [,side] [,uplo] [,trans] [,info])
```

Description

This routine is declared in `mkl_lapack.fi` for FORTRAN 77 interface, in `lapack.f90` for Fortran 95 interface, and in `mkl_lapack.h` for C interface.

The routine multiplies a real matrix c by Q or Q^T , where Q is the orthogonal matrix Q formed by `?sytrd` when reducing a real symmetric matrix A to tridiagonal form: $A = Q^T Q$. Use this routine after a call to `?sytrd`.

Depending on the parameters `side` and `trans`, the routine can form one of the matrix products $Q^T C$, $Q^T C$, $C^T Q$, or $C^T Q^T$ (overwriting the result on c).

Input Parameters

In the descriptions below, r denotes the order of Q :

If `side = 'L'`, $r = m$; if `side = 'R'`, $r = n$.

<code>side</code>	CHARACTER*1. Must be either 'L' or 'R'. If <code>side = 'L'</code> , Q or Q^T is applied to c from the left. If <code>side = 'R'</code> , Q or Q^T is applied to c from the right.
<code>uplo</code>	CHARACTER*1. Must be 'U' or 'L'. Use the same <code>uplo</code> as supplied to <code>?sytrd</code> .
<code>trans</code>	CHARACTER*1. Must be either 'N' or 'T'. If <code>trans = 'N'</code> , the routine multiplies c by Q . If <code>trans = 'T'</code> , the routine multiplies c by Q^T .
m	INTEGER. The number of rows in the matrix c ($m \geq 0$).
n	INTEGER. The number of columns in c ($n \geq 0$).
$a, c, \tau, work$	REAL for <code>sormtr</code> DOUBLE PRECISION for <code>dormtr</code> $a(lda,*)$ and τ are the arrays returned by <code>?sytrd</code> . The second dimension of a must be at least $\max(1, r)$. The dimension of τ must be at least $\max(1, r-1)$. $c ldc,*)$ contains the matrix c . The second dimension of c must be at least $\max(1, n)$

work is a workspace array, its dimension $\max(1, lwork)$.

lda INTEGER. The first dimension of *a*; $lda \geq \max(1, r)$.

ldc INTEGER. The first dimension of *c*; $ldc \geq \max(1, n)$.

lwork INTEGER. The size of the *work* array. Constraints:
 $lwork \geq \max(1, n)$ if *side* = 'L';
 $lwork \geq \max(1, m)$ if *side* = 'R'.
 If *lwork* = -1, then a workspace query is assumed; the routine only calculates the optimal size of the *work* array, returns this value as the first entry of the *work* array, and no error message related to *lwork* is issued by [xerbla](#). See *Application Notes* for the suggested value of *lwork*.

Output Parameters

c Overwritten by the product Q^*C , $Q^T C$, C^*Q , or C^*Q^T (as specified by *side* and *trans*).

work(1) If *info* = 0, on exit *work*(1) contains the minimum value of *lwork* required for optimum performance. Use this *lwork* for subsequent runs.

info INTEGER.
 If *info* = 0, the execution is successful.
 If *info* = -*i*, the *i*-th parameter had an illegal value.

Fortran 95 Interface Notes

Routines in Fortran 95 interface have fewer arguments in the calling sequence than their FORTRAN 77 counterparts. For general conventions applied to skip redundant or restorable arguments, see [Fortran 95 Interface Conventions](#).

Specific details for the routine `ormtr` interface are the following:

a Holds the matrix *A* of size (*r*,*r*).
 $r = m$ if *side* = 'L'.
 $r = n$ if *side* = 'R'.

tau Holds the vector of length (*r*-1).

c Holds the matrix *C* of size (*m*,*n*).

<i>side</i>	Must be 'L' or 'R'. The default value is 'L'.
<i>uplo</i>	Must be 'U' or 'L'. The default value is 'U'.
<i>trans</i>	Must be 'N' or 'T'. The default value is 'N'.

Application Notes

For better performance, try using $lwork = n * blocksize$ for $side = 'L'$, or $lwork = m * blocksize$ for $side = 'R'$, where *blocksize* is a machine-dependent value (typically, 16 to 64) required for optimum performance of the *blocked algorithm*.

If you are in doubt how much workspace to supply, use a generous value of *lwork* for the first run or set $lwork = -1$.

If you choose the first option and set any of admissible *lwork* sizes, which is no less than the minimal value described, the routine completes the task, though probably not so fast as with a recommended workspace, and provides the recommended workspace in the first element of the corresponding array *work* on exit. Use this value ($work(1)$) for subsequent runs.

If you set $lwork = -1$, the routine returns immediately and provides the recommended workspace in the first element of the corresponding array (*work*). This operation is called a workspace query.

Note that if you set *lwork* to less than the minimal required value and not -1, the routine returns immediately with an error exit and does not provide any information on the recommended workspace.

The computed product differs from the exact product by a matrix *E* such that $\|E\|^2 = O(\epsilon) * \|C\|^2$.

The total number of floating-point operations is approximately $2 * m^2 * n$, if $side = 'L'$, or $2 * n^2 * m$, if $side = 'R'$.

The complex counterpart of this routine is [?unmtr](#).

?hetrd

Reduces a complex Hermitian matrix to tridiagonal form.

Syntax

FORTRAN 77:

```
call chetrd(uplo, n, a, lda, d, e, tau, work, lwork, info)
call zhetrd(uplo, n, a, lda, d, e, tau, work, lwork, info)
```

Fortran 95:

```
call hetrd(a, tau [,uplo] [,info])
```

Description

This routine is declared in `mkl_lapack.fi` for FORTRAN 77 interface, in `lapack.f90` for Fortran 95 interface, and in `mkl_lapack.h` for C interface.

The routine reduces a complex Hermitian matrix A to symmetric tridiagonal form T by a unitary similarity transformation: $A = Q^* T Q^H$. The unitary matrix Q is not formed explicitly but is represented as a product of $n-1$ elementary reflectors. Routines are provided to work with Q in this representation. (They are described later in this section.)

This routine calls [?latrd](#) to reduce a complex Hermitian matrix A to Hermitian tridiagonal form by a unitary similarity transformation.

Input Parameters

<code>uplo</code>	CHARACTER*1. Must be 'U' or 'L'. If <code>uplo</code> = 'U', <code>a</code> stores the upper triangular part of A . If <code>uplo</code> = 'L', <code>a</code> stores the lower triangular part of A .
<code>n</code>	INTEGER. The order of the matrix A ($n \geq 0$).
<code>a, work</code>	COMPLEX for <code>chetrd</code> DOUBLE COMPLEX for <code>zhetrd</code> . <code>a(lda,*)</code> is an array containing either upper or lower triangular part of the matrix A , as specified by <code>uplo</code> . If <code>uplo</code> = 'U', the leading n -by- n upper triangular part of <code>a</code> contains the upper triangular part of the matrix A , and the strictly lower triangular part of A is not referenced. If <code>uplo</code> = 'L',

the leading n -by- n lower triangular part of a contains the lower triangular part of the matrix A , and the strictly upper triangular part of A is not referenced.

The second dimension of a must be at least $\max(1, n)$.

$work$ is a workspace array, its dimension $\max(1, lwork)$.

lda

INTEGER. The first dimension of a ; at least $\max(1, n)$.

$lwork$

INTEGER. The size of the $work$ array ($lwork \geq n$).

If $lwork = -1$, then a workspace query is assumed; the routine only calculates the optimal size of the $work$ array, returns this value as the first entry of the $work$ array, and no error message related to $lwork$ is issued by [xerbla](#).

See *Application Notes* for the suggested value of $lwork$.

Output Parameters

a

On exit,

if $uplo = 'U'$, the diagonal and first superdiagonal of A are overwritten by the corresponding elements of the tridiagonal matrix T , and the elements above the first superdiagonal, with the array tau , represent the orthogonal matrix Q as a product of elementary reflectors;

if $uplo = 'L'$, the diagonal and first subdiagonal of A are overwritten by the corresponding elements of the tridiagonal matrix T , and the elements below the first subdiagonal, with the array tau , represent the orthogonal matrix Q as a product of elementary reflectors.

d, e

REAL for `chetrd`

DOUBLE PRECISION for `zhetrd`.

Arrays:

$d(*)$ contains the diagonal elements of the matrix T .

The dimension of d must be at least $\max(1, n)$.

$e(*)$ contains the off-diagonal elements of T .

The dimension of e must be at least $\max(1, n-1)$.

tau

COMPLEX for `chetrd` DOUBLE COMPLEX for `zhetrd`.

Array, DIMENSION at least $\max(1, n-1)$. Stores further details of the unitary matrix Q .

<code>work(1)</code>	If <code>info = 0</code> , on exit <code>work(1)</code> contains the minimum value of <code>lwork</code> required for optimum performance. Use this <code>lwork</code> for subsequent runs.
<code>info</code>	INTEGER. If <code>info = 0</code> , the execution is successful. If <code>info = -i</code> , the <i>i</i> -th parameter had an illegal value.

Fortran 95 Interface Notes

Routines in Fortran 95 interface have fewer arguments in the calling sequence than their FORTRAN 77 counterparts. For general conventions applied to skip redundant or restorable arguments, see [Fortran 95 Interface Conventions](#).

Specific details for the routine `hetrd` interface are the following:

<code>a</code>	Holds the matrix <i>A</i> of size (n, n) .
<code>tau</code>	Holds the vector of length $(n-1)$.
<code>uplo</code>	Must be 'U' or 'L'. The default value is 'U'.

Note that diagonal (*d*) and off-diagonal (*e*) elements of the matrix *T* are omitted because they are kept in the matrix *A* on exit.

Application Notes

For better performance, try using `lwork = n*blocksize`, where `blocksize` is a machine-dependent value (typically, 16 to 64) required for optimum performance of the *blocked algorithm*.

If you are in doubt how much workspace to supply, use a generous value of `lwork` for the first run or set `lwork = -1`.

If you choose the first option and set any of admissible `lwork` sizes, which is no less than the minimal value described, the routine completes the task, though probably not so fast as with a recommended workspace, and provides the recommended workspace in the first element of the corresponding array `work` on exit. Use this value (`work(1)`) for subsequent runs.

If you set `lwork = -1`, the routine returns immediately and provides the recommended workspace in the first element of the corresponding array (`work`). This operation is called a workspace query.

Note that if you set `lwork` to less than the minimal required value and not -1, the routine returns immediately with an error exit and does not provide any information on the recommended workspace.

The computed matrix T is exactly similar to a matrix $A + E$, where $\|E\|_2 = c(n) * \epsilon * \|A\|_2$, $c(n)$ is a modestly increasing function of n , and ϵ is the machine precision.

The approximate number of floating-point operations is $(16/3)n^3$.

After calling this routine, you can call the following:

`?ungtr` to form the computed matrix Q explicitly
`?unmtr` to multiply a complex matrix by Q .

The real counterpart of this routine is `?sytrd`.

?ungtr

Generates the complex unitary matrix Q determined by ?hetrd.

Syntax

FORTRAN 77:

```
call cungrtr(uplo, n, a, lda, tau, work, lwork, info)
call zungtr(uplo, n, a, lda, tau, work, lwork, info)
```

Fortran 95:

```
call ungtr(a, tau [,uplo] [,info])
```

Description

This routine is declared in `mkl_lapack.fi` for FORTRAN 77 interface, in `lapack.f90` for Fortran 95 interface, and in `mkl_lapack.h` for C interface.

The routine explicitly generates the n -by- n unitary matrix Q formed by `?hetrd` when reducing a complex Hermitian matrix A to tridiagonal form: $A = Q * T * Q^H$. Use this routine after a call to `?hetrd`.

Input Parameters

`uplo` CHARACTER*1. Must be 'U' or 'L'.
 Use the same `uplo` as supplied to `?hetrd`.

`n` INTEGER. The order of the matrix Q ($n \geq 0$).

`a, tau, work` COMPLEX for `cungrtr`

DOUBLE COMPLEX for `zungtr`.
Arrays:
`a(lda,*)` is the array `a` as returned by `?hetrd`.
The second dimension of `a` must be at least $\max(1, n)$.
`tau(*)` is the array `tau` as returned by `?hetrd`.
The dimension of `tau` must be at least $\max(1, n-1)$.
`work` is a workspace array, its dimension $\max(1, lwork)$.
`lda` INTEGER. The first dimension of `a`; at least $\max(1, n)$.
`lwork` INTEGER. The size of the `work` array ($lwork \geq n$).
If `lwork = -1`, then a workspace query is assumed; the routine only calculates the optimal size of the `work` array, returns this value as the first entry of the `work` array, and no error message related to `lwork` is issued by `xerbla`.
See *Application Notes* for the suggested value of `lwork`.

Output Parameters

`a` Overwritten by the unitary matrix Q .
`work(1)` If `info = 0`, on exit `work(1)` contains the minimum value of `lwork` required for optimum performance. Use this `lwork` for subsequent runs.
`info` INTEGER.
If `info = 0`, the execution is successful.
If `info = -i`, the i -th parameter had an illegal value.

Fortran 95 Interface Notes

Routines in Fortran 95 interface have fewer arguments in the calling sequence than their FORTRAN 77 counterparts. For general conventions applied to skip redundant or restorable arguments, see [Fortran 95 Interface Conventions](#).

Specific details for the routine `ungtr` interface are the following:

`a` Holds the matrix A of size (n, n) .
`tau` Holds the vector of length $(n-1)$.
`uplo` Must be 'U' or 'L'. The default value is 'U'.

Application Notes

For better performance, try using $lwork = (n-1)*blocksize$, where *blocksize* is a machine-dependent value (typically, 16 to 64) required for optimum performance of the *blocked algorithm*.

If it is not clear how much workspace to supply, use a generous value of *lwork* for the first run, or set $lwork = -1$.

In first case the routine completes the task, though probably not so fast as with a recommended workspace, and provides the recommended workspace in the first element of the corresponding array *work* on exit. Use this value (*work*(1)) for subsequent runs.

If $lwork = -1$, then the routine returns immediately and provides the recommended workspace in the first element of the corresponding array (*work*). This operation is called a workspace query.

Note that if *lwork* is less than the minimal required value and is not equal to -1, then the routine returns immediately with an error exit and does not provide any information on the recommended workspace.

The computed matrix *Q* differs from an exactly unitary matrix by a matrix *E* such that $\|E\|_2 = O(\epsilon)$, where ϵ is the machine precision.

The approximate number of floating-point operations is $(16/3)n^3$.

The real counterpart of this routine is [?orgtr](#).

?unmtr

Multiplies a complex matrix by the complex unitary matrix Q determined by ?hetrd.

Syntax

FORTRAN 77:

```
call cunmtr(side, uplo, trans, m, n, a, lda, tau, c, ldc, work, lwork, info)
call zunmtr(side, uplo, trans, m, n, a, lda, tau, c, ldc, work, lwork, info)
```

Fortran 95:

```
call unmtr(a, tau, c [,side] [,uplo] [,trans] [,info])
```

Description

This routine is declared in `mkl_lapack.fi` for FORTRAN 77 interface, in `lapack.f90` for Fortran 95 interface, and in `mkl_lapack.h` for C interface.

The routine multiplies a complex matrix C by Q or Q^H , where Q is the unitary matrix Q formed by `?hetrd` when reducing a complex Hermitian matrix A to tridiagonal form: $A = Q^*T^*Q^H$. Use this routine after a call to `?hetrd`.

Depending on the parameters *side* and *trans*, the routine can form one of the matrix products Q^*C , Q^H*C , $C*Q$, or $C*Q^H$ (overwriting the result on C).

Input Parameters

In the descriptions below, r denotes the order of Q :

If *side* = 'L', $r = m$; if *side* = 'R', $r = n$.

<i>side</i>	CHARACTER*1. Must be either 'L' or 'R'. If <i>side</i> = 'L', Q or Q^H is applied to C from the left. If <i>side</i> = 'R', Q or Q^H is applied to C from the right.
<i>uplo</i>	CHARACTER*1. Must be 'U' or 'L'. Use the same <i>uplo</i> as supplied to <code>?hetrd</code> .
<i>trans</i>	CHARACTER*1. Must be either 'N' or 'T'. If <i>trans</i> = 'N', the routine multiplies C by Q . If <i>trans</i> = 'T', the routine multiplies C by Q^H .
<i>m</i>	INTEGER. The number of rows in the matrix C ($m \geq 0$).
<i>n</i>	INTEGER. The number of columns in C ($n \geq 0$).
<i>a</i> , <i>c</i> , <i>tau</i> , <i>work</i>	COMPLEX for <code>cunmtr</code> DOUBLE COMPLEX for <code>zunmtr</code> . <i>a</i> (<i>lda</i> ,*) and <i>tau</i> are the arrays returned by <code>?hetrd</code> . The second dimension of <i>a</i> must be at least $\max(1, r)$. The dimension of <i>tau</i> must be at least $\max(1, r-1)$. <i>c</i> (<i>ldc</i> ,*) contains the matrix C . The second dimension of <i>c</i> must be at least $\max(1, n)$. <i>work</i> is a workspace array, its dimension $\max(1, lwork)$.
<i>lda</i>	INTEGER. The first dimension of <i>a</i> ; $lda \geq \max(1, r)$.

ldc INTEGER. The first dimension of *c*; $ldc \geq \max(1, n)$.

lwork INTEGER. The size of the *work* array. Constraints:
 $lwork \geq \max(1, n)$ if *side* = 'L';
 $lwork \geq \max(1, m)$ if *side* = 'R'.
 If *lwork* = -1, then a workspace query is assumed; the routine only calculates the optimal size of the *work* array, returns this value as the first entry of the *work* array, and no error message related to *lwork* is issued by [xerbla](#).
 See *Application Notes* for the suggested value of *lwork*.

Output Parameters

c Overwritten by the product Q^*C , $Q^H C$, C^*Q , or C^*Q^H (as specified by *side* and *trans*).

work(1) If *info* = 0, on exit *work*(1) contains the minimum value of *lwork* required for optimum performance. Use this *lwork* for subsequent runs.

info INTEGER.
 If *info* = 0, the execution is successful.
 If *info* = -*i*, the *i*-th parameter had an illegal value.

Fortran 95 Interface Notes

Routines in Fortran 95 interface have fewer arguments in the calling sequence than their FORTRAN 77 counterparts. For general conventions applied to skip redundant or restorable arguments, see [Fortran 95 Interface Conventions](#).

Specific details for the routine `unmtr` interface are the following:

a Holds the matrix *A* of size (*r*, *r*).
 $r = m$ if *side* = 'L'.
 $r = n$ if *side* = 'R'.

tau Holds the vector of length (*r*-1).

c Holds the matrix *C* of size (*m*, *n*).

side Must be 'L' or 'R'. The default value is 'L'.

uplo Must be 'U' or 'L'. The default value is 'U'.

trans Must be 'N' or 'C'. The default value is 'N'.

Application Notes

For better performance, try using $lwork = n * blocksize$ (for $side = 'L'$) or $lwork = m * blocksize$ (for $side = 'R'$) where $blocksize$ is a machine-dependent value (typically, 16 to 64) required for optimum performance of the *blocked algorithm*.

If it is not clear how much workspace to supply, use a generous value of $lwork$ for the first run, or set $lwork = -1$.

In first case the routine completes the task, though probably not so fast as with a recommended workspace, and provides the recommended workspace in the first element of the corresponding array $work$ on exit. Use this value ($work(1)$) for subsequent runs.

If $lwork = -1$, then the routine returns immediately and provides the recommended workspace in the first element of the corresponding array ($work$). This operation is called a workspace query.

Note that if $lwork$ is less than the minimal required value and is not equal to -1, then the routine returns immediately with an error exit and does not provide any information on the recommended workspace.

The computed product differs from the exact product by a matrix E such that $\|E\|_2 = O(\epsilon) * \|C\|_2$, where ϵ is the machine precision.

The total number of floating-point operations is approximately $8 * m^2 * n$ if $side = 'L'$ or $8 * n^2 * m$ if $side = 'R'$.

The real counterpart of this routine is [?ormtr](#).

?sptd

Reduces a real symmetric matrix to tridiagonal form using packed storage.

Syntax

FORTRAN 77:

```
call ssptd(uplo, n, ap, d, e, tau, info)
call dsptd(uplo, n, ap, d, e, tau, info)
```

Fortran 95:

```
call sptd(ap, tau [,uplo] [,info])
```

Description

This routine is declared in `mkl_lapack.fi` for FORTRAN 77 interface, in `lapack.f90` for Fortran 95 interface, and in `mkl_lapack.h` for C interface.

The routine reduces a packed real symmetric matrix A to symmetric tridiagonal form T by an orthogonal similarity transformation: $A = Q^* T^* Q^T$. The orthogonal matrix Q is not formed explicitly but is represented as a product of $n-1$ elementary reflectors. Routines are provided for working with Q in this representation (see *Application Notes* below).

Input Parameters

uplo CHARACTER*1. Must be 'U' or 'L'.
 If *uplo* = 'U', *ap* stores the packed upper triangle of A .
 If *uplo* = 'L', *ap* stores the packed lower triangle of A .

n INTEGER. The order of the matrix A ($n \geq 0$).

ap REAL for `ssptrd`
 DOUBLE PRECISION for `dsptrd`.
 Array, DIMENSION at least $\max(1, n(n+1)/2)$. Contains either upper or lower triangle of A (as specified by *uplo*) in packed form.

Output Parameters

ap Overwritten by the tridiagonal matrix T and details of the orthogonal matrix Q , as specified by *uplo*.

d, *e*, *tau* REAL for `ssptrd`
 DOUBLE PRECISION for `dsptrd`.
 Arrays:
d(*) contains the diagonal elements of the matrix T .
 The dimension of *d* must be at least $\max(1, n)$.
e(*) contains the off-diagonal elements of T .
 The dimension of *e* must be at least $\max(1, n-1)$.
tau(*) stores further details of the matrix Q .
 The dimension of *tau* must be at least $\max(1, n-1)$.

info INTEGER.
 If *info* = 0, the execution is successful.
 If *info* = -*i*, the *i*-th parameter had an illegal value.

Fortran 95 Interface Notes

Routines in Fortran 95 interface have fewer arguments in the calling sequence than their FORTRAN 77 counterparts. For general conventions applied to skip redundant or restorable arguments, see [Fortran 95 Interface Conventions](#).

Specific details for the routine `sptdr` interface are the following:

<code>ap</code>	Holds the array <code>A</code> of size $(n * (n+1) / 2)$.
<code>tau</code>	Holds the vector with the number of elements $n-1$.
<code>uplo</code>	Must be 'U' or 'L'. The default value is 'U'.

Note that diagonal (d) and off-diagonal (e) elements of the matrix T are omitted because they are kept in the matrix A on exit.

Application Notes

The computed matrix T is exactly similar to a matrix $A+E$, where $\|E\|_2 = c(n) * \epsilon * \|A\|_2$, $c(n)$ is a modestly increasing function of n , and ϵ is the machine precision. The approximate number of floating-point operations is $(4/3) n^3$.

After calling this routine, you can call the following:

<code>?opgtr</code>	to form the computed matrix Q explicitly
<code>?opmtr</code>	to multiply a real matrix by Q .

The complex counterpart of this routine is `?hptrd`.

?opgtr

Generates the real orthogonal matrix Q determined by ?sptdr.

Syntax

FORTRAN 77:

```
call sogpdr(uplo, n, ap, tau, q, ldq, work, info)
call dogpdr(uplo, n, ap, tau, q, ldq, work, info)
```

Fortran 95:

```
call opgtr(ap, tau, q [,uplo] [,info])
```

Description

This routine is declared in `mkl_lapack.fi` for FORTRAN 77 interface, in `lapack.f90` for Fortran 95 interface, and in `mkl_lapack.h` for C interface.

The routine explicitly generates the n -by- n orthogonal matrix Q formed by `?sptrd` when reducing a packed real symmetric matrix A to tridiagonal form: $A = Q^T T Q$. Use this routine after a call to `?sptrd`.

Input Parameters

<i>uplo</i>	CHARACTER*1. Must be 'U' or 'L'. Use the same <i>uplo</i> as supplied to <code>?sptrd</code> .
<i>n</i>	INTEGER. The order of the matrix Q ($n \geq 0$).
<i>ap, tau</i>	REAL for <code>sopgtr</code> DOUBLE PRECISION for <code>dopgtr</code> . Arrays <i>ap</i> and <i>tau</i> , as returned by <code>?sptrd</code> . The dimension of <i>ap</i> must be at least $\max(1, n(n+1)/2)$. The dimension of <i>tau</i> must be at least $\max(1, n-1)$.
<i>ldq</i>	INTEGER. The first dimension of the output array q_i at least $\max(1, n)$.
<i>work</i>	REAL for <code>sopgtr</code> DOUBLE PRECISION for <code>dopgtr</code> . Workspace array, DIMENSION at least $\max(1, n-1)$.

Output Parameters

<i>q</i>	REAL for <code>sopgtr</code> DOUBLE PRECISION for <code>dopgtr</code> . Array, DIMENSION (<i>ldq</i> , *). Contains the computed matrix Q . The second dimension of <i>q</i> must be at least $\max(1, n)$.
<i>info</i>	INTEGER. If <i>info</i> = 0, the execution is successful. If <i>info</i> = - <i>i</i> , the <i>i</i> -th parameter had an illegal value.

Fortran 95 Interface Notes

Routines in Fortran 95 interface have fewer arguments in the calling sequence than their FORTRAN 77 counterparts. For general conventions applied to skip redundant or restorable arguments, see [Fortran 95 Interface Conventions](#).

Specific details for the routine `opgtr` interface are the following:

<code>ap</code>	Holds the array A of size $(n * (n+1) / 2)$.
<code>tau</code>	Holds the vector with the number of elements $n - 1$.
<code>q</code>	Holds the matrix Q of size (n, n) .
<code>uplo</code>	Must be 'U' or 'L'. The default value is 'U'.

Application Notes

The computed matrix Q differs from an exactly orthogonal matrix by a matrix E such that $\|E\|_2 = O(\epsilon)$, where ϵ is the machine precision.

The approximate number of floating-point operations is $(4/3)n^3$.

The complex counterpart of this routine is [?upgtr](#).

?opmtr

Multiplies a real matrix by the real orthogonal matrix Q determined by ?sptrd.

Syntax

FORTRAN 77:

```
call sopmtr(side, uplo, trans, m, n, ap, tau, c, ldc, work, info)
call dopmtr(side, uplo, trans, m, n, ap, tau, c, ldc, work, info)
```

Fortran 95:

```
call opmtr(ap, tau, c [,side] [,uplo] [,trans] [,info])
```

Description

This routine is declared in `mk1_lapack.fi` for FORTRAN 77 interface, in `lapack.f90` for Fortran 95 interface, and in `mk1_lapack.h` for C interface.

The routine multiplies a real matrix c by Q or Q^T , where Q is the orthogonal matrix Q formed by `?sptdr` when reducing a packed real symmetric matrix A to tridiagonal form: $A = Q^T T Q^T$. Use this routine after a call to `?sptdr`.

Depending on the parameters *side* and *trans*, the routine can form one of the matrix products $Q^T C$, $Q^T C$, $C^T Q$, or $C^T Q^T$ (overwriting the result on c).

Input Parameters

In the descriptions below, r denotes the order of Q :

If *side* = 'L', $r = m$; if *side* = 'R', $r = n$.

<i>side</i>	CHARACTER*1. Must be either 'L' or 'R'. If <i>side</i> = 'L', Q or Q^T is applied to c from the left. If <i>side</i> = 'R', Q or Q^T is applied to c from the right.
<i>uplo</i>	CHARACTER*1. Must be 'U' or 'L'. Use the same <i>uplo</i> as supplied to <code>?sptdr</code> .
<i>trans</i>	CHARACTER*1. Must be either 'N' or 'T'. If <i>trans</i> = 'N', the routine multiplies c by Q . If <i>trans</i> = 'T', the routine multiplies c by Q^T .
<i>m</i>	INTEGER. The number of rows in the matrix c ($m \geq 0$).
<i>n</i>	INTEGER. The number of columns in c ($n \geq 0$).
<i>ap</i> , <i>tau</i> , <i>c</i> , <i>work</i>	REAL for <code>sopmtr</code> DOUBLE PRECISION for <code>dopmtr</code> . <i>ap</i> and <i>tau</i> are the arrays returned by <code>?sptdr</code> . The dimension of <i>ap</i> must be at least $\max(1, r(r+1)/2)$. The dimension of <i>tau</i> must be at least $\max(1, r-1)$. <i>c(ldc,*)</i> contains the matrix c . The second dimension of c must be at least $\max(1, n)$. <i>work(*)</i> is a workspace array. The dimension of <i>work</i> must be at least $\max(1, n)$ if <i>side</i> = 'L'; $\max(1, m)$ if <i>side</i> = 'R'.
<i>ldc</i>	INTEGER. The first dimension of c ; $ldc \geq \max(1, n)$.

Output Parameters

<i>c</i>	Overwritten by the product Q^*C , $Q^{T*}C$, C^*Q , or C^*Q^T (as specified by <i>side</i> and <i>trans</i>).
<i>info</i>	INTEGER. If <i>info</i> = 0, the execution is successful. If <i>info</i> = - <i>i</i> , the <i>i</i> -th parameter had an illegal value.

Fortran 95 Interface Notes

Routines in Fortran 95 interface have fewer arguments in the calling sequence than their FORTRAN 77 counterparts. For general conventions applied to skip redundant or restorable arguments, see [Fortran 95 Interface Conventions](#).

Specific details for the routine `opmtr` interface are the following:

<i>ap</i>	Holds the array <i>A</i> of size $(r*(r+1)/2)$, where $r = m$ if <i>side</i> = 'L'. $r = n$ if <i>side</i> = 'R'.
<i>tau</i>	Holds the vector with the number of elements $r - 1$.
<i>c</i>	Holds the matrix <i>C</i> of size (m,n) .
<i>side</i>	Must be 'L' or 'R'. The default value is 'L'.
<i>uplo</i>	Must be 'U' or 'L'. The default value is 'U'.
<i>trans</i>	Must be 'N', 'C', or 'T'. The default value is 'N'.

Application Notes

The computed product differs from the exact product by a matrix *E* such that $\|E\|_2 = O(\varepsilon) \|C\|_2$, where ε is the machine precision.

The total number of floating-point operations is approximately $2*m^2*n$ if *side* = 'L', or $2*n^2*m$ if *side* = 'R'.

The complex counterpart of this routine is `?upmtr`.

?hptrd

Reduces a complex Hermitian matrix to tridiagonal form using packed storage.

Syntax

FORTRAN 77:

```
call chptrd(uplo, n, ap, d, e, tau, info)
call zhptrd(uplo, n, ap, d, e, tau, info)
```

Fortran 95:

```
call hptrd(ap, tau [,uplo] [,info])
```

Description

This routine is declared in `mkl_lapack.fi` for FORTRAN 77 interface, in `lapack.f90` for Fortran 95 interface, and in `mkl_lapack.h` for C interface.

The routine reduces a packed complex Hermitian matrix A to symmetric tridiagonal form T by a unitary similarity transformation: $A = Q^* T Q^H$. The unitary matrix Q is not formed explicitly but is represented as a product of $n-1$ elementary reflectors. Routines are provided for working with Q in this representation (see *Application Notes* below).

Input Parameters

<i>uplo</i>	CHARACTER*1. Must be 'U' or 'L'. If <i>uplo</i> = 'U', <i>ap</i> stores the packed upper triangle of A . If <i>uplo</i> = 'L', <i>ap</i> stores the packed lower triangle of A .
<i>n</i>	INTEGER. The order of the matrix A ($n \geq 0$).
<i>ap</i>	COMPLEX for <code>chptrd</code> DOUBLE COMPLEX for <code>zhptrd</code> . Array, DIMENSION at least $\max(1, n(n+1)/2)$. Contains either upper or lower triangle of A (as specified by <i>uplo</i>) in packed form.

Output Parameters

<i>ap</i>	Overwritten by the tridiagonal matrix T and details of the orthogonal matrix Q , as specified by <i>uplo</i> .
-----------	--

<i>d</i> , <i>e</i>	<p>REAL for <code>chptrd</code> DOUBLE PRECISION for <code>zhptrd</code>.</p> <p>Arrays: <i>d</i>(*) contains the diagonal elements of the matrix <i>T</i>. The dimension of <i>d</i> must be at least $\max(1, n)$. <i>e</i>(*) contains the off-diagonal elements of <i>T</i>. The dimension of <i>e</i> must be at least $\max(1, n-1)$.</p>
<i>tau</i>	<p>COMPLEX for <code>chptrd</code> DOUBLE COMPLEX for <code>zhptrd</code>.</p> <p>Arrays, DIMENSION at least $\max(1, n-1)$. Contains further details of the orthogonal matrix <i>Q</i>.</p>
<i>info</i>	<p>INTEGER.</p> <p>If <i>info</i> = 0, the execution is successful. If <i>info</i> = -<i>i</i>, the <i>i</i>-th parameter had an illegal value.</p>

Fortran 95 Interface Notes

Routines in Fortran 95 interface have fewer arguments in the calling sequence than their FORTRAN 77 counterparts. For general conventions applied to skip redundant or restorable arguments, see [Fortran 95 Interface Conventions](#).

Specific details for the routine `hptrd` interface are the following:

<i>ap</i>	Holds the array <i>A</i> of size $(n * (n+1) / 2)$.
<i>tau</i>	Holds the vector with the number of elements $n - 1$.
<i>uplo</i>	Must be 'U' or 'L'. The default value is 'U'.

Note that diagonal (*d*) and off-diagonal (*e*) elements of the matrix *T* are omitted because they are kept in the matrix *A* on exit.

Application Notes

The computed matrix *T* is exactly similar to a matrix $A + E$, where $\|E\|_2 = c(n) * \epsilon * \|A\|_2$, $c(n)$ is a modestly increasing function of n , and ϵ is the machine precision.

The approximate number of floating-point operations is $(16/3) n^3$.

After calling this routine, you can call the following:

<code>?upgtr</code>	to form the computed matrix <i>Q</i> explicitly
<code>?upmtr</code>	to multiply a complex matrix by <i>Q</i> .

The real counterpart of this routine is [?sptdr](#).

[?upgtr](#)

Generates the complex unitary matrix Q determined by [?hptrd](#).

Syntax

FORTRAN 77:

```
call cupgtr(uplo, n, ap, tau, q, ldq, work, info)
call zupgtr(uplo, n, ap, tau, q, ldq, work, info)
```

Fortran 95:

```
call upgtr(ap, tau, q [,uplo] [,info])
```

Description

This routine is declared in `mkl_lapack.fi` for FORTRAN 77 interface, in `lapack.f90` for Fortran 95 interface, and in `mkl_lapack.h` for C interface.

The routine explicitly generates the n -by- n unitary matrix Q formed by [?hptrd](#) when reducing a packed complex Hermitian matrix A to tridiagonal form: $A = Q^* T Q^H$. Use this routine after a call to [?hptrd](#).

Input Parameters

<i>uplo</i>	CHARACTER*1. Must be 'U' or 'L'. Use the same <i>uplo</i> as supplied to ?hptrd .
<i>n</i>	INTEGER. The order of the matrix Q ($n \geq 0$).
<i>ap, tau</i>	COMPLEX for cupgtr DOUBLE COMPLEX for zupgtr . Arrays <i>ap</i> and <i>tau</i> , as returned by ?hptrd . The dimension of <i>ap</i> must be at least $\max(1, n(n+1)/2)$. The dimension of <i>tau</i> must be at least $\max(1, n-1)$.
<i>ldq</i>	INTEGER. The first dimension of the output array <i>q</i> ; at least $\max(1, n)$.
<i>work</i>	COMPLEX for cupgtr DOUBLE COMPLEX for zupgtr .

Workspace array, DIMENSION at least $\max(1, n-1)$.

Output Parameters

<i>q</i>	COMPLEX for cupgtr DOUBLE COMPLEX for zupgtr. Array, DIMENSION (<i>ldq</i> , *). Contains the computed matrix <i>Q</i> . The second dimension of <i>q</i> must be at least $\max(1, n)$.
<i>info</i>	INTEGER. If <i>info</i> = 0, the execution is successful. If <i>info</i> = - <i>i</i> , the <i>i</i> -th parameter had an illegal value.

Fortran 95 Interface Notes

Routines in Fortran 95 interface have fewer arguments in the calling sequence than their FORTRAN 77 counterparts. For general conventions applied to skip redundant or restorable arguments, see [Fortran 95 Interface Conventions](#).

Specific details for the routine upgtr interface are the following:

<i>ap</i>	Holds the array <i>A</i> of size $(n*(n+1)/2)$.
<i>tau</i>	Holds the vector with the number of elements $n - 1$.
<i>q</i>	Holds the matrix <i>Q</i> of size (n, n) .
<i>uplo</i>	Must be 'U' or 'L'. The default value is 'U'.

Application Notes

The computed matrix *Q* differs from an exactly orthogonal matrix by a matrix *E* such that $\|E\|_2 = O(\epsilon)$, where ϵ is the machine precision.

The approximate number of floating-point operations is $(16/3)n^3$.

The real counterpart of this routine is [?opgtr](#).

?upmtr

Multiplies a complex matrix by the unitary matrix Q determined by ?hptrd.

Syntax

FORTRAN 77:

```
call cupmtr(side, uplo, trans, m, n, ap, tau, c, ldc, work, info)
call zupmtr(side, uplo, trans, m, n, ap, tau, c, ldc, work, info)
```

Fortran 95:

```
call upmtr(ap, tau, c [,side] [,uplo] [,trans] [,info])
```

Description

This routine is declared in `mkl_lapack.fi` for FORTRAN 77 interface, in `lapack.f90` for Fortran 95 interface, and in `mkl_lapack.h` for C interface.

The routine multiplies a complex matrix C by Q or Q^H , where Q is the unitary matrix formed by `?hptrd` when reducing a packed complex Hermitian matrix A to tridiagonal form: $A = Q^* T^* Q^H$. Use this routine after a call to `?hptrd`.

Depending on the parameters `side` and `trans`, the routine can form one of the matrix products Q^*C , $Q^H C$, C^*Q , or C^*Q^H (overwriting the result on C).

Input Parameters

In the descriptions below, r denotes the order of Q :

If `side = 'L'`, $r = m$; if `side = 'R'`, $r = n$.

<code>side</code>	CHARACTER*1. Must be either 'L' or 'R'. If <code>side = 'L'</code> , Q or Q^H is applied to C from the left. If <code>side = 'R'</code> , Q or Q^H is applied to C from the right.
<code>uplo</code>	CHARACTER*1. Must be 'U' or 'L'. Use the same <code>uplo</code> as supplied to <code>?hptrd</code> .
<code>trans</code>	CHARACTER*1. Must be either 'N' or 'T'. If <code>trans = 'N'</code> , the routine multiplies C by Q . If <code>trans = 'T'</code> , the routine multiplies C by Q^H .

<i>m</i>	INTEGER. The number of rows in the matrix <i>c</i> ($m \geq 0$).
<i>n</i>	INTEGER. The number of columns in <i>c</i> ($n \geq 0$).
<i>ap</i> , <i>tau</i> , <i>c</i> ,	COMPLEX for <code>cupmtr</code> DOUBLE COMPLEX for <code>zupmtr</code> . <i>ap</i> and <i>tau</i> are the arrays returned by <code>?hptrd</code> . The dimension of <i>ap</i> must be at least $\max(1, r(r+1)/2)$. The dimension of <i>tau</i> must be at least $\max(1, r-1)$. <i>c(ldc,*)</i> contains the matrix <i>c</i> . The second dimension of <i>c</i> must be at least $\max(1, n)$ <i>work(*)</i> is a workspace array. The dimension of <i>work</i> must be at least $\max(1, n)$ if <i>side</i> = 'L'; $\max(1, m)$ if <i>side</i> = 'R'.
<i>ldc</i>	INTEGER. The first dimension of <i>c</i> ; $ldc \geq \max(1, n)$.

Output Parameters

<i>c</i>	Overwritten by the product Q^*C , Q^H*C , $C*Q$, or $C*Q^H$ (as specified by <i>side</i> and <i>trans</i>).
<i>info</i>	INTEGER. If <i>info</i> = 0, the execution is successful. If <i>info</i> = - <i>i</i> , the <i>i</i> -th parameter had an illegal value.

Fortran 95 Interface Notes

Routines in Fortran 95 interface have fewer arguments in the calling sequence than their FORTRAN 77 counterparts. For general conventions applied to skip redundant or restorable arguments, see [Fortran 95 Interface Conventions](#).

Specific details for the routine `upmtr` interface are the following:

<i>ap</i>	Holds the array <i>A</i> of size $(r*(r+1)/2)$, where $r = m$ if <i>side</i> = 'L'. $r = n$ if <i>side</i> = 'R'.
<i>tau</i>	Holds the vector with the number of elements $n - 1$.
<i>c</i>	Holds the matrix <i>C</i> of size (m,n) .
<i>side</i>	Must be 'L' or 'R'. The default value is 'L'.

uplo Must be 'U' or 'L'. The default value is 'U'.
trans Must be 'N' or 'C'. The default value is 'N'.

Application Notes

The computed product differs from the exact product by a matrix E such that $\|E\|_2 = O(\varepsilon) * \|C\|_2$, where ε is the machine precision.

The total number of floating-point operations is approximately $8*m^2*n$ if *side* = 'L' or $8*n^2*m$ if *side* = 'R'.

The real counterpart of this routine is [?opmtr](#).

?sbtrd

Reduces a real symmetric band matrix to tridiagonal form.

Syntax

FORTRAN 77:

```
call ssbtrd(vect, uplo, n, kd, ab, ldab, d, e, q, ldq, work, info)
call dsbtrd(vect, uplo, n, kd, ab, ldab, d, e, q, ldq, work, info)
```

Fortran 95:

```
call sbtrd(ab[, q] [, vect] [, uplo] [, info])
```

Description

This routine is declared in `mkl_lapack.fi` for FORTRAN 77 interface, in `lapack.f90` for Fortran 95 interface, and in `mkl_lapack.h` for C interface.

The routine reduces a real symmetric band matrix A to symmetric tridiagonal form T by an orthogonal similarity transformation: $A = Q * T * Q^T$. The orthogonal matrix Q is determined as a product of Givens rotations.

If required, the routine can also form the matrix Q explicitly.

Input Parameters

vect CHARACTER*1. Must be 'V' or 'N'.
 If *vect* = 'V', the routine returns the explicit matrix Q .

	If <i>vect</i> = 'N', the routine does not return <i>q</i> .
<i>uplo</i>	CHARACTER*1. Must be 'U' or 'L'. If <i>uplo</i> = 'U', <i>ab</i> stores the upper triangular part of <i>A</i> . If <i>uplo</i> = 'L', <i>ab</i> stores the lower triangular part of <i>A</i> .
<i>n</i>	INTEGER. The order of the matrix <i>A</i> ($n \geq 0$).
<i>kd</i>	INTEGER. The number of super- or sub-diagonals in <i>A</i> ($kd \geq 0$).
<i>ab, work</i>	REAL for ssbtrd DOUBLE PRECISION for dsbtrd. <i>ab</i> (<i>ldab</i> ,*) is an array containing either upper or lower triangular part of the matrix <i>A</i> (as specified by <i>uplo</i>) in band storage format. The second dimension of <i>ab</i> must be at least $\max(1, n)$. <i>work</i> (*) is a workspace array. The dimension of <i>work</i> must be at least $\max(1, n)$.
<i>ldab</i>	INTEGER. The first dimension of <i>ab</i> ; at least $kd+1$.
<i>ldq</i>	INTEGER. The first dimension of <i>q</i> . Constraints: $ldq \geq \max(1, n)$ if <i>vect</i> = 'V'; $ldq \geq 1$ if <i>vect</i> = 'N'.

Output Parameters

<i>ab</i>	On exit, the diagonal elements of the array <i>ab</i> are overwritten by the diagonal elements of the tridiagonal matrix <i>T</i> . If $kd > 0$, the elements on the first superdiagonal (if <i>uplo</i> = 'U') or the first subdiagonal (if <i>uplo</i> = 'L') are overwritten by the off-diagonal elements of <i>T</i> . The rest of <i>ab</i> is overwritten by values generated during the reduction.
<i>d, e, q</i>	REAL for ssbtrd DOUBLE PRECISION for dsbtrd. Arrays: <i>d</i> (*) contains the diagonal elements of the matrix <i>T</i> . The dimension of <i>d</i> must be at least $\max(1, n)$. <i>e</i> (*) contains the off-diagonal elements of <i>T</i> . The dimension of <i>e</i> must be at least $\max(1, n-1)$.

$q(ldq, *)$ is not referenced if $vect = 'N'$.

If $vect = 'V'$, q contains the n -by- n matrix Q .

The second dimension of q must be:

at least $\max(1, n)$ if $vect = 'V'$;

at least 1 if $vect = 'N'$.

info

INTEGER.

If $info = 0$, the execution is successful.

If $info = -i$, the i -th parameter had an illegal value.

Fortran 95 Interface Notes

Routines in Fortran 95 interface have fewer arguments in the calling sequence than their FORTRAN 77 counterparts. For general conventions applied to skip redundant or restorable arguments, see [Fortran 95 Interface Conventions](#).

Specific details for the routine `sbtrd` interface are the following:

<i>ab</i>	Holds the array A of size $(kd+1, n)$.
<i>q</i>	Holds the matrix Q of size (n, n) .
<i>uplo</i>	Must be 'U' or 'L'. The default value is 'U'.
<i>vect</i>	If omitted, this argument is restored based on the presence of argument q as follows: $vect = 'V'$, if q is present, $vect = 'N'$, if q is omitted. If present, $vect$ must be equal to 'V' or 'U' and the argument q must also be present. Note that there will be an error condition if $vect$ is present and q omitted.

Note that diagonal (d) and off-diagonal (e) elements of the matrix T are omitted because they are kept in the matrix A on exit.

Application Notes

The computed matrix T is exactly similar to a matrix $A+E$, where $\|E\|_2 = c(n) * \epsilon * \|A\|_2$, $c(n)$ is a modestly increasing function of n , and ϵ is the machine precision. The computed matrix Q differs from an exactly orthogonal matrix by a matrix E such that $\|E\|_2 = O(\epsilon)$.

The total number of floating-point operations is approximately $6n^2 * kd$ if $vect = 'N'$, with $3n^3 * (kd-1) / kd$ additional operations if $vect = 'V'$.

The complex counterpart of this routine is [?hbtrd](#).

?hbtrd

Reduces a complex Hermitian band matrix to tridiagonal form.

Syntax

FORTRAN 77:

```
call chbtrd(vect, uplo, n, kd, ab, ldab, d, e, q, ldq, work, info)
call zhbtrd(vect, uplo, n, kd, ab, ldab, d, e, q, ldq, work, info)
```

Fortran 95:

```
call hbtrd(ab [, q] [, vect] [, uplo] [, info])
```

Description

This routine is declared in `mkl_lapack.fi` for FORTRAN 77 interface, in `lapack.f90` for Fortran 95 interface, and in `mkl_lapack.h` for C interface.

The routine reduces a complex Hermitian band matrix A to symmetric tridiagonal form T by a unitary similarity transformation: $A = Q^* T Q^H$. The unitary matrix Q is determined as a product of Givens rotations.

If required, the routine can also form the matrix Q explicitly.

Input Parameters

<code>vect</code>	CHARACTER*1. Must be 'V' or 'N'. If <code>vect</code> = 'V', the routine returns the explicit matrix Q . If <code>vect</code> = 'N', the routine does not return Q .
<code>uplo</code>	CHARACTER*1. Must be 'U' or 'L'. If <code>uplo</code> = 'U', <code>ab</code> stores the upper triangular part of A . If <code>uplo</code> = 'L', <code>ab</code> stores the lower triangular part of A .
<code>n</code>	INTEGER. The order of the matrix A ($n \geq 0$).
<code>kd</code>	INTEGER. The number of super- or sub-diagonals in A ($kd \geq 0$).
<code>ab, work</code>	COMPLEX for <code>chbtrd</code> DOUBLE COMPLEX for <code>zhbtrd</code> .

ab (*ldab*,*) is an array containing either upper or lower triangular part of the matrix *A* (as specified by *uplo*) in band storage format.

The second dimension of *ab* must be at least $\max(1, n)$.

work(*) is a workspace array.

The dimension of *work* must be at least $\max(1, n)$.

ldab

INTEGER. The first dimension of *ab*; at least $kd+1$.

ldq

INTEGER. The first dimension of *q*. Constraints:

$ldq \geq \max(1, n)$ if *vect* = 'V';

$ldq \geq 1$ if *vect* = 'N'.

Output Parameters

ab

On exit, the diagonal elements of the array *ab* are overwritten by the diagonal elements of the tridiagonal matrix *T*. If $kd > 0$, the elements on the first superdiagonal (if *uplo* = 'U') or the first subdiagonal (if *uplo* = 'L') are overwritten by the off-diagonal elements of *T*. The rest of *ab* is overwritten by values generated during the reduction.

d, *e*

REAL for *chbtrd*

DOUBLE PRECISION for *zhbtrd*.

Arrays:

d(*) contains the diagonal elements of the matrix *T*.

The dimension of *d* must be at least $\max(1, n)$.

e(*) contains the off-diagonal elements of *T*.

The dimension of *e* must be at least $\max(1, n-1)$.

q

COMPLEX for *chbtrd*

DOUBLE COMPLEX for *zhbtrd*.

Array, DIMENSION (*ldq*,*).

If *vect* = 'N', *q* is not referenced.

If *vect* = 'V', *q* contains the *n*-by-*n* matrix *Q*.

The second dimension of *q* must be:

at least $\max(1, n)$ if *vect* = 'V';

at least 1 if *vect* = 'N'.

info

INTEGER.

If *info* = 0, the execution is successful.

If $info = -i$, the i th parameter had an illegal value.

Fortran 95 Interface Notes

Routines in Fortran 95 interface have fewer arguments in the calling sequence than their FORTRAN 77 counterparts. For general conventions applied to skip redundant or restorable arguments, see [Fortran 95 Interface Conventions](#).

Specific details for the routine `hbtrd` interface are the following:

<i>ab</i>	Holds the array A of size $(kd+1, n)$.
<i>q</i>	Holds the matrix Q of size (n, n) .
<i>uplo</i>	Must be 'U' or 'L'. The default value is 'U'.
<i>vect</i>	If omitted, this argument is restored based on the presence of argument q as follows: $vect = 'V'$, if q is present, $vect = 'N'$, if q is omitted. If present, $vect$ must be equal to 'V' or 'U' and the argument q must also be present. Note that there will be an error condition if $vect$ is present and q omitted.

Note that diagonal (d) and off-diagonal (e) elements of the matrix T are omitted because they are kept in the matrix A on exit.

Application Notes

The computed matrix T is exactly similar to a matrix $A + E$, where $\|E\|_2 = c(n) * \epsilon * \|A\|_2$, $c(n)$ is a modestly increasing function of n , and ϵ is the machine precision. The computed matrix Q differs from an exactly unitary matrix by a matrix E such that $\|E\|_2 = O(\epsilon)$.

The total number of floating-point operations is approximately $20n^2 * kd$ if $vect = 'N'$, with $10n^3 * (kd-1) / kd$ additional operations if $vect = 'V'$.

The real counterpart of this routine is [?sbtrd](#).

?sterf

Computes all eigenvalues of a real symmetric tridiagonal matrix using QR algorithm.

Syntax

FORTRAN 77:

```
call ssterf(n, d, e, info)
call dsterf(n, d, e, info)
```

Fortran 95:

```
call sterf(d, e [,info])
```

Description

This routine is declared in `mkl_lapack.fi` for FORTRAN 77 interface, in `lapack.f90` for Fortran 95 interface, and in `mkl_lapack.h` for C interface.

The routine computes all the eigenvalues of a real symmetric tridiagonal matrix T (which can be obtained by reducing a symmetric or Hermitian matrix to tridiagonal form). The routine uses a square-root-free variant of the *QR* algorithm.

If you need not only the eigenvalues but also the eigenvectors, call [?stegr](#).

Input Parameters

n INTEGER. The order of the matrix T ($n \geq 0$).

d, e REAL for `ssterf`
DOUBLE PRECISION for `dsterf`.

Arrays:

$d(*)$ contains the diagonal elements of T .
The dimension of d must be at least $\max(1, n)$.

$e(*)$ contains the off-diagonal elements of T .
The dimension of e must be at least $\max(1, n-1)$.

Output Parameters

d The n eigenvalues in ascending order, unless `info` > 0.
See also `info`.

e On exit, the array is overwritten; see *info*.
info INTEGER.
 If *info* = 0, the execution is successful.
 If *info* = *i*, the algorithm failed to find all the eigenvalues after 30*n* iterations:
i off-diagonal elements have not converged to zero. On exit, *d* and *e* contain, respectively, the diagonal and off-diagonal elements of a tridiagonal matrix orthogonally similar to *T*.
 If *info* = -*i*, the *i*-th parameter had an illegal value.

Fortran 95 Interface Notes

Routines in Fortran 95 interface have fewer arguments in the calling sequence than their FORTRAN 77 counterparts. For general conventions applied to skip redundant or restorable arguments, see [Fortran 95 Interface Conventions](#).

Specific details for the routine `sterf` interface are the following:

d Holds the vector of length *n*.
e Holds the vector of length (*n*-1).

Application Notes

The computed eigenvalues and eigenvectors are exact for a matrix $T+E$ such that $\|E\|_2 = O(\epsilon) * \|T\|_2$, where ϵ is the machine precision.

If λ_i is an exact eigenvalue, and m_i is the corresponding computed value, then

$$|\mu_i - \lambda_i| \leq c(n) * \epsilon * \|T\|_2$$

where $c(n)$ is a modestly increasing function of *n*.

The total number of floating-point operations depends on how rapidly the algorithm converges. Typically, it is about $14n^2$.

?steqr

Computes all eigenvalues and eigenvectors of a symmetric or Hermitian matrix reduced to tridiagonal form (QR algorithm).

Syntax

FORTRAN 77:

```
call ssteqr(compz, n, d, e, z, ldz, work, info)
call dsteqr(compz, n, d, e, z, ldz, work, info)
call csteqr(compz, n, d, e, z, ldz, work, info)
call zsteqr(compz, n, d, e, z, ldz, work, info)
```

Fortran 95:

```
call rsteqr(d, e [,z] [,compz] [,info])
call steqr(d, e [,z] [,compz] [,info])
```

Description

This routine is declared in `mkl_lapack.fi` for FORTRAN 77 interface, in `lapack.f90` for Fortran 95 interface, and in `mkl_lapack.h` for C interface.

The routine computes all the eigenvalues and (optionally) all the eigenvectors of a real symmetric tridiagonal matrix T . In other words, the routine can compute the spectral factorization: $T = Z^* \Lambda Z^T$. Here Λ is a diagonal matrix whose diagonal elements are the eigenvalues λ_i ; Z is an orthogonal matrix whose columns are eigenvectors. Thus,

$$T^* z_i = \lambda_i^* z_i \text{ for } i = 1, 2, \dots, n.$$

The routine normalizes the eigenvectors so that $\|z_i\|_2 = 1$.

You can also use the routine for computing the eigenvalues and eigenvectors of an arbitrary real symmetric (or complex Hermitian) matrix A reduced to tridiagonal form T : $A = Q^* T^* Q^H$.

In this case, the spectral factorization is as follows: $A = Q^* T^* Q^H = (Q^* Z) \Lambda (Q^* Z)^H$. Before calling ?steqr, you must reduce A to tridiagonal form and generate the explicit matrix Q by calling the following routines:

	for real matrices:	for complex matrices:
full storage	?sytrd, ?orgtr	?hetrd, ?ungtr
packed storage	?sptrd, ?opgtr	?hptrd, ?upgtr
band storage	?sbtrd (<i>vect</i> ='V')	?hbtrd (<i>vect</i> ='V')

If you need eigenvalues only, it's more efficient to call [?sterf](#). If T is positive-definite, [?pteqr](#) can compute small eigenvalues more accurately than [?steqr](#).

To solve the problem by a single call, use one of the divide and conquer routines [?stevd](#), [?syevd](#), [?spevd](#), or [?sbevd](#) for real symmetric matrices or [?heevd](#), [?hpevd](#), or [?hbevd](#) for complex Hermitian matrices.

Input Parameters

<i>compz</i>	<p>CHARACTER*1. Must be 'N' or 'I' or 'V'.</p> <p>If <i>compz</i> = 'N', the routine computes eigenvalues only.</p> <p>If <i>compz</i> = 'I', the routine computes the eigenvalues and eigenvectors of the tridiagonal matrix T.</p> <p>If <i>compz</i> = 'V', the routine computes the eigenvalues and eigenvectors of A (and the array z must contain the matrix Q on entry).</p>
<i>n</i>	<p>INTEGER. The order of the matrix T ($n \geq 0$).</p>
<i>d</i> , <i>e</i> , <i>work</i>	<p>REAL for single-precision flavors</p> <p>DOUBLE PRECISION for double-precision flavors.</p> <p>Arrays:</p> <p><i>d</i>(*) contains the diagonal elements of T.</p> <p>The dimension of <i>d</i> must be at least $\max(1, n)$.</p> <p><i>e</i>(*) contains the off-diagonal elements of T.</p> <p>The dimension of <i>e</i> must be at least $\max(1, n-1)$.</p> <p><i>work</i>(*) is a workspace array.</p> <p>The dimension of <i>work</i> must be:</p> <p>at least 1 if <i>compz</i> = 'N';</p> <p>at least $\max(1, 2*n-2)$ if <i>compz</i> = 'V' or 'I'.</p>
<i>z</i>	<p>REAL for ssteqr</p> <p>DOUBLE PRECISION for dsteqr</p>

COMPLEX for `csteqr`
 DOUBLE COMPLEX for `zsteqr`.
 Array, DIMENSION (ldz , *)
 If $compz = 'N'$ or $'I'$, z need not be set.
 If $vect = 'V'$, z must contain the n -by- n matrix Q .
 The second dimension of z must be:
 at least 1 if $compz = 'N'$;
 at least $\max(1, n)$ if $compz = 'V'$ or $'I'$.
 $work$ ($lwork$) is a workspace array.
 ldz INTEGER. The first dimension of z . Constraints:
 $ldz \geq 1$ if $compz = 'N'$;
 $ldz \geq \max(1, n)$ if $compz = 'V'$ or $'I'$.

Output Parameters

d The n eigenvalues in ascending order, unless $info > 0$.
 See also $info$.
 e On exit, the array is overwritten; see $info$.
 z If $info = 0$, contains the n orthonormal eigenvectors,
 stored by columns. (The i -th column corresponds to the
 i th eigenvalue.)
 $info$ INTEGER.
 If $info = 0$, the execution is successful.
 If $info = i$, the algorithm failed to find all the eigenvalues
 after $30n$ iterations: i off-diagonal elements have not
 converged to zero. On exit, d and e contain, respectively,
 the diagonal and off-diagonal elements of a tridiagonal
 matrix orthogonally similar to T .
 If $info = -i$, the i -th parameter had an illegal value.

Fortran 95 Interface Notes

Routines in Fortran 95 interface have fewer arguments in the calling sequence than their FORTRAN 77 counterparts. For general conventions applied to skip redundant or restorable arguments, see [Fortran 95 Interface Conventions](#).

Specific details for the routine `steqr` interface are the following:

d Holds the vector of length n .

<i>e</i>	Holds the vector of length $(n-1)$.
<i>z</i>	Holds the matrix <i>z</i> of size (n, n) .
<i>compz</i>	<p>If omitted, this argument is restored based on the presence of argument <i>z</i> as follows:</p> <p><i>compz</i> = 'I', if <i>z</i> is present, <i>compz</i> = 'N', if <i>z</i> is omitted.</p> <p>If present, <i>compz</i> must be equal to 'I' or 'V' and the argument <i>z</i> must also be present. Note that there will be an error condition if <i>compz</i> is present and <i>z</i> omitted.</p> <p>Note that two variants of Fortran 95 interface for <i>steqr</i> routine are needed because of an ambiguous choice between real and complex cases appear when <i>z</i> is omitted. Thus, the name <i>rsteqr</i> is used in real cases (single or double precision), and the name <i>steqr</i> is used in complex cases (single or double precision).</p>

Application Notes

The computed eigenvalues and eigenvectors are exact for a matrix $T+E$ such that $\|E\|_2 = O(\epsilon) * \|T\|_2$, where ϵ is the machine precision.

If λ_i is an exact eigenvalue, and μ_i is the corresponding computed value, then

$$|\mu_i - \lambda_i| \leq c(n) * \epsilon * \|T\|_2$$

where $c(n)$ is a modestly increasing function of n .

If z_i is the corresponding exact eigenvector, and w_i is the corresponding computed vector, then the angle $\theta(z_i, w_i)$ between them is bounded as follows:

$$\theta(z_i, w_i) \leq c(n) * \epsilon * \|T\|_2 / \min_{i \neq j} |\lambda_i - \lambda_j|.$$

The total number of floating-point operations depends on how rapidly the algorithm converges. Typically, it is about

$$24n^2 \text{ if } compz = 'N';$$

$$7n^3 \text{ (for complex flavors, } 14n^3) \text{ if } compz = 'V' \text{ or 'I'}.$$

?stemr

Computes selected eigenvalues and eigenvectors of a real symmetric tridiagonal matrix.

Syntax

FORTRAN 77:

```
call sstemr(jobz, range, n, d, e, vl, vu, il, iu, m, w, z, ldz, nzc, isuppz,
  tryrac, work, lwork, iwork, liwork, info)

call dstemr(jobz, range, n, d, e, vl, vu, il, iu, m, w, z, ldz, nzc, isuppz,
  tryrac, work, lwork, iwork, liwork, info)

call cstemr(jobz, range, n, d, e, vl, vu, il, iu, m, w, z, ldz, nzc, isuppz,
  tryrac, work, lwork, iwork, liwork, info)

call zstemr(jobz, range, n, d, e, vl, vu, il, iu, m, w, z, ldz, nzc, isuppz,
  tryrac, work, lwork, iwork, liwork, info)
```

Description

This routine is declared in `mkl_lapack.fi` for FORTRAN 77 interface, in `lapack.f90` for Fortran 95 interface, and in `mkl_lapack.h` for C interface.

The routine computes selected eigenvalues and, optionally, eigenvectors of a real symmetric tridiagonal matrix T . Any such unreduced matrix has a well defined set of pairwise different real eigenvalues, the corresponding real eigenvectors are pairwise orthogonal.

The spectrum may be computed either completely or partially by specifying either an interval $[vl, vu]$ or a range of indices $il:iu$ for the desired eigenvalues.

Depending on the number of desired eigenvalues, these are computed either by bisection or the *dqds* algorithm. Numerically orthogonal eigenvectors are computed by the use of various suitable $L^*D^*L^T$ factorizations near clusters of close eigenvalues (referred to as RRRs, Relatively Robust Representations). An informal sketch of the algorithm follows.

For each unreduced block (submatrix) of T ,

- a.** Compute $T - \sigma I = L^*D^*L^T$, so that L and D define all the wanted eigenvalues to high relative accuracy. This means that small relative changes in the entries of L and D cause only small relative changes in the eigenvalues and eigenvectors. The standard (unfactored) representation of the tridiagonal matrix T does not have this property in general.

- b.** Compute the eigenvalues to suitable accuracy. If the eigenvectors are desired, the algorithm attains full accuracy of the computed eigenvalues only right before the corresponding vectors have to be computed, see steps c and d.
- c.** For each cluster of close eigenvalues, select a new shift close to the cluster, find a new factorization, and refine the shifted eigenvalues to suitable accuracy.
- d.** For each eigenvalue with a large enough relative separation compute the corresponding eigenvector by forming a rank revealing twisted factorization. Go back to step c for any clusters that remain.

For more details, see: [Dhillon04], [Dhillon04-02], [Dhillon97]

The routine works only on machines which follow IEEE-754 floating-point standard in their handling of infinities and NaNs (NaN stands for "not a number"). This permits the use of efficient inner loops avoiding a check for zero divisors.

LAPACK routines can be used to reduce a complex Hermitean matrix to real symmetric tridiagonal form.

(Any complex Hermitean tridiagonal matrix has real values on its diagonal and potentially complex numbers on its off-diagonals. By applying a similarity transform with an appropriate diagonal matrix $\text{diag}(1, e^{i \phi_1}, \dots, e^{i \phi_{n-1}})$, the complex Hermitean matrix can be transformed into a real symmetric matrix and complex arithmetic can be entirely avoided.) While the eigenvectors of the real symmetric tridiagonal matrix are real, the eigenvectors of original complex Hermitean matrix have complex entries in general. Since LAPACK drivers overwrite the matrix data with the eigenvectors, `zstemr` accepts complex workspace to facilitate interoperability with `zunmtr` or `zupmtr`.

Input Parameters

<i>jobz</i>	CHARACTER*1. Must be 'N' or 'V'. If <i>jobz</i> = 'N', then only eigenvalues are computed. If <i>jobz</i> = 'V', then eigenvalues and eigenvectors are computed.
<i>range</i>	CHARACTER*1. Must be 'A' or 'V' or 'I'. If <i>range</i> = 'A', the routine computes all eigenvalues. If <i>range</i> = 'V', the routine computes all eigenvalues in the half-open interval: $(vl, vu]$. If <i>range</i> = 'I', the routine computes eigenvalues with indices <i>il</i> to <i>iu</i> .
<i>n</i>	INTEGER. The order of the matrix <i>T</i> ($n \geq 0$).

<i>d</i>	<p>REAL for single precision flavors DOUBLE PRECISION for double precision flavors. Array, DIMENSION (<i>n</i>). Contains <i>n</i> diagonal elements of the tridiagonal matrix <i>T</i>.</p>
<i>e</i>	<p>REAL for single precision flavors DOUBLE PRECISION for double precision flavors. Array, DIMENSION (<i>n</i>-1). Contains (<i>n</i>-1) off-diagonal elements of the tridiagonal matrix <i>T</i> in elements 1 to <i>n</i>-1 of <i>e</i>. <i>e</i>(<i>n</i>) need not be set on input, but is used internally as workspace.</p>
<i>vl, vu</i>	<p>REAL for single precision flavors DOUBLE PRECISION for double precision flavors. If <i>range</i> = 'V', the lower and upper bounds of the interval to be searched for eigenvalues. Constraint: <i>vl</i><<i>vu</i>. If <i>range</i> = 'A' or 'I', <i>vl</i> and <i>vu</i> are not referenced.</p>
<i>il, iu</i>	<p>INTEGER. If <i>range</i> = 'I', the indices in ascending order of the smallest and largest eigenvalues to be returned. Constraint: $1 \leq il \leq iu \leq n$, if <i>n</i>>0. If <i>range</i> = 'A' or 'V', <i>il</i> and <i>iu</i> are not referenced.</p>
<i>ldz</i>	<p>INTEGER. The leading dimension of the output array <i>z</i>. if <i>jobz</i> = 'V', then $ldz \geq \max(1, n)$; $ldz \geq 1$ otherwise.</p>
<i>nzc</i>	<p>INTEGER. The number of eigenvectors to be held in the array <i>z</i>. If <i>range</i> = 'A', then $nzc \geq \max(1, n)$; If <i>range</i> = 'V', then <i>nzc</i> is greater than or equal to the number of eigenvalues in the half-open interval: (<i>vl</i>, <i>vu</i>]. If <i>range</i> = 'I', then $nzc \geq il + iu + 1$. This value is returned as the first entry of the array <i>z</i>, and no error message related to <i>nzc</i> is issued by the routine xerbla.</p>
<i>tryrac</i>	<p>LOGICAL.</p>

If `tryrac = .TRUE.`, it indicates that the code should check whether the tridiagonal matrix defines its eigenvalues to high relative accuracy. If so, the code uses relative-accuracy preserving algorithms that might be (a bit) slower depending on the matrix. If the matrix does not define its eigenvalues to high relative accuracy, the code can use possibly faster algorithms.

If `tryrac = .FALSE.`, the code is not required to guarantee relatively accurate eigenvalues and can use the fastest possible techniques.

work

REAL for single precision flavors

DOUBLE PRECISION for double precision flavors.

Workspace array, DIMENSION (*lwork*).

lwork

INTEGER.

The dimension of the array *work*,

$lwork \geq \max(1, 18 * n)$.

If *lwork* = -1, then a workspace query is assumed; the routine only calculates the optimal size of the *work* array, returns this value as the first entry of the *work* array, and no error message related to *lwork* is issued by xerbla.

iwork

INTEGER.

Workspace array, DIMENSION (*liwork*).

liwork

INTEGER.

The dimension of the array *iwork*.

$lwork \geq \max(1, 10 * n)$ if the eigenvectors are desired, and

$lwork \geq \max(1, 8 * n)$ if only the eigenvalues are to be computed.

If *liwork* = -1, then a workspace query is assumed; the routine only calculates the optimal size of the *iwork* array, returns this value as the first entry of the *iwork* array, and no error message related to *liwork* is issued by xerbla.

Output Parameters

e

On exit, the array *e* is overwritten.

m

INTEGER.

	<p>The total number of eigenvalues found, $0 \leq m \leq n$.</p> <p>If <i>range</i> = 'A', then $m=n$, and if <i>range</i> = 'I', then $m=i_u-i_l+1$.</p>
<i>w</i>	<p>REAL for single precision flavors</p> <p>DOUBLE PRECISION for double precision flavors.</p> <p>Array, DIMENSION (<i>n</i>).</p> <p>The first <i>m</i> elements contain the selected eigenvalues in ascending order.</p>
<i>z</i>	<p>REAL for sstemr</p> <p>DOUBLE PRECISION for dstemr</p> <p>COMPLEX for cstemr</p> <p>DOUBLE COMPLEX for zstemr.</p> <p>Array <i>z</i>(<i>ldz</i>, *), the second dimension of <i>z</i> must be at least $\max(1, m)$.</p> <p>If <i>jobz</i> = 'V', and <i>info</i> = 0, then the first <i>m</i> columns of <i>z</i> contain the orthonormal eigenvectors of the matrix <i>T</i> corresponding to the selected eigenvalues, with the <i>i</i>-th column of <i>z</i> holding the eigenvector associated with <i>w</i>(<i>i</i>).</p> <p>If <i>jobz</i> = 'N', then <i>z</i> is not referenced.</p> <p>Note: you must ensure that at least $\max(1, m)$ columns are supplied in the array <i>z</i>; if <i>range</i> = 'V', the exact value of <i>m</i> is not known in advance and can be computed with a workspace query by setting <i>nzc</i>=-1, see description of the parameter <i>nzc</i>.</p>
<i>isuppz</i>	<p>INTEGER.</p> <p>Array, DIMENSION ($2 * \max(1, m)$).</p> <p>The support of the eigenvectors in <i>z</i>, that is the indices indicating the nonzero elements in <i>z</i>. The <i>i</i>-th computed eigenvector is nonzero only in elements <i>isuppz</i>($2*i-1$) through <i>isuppz</i>($2*i$). This is relevant in the case when the matrix is split. <i>isuppz</i> is only accessed when <i>jobz</i> = 'V' and <i>n</i>>0.</p>
<i>tryrac</i>	<p>On exit, TRUE. <i>tryrac</i> is set to .FALSE. if the matrix does not define its eigenvalues to high relative accuracy.</p>
<i>work</i> (1)	<p>On exit, if <i>info</i> = 0, then <i>work</i>(1) returns the optimal (and minimal) size of <i>lwork</i>.</p>

<i>iwork</i> (1)	On exit, if <i>info</i> = 0, then <i>iwork</i> (1) returns the optimal size of <i>liwork</i> .
<i>info</i>	<p>INTEGER.</p> <p>If = 0, the execution is successful.</p> <p>If <i>info</i> = -i, the i-th parameter had an illegal value.</p> <p>If <i>info</i> = 1, internal error in ?larre occurred,</p> <p>if <i>info</i> = 2, internal error in ?larrrv occurred.</p>

?stedc

Computes all eigenvalues and eigenvectors of a symmetric tridiagonal matrix using the divide and conquer method.

Syntax

FORTRAN 77:

```
call sstedc(compz, n, d, e, z, ldz, work, lwork, iwork, liwork, info)
call dstedc(compz, n, d, e, z, ldz, work, lwork, iwork, liwork, info)
call cstedc(compz, n, d, e, z, ldz, work, lwork, rwork, lrwork, iwork, liwork, info)
call zstedc(compz, n, d, e, z, ldz, work, lwork, rwork, lrwork, iwork, liwork, info)
```

Fortran 95:

```
call rstedc(d, e [,z] [,compz] [,info])
call stedc(d, e [,z] [,compz] [,info])
```

Description

This routine is declared in `mkl_lapack.fi` for FORTRAN 77 interface, in `lapack.f90` for Fortran 95 interface, and in `mkl_lapack.h` for C interface.

The routine computes all the eigenvalues and (optionally) all the eigenvectors of a symmetric tridiagonal matrix using the divide and conquer method. The eigenvectors of a full or band real symmetric or complex Hermitian matrix can also be found if [?sytrd/?hetrd](#) or [?sptrd/?hptrd](#) or [?sbtrd/?hbtrd](#) has been used to reduce this matrix to tridiagonal form.

See also [?laed0](#), [?laed1](#), [?laed2](#), [?laed3](#), [?laed4](#), [?laed5](#), [?laed6](#), [?laed7](#), [?laed8](#), [?laed9](#), and [?laeda](#) used by this function.

Input Parameters

compz CHARACTER*1. Must be 'N' or 'I' or 'V'.
 If *compz* = 'N', the routine computes eigenvalues only.
 If *compz* = 'I', the routine computes the eigenvalues and eigenvectors of the tridiagonal matrix.
 If *compz* = 'V', the routine computes the eigenvalues and eigenvectors of original symmetric/Hermitian matrix. On entry, the array *z* must contain the orthogonal/unitary matrix used to reduce the original matrix to tridiagonal form.

n INTEGER. The order of the symmetric tridiagonal matrix ($n \geq 0$).

d, *e*, *rwork* REAL for single-precision flavors
 DOUBLE PRECISION for double-precision flavors.
 Arrays:
d(*) contains the diagonal elements of the tridiagonal matrix.
 The dimension of *d* must be at least $\max(1, n)$.
e(*) contains the subdiagonal elements of the tridiagonal matrix.
 The dimension of *e* must be at least $\max(1, n-1)$.
rwork is a workspace array, its dimension $\max(1, lrwork)$.

z, *work* REAL for sstedc
 DOUBLE PRECISION for dstedc
 COMPLEX for cstedc
 DOUBLE COMPLEX for zstedc.
 Arrays: *z*(*ldz*, *), *work*(*).
 If *compz* = 'V', then, on entry, *z* must contain the orthogonal/unitary matrix used to reduce the original matrix to tridiagonal form.
 The second dimension of *z* must be at least $\max(1, n)$.
work is a workspace array, its dimension $\max(1, lwork)$.

ldz INTEGER. The first dimension of *z*. Constraints:

ldz ≥ 1 if *compz* = 'N';
ldz $\geq \max(1, n)$ if *compz* = 'V' or 'I'.
lwork INTEGER. The dimension of the array *work*.
If *compz* = 'N' or 'I', or $n \leq 1$, *lwork* must be at least 1.
If *compz* = 'V' and $n > 1$, *lwork* must be at least $n*n$.
Note that for *compz* = 'V', and if n is less than or equal to the minimum divide size, usually 25, then *lwork* need only be 1.
If *lwork* = -1, then a workspace query is assumed; the routine only calculates the optimal size of the *work*, *rwork* and *iwork* arrays, returns these values as the first entries of the *work*, *rwork* and *iwork* arrays, and no error message related to *lwork* or *lrwork* or *liwork* is issued by [xerbla](#). See *Application Notes* for the required value of *lwork*.
lrwork INTEGER. The dimension of the array *rwork* (used for complex flavors only).
If *compz* = 'N', or $n \leq 1$, *lrwork* must be at least 1.
If *compz* = 'V' and $n > 1$, *lrwork* must be at least $(1+3*n+2*n*\lg(n)+3*n*n)$, where $\lg(n)$ is the smallest integer k such that $2^{**k} \geq n$.
If *compz* = 'I' and $n > 1$, *lrwork* must be at least $(1+4*n+2*n*n)$.
Note that for *compz* = 'V' or 'I', and if n is less than or equal to the minimum divide size, usually 25, then *lrwork* need only be $\max(1, 2*(n-1))$.
If *lrwork* = -1, then a workspace query is assumed; the routine only calculates the optimal size of the *work*, *rwork* and *iwork* arrays, returns these values as the first entries of the *work*, *rwork* and *iwork* arrays, and no error message related to *lwork* or *lrwork* or *liwork* is issued by [xerbla](#). See *Application Notes* for the required value of *lrwork*.
iwork INTEGER. Workspace array, its dimension $\max(1, liwork)$.
liwork INTEGER. The dimension of the array *iwork*.
If *compz* = 'N', or $n \leq 1$, *liwork* must be at least 1.

If `compz = 'V'` and $n > 1$, `liwork` must be at least $(6+6*n+5*n*\lg(n))$, where $\lg(n)$ is the smallest integer k

such that $2^{**k} \geq n$.

If `compz = 'I'` and $n > 1$, `liwork` must be at least $(3+5*n)$.

Note that for `compz = 'V'` or `'I'`, and if n is less than or equal to the minimum divide size, usually 25, then `liwork` need only be 1.

If `liwork = -1`, then a workspace query is assumed; the routine only calculates the optimal size of the `work`, `rwork` and `iwork` arrays, returns these values as the first entries of the `work`, `rwork` and `iwork` arrays, and no error message related to `lwork` or `lrwork` or `liwork` is issued by [xerbla](#). See *Application Notes* for the required value of `liwork`.

Output Parameters

<code>d</code>	The n eigenvalues in ascending order, unless <code>info</code> $\neq 0$. See also <code>info</code> .
<code>e</code>	On exit, the array is overwritten; see <code>info</code> .
<code>z</code>	If <code>info = 0</code> , then if <code>compz = 'V'</code> , <code>z</code> contains the orthonormal eigenvectors of the original symmetric/Hermitian matrix, and if <code>compz = 'I'</code> , <code>z</code> contains the orthonormal eigenvectors of the symmetric tridiagonal matrix. If <code>compz = 'N'</code> , <code>z</code> is not referenced.
<code>work(1)</code>	On exit, if <code>info = 0</code> , then <code>work(1)</code> returns the optimal <code>lwork</code> .
<code>rwork(1)</code>	On exit, if <code>info = 0</code> , then <code>rwork(1)</code> returns the optimal <code>lrwork</code> (for complex flavors only).
<code>iwork(1)</code>	On exit, if <code>info = 0</code> , then <code>iwork(1)</code> returns the optimal <code>liwork</code> .
<code>info</code>	INTEGER. If <code>info = 0</code> , the execution is successful.

If $info = -i$, the i -th parameter had an illegal value. If $info = i$, the algorithm failed to compute an eigenvalue while working on the submatrix lying in rows and columns $i/(n+1)$ through $mod(i, n+1)$.

Fortran 95 Interface Notes

Routines in Fortran 95 interface have fewer arguments in the calling sequence than their FORTRAN 77 counterparts. For general conventions applied to skip redundant or restorable arguments, see [Fortran 95 Interface Conventions](#).

Specific details for the routine `stedc` interface are the following:

d	Holds the vector of length n .
e	Holds the vector of length $(n-1)$.
z	Holds the matrix Z of size (n, n) .
$compz$	If omitted, this argument is restored based on the presence of argument z as follows: $compz = 'I'$, if z is present, $compz = 'N'$, if z is omitted. If present, $compz$ must be equal to $'I'$ or $'V'$ and the argument z must also be present. Note that there will be an error condition if $compz$ is present and z omitted.

Note that two variants of Fortran 95 interface for `stedc` routine are needed because of an ambiguous choice between real and complex cases appear when z and $work$ are omitted. Thus, the name `rstedc` is used in real cases (single or double precision), and the name `stedc` is used in complex cases (single or double precision).

Application Notes

The required size of workspace arrays must be as follows.

For `sstedc/dstedc`:

If $compz = 'N'$ or $n \leq 1$ then $lwork$ must be at least 1.

If $compz = 'V'$ and $n > 1$ then $lwork$ must be at least $(1 + 3n + 2n \cdot \lg n + 3n^2)$, where $\lg(n) =$ smallest integer k such that $2^k \geq n$.

If $compz = 'I'$ and $n > 1$ then $lwork$ must be at least $(1 + 4n + n^2)$.

If $compz = 'N'$ or $n \leq 1$ then $liwork$ must be at least 1.

If $compz = 'V'$ and $n > 1$ then $liwork$ must be at least $(6 + 6n + 5n \cdot \lg n)$.

If `compz = 'I'` and $n > 1$ then `liwork` must be at least $(3 + 5n)$.

For `cstedc/zstedc`:

If `compz = 'N'` or `'I'`, or $n \leq 1$, `lwork` must be at least 1.

If `compz = 'V'` and $n > 1$, `lwork` must be at least n^2 .

If `compz = 'N'` or $n \leq 1$, `lrwork` must be at least 1.

If `compz = 'V'` and $n > 1$, `lrwork` must be at least $(1 + 3n + 2n \cdot \lg n + 3n^2)$, where $\lg(n) =$ smallest integer k such that $2^k \geq n$.

If `compz = 'I'` and $n > 1$, `lrwork` must be at least $(1 + 4n + 2n^2)$.

The required value of `liwork` for complex flavors is the same as for real flavors.

If `lwork` (or `liwork` or `lrwork`, if supplied) is equal to -1, then the routine returns immediately and provides the recommended workspace in the first element of the corresponding array (`work`, `iwork`, `rwork`). This operation is called a workspace query.

Note that if `lwork` (`liwork`, `lrwork`) is less than the minimal required value and is not equal to -1, the routine returns immediately with an error exit and does not provide any information on the recommended workspace.

?stegr

Computes selected eigenvalues and eigenvectors of a real symmetric tridiagonal matrix.

Syntax

FORTRAN 77:

```
call sstegr(jobz, range, n, d, e, vl, vu, il, iu, abstol, m, w, z, ldz, isuppz,
work, lwork, iwork, liwork, info)
```

```
call dstegr(jobz, range, n, d, e, vl, vu, il, iu, abstol, m, w, z, ldz, isuppz,
work, lwork, iwork, liwork, info)
```

```
call cstegr(jobz, range, n, d, e, vl, vu, il, iu, abstol, m, w, z, ldz, isuppz,
work, lwork, iwork, liwork, info)
```

```
call zstegr(jobz, range, n, d, e, vl, vu, il, iu, abstol, m, w, z, ldz, isuppz,
work, lwork, iwork, liwork, info)
```

Fortran 95:

```
call rstegr(d, e, w [,z] [,vl] [,vu] [,il] [,iu] [,m] [,isuppz] [,abstol]
[,info])

call stegr(d, e, w [,z] [,vl] [,vu] [,il] [,iu] [,m] [,isuppz] [,abstol]
[,info])
```

Description

This routine is declared in `mkl_lapack.fi` for FORTRAN 77 interface, in `lapack.f90` for Fortran 95 interface, and in `mkl_lapack.h` for C interface.

The routine computes selected eigenvalues and, optionally, eigenvectors of a real symmetric tridiagonal matrix T . Any such unreduced matrix has a well defined set of pairwise different real eigenvalues, the corresponding real eigenvectors are pairwise orthogonal.

The spectrum may be computed either completely or partially by specifying either an interval $(vl, vu]$ or a range of indices $il:iu$ for the desired eigenvalues.

`?sregr` is a compatibility wrapper around the improved `?stemr` routine. See its description for further details.

Note that the `abstol` parameter no longer provides any benefit and hence is no longer used.

See also auxiliary `?lasq2` `?lasq5`, `?lasq6`, used by this routine.

Input Parameters

<i>jobz</i>	CHARACTER*1. Must be 'N' or 'V'. If <i>job</i> = 'N', then only eigenvalues are computed. If <i>job</i> = 'V', then eigenvalues and eigenvectors are computed.
<i>range</i>	CHARACTER*1. Must be 'A' or 'V' or 'I'. If <i>range</i> = 'A', the routine computes all eigenvalues. If <i>range</i> = 'V', the routine computes eigenvalues $\lambda(i)$ in the half-open interval: $vl < \lambda(i) \leq vu$. If <i>range</i> = 'I', the routine computes eigenvalues with indices <i>il</i> to <i>iu</i> .
<i>n</i>	INTEGER. The order of the matrix T ($n \geq 0$).
<i>d, e, work</i>	REAL for single precision flavors

DOUBLE PRECISION for double precision flavors.

Arrays:

$d(*)$ contains the diagonal elements of T .
 The dimension of d must be at least $\max(1, n)$.
 $e(*)$ contains the subdiagonal elements of T in elements 1 to $n-1$; $e(n)$ need not be set on input, but it is used as a workspace.
 The dimension of e must be at least $\max(1, n)$.
 $work(lwork)$ is a workspace array.

vl, vu REAL for single precision flavors
 DOUBLE PRECISION for double precision flavors.
 If $range = 'V'$, the lower and upper bounds of the interval to be searched for eigenvalues.
 Constraint: $vl < vu$.
 If $range = 'A'$ or $'I'$, vl and vu are not referenced.

il, iu INTEGER.
 If $range = 'I'$, the indices in ascending order of the smallest and largest eigenvalues to be returned.
 Constraint: $1 \leq il \leq iu \leq n$, if $n > 0$.
 If $range = 'A'$ or $'V'$, il and iu are not referenced.

$abstol$ REAL for single precision flavors
 DOUBLE PRECISION for double precision flavors.
 Unused. Was the absolute error tolerance for the eigenvalues/eigenvectors in previous versions.

ldz INTEGER. The leading dimension of the output array z .
 Constraints:
 $ldz < 1$ if $jobz = 'N'$;
 $ldz < \max(1, n)$ if $jobz = 'V'$, an.

$lwork$ INTEGER.
 The dimension of the array $work$,
 $lwork \geq \max(1, 18*n)$ if $jobz = 'V'$, and
 $lwork \geq \max(1, 12*n)$ if $jobz = 'N'$.

If $lwork = -1$, then a workspace query is assumed; the routine only calculates the optimal size of the $work$ array, returns this value as the first entry of the $work$ array, and no error message related to $lwork$ is issued by [xerbla](#). See *Application Notes* below for details.

$iwork$

INTEGER.

Workspace array, DIMENSION ($liwork$).

$liwork$

INTEGER.

The dimension of the array $iwork$, $lwork \geq \max(1, 10*n)$

if the eigenvectors are desired, and $lwork \geq \max(1, 8*n)$

if only the eigenvalues are to be computed..

If $liwork = -1$, then a workspace query is assumed; the routine only calculates the optimal size of the $iwork$ array, returns this value as the first entry of the $iwork$ array, and no error message related to $liwork$ is issued by [xerbla](#).

See *Application Notes* below for details.

Output Parameters

d, e

On exit, d and e are overwritten.

m

INTEGER. The total number of eigenvalues found,

$0 \leq m \leq n$.

If $range = 'A'$, $m = n$, and if $range = 'I'$, $m = iu-il+1$.

w

REAL for single precision flavors

DOUBLE PRECISION for double precision flavors.

Array, DIMENSION at least $\max(1, n)$.

The selected eigenvalues in ascending order, stored in $w(1)$ to $w(m)$.

z

REAL for `sstegr`

DOUBLE PRECISION for `dstegr`

COMPLEX for `cstegr`

DOUBLE COMPLEX for `zstegr`.

Array $z(ldz, *)$, the second dimension of z must be at least $\max(1, m)$.

If $jobz = 'V'$, and if $info = 0$, the first m columns of z contain the orthonormal eigenvectors of the matrix T corresponding to the selected eigenvalues, with the i -th column of z holding the eigenvector associated with $w(i)$. If $jobz = 'N'$, then z is not referenced.

Note: you must ensure that at least $\max(1, m)$ columns are supplied in the array z ; if $range = 'V'$, the exact value of m is not known in advance and an upper bound must be used. Supplying n columns is always safe.

isuppz

INTEGER.

Array, DIMENSION at least $(2 * \max(1, m))$.

The support of the eigenvectors in z , that is the indices indicating the nonzero elements in z . The i -th computed eigenvector is nonzero only in elements $isuppz(2*i-1)$ through $isuppz(2*i)$. This is relevant in the case when the matrix is split. $isuppz$ is only accessed when $jobz = 'V'$, and $n > 0$.

work(1)

On exit, if $info = 0$, then $work(1)$ returns the required minimal size of $lwork$.

iwork(1)

On exit, if $info = 0$, then $iwork(1)$ returns the required minimal size of $liwork$.

info

INTEGER.

If $info = 0$, the execution is successful.

If $info = -i$, the i -th parameter had an illegal value.

If $info = 1x$, internal error in ?larre occurred,

If $info = 2x$, internal error in ?larrv occurred. Here the

digit $x = \text{abs}(iinfo) < 10$, where $iinfo$ is the non-zero error code returned by ?larre or ?larrv, respectively.

Fortran 95 Interface Notes

Routines in Fortran 95 interface have fewer arguments in the calling sequence than their FORTRAN 77 counterparts. For general conventions applied to skip redundant or restorable arguments, see [Fortran 95 Interface Conventions](#).

Specific details for the routine `stegr` interface are the following:

d Holds the vector of length n .

e Holds the vector of length n .

<i>w</i>	Holds the vector of length <i>n</i> .
<i>z</i>	Holds the matrix <i>z</i> of size (<i>n</i> , <i>m</i>).
<i>isuppz</i>	Holds the vector of length (<i>2</i> * <i>m</i>).
<i>vl</i>	Default value for this argument is <i>vl</i> = - HUGE (<i>vl</i>) where HUGE(<i>a</i>) means the largest machine number of the same precision as argument <i>a</i> .
<i>vu</i>	Default value for this argument is <i>vu</i> = HUGE (<i>vl</i>).
<i>il</i>	Default value for this argument is <i>il</i> = 1.
<i>iu</i>	Default value for this argument is <i>iu</i> = <i>n</i> .
<i>abstol</i>	Default value for this argument is <i>abstol</i> = 0.0_WP.
<i>jobz</i>	Restored based on the presence of the argument <i>z</i> as follows: <i>jobz</i> = 'V', if <i>z</i> is present, <i>jobz</i> = 'N', if <i>z</i> is omitted.
<i>range</i>	Restored based on the presence of arguments <i>vl</i> , <i>vu</i> , <i>il</i> , <i>iu</i> as follows: <i>range</i> = 'V', if one of or both <i>vl</i> and <i>vu</i> are present, <i>range</i> = 'I', if one of or both <i>il</i> and <i>iu</i> are present, <i>range</i> = 'A', if none of <i>vl</i> , <i>vu</i> , <i>il</i> , <i>iu</i> is present, Note that there will be an error condition if one of or both <i>vl</i> and <i>vu</i> are present and at the same time one of or both <i>il</i> and <i>iu</i> are present.

Note that two variants of Fortran 95 interface for *stegr* routine are needed because of an ambiguous choice between real and complex cases appear when *z* is omitted. Thus, the name *rstegr* is used in real cases (single or double precision), and the name *stegr* is used in complex cases (single or double precision).

Application Notes

Currently *?stegr* is only set up to find *all* the *n* eigenvalues and eigenvectors of *T* in $O(n^2)$ time, that is, only *range* = 'A' is supported.

?stegr works only on machines which follow IEEE-754 floating-point standard in their handling of infinities and NaNs. Normal execution of *?stegr* may create NaNs and infinities and hence may abort due to a floating point exception in environments which do not conform to the IEEE-754 standard.

If it is not clear how much workspace to supply, use a generous value of *lwork* (or *liwork*) for the first run, or set *lwork* = -1 (*liwork* = -1).

If *lwork* (or *liwork*) has any of admissible sizes, which is no less than the minimal value described, then the routine completes the task, though probably not so fast as with a recommended workspace, and provides the recommended workspace in the first element of the corresponding array (*work*, *iwork*) on exit. Use this value (*work*(1), *iwork*(1)) for subsequent runs.

If *lwork* = -1 (*liwork* = -1), then the routine returns immediately and provides the recommended workspace in the first element of the corresponding array (*work*, *iwork*). This operation is called a workspace query.

Note that if *lwork* (*liwork*) is less than the minimal required value and is not equal to -1, then the routine returns immediately with an error exit and does not provide any information on the recommended workspace.

?pteqr

Computes all eigenvalues and (optionally) all eigenvectors of a real symmetric positive-definite tridiagonal matrix.

Syntax

FORTRAN 77:

```
call spteqr(compz, n, d, e, z, ldz, work, info)
call dpteqr(compz, n, d, e, z, ldz, work, info)
call cpteqr(compz, n, d, e, z, ldz, work, info)
call zpteqr(compz, n, d, e, z, ldz, work, info)
```

Fortran 95:

```
call rpteqr(d, e [,z] [,compz] [,info])
call pteqr(d, e [,z] [,compz] [,info])
```

Description

This routine is declared in `mkl_lapack.fi` for FORTRAN 77 interface, in `lapack.f90` for Fortran 95 interface, and in `mkl_lapack.h` for C interface.

The routine computes all the eigenvalues and (optionally) all the eigenvectors of a real symmetric positive-definite tridiagonal matrix T . In other words, the routine can compute the spectral factorization: $T = Z^* \Lambda^* Z^T$.

Here Λ is a diagonal matrix whose diagonal elements are the eigenvalues λ_i ; Z is an orthogonal matrix whose columns are eigenvectors. Thus,

$$T^* z_i = \lambda_i * z_i \text{ for } i = 1, 2, \dots, n.$$

(The routine normalizes the eigenvectors so that $||z_i||_2 = 1$.)

You can also use the routine for computing the eigenvalues and eigenvectors of real symmetric (or complex Hermitian) positive-definite matrices A reduced to tridiagonal form T : $A = Q^* T^* Q^H$.

In this case, the spectral factorization is as follows: $A = Q^* T^* Q^H = (QZ)^* \Lambda^* (QZ)^H$. Before calling `?pteqr`, you must reduce A to tridiagonal form and generate the explicit matrix Q by calling the following routines:

	for real matrices:	for complex matrices:
full storage	<code>?sytrd</code> , <code>?orgtr</code>	<code>?hetrd</code> , <code>?ungtr</code>
packed storage	<code>?sptrd</code> , <code>?opgtr</code>	<code>?hptrd</code> , <code>?upgtr</code>
band storage	<code>?sbtrd</code> (<i>vect</i> ='V')	<code>?hbtrd</code> (<i>vect</i> ='V')

The routine first factorizes T as $L^* D^* L^H$ where L is a unit lower bidiagonal matrix, and D is a diagonal matrix. Then it forms the bidiagonal matrix $B = L^* D^{1/2}$ and calls `?bdsqr` to compute the singular values of B , which are the same as the eigenvalues of T .

Input Parameters

<i>compz</i>	CHARACTER*1. Must be 'N' or 'I' or 'V'. If <i>compz</i> = 'N', the routine computes eigenvalues only. If <i>compz</i> = 'I', the routine computes the eigenvalues and eigenvectors of the tridiagonal matrix T . If <i>compz</i> = 'V', the routine computes the eigenvalues and eigenvectors of A (and the array z must contain the matrix Q on entry).
<i>n</i>	INTEGER. The order of the matrix T ($n \geq 0$).
<i>d</i> , <i>e</i> , <i>work</i>	REAL for single-precision flavors DOUBLE PRECISION for double-precision flavors. Arrays: <i>d</i> (*) contains the diagonal elements of T .

The dimension of d must be at least $\max(1, n)$.
 $e(*)$ contains the off-diagonal elements of T .
The dimension of e must be at least $\max(1, n-1)$.
 $work(*)$ is a workspace array.
The dimension of $work$ must be:
at least 1 if $compz = 'N'$;
at least $\max(1, 4*n-4)$ if $compz = 'V'$ or $'I'$.

z REAL for `spteqr`
DOUBLE PRECISION for `dpteqr`
COMPLEX for `cpteqr`
DOUBLE COMPLEX for `zpteqr`.
Array, DIMENSION ($ldz, *$)
If $compz = 'N'$ or $'I'$, z need not be set.
If $vect = 'V'$, z must contains the n -by- n matrix Q .
The second dimension of z must be:
at least 1 if $compz = 'N'$;
at least $\max(1, n)$ if $compz = 'V'$ or $'I'$.

ldz INTEGER. The first dimension of z . Constraints:
 $ldz \geq 1$ if $compz = 'N'$;
 $ldz \geq \max(1, n)$ if $compz = 'V'$ or $'I'$.

Output Parameters

d The n eigenvalues in descending order, unless $info > 0$.
See also $info$.

e On exit, the array is overwritten.

z If $info = 0$, contains the n orthonormal eigenvectors,
stored by columns. (The i -th column corresponds to the
 i -th eigenvalue.)

$info$ INTEGER.
If $info = 0$, the execution is successful.
If $info = i$, the leading minor of order i (and hence T
itself) is not positive-definite.
If $info = n + i$, the algorithm for computing singular
values failed to converge; i off-diagonal elements have not
converged to zero.
If $info = -i$, the i -th parameter had an illegal value.

Fortran 95 Interface Notes

Routines in Fortran 95 interface have fewer arguments in the calling sequence than their FORTRAN 77 counterparts. For general conventions applied to skip redundant or restorable arguments, see [Fortran 95 Interface Conventions](#).

Specific details for the routine `pteqr` interface are the following:

<i>d</i>	Holds the vector of length <i>n</i> .
<i>e</i>	Holds the vector of length (<i>n</i> -1).
<i>z</i>	Holds the matrix <i>Z</i> of size (<i>n</i> , <i>n</i>).
<i>compz</i>	<p>If omitted, this argument is restored based on the presence of argument <i>z</i> as follows:</p> <p><i>compz</i> = 'I', if <i>z</i> is present,</p> <p><i>compz</i> = 'N', if <i>z</i> is omitted.</p> <p>If present, <i>compz</i> must be equal to 'I' or 'V' and the argument <i>z</i> must also be present. Note that there will be an error condition if <i>compz</i> is present and <i>z</i> omitted.</p>

Note that two variants of Fortran 95 interface for `pteqr` routine are needed because of an ambiguous choice between real and complex cases appear when *z* is omitted. Thus, the name `rpteqr` is used in real cases (single or double precision), and the name `pteqr` is used in complex cases (single or double precision).

Application Notes

If λ_i is an exact eigenvalue, and μ_i is the corresponding computed value, then

$$|\mu_i - \lambda_i| \leq c(n) * \epsilon * K * \lambda_i$$

where $c(n)$ is a modestly increasing function of n , ϵ is the machine precision, and $K = ||DTD||_2 * ||(DTD)^{-1}||_2$, D is diagonal with $d_{ii} = t_{ii}^{-1/2}$.

If z_i is the corresponding exact eigenvector, and w_i is the corresponding computed vector, then the angle $\theta(z_i, w_i)$ between them is bounded as follows:

$$\theta(u_i, w_i) \leq c(n) \epsilon K / \min_{i \neq j} (|\lambda_i - \lambda_j| / |\lambda_i + \lambda_j|).$$

Here $\min_{i \neq j} (|\lambda_i - \lambda_j| / |\lambda_i + \lambda_j|)$ is the *relative gap* between λ_i and the other eigenvalues.

The total number of floating-point operations depends on how rapidly the algorithm converges.

Typically, it is about

$30n^2$ if `compz = 'N'`;
 $6n^3$ (for complex flavors, $12n^3$) if `compz = 'V' or 'I'`.

?stebz

Computes selected eigenvalues of a real symmetric tridiagonal matrix by bisection.

Syntax

FORTRAN 77:

```
call sstebz (range, order, n, vl, vu, il, iu, abstol, d, e, m, nsplit, w,
            iblock, isplit, work, iwork, info)

call dstebz (range, order, n, vl, vu, il, iu, abstol, d, e, m, nsplit, w,
            iblock, isplit, work, iwork, info)
```

Fortran 95:

```
call stebz(d, e, m, nsplit, w, iblock, isplit [, order] [,vl] [,vu] [,il]
[,iu] [,abstol] [,info])
```

Description

This routine is declared in `mkl_lapack.fi` for FORTRAN 77 interface, in `lapack.f90` for Fortran 95 interface, and in `mkl_lapack.h` for C interface.

The routine computes some (or all) of the eigenvalues of a real symmetric tridiagonal matrix T by bisection. The routine searches for zero or negligible off-diagonal elements to see if T splits into block-diagonal form $T = \text{diag}(T_1, T_2, \dots)$. Then it performs bisection on each of the blocks T_i and returns the block index of each computed eigenvalue, so that a subsequent call to [?stein](#) can also take advantage of the block structure.

See also [?laebz](#).

Input Parameters

range CHARACTER*1. Must be 'A' or 'V' or 'I'.
 If *range* = 'A', the routine computes all eigenvalues.
 If *range* = 'V', the routine computes eigenvalues
 $\lambda(i)$ in the half-open interval: $vl < \lambda(i) \leq$
 vu .

	<p>If <i>range</i> = 'I', the routine computes eigenvalues with indices <i>il</i> to <i>iu</i>.</p>
<i>order</i>	<p>CHARACTER*1. Must be 'B' or 'E'.</p> <p>If <i>order</i> = 'B', the eigenvalues are to be ordered from smallest to largest within each split-off block.</p> <p>If <i>order</i> = 'E', the eigenvalues for the entire matrix are to be ordered from smallest to largest.</p>
<i>n</i>	<p>INTEGER. The order of the matrix <i>T</i> ($n \geq 0$).</p>
<i>vl</i> , <i>vu</i>	<p>REAL for <i>sstebz</i> DOUBLE PRECISION for <i>dstebz</i>.</p> <p>If <i>range</i> = 'V', the routine computes eigenvalues <i>lambda(i)</i> in the half-open interval: $vl < \lambda(i) \leq vu$.</p> <p>If <i>range</i> = 'A' or 'I', <i>vl</i> and <i>vu</i> are not referenced.</p>
<i>il</i> , <i>iu</i>	<p>INTEGER. Constraint: $1 \leq il \leq iu \leq n$.</p> <p>If <i>range</i> = 'I', the routine computes eigenvalues <i>lambda(i)</i> such that $il \leq i \leq iu$ (assuming that the eigenvalues <i>lambda(i)</i> are in ascending order).</p> <p>If <i>range</i> = 'A' or 'V', <i>il</i> and <i>iu</i> are not referenced.</p>
<i>abstol</i>	<p>REAL for <i>sstebz</i> DOUBLE PRECISION for <i>dstebz</i>.</p> <p>The absolute tolerance to which each eigenvalue is required. An eigenvalue (or cluster) is considered to have converged if it lies in an interval of width <i>abstol</i>.</p> <p>If <i>abstol</i> ≤ 0.0, then the tolerance is taken as $\text{eps} * T$, where <i>eps</i> is the machine precision, and T is the 1-norm of the matrix <i>T</i>.</p>
<i>d</i> , <i>e</i> , <i>work</i>	<p>REAL for <i>sstebz</i> DOUBLE PRECISION for <i>dstebz</i>.</p> <p>Arrays:</p> <p><i>d</i>(*) contains the diagonal elements of <i>T</i>. The dimension of <i>d</i> must be at least $\max(1, n)$.</p> <p><i>e</i>(*) contains the off-diagonal elements of <i>T</i>. The dimension of <i>e</i> must be at least $\max(1, n-1)$.</p> <p><i>work</i>(*) is a workspace array.</p>

iwork The dimension of *work* must be at least $\max(1, 4n)$.
 INTEGER. Workspace.
 Array, DIMENSION at least $\max(1, 3n)$.

Output Parameters

m INTEGER. The actual number of eigenvalues found.

nsplit INTEGER. The number of diagonal blocks detected in *T*.

w REAL for *sstebz*
 DOUBLE PRECISION for *dstebz*.
 Array, DIMENSION at least $\max(1, n)$. The computed eigenvalues, stored in *w*(1) to *w*(*m*).

iblock, isplit INTEGER.
 Arrays, DIMENSION at least $\max(1, n)$.
 A positive value *iblock*(*i*) is the block number of the eigenvalue stored in *w*(*i*) (see also *info*).
 The leading *nsplit* elements of *isplit* contain points at which *T* splits into blocks *T_i* as follows: the block *T₁* contains rows/columns 1 to *isplit*(1); the block *T₂* contains rows/columns *isplit*(1)+1 to *isplit*(2), and so on.

info INTEGER.
 If *info* = 0, the execution is successful.
 If *info* = 1, for *range* = 'A' or 'V', the algorithm failed to compute some of the required eigenvalues to the desired accuracy; *iblock*(*i*)<0 indicates that the eigenvalue stored in *w*(*i*) failed to converge.
 If *info* = 2, for *range* = 'I', the algorithm failed to compute some of the required eigenvalues. Try calling the routine again with *range* = 'A'.
 If *info* = 3:
 for *range* = 'A' or 'V', same as *info* = 1;
 for *range* = 'I', same as *info* = 2.
 If *info* = 4, no eigenvalues have been computed. The floating-point arithmetic on the computer is not behaving as expected.
 If *info* = -*i*, the *i*-th parameter had an illegal value.

Fortran 95 Interface Notes

Routines in Fortran 95 interface have fewer arguments in the calling sequence than their FORTRAN 77 counterparts. For general conventions applied to skip redundant or restorable arguments, see [Fortran 95 Interface Conventions](#).

Specific details for the routine `stebz` interface are the following:

<code>d</code>	Holds the vector of length n .
<code>e</code>	Holds the vector of length $(n-1)$.
<code>w</code>	Holds the vector of length n .
<code>iblock</code>	Holds the vector of length n .
<code>isplit</code>	Holds the vector of length n .
<code>order</code>	Must be 'B' or 'E'. The default value is 'B'.
<code>vl</code>	Default value for this argument is $vl = -HUGE(vl)$ where $HUGE(a)$ means the largest machine number of the same precision as argument a .
<code>vu</code>	Default value for this argument is $vu = HUGE(vl)$.
<code>il</code>	Default value for this argument is $il = 1$.
<code>iu</code>	Default value for this argument is $iu = n$.
<code>abstol</code>	Default value for this argument is $abstol = 0.0_WP$.
<code>range</code>	Restored based on the presence of arguments vl, vu, il, iu as follows: $range = 'V'$, if one of or both vl and vu are present, $range = 'I'$, if one of or both il and iu are present, $range = 'A'$, if none of $vl, vu, il,$ iu is present, Note that there will be an error condition if one of or both vl and vu are present and at the same time one of or both il and iu are present.

Application Notes

The eigenvalues of T are computed to high relative accuracy which means that if they vary widely in magnitude, then any small eigenvalues will be computed more accurately than, for example, with the standard QR method. However, the reduction to tridiagonal form (prior to calling the routine) may exclude the possibility of obtaining high relative accuracy in the small eigenvalues of the original matrix if its eigenvalues vary widely in magnitude.

?stein

Computes the eigenvectors corresponding to specified eigenvalues of a real symmetric tridiagonal matrix.

Syntax

FORTRAN 77:

```
call sstein(n, d, e, m, w, iblock, isplit, z, ldz, work, iwork, ifailv, info)
call dstein(n, d, e, m, w, iblock, isplit, z, ldz, work, iwork, ifailv, info)
call cstein(n, d, e, m, w, iblock, isplit, z, ldz, work, iwork, ifailv, info)
call zstein(n, d, e, m, w, iblock, isplit, z, ldz, work, iwork, ifailv, info)
```

Fortran 95:

```
call stein(d, e, w, iblock, isplit, z [,ifailv] [,info])
```

Description

This routine is declared in `mkl_lapack.fi` for FORTRAN 77 interface, in `lapack.f90` for Fortran 95 interface, and in `mkl_lapack.h` for C interface.

The routine computes the eigenvectors of a real symmetric tridiagonal matrix T corresponding to specified eigenvalues, by inverse iteration. It is designed to be used in particular after the specified eigenvalues have been computed by `?stebz` with `order = 'B'`, but may also be used when the eigenvalues have been computed by other routines.

If you use this routine after `?stebz`, it can take advantage of the block structure by performing inverse iteration on each block T_i separately, which is more efficient than using the whole matrix T .

If T has been formed by reduction of a full symmetric or Hermitian matrix A to tridiagonal form, you can transform eigenvectors of T to eigenvectors of A by calling `?ormtr` or `?opmtr` (for real flavors) or by calling `?unmtr` or `?upmtr` (for complex flavors).

Input Parameters

n	INTEGER. The order of the matrix T ($n \geq 0$).
m	INTEGER. The number of eigenvectors to be returned.
d, e, w	REAL for single-precision flavors

DOUBLE PRECISION for double-precision flavors.

Arrays:

$d(*)$ contains the diagonal elements of T .

The dimension of d must be at least $\max(1, n)$.

$e(*)$ contains the sub-diagonal elements of T stored in elements 1 to $n-1$

The dimension of e must be at least $\max(1, n-1)$.

$w(*)$ contains the eigenvalues of T , stored in $w(1)$ to $w(m)$ (as returned by [?stebz](#)). Eigenvalues of T_1 must be supplied first, in non-decreasing order; then those of T_2 , again in non-decreasing order, and so on. Constraint:

if $iblock(i) = iblock(i+1)$, $w(i) \leq w(i+1)$.

The dimension of w must be at least $\max(1, n)$.

iblock, isplit

INTEGER.

Arrays, DIMENSION at least $\max(1, n)$. The arrays *iblock* and *isplit*, as returned by [?stebz](#) with *order* = 'B'.

If you did not call [?stebz](#) with *order* = 'B', set all elements of *iblock* to 1, and *isplit*(1) to n .)

ldz

INTEGER. The first dimension of the output array z ; $ldz \geq \max(1, n)$.

work

REAL for single-precision flavors

DOUBLE PRECISION for double-precision flavors.

Workspace array, DIMENSION at least $\max(1, 5n)$.

iwork

INTEGER.

Workspace array, DIMENSION at least $\max(1, n)$.

Output Parameters

z

REAL for [sstein](#)

DOUBLE PRECISION for [dstein](#)

COMPLEX for [cstein](#)

DOUBLE COMPLEX for [zstein](#).

Array, DIMENSION ($ldz, *$).

If *info* = 0, z contains the m orthonormal eigenvectors, stored by columns. (The i th column corresponds to the i -th specified eigenvalue.)

ifailv

INTEGER.

Array, DIMENSION at least $\max(1, m)$.
 If $info = i > 0$, the first i elements of $ifailv$ contain the indices of any eigenvectors that failed to converge.

info INTEGER.
 If $info = 0$, the execution is successful.
 If $info = i$, then i eigenvectors (as indicated by the parameter $ifailv$) each failed to converge in 5 iterations. The current iterates are stored in the corresponding columns of the array z .
 If $info = -i$, the i -th parameter had an illegal value.

Fortran 95 Interface Notes

Routines in Fortran 95 interface have fewer arguments in the calling sequence than their FORTRAN 77 counterparts. For general conventions applied to skip redundant or restorable arguments, see [Fortran 95 Interface Conventions](#).

Specific details for the routine `stein` interface are the following:

<i>d</i>	Holds the vector of length n .
<i>e</i>	Holds the vector of length n .
<i>w</i>	Holds the vector of length n .
<i>iblock</i>	Holds the vector of length n .
<i>isplit</i>	Holds the vector of length n .
<i>z</i>	Holds the matrix z of size (n, m) .
<i>ifailv</i>	Holds the vector of length (m) .

Application Notes

Each computed eigenvector z_i is an exact eigenvector of a matrix $T + E_i$, where $\|E_i\|_2 = O(\epsilon) * \|T\|_2$. However, a set of eigenvectors computed by this routine may not be orthogonal to so high a degree of accuracy as those computed by `?steqr`.

?disna

Computes the reciprocal condition numbers for the eigenvectors of a symmetric/ Hermitian matrix or for the left or right singular vectors of a general matrix.

Syntax

FORTRAN 77:

```
call sdisna(job, m, n, d, sep, info)
call ddisna(job, m, n, d, sep, info)
```

Fortran 95:

```
call disna(d, sep [,job] [,minmn] [,info])
```

Description

This routine is declared in `mkl_lapack.fi` for FORTRAN 77 interface, in `lapack.f90` for Fortran 95 interface, and in `mkl_lapack.h` for C interface.

The routine computes the reciprocal condition numbers for the eigenvectors of a real symmetric or complex Hermitian matrix or for the left or right singular vectors of a general m -by- n matrix.

The reciprocal condition number is the 'gap' between the corresponding eigenvalue or singular value and the nearest other one.

The bound on the error, measured by angle in radians, in the i -th computed vector is given by

```
slamch('E')*(anorm/sep(i))
```

where $anorm = ||A||_2 = \max(|d(j)|)$. $sep(i)$ is not allowed to be smaller than `slamch('E')*anorm` in order to limit the size of the error bound.

?disna may also be used to compute error bounds for eigenvectors of the generalized symmetric definite eigenproblem.

Input Parameters

<i>job</i>	CHARACTER*1. Must be 'E', 'L', or 'R'. Specifies for which problem the reciprocal condition numbers should be computed:
------------	---

$job = 'E'$: for the eigenvectors of a symmetric/Hermitian matrix;
 $job = 'L'$: for the left singular vectors of a general matrix;
 $job = 'R'$: for the right singular vectors of a general matrix.

m INTEGER. The number of rows of the matrix ($m \geq 0$).

n INTEGER.
 If $job = 'L'$, or $'R'$, the number of columns of the matrix ($n \geq 0$). Ignored if $job = 'E'$.

d REAL for sdisna
 DOUBLE PRECISION for ddisna.
 Array, dimension at least $\max(1, m)$ if $job = 'E'$, and at least $\max(1, \min(m, n))$ if $job = 'L'$ or $'R'$.
 This array must contain the eigenvalues (if $job = 'E'$) or singular values (if $job = 'L'$ or $'R'$) of the matrix, in either increasing or decreasing order.
 If singular values, they must be non-negative.

Output Parameters

sep REAL for sdisna
 DOUBLE PRECISION for ddisna.
 Array, dimension at least $\max(1, m)$ if $job = 'E'$, and at least $\max(1, \min(m, n))$ if $job = 'L'$ or $'R'$. The reciprocal condition numbers of the vectors.

$info$ INTEGER.
 If $info = 0$, the execution is successful.
 If $info = -i$, the i -th parameter had an illegal value.

Fortran 95 Interface Notes

Routines in Fortran 95 interface have fewer arguments in the calling sequence than their FORTRAN 77 counterparts. For general conventions applied to skip redundant or restorable arguments, see [Fortran 95 Interface Conventions](#).

Specific details for the routine `disna` interface are the following:

d Holds the vector of length $\min(m, n)$.
 sep Holds the vector of length $\min(m, n)$.
 job Must be $'E'$, $'L'$, or $'R'$. The default value is $'E'$.

minmn

Indicates which of the values m or n is smaller. Must be either 'M' or 'N', the default is 'M'.

If $job = 'E'$, this argument is superfluous, If $job = 'L'$ or 'R', this argument is used by the routine.

Generalized Symmetric-Definite Eigenvalue Problems

Generalized symmetric-definite eigenvalue problems are as follows: find the eigenvalues λ and the corresponding eigenvectors z that satisfy one of these equations:

$$Az = \lambda Bz, ABz = \lambda z, \text{ or } BAz = \lambda z,$$

where A is an n -by- n symmetric or Hermitian matrix, and B is an n -by- n symmetric positive-definite or Hermitian positive-definite matrix.

In these problems, there exist n real eigenvectors corresponding to real eigenvalues (even for complex Hermitian matrices A and B).

Routines described in this section allow you to reduce the above generalized problems to standard symmetric eigenvalue problem $Cy = \lambda y$, which you can solve by calling LAPACK routines described earlier in this chapter (see [Symmetric Eigenvalue Problems](#)).

Different routines allow the matrices to be stored either conventionally or in packed storage. Prior to reduction, the positive-definite matrix B must first be factorized using either [?potrf](#) or [?pptrf](#).

The reduction routine for the banded matrices A and B uses a split Cholesky factorization for which a specific routine [?pbstf](#) is provided. This refinement halves the amount of work required to form matrix C .

[Table 4-4](#) lists LAPACK routines (FORTRAN 77 interface) that can be used to solve generalized symmetric-definite eigenvalue problems. Respective routine names in Fortran 95 interface are without the first symbol (see [Routine Naming Conventions](#)).

Table 4-4 Computational Routines for Reducing Generalized Eigenproblems to Standard Problems

Matrix type	Reduce to standard problems (full storage)	Reduce to standard problems (packed storage)	Reduce to standard problems (band matrices)	Factorize band matrix
real symmetric matrices	?sygst	?spgst	?sbgst	?pbstf

Matrix type	Reduce to standard problems (full storage)	Reduce to standard problems (packed storage)	Reduce to standard problems (band matrices)	Factorize band matrix
complex Hermitian matrices	?hegst	?hpgst	?hbgst	?pbstf

?sygst

Reduces a real symmetric-definite generalized eigenvalue problem to the standard form.

Syntax

FORTRAN 77:

```
call ssygst(itype, uplo, n, a, lda, b, ldb, info)
call dsygst(itype, uplo, n, a, lda, b, ldb, info)
```

Fortran 95:

```
call sygst(a, b [,itype] [,uplo] [,info])
```

Description

This routine is declared in `mkl_lapack.fi` for FORTRAN 77 interface, in `lapack.f90` for Fortran 95 interface, and in `mkl_lapack.h` for C interface.

The routine reduces real symmetric-definite generalized eigenproblems

$A^*z = \lambda^*B^*z$, $A^*B^*z = \lambda^*z$, or $B^*A^*z = \lambda^*z$

to the standard form $C^*y = \lambda^*y$. Here A is a real symmetric matrix, and B is a real symmetric positive-definite matrix. Before calling this routine, call ?potrf to compute the Cholesky factorization: $B = U^T*U$ or $B = L*L^T$.

Input Parameters

`itype` INTEGER. Must be 1 or 2 or 3.
If `itype = 1`, the generalized eigenproblem is $A^*z = \lambda^*B^*z$
for `uplo = 'U'`: $C = \text{inv}(U^T)*A*\text{inv}(U)$, $z = \text{inv}(U)*y$;

```

for uplo = 'L': C = inv(L)*A*inv(LT), z = inv(LT)*y.
If itype = 2, the generalized eigenproblem is A*B*z =
lambda*z
for uplo = 'U': C = U*A*UT, z = inv(U)*y;
for uplo = 'L': C = LT*A*L, z = inv(LT)*y.
If itype = 3, the generalized eigenproblem is B*A*z =
lambda*z
for uplo = 'U': C = U*A*UT, z = UT*y;
for uplo = 'L': C = LT*A*L, z = L*y.

uplo CHARACTER*1. Must be 'U' or 'L'.
If uplo = 'U', the array a stores the upper triangle of A;
you must supply B in the factored form B = UT*U.
If uplo = 'L', the array a stores the lower triangle of A;
you must supply B in the factored form B = L*LT.

n INTEGER. The order of the matrices A and B (n ≥ 0).

a, b REAL for ssygst
DOUBLE PRECISION for dsygst.
Arrays:
a(lda,*) contains the upper or lower triangle of A.
The second dimension of a must be at least max(1, n).
b(ldb,*) contains the Cholesky-factored matrix B:
B = UT*U or B = L*LT (as returned by ?potrf).
The second dimension of b must be at least max(1, n).

lda INTEGER. The first dimension of a; at least max(1, n).
ldb INTEGER. The first dimension of b; at least max(1, n).

```

Output Parameters

```

a The upper or lower triangle of A is overwritten by the upper
or lower triangle of C, as specified by the arguments itype
and uplo.

info INTEGER.
If info = 0, the execution is successful.
If info = -i, the i-th parameter had an illegal value.

```

Fortran 95 Interface Notes

Routines in Fortran 95 interface have fewer arguments in the calling sequence than their FORTRAN 77 counterparts. For general conventions applied to skip redundant or restorable arguments, see [Fortran 95 Interface Conventions](#).

Specific details for the routine `sygst` interface are the following:

<code>a</code>	Holds the matrix A of size (n, n) .
<code>b</code>	Holds the matrix B of size (n, n) .
<code>itype</code>	Must be 1, 2, or 3. The default value is 1.
<code>uplo</code>	Must be 'U' or 'L'. The default value is 'U'.

Application Notes

Forming the reduced matrix C is a stable procedure. However, it involves implicit multiplication by $\text{inv}(B)$ (if `itype` = 1) or B (if `itype` = 2 or 3). When the routine is used as a step in the computation of eigenvalues and eigenvectors of the original problem, there may be a significant loss of accuracy if B is ill-conditioned with respect to inversion.

The approximate number of floating-point operations is n^3 .

?hegst

Reduces a complex Hermitian-definite generalized eigenvalue problem to the standard form.

Syntax

FORTRAN 77:

```
call chegst(itype, uplo, n, a, lda, b, ldb, info)
call zhegst(itype, uplo, n, a, lda, b, ldb, info)
```

Fortran 95:

```
call hegst(a, b [,itype] [,uplo] [,info])
```

Description

This routine is declared in `mkl_lapack.fi` for FORTRAN 77 interface, in `lapack.f90` for Fortran 95 interface, and in `mkl_lapack.h` for C interface.

The routine reduces complex Hermitian-definite generalized eigenvalue problems

$A^*x = \lambda^*B^*x$, $A^*B^*x = \lambda^*x$, or $B^*A^*x = \lambda^*x$.

to the standard form $Cy = \lambda y$. Here the matrix A is complex Hermitian, and B is complex Hermitian positive-definite. Before calling this routine, you must call `?potrf` to compute the Cholesky factorization: $B = U^H * U$ or $B = L * L^H$.

Input Parameters

<i>itype</i>	<p>INTEGER. Must be 1 or 2 or 3.</p> <p>If <i>itype</i> = 1, the generalized eigenproblem is $A^*z = \lambda^*B^*z$</p> <p>for <i>uplo</i> = 'U': $C = \text{inv}(U^H) * A * \text{inv}(U)$, $z = \text{inv}(U) * y$;</p> <p>for <i>uplo</i> = 'L': $C = \text{inv}(L) * A * \text{inv}(L^H)$, $z = \text{inv}(L^H) * y$.</p> <p>If <i>itype</i> = 2, the generalized eigenproblem is $A^*B^*z = \lambda^*z$</p> <p>for <i>uplo</i> = 'U': $C = U^*A^*U^H$, $z = \text{inv}(U) * y$;</p> <p>for <i>uplo</i> = 'L': $C = L^H * A^*L$, $z = \text{inv}(L^H) * y$.</p> <p>If <i>itype</i> = 3, the generalized eigenproblem is $B^*A^*z = \lambda^*z$</p> <p>for <i>uplo</i> = 'U': $C = U^*A^*U^H$, $z = U^H * y$;</p> <p>for <i>uplo</i> = 'L': $C = L^H * A^*L$, $z = L * y$.</p>
<i>uplo</i>	<p>CHARACTER*1. Must be 'U' or 'L'.</p> <p>If <i>uplo</i> = 'U', the array <i>a</i> stores the upper triangle of A;</p> <p>you must supply B in the factored form $B = U^H * U$.</p> <p>If <i>uplo</i> = 'L', the array <i>a</i> stores the lower triangle of A;</p> <p>you must supply B in the factored form $B = L * L^H$.</p>
<i>n</i>	<p>INTEGER. The order of the matrices A and B ($n \geq 0$).</p>
<i>a, b</i>	<p>COMPLEX for <code>chegstDOUBLE</code> COMPLEX for <code>zhgst</code>.</p> <p>Arrays:</p> <p><i>a</i>(<i>lda</i>,*) contains the upper or lower triangle of A.</p> <p>The second dimension of <i>a</i> must be at least $\max(1, n)$.</p> <p><i>b</i>(<i>ldb</i>,*) contains the Cholesky-factored matrix B:</p> <p>$B = U^H * U$ or $B = L * L^H$ (as returned by <code>?potrf</code>).</p> <p>The second dimension of <i>b</i> must be at least $\max(1, n)$.</p>
<i>lda</i>	<p>INTEGER. The first dimension of <i>a</i>; at least $\max(1, n)$.</p>
<i>ldb</i>	<p>INTEGER. The first dimension of <i>b</i>; at least $\max(1, n)$.</p>

Output Parameters

<i>a</i>	The upper or lower triangle of <i>A</i> is overwritten by the upper or lower triangle of <i>C</i> , as specified by the arguments <i>itype</i> and <i>uplo</i> .
<i>info</i>	INTEGER. If <i>info</i> = 0, the execution is successful. If <i>info</i> = - <i>i</i> , the <i>i</i> -th parameter had an illegal value.

Fortran 95 Interface Notes

Routines in Fortran 95 interface have fewer arguments in the calling sequence than their FORTRAN 77 counterparts. For general conventions applied to skip redundant or restorable arguments, see [Fortran 95 Interface Conventions](#).

Specific details for the routine `hegst` interface are the following:

<i>a</i>	Holds the matrix <i>A</i> of size (n, n) .
<i>b</i>	Holds the matrix <i>B</i> of size (n, n) .
<i>itype</i>	Must be 1, 2, or 3. The default value is 1.
<i>uplo</i>	Must be 'U' or 'L'. The default value is 'U'.

Application Notes

Forming the reduced matrix *C* is a stable procedure. However, it involves implicit multiplication by $\text{inv}(B)$ (if *itype* = 1) or *B* (if *itype* = 2 or 3). When the routine is used as a step in the computation of eigenvalues and eigenvectors of the original problem, there may be a significant loss of accuracy if *B* is ill-conditioned with respect to inversion.

The approximate number of floating-point operations is n^3 .

?spgst

Reduces a real symmetric-definite generalized eigenvalue problem to the standard form using packed storage.

Syntax

FORTRAN 77:

```
call sspgst(itype, uplo, n, ap, bp, info)
```

```
call dspgst(itype, uplo, n, ap, bp, info)
```

Fortran 95:

```
call spgst(ap, bp [,itype] [,uplo] [,info])
```

Description

This routine is declared in `mkl_lapack.fi` for FORTRAN 77 interface, in `lapack.f90` for Fortran 95 interface, and in `mkl_lapack.h` for C interface.

The routine reduces real symmetric-definite generalized eigenproblems

$$A^*x = \lambda^*B^*x, A^*B^*x = \lambda^*x, \text{ or } B^*A^*x = \lambda^*x$$

to the standard form $C^*y = \lambda^*y$, using packed matrix storage. Here A is a real symmetric matrix, and B is a real symmetric positive-definite matrix. Before calling this routine, call `?pptrf` to compute the Cholesky factorization: $B = U^T * U$ or $B = L * L^T$.

Input Parameters

<i>itype</i>	<p>INTEGER. Must be 1 or 2 or 3.</p> <p>If <i>itype</i> = 1, the generalized eigenproblem is $A^*z = \lambda^*B^*z$</p> <p>for <i>uplo</i> = 'U': $C = \text{inv}(U^T) * A^* \text{inv}(U)$, $z = \text{inv}(U) * y$;</p> <p>for <i>uplo</i> = 'L': $C = \text{inv}(L) * A^* \text{inv}(L^T)$, $z = \text{inv}(L^T) * y$.</p> <p>If <i>itype</i> = 2, the generalized eigenproblem is $A^*B^*z = \lambda^*z$</p> <p>for <i>uplo</i> = 'U': $C = U^*A^*U^T$, $z = \text{inv}(U) * y$;</p> <p>for <i>uplo</i> = 'L': $C = L^T * A^*L$, $z = \text{inv}(L^T) * y$.</p> <p>If <i>itype</i> = 3, the generalized eigenproblem is $B^*A^*z = \lambda^*z$</p> <p>for <i>uplo</i> = 'U': $C = U^*A^*U^T$, $z = U^T * y$;</p> <p>for <i>uplo</i> = 'L': $C = L^T * A^*L$, $z = L^*y$.</p>
<i>uplo</i>	<p>CHARACTER*1. Must be 'U' or 'L'.</p> <p>If <i>uplo</i> = 'U', <i>ap</i> stores the packed upper triangle of A; you must supply B in the factored form $B = U^T * U$.</p> <p>If <i>uplo</i> = 'L', <i>ap</i> stores the packed lower triangle of A; you must supply B in the factored form $B = L * L^T$.</p>
<i>n</i>	<p>INTEGER. The order of the matrices A and B ($n \geq 0$).</p>

ap, *bp* REAL for `sspgst`
 DOUBLE PRECISION for `dspgst`.
Arrays:
ap(*) contains the packed upper or lower triangle of *A*.
 The dimension of *ap* must be at least $\max(1, n*(n+1)/2)$.
bp(*) contains the packed Cholesky factor of *B* (as returned
 by `?pptrf` with the same *uplo* value).
 The dimension of *bp* must be at least $\max(1, n*(n+1)/2)$.

Output Parameters

ap The upper or lower triangle of *A* is overwritten by the upper
 or lower triangle of *C*, as specified by the arguments *itype*
 and *uplo*.
info INTEGER.
 If *info* = 0, the execution is successful.
 If *info* = -*i*, the *i*-th parameter had an illegal value.

Fortran 95 Interface Notes

Routines in Fortran 95 interface have fewer arguments in the calling sequence than their FORTRAN 77 counterparts. For general conventions applied to skip redundant or restorable arguments, see [Fortran 95 Interface Conventions](#).

Specific details for the routine `spgst` interface are the following:

ap Holds the array *A* of size $(n*(n+1)/2)$.
bp Holds the array *B* of size $(n*(n+1)/2)$.
itype Must be 1, 2, or 3. The default value is 1.
uplo Must be 'U' or 'L'. The default value is 'U'.

Application Notes

Forming the reduced matrix *C* is a stable procedure. However, it involves implicit multiplication by $\text{inv}(B)$ (if *itype* = 1) or *B* (if *itype* = 2 or 3). When the routine is used as a step in the computation of eigenvalues and eigenvectors of the original problem, there may be a significant loss of accuracy if *B* is ill-conditioned with respect to inversion.

The approximate number of floating-point operations is n^3 .

?hpgst

Reduces a complex Hermitian-definite generalized eigenvalue problem to the standard form using packed storage.

Syntax

FORTRAN 77:

```
call chpgst(itype, uplo, n, ap, bp, info)
call zhpst(itype, uplo, n, ap, bp, info)
```

Fortran 95:

```
call hpgst(ap, bp [,itype] [,uplo] [,info])
```

Description

This routine is declared in `mkl_lapack.fi` for FORTRAN 77 interface, in `lapack.f90` for Fortran 95 interface, and in `mkl_lapack.h` for C interface.

The routine reduces real symmetric-definite generalized eigenproblems

$$A^*z = \lambda^*B^*z, A^*B^*z = \lambda^*z, \text{ or } B^*A^*z = \lambda^*z.$$

to the standard form $C^*y = \lambda^*y$, using packed matrix storage. Here A is a real symmetric matrix, and B is a real symmetric positive-definite matrix. Before calling this routine, you must call `?pptrf` to compute the Cholesky factorization: $B = U^H*U$ or $B = L*L^H$.

Input Parameters

`itype` INTEGER. Must be 1 or 2 or 3.
 If `itype` = 1, the generalized eigenproblem is $A^*z = \lambda^*B^*z$
 for `uplo` = 'U': $C = \text{inv}(U^H)*A*\text{inv}(U)$, $z = \text{inv}(U)*y$;
 for `uplo` = 'L': $C = \text{inv}(L)*A*\text{inv}(L^H)$, $z = \text{inv}(L^H)*y$.
 If `itype` = 2, the generalized eigenproblem is $A^*B^*z = \lambda^*z$
 for `uplo` = 'U': $C = U^H*A*U^H$, $z = \text{inv}(U)*y$;
 for `uplo` = 'L': $C = L^H*A*L$, $z = \text{inv}(L^H)*y$.

If $itype = 3$, the generalized eigenproblem is $B^*A^*z = \lambda z$
 for $uplo = 'U'$: $C = U^*A^*U^H$, $z = U^H*y$;
 for $uplo = 'L'$: $C = L^H*A^*L$, $z = L*y$.

uplo CHARACTER*1. Must be 'U' or 'L'.
 If $uplo = 'U'$, *ap* stores the packed upper triangle of *A*;
 you must supply *B* in the factored form $B = U^H*U$.
 If $uplo = 'L'$, *ap* stores the packed lower triangle of *A*;
 you must supply *B* in the factored form $B = L*L^H$.

n INTEGER. The order of the matrices *A* and *B* ($n \geq 0$).

ap, *bp* COMPLEX for `chpgst` DOUBLE COMPLEX for `zhpgst`.
 Arrays:
ap(*) contains the packed upper or lower triangle of *A*.
 The dimension of *a* must be at least $\max(1, n*(n+1)/2)$.
bp(*) contains the packed Cholesky factor of *B* (as returned
 by `?pptrf` with the same *uplo* value).
 The dimension of *b* must be at least $\max(1, n*(n+1)/2)$.

Output Parameters

ap The upper or lower triangle of *A* is overwritten by the upper
 or lower triangle of *C*, as specified by the arguments *itype*
 and *uplo*.

info INTEGER.
 If $info = 0$, the execution is successful.
 If $info = -i$, the *i*-th parameter had an illegal value.

Fortran 95 Interface Notes

Routines in Fortran 95 interface have fewer arguments in the calling sequence than their FORTRAN 77 counterparts. For general conventions applied to skip redundant or restorable arguments, see [Fortran 95 Interface Conventions](#).

Specific details for the routine `hpgst` interface are the following:

ap Holds the array *A* of size $(n*(n+1)/2)$.
bp Holds the array *B* of size $(n*(n+1)/2)$.
itype Must be 1, 2, or 3. The default value is 1.

uplo

Must be 'U' or 'L'. The default value is 'U'.

Application Notes

Forming the reduced matrix C is a stable procedure. However, it involves implicit multiplication by $\text{inv}(B)$ (if *itype* = 1) or B (if *itype* = 2 or 3). When the routine is used as a step in the computation of eigenvalues and eigenvectors of the original problem, there may be a significant loss of accuracy if B is ill-conditioned with respect to inversion.

The approximate number of floating-point operations is n^3 .

?sbgst

Reduces a real symmetric-definite generalized eigenproblem for banded matrices to the standard form using the factorization performed by ?pbstf.

Syntax

FORTRAN 77:

```
call ssgst(vect, uplo, n, ka, kb, ab, ldab, bb, ldbb, x, ldx, work, info)
call dsbgst(vect, uplo, n, ka, kb, ab, ldab, bb, ldbb, x, ldx, work, info)
```

Fortran 95:

```
call sbgst(ab, bb [,x] [,uplo] [,info])
```

Description

This routine is declared in `mkl_lapack.fi` for FORTRAN 77 interface, in `lapack.f90` for Fortran 95 interface, and in `mkl_lapack.h` for C interface.

To reduce the real symmetric-definite generalized eigenproblem $A^*z = \lambda^*B^*z$ to the standard form $C^*y = \lambda^*y$, where A , B and C are banded, this routine must be preceded by a call to [spb-stf/dpbstf](#), which computes the split Cholesky factorization of the positive-definite matrix B : $B = S^T * S$. The split Cholesky factorization, compared with the ordinary Cholesky factorization, allows the work to be approximately halved.

This routine overwrites A with $C = X^T * A * X$, where $X = \text{inv}(S) * Q$ and Q is an orthogonal matrix chosen (implicitly) to preserve the bandwidth of A . The routine also has an option to allow the accumulation of X , and then, if z is an eigenvector of C , X^*z is an eigenvector of the original system.

Input Parameters

<i>vect</i>	<p>CHARACTER*1. Must be 'N' or 'V'.</p> <p>If <i>vect</i> = 'N', then matrix <i>x</i> is not returned;</p> <p>If <i>vect</i> = 'V', then matrix <i>x</i> is returned.</p>
<i>uplo</i>	<p>CHARACTER*1. Must be 'U' or 'L'.</p> <p>If <i>uplo</i> = 'U', <i>ab</i> stores the upper triangular part of <i>A</i>.</p> <p>If <i>uplo</i> = 'L', <i>ab</i> stores the lower triangular part of <i>A</i>.</p>
<i>n</i>	INTEGER. The order of the matrices <i>A</i> and <i>B</i> ($n \geq 0$).
<i>ka</i>	<p>INTEGER. The number of super- or sub-diagonals in <i>A</i></p> <p>($ka \geq 0$).</p>
<i>kb</i>	<p>INTEGER. The number of super- or sub-diagonals in <i>B</i></p> <p>($ka \geq kb \geq 0$).</p>
<i>ab, bb, work</i>	<p>REAL for <i>ssbgst</i></p> <p>DOUBLE PRECISION for <i>dsbgst</i></p> <p><i>ab</i> (<i>ldab</i>,*) is an array containing either upper or lower triangular part of the symmetric matrix <i>A</i> (as specified by <i>uplo</i>) in band storage format.</p> <p>The second dimension of the array <i>ab</i> must be at least $\max(1, n)$.</p> <p><i>bb</i> (<i>ldbb</i>,*) is an array containing the banded split Cholesky factor of <i>B</i> as specified by <i>uplo</i>, <i>n</i> and <i>kb</i> and returned by spbstf/dpbstf.</p> <p>The second dimension of the array <i>bb</i> must be at least $\max(1, n)$.</p> <p><i>work</i> (*) is a workspace array, dimension at least $\max(1, 2*n)$</p>
<i>ldab</i>	INTEGER. The first dimension of the array <i>ab</i> ; must be at least <i>ka</i> +1.
<i>ldbb</i>	INTEGER. The first dimension of the array <i>bb</i> ; must be at least <i>kb</i> +1.
<i>ldx</i>	<p>The first dimension of the output array <i>x</i>. Constraints: if</p> <p><i>vect</i> = 'N', then $ldx \geq 1$;</p> <p>if <i>vect</i> = 'V', then $ldx \geq \max(1, n)$.</p>

Output Parameters

<i>ab</i>	On exit, this array is overwritten by the upper or lower triangle of <i>c</i> as specified by <i>uplo</i> .
<i>x</i>	<p>REAL for <i>ssbgst</i> DOUBLE PRECISION for <i>dsbgst</i> Array. If <i>vect</i> = 'V', then <i>x</i> (<i>ldx</i>,*) contains the <i>n</i>-by-<i>n</i> matrix $X = \text{inv}(S) * Q$. If <i>vect</i> = 'N', then <i>x</i> is not referenced. The second dimension of <i>x</i> must be: at least $\max(1, n)$, if <i>vect</i> = 'V'; at least 1, if <i>vect</i> = 'N'.</p>
<i>info</i>	<p>INTEGER. If <i>info</i> = 0, the execution is successful. If <i>info</i> = -<i>i</i>, the <i>i</i>-th parameter had an illegal value.</p>

Fortran 95 Interface Notes

Routines in Fortran 95 interface have fewer arguments in the calling sequence than their FORTRAN 77 counterparts. For general conventions applied to skip redundant or restorable arguments, see [Fortran 95 Interface Conventions](#).

Specific details for the routine *sbgst* interface are the following:

<i>ab</i>	Holds the array <i>A</i> of size $(ka+1, n)$.
<i>bb</i>	Holds the array <i>B</i> of size $(kb+1, n)$.
<i>x</i>	Holds the matrix <i>X</i> of size (n, n) .
<i>uplo</i>	Must be 'U' or 'L'. The default value is 'U'.
<i>vect</i>	<p>Restored based on the presence of the argument <i>x</i> as follows: <i>vect</i> = 'V', if <i>x</i> is present, <i>vect</i> = 'N', if <i>x</i> is omitted.</p>

Application Notes

Forming the reduced matrix *c* involves implicit multiplication by $\text{inv}(B)$. When the routine is used as a step in the computation of eigenvalues and eigenvectors of the original problem, there may be a significant loss of accuracy if *B* is ill-conditioned with respect to inversion.

If ka and kb are much less than n then the total number of floating-point operations is approximately $6n^2*kb$, when $vect = 'N'$. Additional $(3/2)n^3*(kb/ka)$ operations are required when $vect = 'V'$.

?hbgst

Reduces a complex Hermitian-definite generalized eigenproblem for banded matrices to the standard form using the factorization performed by [?pbstf](#).

Syntax

FORTRAN 77:

```
call chbgst(vect, uplo, n, ka, kb, ab, ldab, bb, ldbb, x, ldx, work, rwork,
info)

call zhbgst(vect, uplo, n, ka, kb, ab, ldab, bb, ldbb, x, ldx, work, rwork,
info)
```

Fortran 95:

```
call hbgst(ab, bb [,x] [,uplo] [,info])
```

Description

This routine is declared in `mkl_lapack.fi` for FORTRAN 77 interface, in `lapack.f90` for Fortran 95 interface, and in `mkl_lapack.h` for C interface.

To reduce the complex Hermitian-definite generalized eigenproblem $A^*z = \lambda^*B^*z$ to the standard form $C^*x = \lambda^*y$, where A , B and C are banded, this routine must be preceded by a call to [cpbstf/zpbstf](#), which computes the split Cholesky factorization of the positive-definite matrix B : $B = S^H*S$. The split Cholesky factorization, compared with the ordinary Cholesky factorization, allows the work to be approximately halved.

This routine overwrites A with $C = X^H*A*X$, where $X = \text{inv}(S)*Q$, and Q is a unitary matrix chosen (implicitly) to preserve the bandwidth of A . The routine also has an option to allow the accumulation of X , and then, if z is an eigenvector of C , $X*z$ is an eigenvector of the original system.

Input Parameters

`vect` CHARACTER*1. Must be 'N' or 'V'.

	<p>If <code>vect = 'N'</code>, then matrix X is not returned; If <code>vect = 'V'</code>, then matrix X is returned.</p>
<code>uplo</code>	<p>CHARACTER*1. Must be 'U' or 'L'. If <code>uplo = 'U'</code>, ab stores the upper triangular part of A. If <code>uplo = 'L'</code>, ab stores the lower triangular part of A.</p>
<code>n</code>	<p>INTEGER. The order of the matrices A and B ($n \geq 0$).</p>
<code>ka</code>	<p>INTEGER. The number of super- or sub-diagonals in A ($ka \geq 0$).</p>
<code>kb</code>	<p>INTEGER. The number of super- or sub-diagonals in B ($ka \geq kb \geq 0$).</p>
<code>ab, bb, work</code>	<p>COMPLEX for <code>chbgst</code> DOUBLE COMPLEX for <code>zhbgst</code> ab (<code>ldab,*</code>) is an array containing either upper or lower triangular part of the Hermitian matrix A (as specified by <code>uplo</code>) in band storage format. The second dimension of the array ab must be at least $\max(1, n)$. bb (<code>ldbb,*</code>) is an array containing the banded split Cholesky factor of B as specified by <code>uplo</code>, n and <code>kb</code> and returned by cpbstf/zpbstf. The second dimension of the array bb must be at least $\max(1, n)$. $work$ (*) is a workspace array, dimension at least $\max(1, n)$</p>
<code>ldab</code>	<p>INTEGER. The first dimension of the array ab; must be at least $ka+1$.</p>
<code>ldbb</code>	<p>INTEGER. The first dimension of the array bb; must be at least $kb+1$.</p>
<code>ldx</code>	<p>The first dimension of the output array x. Constraints: if <code>vect = 'N'</code>, then $ldx \geq 1$; if <code>vect = 'V'</code>, then $ldx \geq \max(1, n)$.</p>
<code>rwork</code>	<p>REAL for <code>chbgst</code> DOUBLE PRECISION for <code>zhbgst</code> Workspace array, dimension at least $\max(1, n)$</p>

Output Parameters

<i>ab</i>	On exit, this array is overwritten by the upper or lower triangle of <i>C</i> as specified by <i>uplo</i> .
<i>x</i>	COMPLEX for <i>chbgst</i> DOUBLE COMPLEX for <i>zhbgst</i> Array. If <i>vect</i> = 'V', then <i>x</i> (<i>ldx</i> ,*) contains the <i>n</i> -by- <i>n</i> matrix $X = \text{inv}(S) * Q$. If <i>vect</i> = 'N', then <i>x</i> is not referenced. The second dimension of <i>x</i> must be: at least $\max(1, n)$, if <i>vect</i> = 'V'; at least 1, if <i>vect</i> = 'N'.
<i>info</i>	INTEGER. If <i>info</i> = 0, the execution is successful. If <i>info</i> = - <i>i</i> , the <i>i</i> -th parameter had an illegal value.

Fortran 95 Interface Notes

Routines in Fortran 95 interface have fewer arguments in the calling sequence than their FORTRAN 77 counterparts. For general conventions applied to skip redundant or restorable arguments, see [Fortran 95 Interface Conventions](#).

Specific details for the routine *hbgst* interface are the following:

<i>ab</i>	Holds the array <i>A</i> of size $(ka+1, n)$.
<i>bb</i>	Holds the array <i>B</i> of size $(kb+1, n)$.
<i>x</i>	Holds the matrix <i>X</i> of size (n, n) .
<i>uplo</i>	Must be 'U' or 'L'. The default value is 'U'.
<i>vect</i>	Restored based on the presence of the argument <i>x</i> as follows: <i>vect</i> = 'V', if <i>x</i> is present, <i>vect</i> = 'N', if <i>x</i> is omitted.

Application Notes

Forming the reduced matrix *C* involves implicit multiplication by $\text{inv}(B)$. When the routine is used as a step in the computation of eigenvalues and eigenvectors of the original problem, there may be a significant loss of accuracy if *B* is ill-conditioned with respect to inversion. The total number of floating-point operations is approximately $20n^2 * kb$, when *vect* = 'N'. Additional $5n^3 * (kb/ka)$ operations are required when *vect* = 'V'. All these estimates assume that both *ka* and *kb* are much less than *n*.

?pbstf

Computes a split Cholesky factorization of a real symmetric or complex Hermitian positive-definite banded matrix used in ?sbgst/?hbgst .

Syntax

FORTRAN 77:

```
call spbstf(uplo, n, kb, bb, ldbb, info)
call dpbstf(uplo, n, kb, bb, ldbb, info)
call cpbstf(uplo, n, kb, bb, ldbb, info)
call zpbstf(uplo, n, kb, bb, ldbb, info)
```

Fortran 95:

```
call pbstf(bb [, uplo] [,info])
```

Description

This routine is declared in `mkl_lapack.fi` for FORTRAN 77 interface, in `lapack.f90` for Fortran 95 interface, and in `mkl_lapack.h` for C interface.

The routine computes a split Cholesky factorization of a real symmetric or complex Hermitian positive-definite band matrix B . It is to be used in conjunction with [?sbgst/?hbgst](#).

The factorization has the form $B = S^T * S$ (or $B = S^H * S$ for complex flavors), where S is a band matrix of the same bandwidth as B and the following structure: S is upper triangular in the first $(n+kb)/2$ rows and lower triangular in the remaining rows.

Input Parameters

<code>uplo</code>	CHARACTER*1. Must be 'U' or 'L'. If <code>uplo</code> = 'U', <code>bb</code> stores the upper triangular part of B . If <code>uplo</code> = 'L', <code>bb</code> stores the lower triangular part of B .
<code>n</code>	INTEGER. The order of the matrix B ($n \geq 0$).
<code>kb</code>	INTEGER. The number of super- or sub-diagonals in B ($kb \geq 0$).
<code>bb</code>	REAL for <code>spbstf</code>

DOUBLE PRECISION for `dpbstf`
 COMPLEX for `cpbstf`
 DOUBLE COMPLEX for `zpbstf`.
bb (*ldbb*,*) is an array containing either upper or lower triangular part of the matrix *B* (as specified by *uplo*) in band storage format.
 The second dimension of the array *bb* must be at least $\max(1, n)$.

ldbb INTEGER. The first dimension of *bb*; must be at least $kb+1$.

Output Parameters

bb On exit, this array is overwritten by the elements of the split Cholesky factor *S*.

info INTEGER.
 If *info* = 0, the execution is successful.
 If *info* = *i*, then the factorization could not be completed, because the updated element b_{ii} would be the square root of a negative number; hence the matrix *B* is not positive-definite.
 If *info* = -*i*, the *i*-th parameter had an illegal value.

Fortran 95 Interface Notes

Routines in Fortran 95 interface have fewer arguments in the calling sequence than their FORTRAN 77 counterparts. For general conventions applied to skip redundant or restorable arguments, see [Fortran 95 Interface Conventions](#).

Specific details for the routine `pbstf` interface are the following:

bb Holds the array *B* of size $(kb+1, n)$.
uplo Must be 'U' or 'L'. The default value is 'U'.

Application Notes

The computed factor *S* is the exact factor of a perturbed matrix $B + E$, where

$$|E| \leq c(kb + 1)\epsilon |S^H| |S|, \quad |e_{ij}| \leq c(kb + 1)\epsilon \sqrt{b_{ii}b_{jj}}$$

$c(n)$ is a modest linear function of n , and ε is the machine precision.

The total number of floating-point operations for real flavors is approximately $n(kb+1)^2$. The number of operations for complex flavors is 4 times greater. All these estimates assume that kb is much less than n .

After calling this routine, you can call [?sbgst/?hbgst](#) to solve the generalized eigenproblem $Az = \lambda Bz$, where A and B are banded and B is positive-definite.

Nonsymmetric Eigenvalue Problems

This section describes LAPACK routines for solving nonsymmetric eigenvalue problems, computing the Schur factorization of general matrices, as well as performing a number of related computational tasks.

A *nonsymmetric eigenvalue problem* is as follows: given a nonsymmetric (or non-Hermitian) matrix A , find the *eigenvalues* λ and the corresponding *eigenvectors* z that satisfy the equation

$$Az = \lambda z \text{ (right eigenvectors } z)$$

or the equation

$$z^H A = \lambda z^H \text{ (left eigenvectors } z).$$

Nonsymmetric eigenvalue problems have the following properties:

- The number of eigenvectors may be less than the matrix order (but is not less than the number of *distinct eigenvalues* of A).
- Eigenvalues may be complex even for a real matrix A .
- If a real nonsymmetric matrix has a complex eigenvalue $a+bi$ corresponding to an eigenvector z , then $a-bi$ is also an eigenvalue. The eigenvalue $a-bi$ corresponds to the eigenvector whose elements are complex conjugate to the elements of z .

To solve a nonsymmetric eigenvalue problem with LAPACK, you usually need to reduce the matrix to the upper Hessenberg form and then solve the eigenvalue problem with the Hessenberg matrix obtained. [Table 4-5](#) lists LAPACK routines (FORTRAN 77 interface) for reducing the matrix to the upper Hessenberg form by an orthogonal (or unitary) similarity transformation $A = QHQ^H$ as well as routines for solving eigenvalue problems with Hessenberg matrices, forming the Schur factorization of such matrices and computing the corresponding condition numbers. Respective routine names in Fortran 95 interface are without the first symbol (see [Routine Naming Conventions](#)).

Decision tree in [Figure 4-4](#) helps you choose the right routine or sequence of routines for an eigenvalue problem with a real nonsymmetric matrix. If you need to solve an eigenvalue problem with a complex non-Hermitian matrix, use the decision tree shown in [Figure 4-5](#).

Table 4-5 Computational Routines for Solving Nonsymmetric Eigenvalue Problems

Operation performed	Routines for real matrices	Routines for complex matrices
Reduce to Hessenberg form $A = QHQ^H$?gehrd ,	?gehrd
Generate the matrix Q	?orghr	?unghr
Apply the matrix Q	?ormhr	?unmhr
Balance matrix	?gebal	?gebal
Transform eigenvectors of balanced matrix to those of the original matrix	?gebak	?gebak
Find eigenvalues and Schur factorization (QR algorithm)	?hseqr	?hseqr
Find eigenvectors from Hessenberg form (inverse iteration)	?hsein	?hsein
Find eigenvectors from Schur factorization	?trevc	?trevc
Estimate sensitivities of eigenvalues and eigenvectors	?trsna	?trsna
Reorder Schur factorization	?trexc	?trexc
Reorder Schur factorization, find the invariant subspace and estimate sensitivities	?trsen	?trsen

Operation performed	Routines for real matrices	Routines for complex matrices
Solves Sylvester's equation.	<code>?trsyl</code>	<code>?trsyl</code>

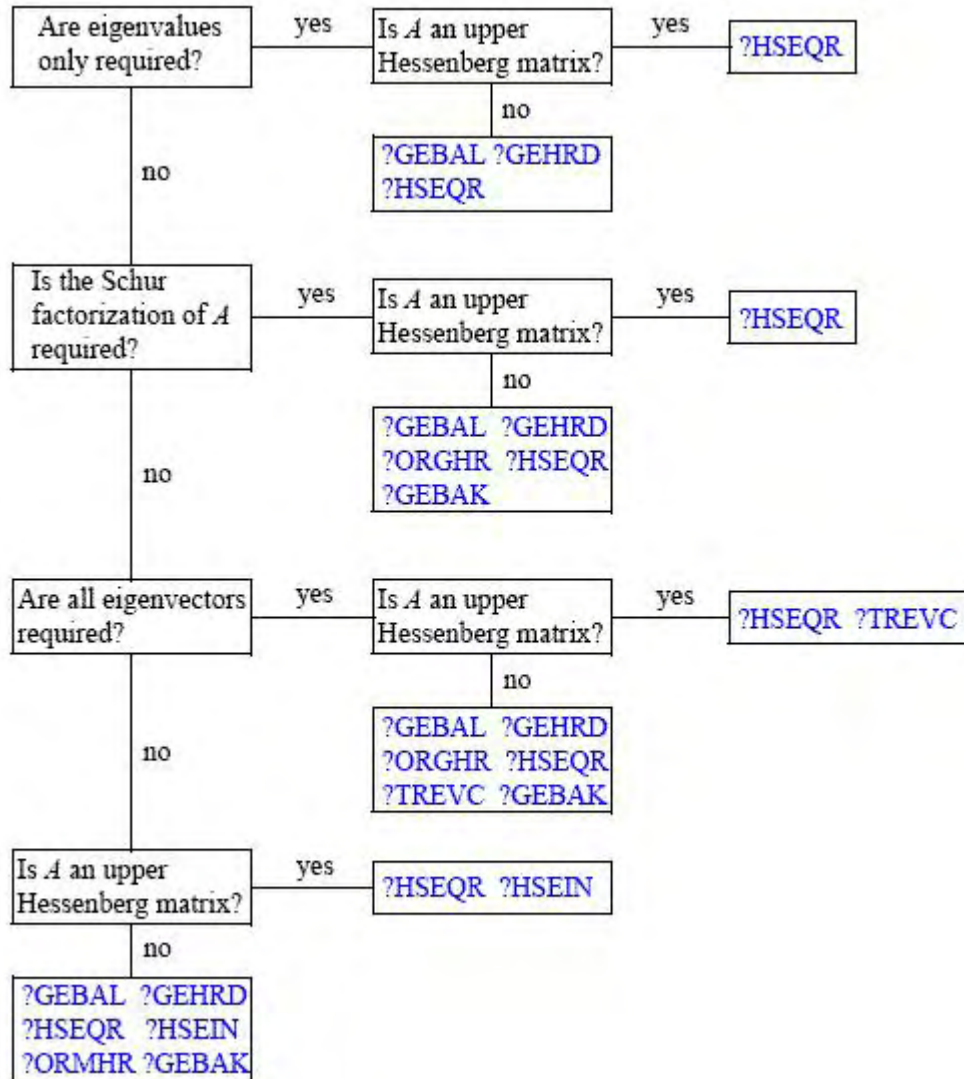
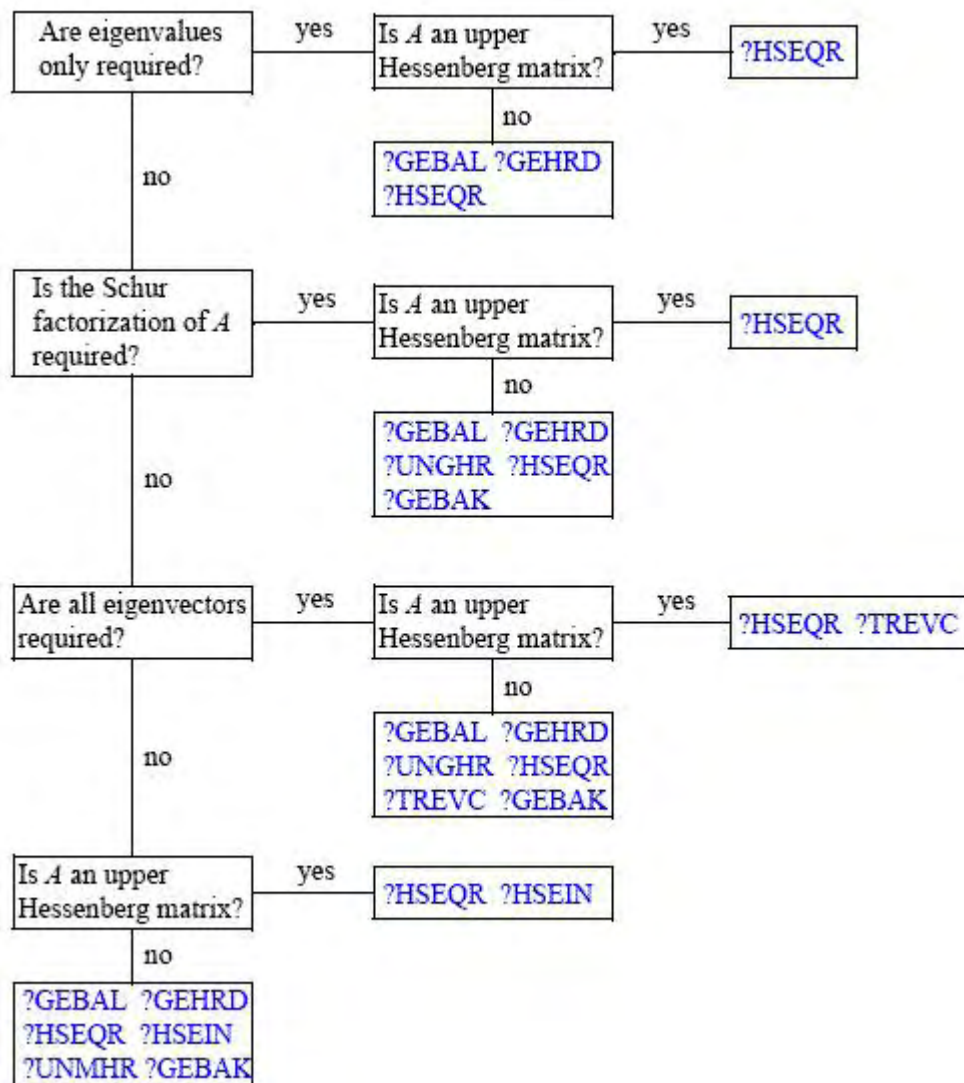
Figure 4-4 Decision Tree: Real Nonsymmetric Eigenvalue Problems

Figure 4-5 Decision Tree: Complex Non-Hermitian Eigenvalue Problems



?gehrd

Reduces a general matrix to upper Hessenberg form.

Syntax

FORTRAN 77:

```
call sgehrd(n, ilo, ihi, a, lda, tau, work, lwork, info)
call dgehrd(n, ilo, ihi, a, lda, tau, work, lwork, info)
call cgehrd(n, ilo, ihi, a, lda, tau, work, lwork, info)
call zgehrd(n, ilo, ihi, a, lda, tau, work, lwork, info)
```

Fortran 95:

```
call gehrd(a [, tau] [,ilo] [,ihi] [,info])
```

Description

This routine is declared in `mkl_lapack.fi` for FORTRAN 77 interface, in `lapack.f90` for Fortran 95 interface, and in `mkl_lapack.h` for C interface.

The routine reduces a general matrix A to upper Hessenberg form H by an orthogonal or unitary similarity transformation $A = Q^*H^*Q^H$. Here H has real subdiagonal elements.

The routine does not form the matrix Q explicitly. Instead, Q is represented as a product of *elementary reflectors*. Routines are provided to work with Q in this representation.

Input Parameters

n	INTEGER. The order of the matrix A ($n \geq 0$).
ilo, ihi	INTEGER. If A is an output by ?gebal, then ilo and ihi must contain the values returned by that routine. Otherwise $ilo = 1$ and $ihi = n$. (If $n > 0$, then $1 \leq ilo \leq ihi \leq n$; if $n = 0$, $ilo = 1$ and $ihi = 0$.)
$a, work$	REAL for sgehrd DOUBLE PRECISION for dgehrd COMPLEX for cgehrd DOUBLE COMPLEX for zgehrd. Arrays:

a (*lda*,*) contains the matrix *A*.
The second dimension of *a* must be at least $\max(1, n)$.
work (*lwork*) is a workspace array.

lda INTEGER. The first dimension of *a*; at least $\max(1, n)$.

lwork INTEGER. The size of the *work* array; at least $\max(1, n)$.
If *lwork* = -1, then a workspace query is assumed; the routine only calculates the optimal size of the *work* array, returns this value as the first entry of the *work* array, and no error message related to *lwork* is issued by [xerbla](#).
See *Application Notes* for the suggested value of *lwork*.

Output Parameters

a Overwritten by the upper Hessenberg matrix *H* and details of the matrix *Q*. The subdiagonal elements of *H* are real.

tau REAL for [sgehrd](#)
DOUBLE PRECISION for [dgehrd](#)
COMPLEX for [cgehrd](#)
DOUBLE COMPLEX for [zgehrd](#).
Array, DIMENSION at least $\max(1, n-1)$.
Contains additional information on the matrix *Q*.

work(1) If *info* = 0, on exit *work*(1) contains the minimum value of *lwork* required for optimum performance. Use this *lwork* for subsequent runs.

info INTEGER.
If *info* = 0, the execution is successful.
If *info* = -*i*, the *i*-th parameter had an illegal value.

Fortran 95 Interface Notes

Routines in Fortran 95 interface have fewer arguments in the calling sequence than their FORTRAN 77 counterparts. For general conventions applied to skip redundant or restorable arguments, see [Fortran 95 Interface Conventions](#).

Specific details for the routine [gehrd](#) interface are the following:

a Holds the matrix *A* of size (*n*,*n*).

tau Holds the vector of length (*n*-1).

ilo Default value for this argument is *ilo* = 1.

*ihi*Default value for this argument is *ihi* = *n*.

Application Notes

For better performance, try using *lwork* = *n*blocksize*, where *blocksize* is a machine-dependent value (typically, 16 to 64) required for optimum performance of the *blocked algorithm*.

If you are in doubt how much workspace to supply, use a generous value of *lwork* for the first run or set *lwork* = -1.

If you choose the first option and set any of admissible *lwork* sizes, which is no less than the minimal value described, the routine completes the task, though probably not so fast as with a recommended workspace, and provides the recommended workspace in the first element of the corresponding array *work* on exit. Use this value (*work*(1)) for subsequent runs.

If you set *lwork* = -1, the routine returns immediately and provides the recommended workspace in the first element of the corresponding array (*work*). This operation is called a workspace query.

Note that if you set *lwork* to less than the minimal required value and not -1, the routine returns immediately with an error exit and does not provide any information on the recommended workspace.

The computed Hessenberg matrix *H* is exactly similar to a nearby matrix *A* + *E*, where $\|E\|_2 < c(n)\epsilon\|A\|_2$, *c*(*n*) is a modestly increasing function of *n*, and ϵ is the machine precision.

The approximate number of floating-point operations for real flavors is $(2/3)*(ihi - ilo)^2(2ihi + 2ilo + 3n)$; for complex flavors it is 4 times greater.

?orghr

Generates the real orthogonal matrix Q determined by ?gehrd.

Syntax

FORTRAN 77:

```
call sorghr(n, ilo, ihi, a, lda, tau, work, lwork, info)
call dorghr(n, ilo, ihi, a, lda, tau, work, lwork, info)
```

Fortran 95:

```
call orghr(a, tau [,ilo] [,ihi] [,info])
```

Description

This routine is declared in `mkl_lapack.fi` for FORTRAN 77 interface, in `lapack.f90` for Fortran 95 interface, and in `mkl_lapack.h` for C interface.

The routine explicitly generates the orthogonal matrix Q that has been determined by a preceding call to `sgehrd/dgehrd`. (The routine `?gehrd` reduces a real general matrix A to upper Hessenberg form H by an orthogonal similarity transformation, $A = Q^*H^*Q^T$, and represents the matrix Q as a product of *ihi-ilo elementary reflectors*. Here *ilo* and *ihi* are values determined by `sgebal/dgebal` when balancing the matrix; if the matrix has not been balanced, *ilo* = 1 and *ihi* = *n*.)

The matrix Q generated by `?orghr` has the structure:

$$Q = \begin{bmatrix} I & 0 & 0 \\ 0 & Q_{22} & 0 \\ 0 & 0 & I \end{bmatrix}$$

where Q_{22} occupies rows and columns *ilo* to *ihi*.

Input Parameters

<i>n</i>	INTEGER. The order of the matrix Q ($n \geq 0$).
<i>ilo, ihi</i>	INTEGER. These must be the same parameters <i>ilo</i> and <i>ihi</i> , respectively, as supplied to <code>?gehrd</code> . (If $n > 0$, then $1 \leq ilo \leq ihi \leq n$; if $n = 0$, <i>ilo</i> = 1 and <i>ihi</i> = 0.)
<i>a, tau, work</i>	REAL for <code>sorghr</code> DOUBLE PRECISION for <code>dorghr</code> Arrays: <i>a(lda,*)</i> contains details of the vectors which define the elementary reflectors, as returned by <code>?gehrd</code> . The second dimension of <i>a</i> must be at least $\max(1, n)$.

`tau(*)` contains further details of the elementary reflectors, as returned by `?gehrd`.
 The dimension of `tau` must be at least $\max(1, n-1)$.
`work` is a workspace array, its dimension $\max(1, lwork)$.
`lda` INTEGER. The first dimension of `a`; at least $\max(1, n)$.
`lwork` INTEGER. The size of the `work` array;
 $lwork \geq \max(1, ihi-ilo)$.
 If `lwork` = -1, then a workspace query is assumed; the routine only calculates the optimal size of the `work` array, returns this value as the first entry of the `work` array, and no error message related to `lwork` is issued by `xerbla`.
 See *Application Notes* for the suggested value of `lwork`.

Output Parameters

`a` Overwritten by the n -by- n orthogonal matrix Q .
`work(1)` If `info` = 0, on exit `work(1)` contains the minimum value of `lwork` required for optimum performance. Use this `lwork` for subsequent runs.
`info` INTEGER.
 If `info` = 0, the execution is successful.
 If `info` = - i , the i -th parameter had an illegal value.

Fortran 95 Interface Notes

Routines in Fortran 95 interface have fewer arguments in the calling sequence than their FORTRAN 77 counterparts. For general conventions applied to skip redundant or restorable arguments, see [Fortran 95 Interface Conventions](#).

Specific details for the routine `orghr` interface are the following:

`a` Holds the matrix A of size (n, n) .
`tau` Holds the vector of length $(n-1)$.
`ilo` Default value for this argument is `ilo` = 1.
`ihi` Default value for this argument is `ihi` = n .

Application Notes

For better performance, try using $lwork = (ihi - ilo) * blocksize$ where $blocksize$ is a machine-dependent value (typically, 16 to 64) required for optimum performance of the *blocked algorithm*.

If you are in doubt how much workspace to supply, use a generous value of $lwork$ for the first run or set $lwork = -1$.

If you choose the first option and set any of admissible $lwork$ sizes, which is no less than the minimal value described, the routine completes the task, though probably not so fast as with a recommended workspace, and provides the recommended workspace in the first element of the corresponding array $work$ on exit. Use this value ($work(1)$) for subsequent runs.

If you set $lwork = -1$, the routine returns immediately and provides the recommended workspace in the first element of the corresponding array ($work$). This operation is called a workspace query.

Note that if you set $lwork$ to less than the minimal required value and not -1, the routine returns immediately with an error exit and does not provide any information on the recommended workspace.

The computed matrix Q differs from the exact result by a matrix E such that $\|E\|_2 = O(\epsilon)$, where ϵ is the machine precision.

The approximate number of floating-point operations is $(4/3) (ihi - ilo)^3$.

The complex counterpart of this routine is [?unghr](#).

?ormhr

Multiplies an arbitrary real matrix C by the real orthogonal matrix Q determined by ?gehrd.

Syntax

FORTRAN 77:

```
call sormhr(side, trans, m, n, ilo, ihi, a, lda, tau, c, ldc, work, lwork,
info)

call dormhr(side, trans, m, n, ilo, ihi, a, lda, tau, c, ldc, work, lwork,
info)
```

Fortran 95:

```
call ormhr(a, tau, c [,ilo] [,ihi] [,side] [,trans] [,info])
```

Description

This routine is declared in `mkl_lapack.fi` for FORTRAN 77 interface, in `lapack.f90` for Fortran 95 interface, and in `mkl_lapack.h` for C interface.

The routine multiplies a matrix C by the orthogonal matrix Q that has been determined by a preceding call to `sgehrd/dgehrd`. (The routine `?gehrd` reduces a real general matrix A to upper Hessenberg form H by an orthogonal similarity transformation, $A = Q^T H Q$, and represents the matrix Q as a product of *ihi-ilo elementary reflectors*. Here ilo and ihi are values determined by `sgebal/dgebal` when balancing the matrix; if the matrix has not been balanced, $ilo = 1$ and $ihi = n$.)

With `?ormhr`, you can form one of the matrix products $Q^T C$, $Q C$, $C^T Q$, or $C Q^T$, overwriting the result on C (which may be any real rectangular matrix).

A common application of `?ormhr` is to transform a matrix V of eigenvectors of H to the matrix QV of eigenvectors of A .

Input Parameters

<i>side</i>	CHARACTER*1. Must be 'L' or 'R'. If <i>side</i> = 'L', then the routine forms $Q^T C$ or $Q C$. If <i>side</i> = 'R', then the routine forms $C^T Q$ or $C Q^T$.
<i>trans</i>	CHARACTER*1. Must be 'N' or 'T'. If <i>trans</i> = 'N', then Q is applied to C . If <i>trans</i> = 'T', then Q^T is applied to C .
<i>m</i>	INTEGER. The number of rows in C ($m \geq 0$).
<i>n</i>	INTEGER. The number of columns in C ($n \geq 0$).
<i>ilo, ihi</i>	INTEGER. These must be the same parameters <i>ilo</i> and <i>ihi</i> , respectively, as supplied to <code>?gehrd</code> . If $m > 0$ and <i>side</i> = 'L', then $1 \leq ilo \leq ihi \leq m$. If $m = 0$ and <i>side</i> = 'L', then $ilo = 1$ and $ihi = 0$. If $n > 0$ and <i>side</i> = 'R', then $1 \leq ilo \leq ihi \leq n$. If $n = 0$ and <i>side</i> = 'R', then $ilo = 1$ and $ihi = 0$.
<i>a, tau, c, work</i>	REAL for <code>sormhr</code>

DOUBLE PRECISION for dormhr

Arrays:

$a(lda,*)$ contains details of the vectors which define the *elementary reflectors*, as returned by `?gehrd`.

The second dimension of a must be at least $\max(1, m)$ if $side = 'L'$ and at least $\max(1, n)$ if $side = 'R'$.

$tau(*)$ contains further details of the *elementary reflectors*, as returned by `?gehrd`.

The dimension of tau must be at least $\max(1, m-1)$ if $side = 'L'$ and at least $\max(1, n-1)$ if $side = 'R'$.

$c ldc,*)$ contains the m by n matrix C . The second dimension of c must be at least $\max(1, n)$.

$work$ is a workspace array, its dimension $\max(1, lwork)$.

lda

INTEGER. The first dimension of a ; at least $\max(1, m)$ if $side = 'L'$ and at least $\max(1, n)$ if $side = 'R'$.

ldc

INTEGER. The first dimension of c ; at least $\max(1, m)$.

$lwork$

INTEGER. The size of the $work$ array.

If $side = 'L'$, $lwork \geq \max(1, n)$.

If $side = 'R'$, $lwork \geq \max(1, m)$.

If $lwork = -1$, then a workspace query is assumed; the routine only calculates the optimal size of the $work$ array, returns this value as the first entry of the $work$ array, and no error message related to $lwork$ is issued by `xerbla`.

See *Application Notes* for the suggested value of $lwork$.

Output Parameters

c

C is overwritten by product Q^*C , $Q^T C$, C^*Q , or C^*Q^T as specified by $side$ and $trans$.

$work(1)$

If $info = 0$, on exit $work(1)$ contains the minimum value of $lwork$ required for optimum performance. Use this $lwork$ for subsequent runs.

$info$

INTEGER.

If $info = 0$, the execution is successful.

If $info = -i$, the i -th parameter had an illegal value.

Fortran 95 Interface Notes

Routines in Fortran 95 interface have fewer arguments in the calling sequence than their FORTRAN 77 counterparts. For general conventions applied to skip redundant or restorable arguments, see [Fortran 95 Interface Conventions](#).

Specific details for the routine `ormhr` interface are the following:

<code>a</code>	Holds the matrix A of size (r, r) . $r = m$ if <code>side = 'L'</code> . $r = n$ if <code>side = 'R'</code> .
<code>tau</code>	Holds the vector of length $(r-1)$.
<code>c</code>	Holds the matrix C of size (m, n) .
<code>ilo</code>	Default value for this argument is <code>ilo = 1</code> .
<code>ihi</code>	Default value for this argument is <code>ihi = n</code> .
<code>side</code>	Must be 'L' or 'R'. The default value is 'L'.
<code>trans</code>	Must be 'N' or 'T'. The default value is 'N'.

Application Notes

For better performance, `lwork` should be at least $n \times \text{blocksize}$ if `side = 'L'` and at least $m \times \text{blocksize}$ if `side = 'R'`, where `blocksize` is a machine-dependent value (typically, 16 to 64) required for optimum performance of the *blocked algorithm*.

If you are in doubt how much workspace to supply, use a generous value of `lwork` for the first run or set `lwork = -1`.

If you choose the first option and set any of admissible `lwork` sizes, which is no less than the minimal value described, the routine completes the task, though probably not so fast as with a recommended workspace, and provides the recommended workspace in the first element of the corresponding array `work` on exit. Use this value (`work(1)`) for subsequent runs.

If you set `lwork = -1`, the routine returns immediately and provides the recommended workspace in the first element of the corresponding array (`work`). This operation is called a workspace query.

Note that if you set `lwork` to less than the minimal required value and not -1, the routine returns immediately with an error exit and does not provide any information on the recommended workspace.

The computed matrix Q differs from the exact result by a matrix E such that $\|E\|_2 = O(\epsilon) \|C\|_2$, where ϵ is the machine precision.

The approximate number of floating-point operations is

$2n(ihi-ilo)^2$ if *side* = 'L';

$2m(ihi-ilo)^2$ if *side* = 'R'.

The complex counterpart of this routine is [?unmhr](#).

?unghr

Generates the complex unitary matrix Q determined by ?gehrd.

Syntax

FORTRAN 77:

```
call cunghr(n, ilo, ihi, a, lda, tau, work, lwork, info)
```

```
call zunghr(n, ilo, ihi, a, lda, tau, work, lwork, info)
```

Fortran 95:

```
call unghr(a, tau [,ilo] [,ihi] [,info])
```

Description

This routine is declared in `mkl_lapack.fi` for FORTRAN 77 interface, in `lapack.f90` for Fortran 95 interface, and in `mkl_lapack.h` for C interface.

The routine is intended to be used following a call to `cgehrd/zgehrd`, which reduces a complex matrix *A* to upper Hessenberg form *H* by a unitary similarity transformation: $A = Q^* H Q$.

`?gehrd` represents the matrix *Q* as a product of *ihi-ilo* *elementary reflectors*. Here *ilo* and *ihi* are values determined by `cgebal/zgebal` when balancing the matrix; if the matrix has not been balanced, *ilo* = 1 and *ihi* = *n*.

Use the routine [?unghr](#) to generate *Q* explicitly as a square matrix. The matrix *Q* has the structure:

$$Q = \begin{bmatrix} I & 0 & 0 \\ 0 & Q_{22} & 0 \\ 0 & 0 & I \end{bmatrix}$$

where Q_{22} occupies rows and columns ilo to ihi .

Input Parameters

n INTEGER. The order of the matrix Q ($n \geq 0$).

ilo, ihi INTEGER. These must be the same parameters ilo and ihi , respectively, as supplied to `?gehrd`. (If $n > 0$, then $1 \leq ilo \leq ihi \leq n$. If $n = 0$, then $ilo = 1$ and $ihi = 0$.)

$a, tau, work$ COMPLEX for `cunghr`
DOUBLE COMPLEX for `zunghr`.
Arrays:
 $a(lda,*)$ contains details of the vectors which define the *elementary reflectors*, as returned by `?gehrd`.
The second dimension of a must be at least $\max(1, n)$.
 $tau(*)$ contains further details of the *elementary reflectors*, as returned by `?gehrd`.
The dimension of tau must be at least $\max(1, n-1)$.
 $work$ is a workspace array, its dimension $\max(1, lwork)$.

lda INTEGER. The first dimension of a ; at least $\max(1, n)$.

$lwork$ INTEGER. The size of the $work$ array;
 $lwork \geq \max(1, ihi-ilo)$.
If $lwork = -1$, then a workspace query is assumed; the routine only calculates the optimal size of the $work$ array, returns this value as the first entry of the $work$ array, and no error message related to $lwork$ is issued by `xerbla`.
See *Application Notes* for the suggested value of $lwork$.

Output Parameters

a Overwritten by the n -by- n unitary matrix Q .

<i>work(1)</i>	If <i>info</i> = 0, on exit <i>work(1)</i> contains the minimum value of <i>lwork</i> required for optimum performance. Use this <i>lwork</i> for subsequent runs.
<i>info</i>	INTEGER. If <i>info</i> = 0, the execution is successful. If <i>info</i> = - <i>i</i> , the <i>i</i> -th parameter had an illegal value.

Fortran 95 Interface Notes

Routines in Fortran 95 interface have fewer arguments in the calling sequence than their FORTRAN 77 counterparts. For general conventions applied to skip redundant or restorable arguments, see [Fortran 95 Interface Conventions](#).

Specific details for the routine `unghr` interface are the following:

<i>a</i>	Holds the matrix <i>A</i> of size (<i>n</i> , <i>n</i>).
<i>tau</i>	Holds the vector of length (<i>n</i> -1).
<i>ilo</i>	Default value for this argument is <i>ilo</i> = 1.
<i>ihi</i>	Default value for this argument is <i>ihi</i> = <i>n</i> .

Application Notes

For better performance, try using *lwork* = (*ihi-ilo*)**blocksize*, where *blocksize* is a machine-dependent value (typically, 16 to 64) required for optimum performance of the *blocked algorithm*.

If it is not clear how much workspace to supply, use a generous value of *lwork* for the first run, or set *lwork* = -1.

In first case the routine completes the task, though probably not so fast as with a recommended workspace, and provides the recommended workspace in the first element of the corresponding array *work* on exit. Use this value (*work(1)*) for subsequent runs.

If *lwork* = -1, then the routine returns immediately and provides the recommended workspace in the first element of the corresponding array (*work*). This operation is called a workspace query.

Note that if *lwork* is less than the minimal required value and is not equal to -1, then the routine returns immediately with an error exit and does not provide any information on the recommended workspace.

The computed matrix Q differs from the exact result by a matrix E such that $\|E\|_2 = O(\epsilon)$, where ϵ is the machine precision.

The approximate number of real floating-point operations is $(16/3)(ihi-ilo)^3$.

The real counterpart of this routine is [?orghr](#).

[?unmhr](#)

Multiplies an arbitrary complex matrix C by the complex unitary matrix Q determined by [?gehrd](#).

Syntax

FORTRAN 77:

```
call cunmhr(side, trans, m, n, ilo, ihi, a, lda, tau, c, ldc, work, lwork,
info)

call zunmhr(side, trans, m, n, ilo, ihi, a, lda, tau, c, ldc, work, lwork,
info)
```

Fortran 95:

```
call unmhr(a, tau, c [,ilo] [,ihi] [,side] [,trans] [,info])
```

Description

This routine is declared in `mkl_lapack.fi` for FORTRAN 77 interface, in `lapack.f90` for Fortran 95 interface, and in `mkl_lapack.h` for C interface.

The routine multiplies a matrix C by the unitary matrix Q that has been determined by a preceding call to `cgehrd/zgehrd`. (The routine `?gehrd` reduces a real general matrix A to upper Hessenberg form H by an orthogonal similarity transformation, $A = Q^H H Q$, and represents the matrix Q as a product of $ihi-ilo$ *elementary reflectors*. Here ilo and ihi are values determined by `cgebal/zgebal` when balancing the matrix; if the matrix has not been balanced, $ilo = 1$ and $ihi = n$.)

With `?unmhr`, you can form one of the matrix products $Q^H C$, $Q^H C$, $C^H Q$, or $C^H Q^H$, overwriting the result on C (which may be any complex rectangular matrix). A common application of this routine is to transform a matrix V of eigenvectors of H to the matrix QV of eigenvectors of A .

Input Parameters

<i>side</i>	<p>CHARACTER*1. Must be 'L' or 'R'.</p> <p>If <i>side</i> = 'L', then the routine forms $Q^H C$ or $Q^H * C$.</p> <p>If <i>side</i> = 'R', then the routine forms $C^H Q$ or $C^H * Q^H$.</p>
<i>trans</i>	<p>CHARACTER*1. Must be 'N' or 'C'.</p> <p>If <i>trans</i> = 'N', then Q is applied to C.</p> <p>If <i>trans</i> = 'T', then Q^H is applied to C.</p>
<i>m</i>	INTEGER. The number of rows in C ($m \geq 0$).
<i>n</i>	INTEGER. The number of columns in C ($n \geq 0$).
<i>ilo, ihi</i>	<p>INTEGER. These must be the same parameters <i>ilo</i> and <i>ihi</i>, respectively, as supplied to ?gehrd.</p> <p>If $m > 0$ and <i>side</i> = 'L', then $1 \leq ilo \leq ihi \leq m$.</p> <p>If $m = 0$ and <i>side</i> = 'L', then $ilo = 1$ and $ihi = 0$.</p> <p>If $n > 0$ and <i>side</i> = 'R', then $1 \leq ilo \leq ihi \leq n$.</p> <p>If $n = 0$ and <i>side</i> = 'R', then $ilo = 1$ and $ihi = 0$.</p>
<i>a, tau, c, work</i>	<p>COMPLEX for cunmhr</p> <p>DOUBLE COMPLEX for zunmhr.</p> <p>Arrays:</p> <p><i>a</i> (<i>lda</i>,*) contains details of the vectors which define the elementary reflectors, as returned by ?gehrd.</p> <p>The second dimension of <i>a</i> must be at least $\max(1, m)$ if <i>side</i> = 'L' and at least $\max(1, n)$ if <i>side</i> = 'R'.</p> <p><i>tau</i>(*) contains further details of the elementary reflectors, as returned by ?gehrd.</p> <p>The dimension of <i>tau</i> must be at least $\max(1, m-1)$ if <i>side</i> = 'L' and at least $\max(1, n-1)$ if <i>side</i> = 'R'.</p> <p><i>c</i> (<i>ldc</i>,*) contains the m-by-n matrix C. The second dimension of <i>c</i> must be at least $\max(1, n)$.</p> <p><i>work</i> is a workspace array, its dimension $\max(1, lwork)$.</p>
<i>lda</i>	<p>INTEGER. The first dimension of <i>a</i>; at least $\max(1, m)$ if <i>side</i> = 'L' and at least $\max(1, n)$ if <i>side</i> = 'R'.</p>
<i>ldc</i>	INTEGER. The first dimension of <i>c</i> ; at least $\max(1, m)$.
<i>lwork</i>	<p>INTEGER. The size of the <i>work</i> array.</p> <p>If <i>side</i> = 'L', $lwork \geq \max(1, n)$.</p>

If $side = 'R'$, $lwork \geq \max(1, m)$.

If $lwork = -1$, then a workspace query is assumed; the routine only calculates the optimal size of the $work$ array, returns this value as the first entry of the $work$ array, and no error message related to $lwork$ is issued by [xerbla](#). See *Application Notes* for the suggested value of $lwork$.

Output Parameters

c	c is overwritten by Q^*C , or $Q^H * C$, or $C * Q^H$, or $C * Q$ as specified by $side$ and $trans$.
$work(1)$	If $info = 0$, on exit $work(1)$ contains the minimum value of $lwork$ required for optimum performance. Use this $lwork$ for subsequent runs.
$info$	INTEGER. If $info = 0$, the execution is successful. If $info = -i$, the i -th parameter had an illegal value.

Fortran 95 Interface Notes

Routines in Fortran 95 interface have fewer arguments in the calling sequence than their FORTRAN 77 counterparts. For general conventions applied to skip redundant or restorable arguments, see [Fortran 95 Interface Conventions](#).

Specific details for the routine `unmhr` interface are the following:

a	Holds the matrix A of size (r, r) . $r = m$ if $side = 'L'$. $r = n$ if $side = 'R'$.
tau	Holds the vector of length $(r-1)$.
c	Holds the matrix C of size (m, n) .
ilo	Default value for this argument is $ilo = 1$.
ihi	Default value for this argument is $ihi = n$.
$side$	Must be <code>'L'</code> or <code>'R'</code> . The default value is <code>'L'</code> .
$trans$	Must be <code>'N'</code> or <code>'C'</code> . The default value is <code>'N'</code> .

Application Notes

For better performance, `lwork` should be at least $n \times \text{blocksize}$ if `side = 'L'` and at least $m \times \text{blocksize}$ if `side = 'R'`, where `blocksize` is a machine-dependent value (typically, 16 to 64) required for optimum performance of the *blocked algorithm*.

If it is not clear how much workspace to supply, use a generous value of `lwork` for the first run, or set `lwork = -1`.

In first case the routine completes the task, though probably not so fast as with a recommended workspace, and provides the recommended workspace in the first element of the corresponding array `work` on exit. Use this value (`work(1)`) for subsequent runs.

If `lwork = -1`, then the routine returns immediately and provides the recommended workspace in the first element of the corresponding array (`work`). This operation is called a workspace query.

Note that if `lwork` is less than the minimal required value and is not equal to -1, then the routine returns immediately with an error exit and does not provide any information on the recommended workspace.

The computed matrix Q differs from the exact result by a matrix E such that $\|E\|_2 = O(\epsilon) * \|C\|_2$, where ϵ is the machine precision.

The approximate number of floating-point operations is

$8n(ihi-ilo)^2$ if `side = 'L'`;

$8m(ihi-ilo)^2$ if `side = 'R'`.

The real counterpart of this routine is [?ormhr](#).

?gebal

Balances a general matrix to improve the accuracy of computed eigenvalues and eigenvectors.

Syntax

FORTRAN 77:

```
call sgebal(job, n, a, lda, ilo, ihi, scale, info)
call dgebal(job, n, a, lda, ilo, ihi, scale, info)
call cgebal(job, n, a, lda, ilo, ihi, scale, info)
```



```
call zgebal(job, n, a, lda, ilo, ihi, scale, info)
```

Fortran 95:

```
call gebal(a [, scale] [,ilo] [,ihi] [,job] [,info])
```

Description

This routine is declared in `mkl_lapack.fi` for FORTRAN 77 interface, in `lapack.f90` for Fortran 95 interface, and in `mkl_lapack.h` for C interface.

The routine *balances* a matrix *A* by performing either or both of the following two similarity transformations:

(1) The routine first attempts to permute *A* to block upper triangular form:

$$PAP^T = A' = \begin{bmatrix} A'_{11} & A'_{12} & A'_{13} \\ 0 & A'_{22} & A'_{23} \\ 0 & 0 & A'_{33} \end{bmatrix}$$

where *P* is a permutation matrix, and *A'*₁₁ and *A'*₃₃ are upper triangular. The diagonal elements of *A'*₁₁ and *A'*₃₃ are eigenvalues of *A*. The rest of the eigenvalues of *A* are the eigenvalues of the central diagonal block *A'*₂₂, in rows and columns *ilo* to *ihi*. Subsequent operations to compute the eigenvalues of *A* (or its Schur factorization) need only be applied to these rows and columns; this can save a significant amount of work if *ilo* > 1 and *ihi* < *n*.

If no suitable permutation exists (as is often the case), the routine sets *ilo* = 1 and *ihi* = *n*, and *A'*₂₂ is the whole of *A*.

(2) The routine applies a diagonal similarity transformation to *A'*, to make the rows and columns of *A'*₂₂ as close in norm as possible:

$$A'' = DA'D^{-1} = \begin{bmatrix} I & 0 & 0 \\ 0 & D_{22} & 0 \\ 0 & 0 & I \end{bmatrix} \times \begin{bmatrix} A'_{11} & A'_{12} & A'_{13} \\ 0 & A'_{22} & A'_{23} \\ 0 & 0 & A'_{33} \end{bmatrix} \times \begin{bmatrix} I & 0 & 0 \\ 0 & D_{22}^{-1} & 0 \\ 0 & 0 & I \end{bmatrix}$$

This scaling can reduce the norm of the matrix (that is, $\|A'_{22}\| < \|A'_{22}\|$), and hence reduce the effect of rounding errors on the accuracy of computed eigenvalues and eigenvectors.

Input Parameters

<i>job</i>	<p>CHARACTER*1. Must be 'N' or 'P' or 'S' or 'B'.</p> <p>If <i>job</i> = 'N', then <i>A</i> is neither permuted nor scaled (but <i>ilo</i>, <i>ihi</i>, and <i>scale</i> get their values).</p> <p>If <i>job</i> = 'P', then <i>A</i> is permuted but not scaled.</p> <p>If <i>job</i> = 'S', then <i>A</i> is scaled but not permuted.</p> <p>If <i>job</i> = 'B', then <i>A</i> is both scaled and permuted.</p>
<i>n</i>	<p>INTEGER. The order of the matrix <i>A</i> ($n \geq 0$).</p>
<i>a</i>	<p>REAL for sgebal DOUBLE PRECISION for dgebal COMPLEX for cgebal DOUBLE COMPLEX for zgebal.</p> <p>Arrays: <i>a</i> (<i>lda</i>,*) contains the matrix <i>A</i>. The second dimension of <i>a</i> must be at least $\max(1, n)$. <i>a</i> is not referenced if <i>job</i> = 'N'.</p>
<i>lda</i>	<p>INTEGER. The first dimension of <i>a</i>; at least $\max(1, n)$.</p>

Output Parameters

<i>a</i>	<p>Overwritten by the balanced matrix (<i>a</i> is not referenced if <i>job</i> = 'N').</p>
<i>ilo</i> , <i>ihi</i>	<p>INTEGER. The values <i>ilo</i> and <i>ihi</i> such that on exit <i>a</i>(<i>i</i>,<i>j</i>) is zero if $i > j$ and $1 \leq j < ilo$ or $ihi < i \leq n$. If <i>job</i> = 'N' or 'S', then <i>ilo</i> = 1 and <i>ihi</i> = <i>n</i>.</p>
<i>scale</i>	<p>REAL for single-precision flavors DOUBLE PRECISION for double-precision flavors Array, DIMENSION at least $\max(1, n)$. Contains details of the permutations and scaling factors. More precisely, if p_j is the index of the row and column interchanged with row and column <i>j</i>, and d_j is the scaling factor used to balance row and column <i>j</i>, then</p>

$scale(j) = p_j$ for $j = 1, 2, \dots, ilo-1, ihi+1, \dots, n$;
 $scale(j) = d_j$ for $j = ilo, ilo + 1, \dots, ihi$.
 The order in which the interchanges are made is n to $ihi+1$, then 1 to $ilo-1$.

info

INTEGER.

If *info* = 0, the execution is successful.

If *info* = -*i*, the *i*-th parameter had an illegal value.

Fortran 95 Interface Notes

Routines in Fortran 95 interface have fewer arguments in the calling sequence than their FORTRAN 77 counterparts. For general conventions applied to skip redundant or restorable arguments, see [Fortran 95 Interface Conventions](#).

Specific details for the routine `gebal` interface are the following:

<i>a</i>	Holds the matrix <i>A</i> of size (n, n) .
<i>scale</i>	Holds the vector of length <i>n</i> .
<i>ilo</i>	Default value for this argument is <i>ilo</i> = 1.
<i>ihi</i>	Default value for this argument is <i>ihi</i> = <i>n</i> .
<i>job</i>	Must be 'B', 'S', 'P', or 'N'. The default value is 'B'.

Application Notes

The errors are negligible, compared with those in subsequent computations.

If the matrix *A* is balanced by this routine, then any eigenvectors computed subsequently are eigenvectors of the matrix A'' and hence you must call `?gebak` to transform them back to eigenvectors of *A*.

If the Schur vectors of *A* are required, do not call this routine with *job* = 'S' or 'B', because then the balancing transformation is not orthogonal (not unitary for complex flavors).

If you call this routine with *job* = 'P', then any Schur vectors computed subsequently are Schur vectors of the matrix A'' , and you need to call `?gebak` (with *side* = 'R') to transform them back to Schur vectors of *A*.

The total number of floating-point operations is proportional to n^2 .

?gebak

Transforms eigenvectors of a balanced matrix to those of the original nonsymmetric matrix.

Syntax

FORTRAN 77:

```
call sgebak(job, side, n, ilo, ihi, scale, m, v, ldv, info)
call dgebak(job, side, n, ilo, ihi, scale, m, v, ldv, info)
call cgebak(job, side, n, ilo, ihi, scale, m, v, ldv, info)
call zgebak(job, side, n, ilo, ihi, scale, m, v, ldv, info)
```

Fortran 95:

```
call gebak(v, scale [,ilo] [,ihi] [,job] [,side] [,info])
```

Description

This routine is declared in `mkl_lapack.fi` for FORTRAN 77 interface, in `lapack.f90` for Fortran 95 interface, and in `mkl_lapack.h` for C interface.

The routine is intended to be used after a matrix A has been balanced by a call to `?gebal`, and eigenvectors of the balanced matrix A''_{22} have subsequently been computed. For a description of balancing, see `?gebal`. The balanced matrix A'' is obtained as $A'' = D * P * A * P^T * \text{inv}(D)$, where P is a permutation matrix and D is a diagonal scaling matrix. This routine transforms the eigenvectors as follows:

if x is a right eigenvector of A'' , then $P^T * \text{inv}(D) * x$ is a right eigenvector of A ; if x is a left eigenvector of A'' , then $P^T * D * y$ is a left eigenvector of A .

Input Parameters

<i>job</i>	CHARACTER*1. Must be 'N' or 'P' or 'S' or 'B'. The same parameter <i>job</i> as supplied to <code>?gebal</code> .
<i>side</i>	CHARACTER*1. Must be 'L' or 'R'. If <i>side</i> = 'L', then left eigenvectors are transformed. If <i>side</i> = 'R', then right eigenvectors are transformed.
<i>n</i>	INTEGER. The number of rows of the matrix of eigenvectors ($n \geq 0$).

<i>ilo, ihi</i>	INTEGER. The values <i>ilo</i> and <i>ihi</i> , as returned by ?gebal. (If $n > 0$, then $1 \leq ilo \leq ihi \leq n$; if $n = 0$, then $ilo = 1$ and $ihi = 0$.)
<i>scale</i>	REAL for single-precision flavors DOUBLE PRECISION for double-precision flavors Array, DIMENSION at least $\max(1, n)$. Contains details of the permutations and/or the scaling factors used to balance the original general matrix, as returned by ?gebal.
<i>m</i>	INTEGER. The number of columns of the matrix of eigenvectors ($m \geq 0$).
<i>v</i>	REAL for sgebak DOUBLE PRECISION for dgebak COMPLEX for cgebak DOUBLE COMPLEX for zgebak. Arrays: <i>v</i> (<i>ldv</i> ,*) contains the matrix of left or right eigenvectors to be transformed. The second dimension of <i>v</i> must be at least $\max(1, m)$.
<i>ldv</i>	INTEGER. The first dimension of <i>v</i> ; at least $\max(1, n)$.

Output Parameters

<i>v</i>	Overwritten by the transformed eigenvectors.
<i>info</i>	INTEGER. If <i>info</i> = 0, the execution is successful. If <i>info</i> = - <i>i</i> , the <i>i</i> -th parameter had an illegal value.

Fortran 95 Interface Notes

Routines in Fortran 95 interface have fewer arguments in the calling sequence than their FORTRAN 77 counterparts. For general conventions applied to skip redundant or restorable arguments, see [Fortran 95 Interface Conventions](#).

Specific details for the routine `gebak` interface are the following:

<i>v</i>	Holds the matrix <i>v</i> of size (n, m) .
<i>scale</i>	Holds the vector of length <i>n</i> .

<i>ilo</i>	Default value for this argument is <i>ilo</i> = 1.
<i>ihi</i>	Default value for this argument is <i>ihi</i> = <i>n</i> .
<i>job</i>	Must be 'B', 'S', 'P', or 'N'. The default value is 'B'.
<i>side</i>	Must be 'L' or 'R'. The default value is 'L'.

Application Notes

The errors in this routine are negligible.

The approximate number of floating-point operations is approximately proportional to m^*n .

?hseqr

Computes all eigenvalues and (optionally) the Schur factorization of a matrix reduced to Hessenberg form.

Syntax

FORTRAN 77:

```
call shseqr(job, compz, n, ilo, ihi, h, ldh, wr, wi, z, ldz, work, lwork,
info)

call dhseqr(job, compz, n, ilo, ihi, h, ldh, wr, wi, z, ldz, work, lwork,
info)

call chseqr(job, compz, n, ilo, ihi, h, ldh, w, z, ldz, work, lwork, info)
call zhseqr(job, compz, n, ilo, ihi, h, ldh, w, z, ldz, work, lwork, info)
```

Fortran 95:

```
call hseqr(h, wr, wi [,ilo] [,ihi] [,z] [,job] [,compz] [,info])
call hseqr(h, w [,ilo] [,ihi] [,z] [,job] [,compz] [,info])
```

Description

This routine is declared in `mkl_lapack.fi` for FORTRAN 77 interface, in `lapack.f90` for Fortran 95 interface, and in `mkl_lapack.h` for C interface.

The routine computes all the eigenvalues, and optionally the Schur factorization, of an upper Hessenberg matrix H : $H = Z^* T^* Z^H$, where T is an upper triangular (or, for real flavors, quasi-triangular) matrix (the Schur form of H), and Z is the unitary or orthogonal matrix whose columns are the Schur vectors z_i .

You can also use this routine to compute the Schur factorization of a general matrix A which has been reduced to upper Hessenberg form H :

$A = Q^* H^* Q^H$, where Q is unitary (orthogonal for real flavors);

$A = (QZ)^* H^* (QZ)^H$.

In this case, after reducing A to Hessenberg form by `?gehrd`, call `?orghr` to form Q explicitly and then pass Q to `?hseqr` with `compz = 'V'`.

You can also call `?gebal` to balance the original matrix before reducing it to Hessenberg form by `?hseqr`, so that the Hessenberg matrix H will have the structure:

$$\begin{bmatrix} H_{11} & H_{12} & H_{13} \\ 0 & H_{22} & H_{23} \\ 0 & 0 & H_{33} \end{bmatrix}$$

where H_{11} and H_{33} are upper triangular.

If so, only the central diagonal block H_{22} (in rows and columns ilo to ihi) needs to be further reduced to Schur form (the blocks H_{12} and H_{23} are also affected). Therefore the values of ilo and ihi can be supplied to `?hseqr` directly. Also, after calling this routine you must call `?gebak` to permute the Schur vectors of the balanced matrix to those of the original matrix.

If `?gebal` has not been called, however, then ilo must be set to 1 and ihi to n . Note that if the Schur factorization of A is required, `?gebal` must not be called with `job = 'S'` or `'B'`, because the balancing transformation is not unitary (for real flavors, it is not orthogonal).

`?hseqr` uses a multishift form of the upper Hessenberg QR algorithm. The Schur vectors are normalized so that $\|z_i\|_2 = 1$, but are determined only to within a complex factor of absolute value 1 (for the real flavors, to within a factor ± 1).

Input Parameters

job CHARACTER*1. Must be 'E' or 'S'.

	<p>If <i>job</i> = 'E', then eigenvalues only are required.</p> <p>If <i>job</i> = 'S', then the Schur form <i>T</i> is required.</p>
<i>compz</i>	<p>CHARACTER*1. Must be 'N' or 'I' or 'V'.</p> <p>If <i>compz</i> = 'N', then no Schur vectors are computed (and the array <i>z</i> is not referenced).</p> <p>If <i>compz</i> = 'I', then the Schur vectors of <i>H</i> are computed (and the array <i>z</i> is initialized by the routine).</p> <p>If <i>compz</i> = 'V', then the Schur vectors of <i>A</i> are computed (and the array <i>z</i> must contain the matrix <i>Q</i> on entry).</p>
<i>n</i>	INTEGER. The order of the matrix <i>H</i> ($n \geq 0$).
<i>ilo</i> , <i>ihi</i>	INTEGER. If <i>A</i> has been balanced by ?gebal, then <i>ilo</i> and <i>ihi</i> must contain the values returned by ?gebal. Otherwise, <i>ilo</i> must be set to 1 and <i>ihi</i> to <i>n</i> .
<i>h</i> , <i>z</i> , <i>work</i>	<p>REAL for shseqr</p> <p>DOUBLE PRECISION for dhseqr</p> <p>COMPLEX for chseqr</p> <p>DOUBLE COMPLEX for zhseqr.</p> <p>Arrays:</p> <p><i>h</i>(<i>ldh</i>,*) The <i>n</i>-by-<i>n</i> upper Hessenberg matrix <i>H</i>. The second dimension of <i>h</i> must be at least max(1, <i>n</i>).</p> <p><i>z</i>(<i>ldz</i>,*) If <i>compz</i> = 'V', then <i>z</i> must contain the matrix <i>Q</i> from the reduction to Hessenberg form. If <i>compz</i> = 'I', then <i>z</i> need not be set. If <i>compz</i> = 'N', then <i>z</i> is not referenced. The second dimension of <i>z</i> must be at least max(1, <i>n</i>) if <i>compz</i> = 'V' or 'I'; at least 1 if <i>compz</i> = 'N'.</p> <p><i>work</i>(<i>lwork</i>) is a workspace array. The dimension of <i>work</i> must be at least max (1, <i>n</i>).</p>
<i>ldh</i>	INTEGER. The first dimension of <i>h</i> ; at least max(1, <i>n</i>).
<i>ldz</i>	<p>INTEGER. The first dimension of <i>z</i>;</p> <p>If <i>compz</i> = 'N', then <i>ldz</i> \geq 1.</p> <p>If <i>compz</i> = 'V' or 'I', then <i>ldz</i> \geq max(1, <i>n</i>).</p>
<i>lwork</i>	INTEGER. The dimension of the array <i>work</i> .

$lwork \geq \max(1, n)$ is sufficient and delivers very good and sometimes optimal performance. However, $lwork$ as large as $11*n$ may be required for optimal performance. A workspace query is recommended to determine the optimal workspace size.

If $lwork = -1$, then a workspace query is assumed; the routine only estimates the optimal size of the *work* array, returns this value as the first entry of the *work* array, and no error message related to $lwork$ is issued by [xerbla](#). See *Application Notes* for details.

Output Parameters

<i>w</i>	COMPLEX for chseqr DOUBLE COMPLEX for zhseqr. Array, DIMENSION at least $\max(1, n)$. Contains the computed eigenvalues, unless <i>info</i> >0. The eigenvalues are stored in the same order as on the diagonal of the Schur form <i>T</i> (if computed).
<i>wr, wi</i>	REAL for shseqr DOUBLE PRECISION for dhseqr Arrays, DIMENSION at least $\max(1, n)$ each. Contain the real and imaginary parts, respectively, of the computed eigenvalues, unless <i>info</i> > 0. Complex conjugate pairs of eigenvalues appear consecutively with the eigenvalue having positive imaginary part first. The eigenvalues are stored in the same order as on the diagonal of the Schur form <i>T</i> (if computed).
<i>h</i>	If <i>info</i> = 0 and <i>job</i> = 'S', <i>h</i> contains the upper triangular matrix <i>T</i> from the Schur decomposition (the Schur form). If <i>info</i> = 0 and <i>job</i> = 'E', the contents of <i>h</i> are unspecified on exit. (The output value of <i>h</i> when <i>info</i> > 0 is given under the description of <i>info</i> below.)
<i>z</i>	If <i>compz</i> = 'V' and <i>info</i> = 0, then <i>z</i> contains Q^*Z . If <i>compz</i> = 'I' and <i>info</i> = 0, then <i>z</i> contains the unitary or orthogonal matrix <i>Z</i> of the Schur vectors of <i>H</i> . If <i>compz</i> = 'N', then <i>z</i> is not referenced.

<i>work(1)</i>	On exit, if <i>info</i> = 0, then <i>work(1)</i> returns the optimal <i>lwork</i> .
<i>info</i>	<p>INTEGER.</p> <p>If <i>info</i> = 0, the execution is successful.</p> <p>If <i>info</i> = -<i>i</i>, the <i>i</i>-th parameter had an illegal value.</p> <p>If <i>info</i> = <i>i</i>, elements 1,2, ..., <i>ilo</i>-1 and <i>i</i>+1, <i>i</i>+2, ..., <i>n</i> of <i>wr</i> and <i>wi</i> contain the real and imaginary parts of those eigenvalues that have been succesively found.</p> <p>If <i>info</i> > 0, and <i>job</i> = 'E', then on exit, the remaining unconverged eigenvalues are the eigenvalues of the upper Hessenberg matrix rows and columns <i>ilo</i> through <i>info</i> of the final output value of <i>H</i>.</p> <p>If <i>info</i> > 0, and <i>job</i> = 'S', then on exit (initial value of <i>H</i>)*<i>U</i> = <i>U</i>*(final value of <i>H</i>), where <i>U</i> is a unitary matrix. The final value of <i>H</i> is upper Hessenberg and triangular in rows and columns <i>info</i>+1 through <i>ihi</i>.</p> <p>If <i>info</i> > 0, and <i>compz</i> = 'V', then on exit (final value of <i>Z</i>) = (initial value of <i>Z</i>)*<i>U</i>, where <i>U</i> is the unitary matrix (regardless of the value of <i>job</i>).</p> <p>If <i>info</i> > 0, and <i>compz</i> = 'I', then on exit (final value of <i>Z</i>) = <i>U</i>, where <i>U</i> is the unitary matrix (regardless of the value of <i>job</i>).</p> <p>If <i>info</i> > 0, and <i>compz</i> = 'N', then <i>Z</i> is not accessed.</p>

Fortran 95 Interface Notes

Routines in Fortran 95 interface have fewer arguments in the calling sequence than their FORTRAN 77 counterparts. For general conventions applied to skip redundant or restorable arguments, see [Fortran 95 Interface Conventions](#).

Specific details for the routine `hseqr` interface are the following:

<i>h</i>	Holds the matrix <i>H</i> of size (<i>n</i> , <i>n</i>).
<i>wr</i>	Holds the vector of length <i>n</i> . Used in real flavors only.
<i>wi</i>	Holds the vector of length <i>n</i> . Used in real flavors only.
<i>w</i>	Holds the vector of length <i>n</i> . Used in complex flavors only.
<i>z</i>	Holds the matrix <i>Z</i> of size (<i>n</i> , <i>n</i>).
<i>job</i>	Must be 'E' or 'S'. The default value is 'E'.

compz

If omitted, this argument is restored based on the presence of argument *z* as follows: *compz* = 'I', if *z* is present, *compz* = 'N', if *z* is omitted. If present, *compz* must be equal to 'I' or 'V' and the argument *z* must also be present. Note that there will be an error condition if *compz* is present and *z* omitted.

Application Notes

The computed Schur factorization is the exact factorization of a nearby matrix $H + E$, where $\|E\|_2 < O(\epsilon) \|H\|_2 / s_i$, and ϵ is the machine precision.

If λ_i is an exact eigenvalue, and μ_i is the corresponding computed value, then $|\lambda_i - \mu_i| \leq c(n) * \epsilon * \|H\|_2 / s_i$, where $c(n)$ is a modestly increasing function of n , and s_i is the reciprocal condition number of λ_i . The condition numbers s_i may be computed by calling [?trsna](#).

The total number of floating-point operations depends on how rapidly the algorithm converges; typical numbers are as follows.

If only eigenvalues are computed: $7n^3$ for real flavors
 $25n^3$ for complex flavors.

If the Schur form is computed: $10n^3$ for real flavors
 $35n^3$ for complex flavors.

If the full Schur factorization is computed: $20n^3$ for real flavors
 $70n^3$ for complex flavors.

If you are in doubt how much workspace to supply, use a generous value of *lwork* for the first run or set *lwork* = -1.

If you choose the first option and set any of admissible *lwork* sizes, which is no less than the minimal value described, the routine completes the task, though probably not so fast as with a recommended workspace, and provides the recommended workspace in the first element of the corresponding array *work* on exit. Use this value (*work*(1)) for subsequent runs.

If you set *lwork* = -1, the routine returns immediately and provides the recommended workspace in the first element of the corresponding array (*work*). This operation is called a workspace query.

Note that if you set *lwork* to less than the minimal required value and not -1, the routine returns immediately with an error exit and does not provide any information on the recommended workspace.

?hsein

Computes selected eigenvectors of an upper Hessenberg matrix that correspond to specified eigenvalues.

Syntax

FORTRAN 77:

```
call shsein(job, eigsrc, initv, select, n, h, ldh, wr, wi, vl, ldvl, vr, ldvr,
mm, m, work, ifaill, ifailr, info)

call dhsein(job, eigsrc, initv, select, n, h, ldh, wr, wi, vl, ldvl, vr, ldvr,
mm, m, work, ifaill, ifailr, info)

call chsein(job, eigsrc, initv, select, n, h, ldh, w, vl, ldvl, vr, ldvr, mm,
m, work, rwork, ifaill, ifailr, info)

call zhsein(job, eigsrc, initv, select, n, h, ldh, w, vl, ldvl, vr, ldvr, mm,
m, work, rwork, ifaill, ifailr, info)
```

Fortran 95:

```
call hsein(h, wr, wi, select [, vl] [,vr] [,ifaill] [,ifailr] [,initv]
[,eigsrc] [,m] [,info])

call hsein(h, w, select [,vl] [,vr] [,ifaill] [,ifailr] [,initv] [,eigsrc]
[,m] [,info])
```

Description

This routine is declared in `mkl_lapack.fi` for FORTRAN 77 interface, in `lapack.f90` for Fortran 95 interface, and in `mkl_lapack.h` for C interface.

The routine computes left and/or right eigenvectors of an upper Hessenberg matrix H , corresponding to selected eigenvalues.

The right eigenvector x and the left eigenvector y , corresponding to an eigenvalue λ , are defined by: $H^*x = \lambda^*x$ and $y^H H = \lambda^* y^H$ (or $H^H y = \lambda^* y$). Here λ^* denotes the conjugate of λ .

The eigenvectors are computed by inverse iteration. They are scaled so that, for a real eigenvector x , $\max |x_i| = 1$, and for a complex eigenvector, $\max (|\text{Re}x_i| + |\text{Im}x_i|) = 1$.

If H has been formed by reduction of a general matrix A to upper Hessenberg form, then eigenvectors of H may be transformed to eigenvectors of A by `?ormhr` or `?unmhr`.

Input Parameters

<i>job</i>	<p>CHARACTER*1. Must be 'R' or 'L' or 'B'.</p> <p>If <i>job</i> = 'R', then only right eigenvectors are computed.</p> <p>If <i>job</i> = 'L', then only left eigenvectors are computed.</p> <p>If <i>job</i> = 'B', then all eigenvectors are computed.</p>
<i>eigsrc</i>	<p>CHARACTER*1. Must be 'Q' or 'N'.</p> <p>If <i>eigsrc</i> = 'Q', then the eigenvalues of H were found using ?hseqr; thus if H has any zero sub-diagonal elements (and so is block triangular), then the j-th eigenvalue can be assumed to be an eigenvalue of the block containing the j-th row/column. This property allows the routine to perform inverse iteration on just one diagonal block. If <i>eigsrc</i> = 'N', then no such assumption is made and the routine performs inverse iteration using the whole matrix.</p>
<i>initv</i>	<p>CHARACTER*1. Must be 'N' or 'U'.</p> <p>If <i>initv</i> = 'N', then no initial estimates for the selected eigenvectors are supplied.</p> <p>If <i>initv</i> = 'U', then initial estimates for the selected eigenvectors are supplied in <i>vl</i> and/or <i>vr</i>.</p>
<i>select</i>	<p>LOGICAL.</p> <p>Array, DIMENSION at least max (1, n). Specifies which eigenvectors are to be computed.</p> <p><i>For real flavors:</i></p> <p>To obtain the real eigenvector corresponding to the real eigenvalue $w_r(j)$, set <i>select</i>(j) to .TRUE.</p> <p>To select the complex eigenvector corresponding to the complex eigenvalue ($w_r(j)$, $w_i(j)$) with complex conjugate ($w_r(j+1)$, $w_i(j+1)$), set <i>select</i>(j) and/or <i>select</i>($j+1$) to .TRUE.; the eigenvector corresponding to the first eigenvalue in the pair is computed.</p> <p><i>For complex flavors:</i></p> <p>To select the eigenvector corresponding to the eigenvalue $w(j)$, set <i>select</i>(j) to .TRUE.</p>
<i>n</i>	<p>INTEGER. The order of the matrix H ($n \geq 0$).</p>
<i>h</i> , <i>vl</i> , <i>vr</i> ,	<p>REAL for shsein</p> <p>DOUBLE PRECISION for dhsein</p>

COMPLEX for chsein
DOUBLE COMPLEX for zhsein.

Arrays:
 $h(ldh,*)$ The n -by- n upper Hessenberg matrix H .
The second dimension of h must be at least $\max(1, n)$.
 $(ldvl,*)$
If $initv = 'V'$ and $job = 'L'$ or $'B'$, then vl must contain starting vectors for inverse iteration for the left eigenvectors. Each starting vector must be stored in the same column or columns as will be used to store the corresponding eigenvector.
If $initv = 'N'$, then vl need not be set.
The second dimension of vl must be at least $\max(1, mm)$ if $job = 'L'$ or $'B'$ and at least 1 if $job = 'R'$.
The array vl is not referenced if $job = 'R'$.
 $vr(ldvr,*)$
If $initv = 'V'$ and $job = 'R'$ or $'B'$, then vr must contain starting vectors for inverse iteration for the right eigenvectors. Each starting vector must be stored in the same column or columns as will be used to store the corresponding eigenvector.
If $initv = 'N'$, then vr need not be set.
The second dimension of vr must be at least $\max(1, mm)$ if $job = 'R'$ or $'B'$ and at least 1 if $job = 'L'$.
The array vr is not referenced if $job = 'L'$.
 $work(*)$ is a workspace array.
DIMENSION at least $\max(1, n*(n+2))$ for real flavors and at least $\max(1, n*n)$ for complex flavors.

ldh INTEGER. The first dimension of h ; at least $\max(1, n)$.

w COMPLEX for chsein
DOUBLE COMPLEX for zhsein.
Array, DIMENSION at least $\max(1, n)$.
Contains the eigenvalues of the matrix H .
If $eigsrc = 'Q'$, the array must be exactly as returned by ?hseqr.

wr, wi REAL for shsein
DOUBLE PRECISION for dhsein
Arrays, DIMENSION at least $\max(1, n)$ each.

	Contain the real and imaginary parts, respectively, of the eigenvalues of the matrix H . Complex conjugate pairs of values must be stored in consecutive elements of the arrays. If <i>eigsrc</i> = 'Q', the arrays must be exactly as returned by ?hseqr.
<i>ldvl</i>	INTEGER. The first dimension of <i>vl</i> . If <i>job</i> = 'L' or 'B', $ldvl \geq \max(1, n)$. If <i>job</i> = 'R', $ldvl \geq 1$.
<i>ldvr</i>	INTEGER. The first dimension of <i>vr</i> . If <i>job</i> = 'R' or 'B', $ldvr \geq \max(1, n)$. If <i>job</i> = 'L', $ldvr \geq 1$.
<i>mm</i>	INTEGER. The number of columns in <i>vl</i> and/or <i>vr</i> . Must be at least <i>m</i> , the actual number of columns required (see <i>Output Parameters</i> below). For real flavors, <i>m</i> is obtained by counting 1 for each selected real eigenvector and 2 for each selected complex eigenvector (see <i>select</i>). For complex flavors, <i>m</i> is the number of selected eigenvectors (see <i>select</i>). Constraint: $0 \leq mm \leq n$.
<i>rwork</i>	REAL for chsein DOUBLE PRECISION for zhsein. Array, DIMENSION at least $\max(1, n)$.

Output Parameters

<i>select</i>	Overwritten for real flavors only. If a complex eigenvector was selected as specified above, then <i>select</i> (<i>j</i>) is set to .TRUE. and <i>select</i> (<i>j</i> +1) to .FALSE.
<i>w</i>	The real parts of some elements of <i>w</i> may be modified, as close eigenvalues are perturbed slightly in searching for independent eigenvectors.

<i>wr</i>	Some elements of <i>wr</i> may be modified, as close eigenvalues are perturbed slightly in searching for independent eigenvectors.
<i>vl, vr</i>	<p>If <i>job</i> = 'L' or 'B', <i>vl</i> contains the computed left eigenvectors (as specified by <i>select</i>).</p> <p>If <i>job</i> = 'R' or 'B', <i>vr</i> contains the computed right eigenvectors (as specified by <i>select</i>).</p> <p>The eigenvectors are stored consecutively in the columns of the array, in the same order as their eigenvalues.</p> <p><i>For real flavors:</i> a real eigenvector corresponding to a selected real eigenvalue occupies one column; a complex eigenvector corresponding to a selected complex eigenvalue occupies two columns: the first column holds the real part and the second column holds the imaginary part.</p>
<i>m</i>	<p>INTEGER. <i>For real flavors:</i> the number of columns of <i>vl</i> and/or <i>vr</i> required to store the selected eigenvectors.</p> <p><i>For complex flavors:</i> the number of selected eigenvectors.</p>
<i>ifaill, ifailr</i>	<p>INTEGER.</p> <p>Arrays, DIMENSION at least max(1, <i>mm</i>) each.</p> <p><i>ifaill</i>(<i>i</i>) = 0 if the <i>i</i>th column of <i>vl</i> converged;</p> <p><i>ifaill</i>(<i>i</i>) = <i>j</i> > 0 if the eigenvector stored in the <i>i</i>-th column of <i>vl</i> (corresponding to the <i>j</i>th eigenvalue) failed to converge.</p> <p><i>ifailr</i>(<i>i</i>) = 0 if the <i>i</i>th column of <i>vr</i> converged;</p> <p><i>ifailr</i>(<i>i</i>) = <i>j</i> > 0 if the eigenvector stored in the <i>i</i>-th column of <i>vr</i> (corresponding to the <i>j</i>th eigenvalue) failed to converge.</p> <p><i>For real flavors:</i> if the <i>i</i>th and (<i>i</i>+1)th columns of <i>vl</i> contain a selected complex eigenvector, then <i>ifaill</i>(<i>i</i>) and <i>ifaill</i>(<i>i</i>+1) are set to the same value. A similar rule holds for <i>vr</i> and <i>ifailr</i>.</p> <p>The array <i>ifaill</i> is not referenced if <i>job</i> = 'R'. The array <i>ifailr</i> is not referenced if <i>job</i> = 'L'.</p>
<i>info</i>	<p>INTEGER.</p> <p>If <i>info</i> = 0, the execution is successful.</p> <p>If <i>info</i> = -<i>i</i>, the <i>i</i>-th parameter had an illegal value.</p>

If $info > 0$, then i eigenvectors (as indicated by the parameters $ifaill$ and/or $failr$ above) failed to converge. The corresponding columns of vl and/or vr contain no useful information.

Fortran 95 Interface Notes

Routines in Fortran 95 interface have fewer arguments in the calling sequence than their FORTRAN 77 counterparts. For general conventions applied to skip redundant or restorable arguments, see [Fortran 95 Interface Conventions](#).

Specific details for the routine `hsein` interface are the following:

<code>h</code>	Holds the matrix H of size (n, n) .
<code>wr</code>	Holds the vector of length n . Used in real flavors only.
<code>wi</code>	Holds the vector of length n . Used in real flavors only.
<code>w</code>	Holds the vector of length n . Used in complex flavors only.
<code>select</code>	Holds the vector of length n .
<code>vl</code>	Holds the matrix VL of size (n, mm) .
<code>vr</code>	Holds the matrix VR of size (n, mm) .
<code>ifaill</code>	Holds the vector of length (mm) . Note that there will be an error condition if <code>ifaill</code> is present and <code>vl</code> is omitted.
<code>failr</code>	Holds the vector of length (mm) . Note that there will be an error condition if <code>failr</code> is present and <code>vr</code> is omitted.
<code>initv</code>	Must be 'N' or 'U'. The default value is 'N'.
<code>eigsrc</code>	Must be 'N' or 'Q'. The default value is 'N'.
<code>job</code>	Restored based on the presence of arguments <code>vl</code> and <code>vr</code> as follows: <code>job</code> = 'B', if both <code>vl</code> and <code>vr</code> are present, <code>job</code> = 'L', if <code>vl</code> is present and <code>vr</code> omitted, <code>job</code> = 'R', if <code>vl</code> is omitted and <code>vr</code> present, Note that there will be an error condition if both <code>vl</code> and <code>vr</code> are omitted.

Application Notes

Each computed right eigenvector x_i is the exact eigenvector of a nearby matrix $A + E_i$, such that $\|E_i\| < O(\epsilon) \|A\|$. Hence the residual is small:

$$\|Ax_i - \lambda_i x_i\| = O(\epsilon) \|A\|.$$

However, eigenvectors corresponding to close or coincident eigenvalues may not accurately span the relevant subspaces.

Similar remarks apply to computed left eigenvectors.

?trevc

Computes selected eigenvectors of an upper (quasi-) triangular matrix computed by ?hseqr.

Syntax

FORTRAN 77:

```
call strevc(side, howmny, select, n, t, ldt, vl, ldvl, vr, ldvr, mm, m, work,
info)

call dtrevc(side, howmny, select, n, t, ldt, vl, ldvl, vr, ldvr, mm, m, work,
info)

call ctrevc(side, howmny, select, n, t, ldt, vl, ldvl, vr, ldvr, mm, m, work,
rwork, info)

call ztrevc(side, howmny, select, n, t, ldt, vl, ldvl, vr, ldvr, mm, m, work,
rwork, info)
```

Fortran 95:

```
call trevc(t [, howmny] [,select] [,vl] [,vr] [,m] [,info])
```

Description

This routine is declared in `mk1_lapack.fi` for FORTRAN 77 interface, in `lapack.f90` for Fortran 95 interface, and in `mk1_lapack.h` for C interface.

The routine computes some or all of the right and/or left eigenvectors of an upper triangular matrix T (or, for real flavors, an upper quasi-triangular matrix T). Matrices of this type are produced by the Schur factorization of a general matrix: $A = Q^* T^* Q^H$, as computed by [?hseqr](#).

The right eigenvector x and the left eigenvector y of T corresponding to an eigenvalue w , are defined by:

$$T^* x = w^* x, \quad y^H T = w^* y^H, \text{ where } y^H \text{ denotes the conjugate transpose of } y.$$

The eigenvalues are not input to this routine, but are read directly from the diagonal blocks of T .

This routine returns the matrices X and/or Y of right and left eigenvectors of T , or the products Q^*X and/or Q^*Y , where Q is an input matrix.

If Q is the orthogonal/unitary factor that reduces a matrix A to Schur form T , then Q^*X and Q^*Y are the matrices of right and left eigenvectors of A .

Input Parameters

<i>side</i>	<p>CHARACTER*1. Must be 'R' or 'L' or 'B'.</p> <p>If <i>side</i> = 'R', then only right eigenvectors are computed.</p> <p>If <i>side</i> = 'L', then only left eigenvectors are computed.</p> <p>If <i>side</i> = 'B', then all eigenvectors are computed.</p>
<i>howmny</i>	<p>CHARACTER*1. Must be 'A' or 'B' or 'S'.</p> <p>If <i>howmny</i> = 'A', then all eigenvectors (as specified by <i>side</i>) are computed.</p> <p>If <i>howmny</i> = 'B', then all eigenvectors (as specified by <i>side</i>) are computed and backtransformed by the matrices supplied in <i>vl</i> and <i>vr</i>.</p> <p>If <i>howmny</i> = 'S', then selected eigenvectors (as specified by <i>side</i> and <i>select</i>) are computed.</p>
<i>select</i>	<p>LOGICAL.</p> <p>Array, DIMENSION at least $\max(1, n)$.</p> <p>If <i>howmny</i> = 'S', <i>select</i> specifies which eigenvectors are to be computed.</p> <p>If <i>howmny</i> = 'A' or 'B', <i>select</i> is not referenced.</p> <p>For real flavors:</p> <p>If $\omega(j)$ is a real eigenvalue, the corresponding real eigenvector is computed if <i>select</i>(<i>j</i>) is .TRUE..</p> <p>If $\omega(j)$ and $\omega(j+1)$ are the real and imaginary parts of a complex eigenvalue, the corresponding complex eigenvector is computed if either <i>select</i>(<i>j</i>) or <i>select</i>(<i>j</i>+1) is .TRUE., and on exit <i>select</i>(<i>j</i>) is set to .TRUE. and <i>select</i>(<i>j</i>+1) is set to .FALSE..</p> <p>For complex flavors:</p> <p>The eigenvector corresponding to the <i>j</i>-th eigenvalue is computed if <i>select</i>(<i>j</i>) is .TRUE..</p>
<i>n</i>	<p>INTEGER. The order of the matrix T ($n \geq 0$).</p>
<i>t</i> , <i>vl</i> , <i>vr</i> ,	<p>REAL for <i>strevc</i></p>

DOUBLE PRECISION for dtrevc
 COMPLEX for ctrevc
 DOUBLE COMPLEX for ztrevc.

Arrays:

$t(ldt,*)$ contains the n -by- n matrix T in Schur canonical form.

The second dimension of t must be at least $\max(1, n)$.

$vl(ldvl,*)$

If $howmny = 'B'$ and $side = 'L'$ or $'B'$, then vl must contain an n -by- n matrix Q (usually the matrix of Schur vectors returned by ?hseqr).

If $howmny = 'A'$ or $'S'$, then vl need not be set.

The second dimension of vl must be at least $\max(1, mm)$ if $side = 'L'$ or $'B'$ and at least 1 if $side = 'R'$.

The array vl is not referenced if $side = 'R'$.

$vr(ldvr,*)$

If $howmny = 'B'$ and $side = 'R'$ or $'B'$, then vr must contain an n -by- n matrix Q (usually the matrix of Schur vectors returned by ?hseqr).

If $howmny = 'A'$ or $'S'$, then vr need not be set.

The second dimension of vr must be at least $\max(1, mm)$ if $side = 'R'$ or $'B'$ and at least 1 if $side = 'L'$.

The array vr is not referenced if $side = 'L'$.

$work(*)$ is a workspace array.

DIMENSION at least $\max(1, 3*n)$ for real flavors and at least $\max(1, 2*n)$ for complex flavors.

ldt

INTEGER. The first dimension of t ; at least $\max(1, n)$.

$ldvl$

INTEGER. The first dimension of vl .

If $side = 'L'$ or $'B'$, $ldvl \geq n$.

If $side = 'R'$, $ldvl \geq 1$.

$ldvr$

INTEGER. The first dimension of vr .

If $side = 'R'$ or $'B'$, $ldvr \geq n$.

If $side = 'L'$, $ldvr \geq 1$.

mm

INTEGER. The number of columns in the arrays vl and/or vr . Must be at least m (the precise number of columns required).

If *howmny* = 'A' or 'B', $m = n$.
 If *howmny* = 'S': for real flavors, m is obtained by counting 1 for each selected real eigenvector and 2 for each selected complex eigenvector;
 for complex flavors, m is the number of selected eigenvectors (see *select*).

Constraint: $0 \leq m \leq n$.

rwork

REAL for ctrevc
 DOUBLE PRECISION for ztrevc.
 Workspace array, DIMENSION at least $\max(1, n)$.

Output Parameters

select

If a complex eigenvector of a real matrix was selected as specified above, then *select*(j) is set to .TRUE. and *select*($j+1$) to .FALSE.

vl, vr

If *side* = 'L' or 'B', *vl* contains the computed left eigenvectors (as specified by *howmny* and *select*).
 If *side* = 'R' or 'B', *vr* contains the computed right eigenvectors (as specified by *howmny* and *select*).
 The eigenvectors are stored consecutively in the columns of the array, in the same order as their eigenvalues.
 For real flavors: corresponding to each real eigenvalue is a real eigenvector, occupying one column; corresponding to each complex conjugate pair of eigenvalues is a complex eigenvector, occupying two columns; the first column holds the real part and the second column holds the imaginary part.

m

INTEGER.
 For complex flavors: the number of selected eigenvectors.
 If *howmny* = 'A' or 'B', m is set to n .
 For real flavors: the number of columns of *vl* and/or *vr* actually used to store the selected eigenvectors.
 If *howmny* = 'A' or 'B', m is set to n .

info

INTEGER.
 If *info* = 0, the execution is successful.
 If *info* = $-i$, the i -th parameter had an illegal value.

Fortran 95 Interface Notes

Routines in Fortran 95 interface have fewer arguments in the calling sequence than their FORTRAN 77 counterparts. For general conventions applied to skip redundant or restorable arguments, see [Fortran 95 Interface Conventions](#).

Specific details for the routine `trevc` interface are the following:

<code>t</code>	Holds the matrix T of size (n, n) .
<code>select</code>	Holds the vector of length n .
<code>vl</code>	Holds the matrix VL of size (n, mm) .
<code>vr</code>	Holds the matrix VR of size (n, mm) .
<code>side</code>	<p>If omitted, this argument is restored based on the presence of arguments <code>vl</code> and <code>vr</code> as follows:</p> <p><code>side</code> = 'B', if both <code>vl</code> and <code>vr</code> are present, <code>side</code> = 'L', if <code>vr</code> is omitted, <code>side</code> = 'R', if <code>vl</code> is omitted.</p> <p>Note that there will be an error condition if both <code>vl</code> and <code>vr</code> are omitted.</p>
<code>howmny</code>	<p>If omitted, this argument is restored based on the presence of argument <code>select</code> as follows:</p> <p><code>howmny</code> = 'V', if <code>q</code> is present, <code>howmny</code> = 'N', if <code>q</code> is omitted.</p> <p>If present, <code>vect</code> = 'V' or 'U' and the argument <code>q</code> must also be present.</p> <p>Note that there will be an error condition if both <code>select</code> and <code>howmny</code> are present.</p>

Application Notes

If x_i is an exact right eigenvector and y_i is the corresponding computed eigenvector, then the angle $\theta(y_i, x_i)$ between them is bounded as follows: $\theta(y_i, x_i) \leq (c(n) \epsilon \|T\|_2) / \text{sep}_i$ where sep_i is the reciprocal condition number of x_i . The condition number sep_i may be computed by calling `?trsna`.

?trsna

Estimates condition numbers for specified eigenvalues and right eigenvectors of an upper (quasi-) triangular matrix.

Syntax

FORTRAN 77:

```
call strсна(job, howmny, select, n, t, ldt, vl, ldvl, vr, ldvr, s, sep, mm,
m, work, ldwork, iwork, info)

call dtrsna(job, howmny, select, n, t, ldt, vl, ldvl, vr, ldvr, s, sep, mm,
m, work, ldwork, iwork, info)

call ctrсна(job, howmny, select, n, t, ldt, vl, ldvl, vr, ldvr, s, sep, mm,
m, work, ldwork, rwork, info)

call ztrsna(job, howmny, select, n, t, ldt, vl, ldvl, vr, ldvr, s, sep, mm,
m, work, ldwork, rwork, info)
```

Fortran 95:

```
call trсна(t [, s] [,sep] [,vl] [,vr] [,select] [,m] [,info])
```

Description

This routine is declared in `mkl_lapack.fi` for FORTRAN 77 interface, in `lapack.f90` for Fortran 95 interface, and in `mkl_lapack.h` for C interface.

The routine estimates condition numbers for specified eigenvalues and/or right eigenvectors of an upper triangular matrix T (or, for real flavors, upper quasi-triangular matrix T in canonical Schur form). These are the same as the condition numbers of the eigenvalues and right eigenvectors of an original matrix $A = Z^* T^* Z^H$ (with unitary or, for real flavors, orthogonal Z), from which T may have been derived.

The routine computes the reciprocal of the condition number of an eigenvalue $\lambda(i)$ as $s_i = |v_H^* u| / (||u||_E ||v||_E)$, where u and v are the right and left eigenvectors of T , respectively, corresponding to $\lambda(i)$. This reciprocal condition number always lies between zero (ill-conditioned) and one (well-conditioned).

An approximate error estimate for a computed eigenvalue $\lambda(i)$ is then given by $\epsilon * ||T|| / s_i$, where ϵ is the *machine precision*.

To estimate the reciprocal of the condition number of the right eigenvector corresponding to $\lambda(i)$, the routine first calls `?trexc` to reorder the eigenvalues so that $\lambda(i)$ is in the leading position:

$$T = Q \begin{bmatrix} \lambda_i & C^H \\ 0 & T_{22} \end{bmatrix} Q^H$$

The reciprocal condition number of the eigenvector is then estimated as sep_i , the smallest singular value of the matrix $T_{22} - \lambda(i) * I$. This number ranges from zero (ill-conditioned) to very large (well-conditioned).

An approximate error estimate for a computed right eigenvector u corresponding to $\lambda(i)$ is then given by $\epsilon * ||T|| / \text{sep}_i$.

Input Parameters

<i>job</i>	<p>CHARACTER*1. Must be 'E' or 'V' or 'B'.</p> <p>If <i>job</i> = 'E', then condition numbers for eigenvalues only are computed.</p> <p>If <i>job</i> = 'V', then condition numbers for eigenvectors only are computed.</p> <p>If <i>job</i> = 'B', then condition numbers for both eigenvalues and eigenvectors are computed.</p>
<i>howmny</i>	<p>CHARACTER*1. Must be 'A' or 'S'.</p> <p>If <i>howmny</i> = 'A', then the condition numbers for all eigenpairs are computed.</p> <p>If <i>howmny</i> = 'S', then condition numbers for selected eigenpairs (as specified by <i>select</i>) are computed.</p>
<i>select</i>	<p>LOGICAL.</p> <p>Array, DIMENSION at least $\max(1, n)$ if <i>howmny</i> = 'S' and at least 1 otherwise.</p> <p>Specifies the eigenpairs for which condition numbers are to be computed if <i>howmny</i> = 'S'.</p> <p>For real flavors:</p>

To select condition numbers for the eigenpair corresponding to the real eigenvalue $\lambda(j)$, $\text{select}(j)$ must be set

`.TRUE.`;

to select condition numbers for the eigenpair corresponding to a complex conjugate pair of eigenvalues $\lambda(j)$ and $\lambda(j+1)$, $\text{select}(j)$ and/or $\text{select}(j+1)$ must be set

`.TRUE.`.

For complex flavors

To select condition numbers for the eigenpair corresponding to the eigenvalue $\lambda(j)$, $\text{select}(j)$ must be set `.TRUE.`.

select is not referenced if $\text{howmny} = 'A'$.

n

INTEGER. The order of the matrix T ($n \geq 0$).

$t, vl, vr, work$

REAL for `strsna`

DOUBLE PRECISION for `dtrsna`

COMPLEX for `ctrsna`

DOUBLE COMPLEX for `ztrsna`.

Arrays:

$t(ldt,*)$ contains the n -by- n matrix T .

The second dimension of t must be at least $\max(1, n)$.

$vl(ldvl,*)$

If $\text{job} = 'E'$ or $'B'$, then vl must contain the left eigenvectors of T (or of any matrix $Q^*T^*Q^H$ with Q unitary or orthogonal) corresponding to the eigenpairs specified by howmny and select . The eigenvectors must be stored in consecutive columns of vl , as returned by [?trevc](#) or [?hsein](#).

The second dimension of vl must be at least $\max(1, mm)$ if $\text{job} = 'E'$ or $'B'$ and at least 1 if $\text{job} = 'V'$.

The array vl is not referenced if $\text{job} = 'V'$.

$vr(ldvr,*)$

If $\text{job} = 'E'$ or $'B'$, then vr must contain the right eigenvectors of T (or of any matrix $Q^*T^*Q^H$ with Q unitary or orthogonal) corresponding to the eigenpairs specified by howmny and select . The eigenvectors must be stored in consecutive columns of vr , as returned by [?trevc](#) or [?hsein](#).

	<p>The second dimension of <i>vr</i> must be at least $\max(1, mm)$ if <i>job</i> = 'E' or 'B' and at least 1 if <i>job</i> = 'V'.</p> <p>The array <i>vr</i> is not referenced if <i>job</i> = 'V'.</p> <p><i>work</i> is a workspace array, its dimension $(ldwork, n+6)$.</p> <p>The array <i>work</i> is not referenced if <i>job</i> = 'E'.</p>
<i>ldt</i>	INTEGER. The first dimension of <i>t</i> ; at least $\max(1, n)$.
<i>ldvl</i>	<p>INTEGER. The first dimension of <i>vl</i>.</p> <p>If <i>job</i> = 'E' or 'B', $ldvl \geq \max(1, n)$.</p> <p>If <i>job</i> = 'V', $ldvl \geq 1$.</p>
<i>ldvr</i>	<p>INTEGER. The first dimension of <i>vr</i>.</p> <p>If <i>job</i> = 'E' or 'B', $ldvr \geq \max(1, n)$.</p> <p>If <i>job</i> = 'R', $ldvr \geq 1$.</p>
<i>mm</i>	<p>INTEGER. The number of elements in the arrays <i>s</i> and <i>sep</i>, and the number of columns in <i>vl</i> and <i>vr</i> (if used). Must be at least <i>m</i> (the precise number required).</p> <p>If <i>howmny</i> = 'A', $m = n$;</p> <p>if <i>howmny</i> = 'S', for real flavors <i>m</i> is obtained by counting 1 for each selected real eigenvalue and 2 for each selected complex conjugate pair of eigenvalues.</p> <p>for complex flavors <i>m</i> is the number of selected eigenpairs (see <i>select</i>). Constraint:</p> <p>$0 \leq m \leq n$.</p>
<i>ldwork</i>	<p>INTEGER. The first dimension of <i>work</i>.</p> <p>If <i>job</i> = 'V' or 'B', $ldwork \geq \max(1, n)$.</p> <p>If <i>job</i> = 'E', $ldwork \geq 1$.</p>
<i>rwork</i>	<p>REAL for <i>ctrсна</i>, <i>ztrsna</i>.</p> <p>Array, DIMENSION at least $\max(1, n)$. The array is not referenced if <i>job</i> = 'E'.</p>
<i>iwork</i>	<p>INTEGER for <i>strсна</i>, <i>dtrsna</i>.</p> <p>Array, DIMENSION at least $\max(1, 2*(n - 1))$. The array is not referenced if <i>job</i> = 'E'.</p>

Output Parameters

<i>s</i>	<p>REAL for single-precision flavors DOUBLE PRECISION for double-precision flavors. Array, DIMENSION at least $\max(1, mm)$ if <i>job</i> = 'E' or 'B' and at least 1 if <i>job</i> = 'V'. Contains the reciprocal condition numbers of the selected eigenvalues if <i>job</i> = 'E' or 'B', stored in consecutive elements of the array. Thus <i>s</i>(<i>j</i>), <i>sep</i>(<i>j</i>) and the <i>j</i>-th columns of <i>vl</i> and <i>vr</i> all correspond to the same eigenpair (but not in general the <i>j</i> th eigenpair unless all eigenpairs have been selected). <i>For real flavors:</i> for a complex conjugate pair of eigenvalues, two consecutive elements of <i>S</i> are set to the same value. The array <i>s</i> is not referenced if <i>job</i> = 'V'.</p>
<i>sep</i>	<p>REAL for single-precision flavors DOUBLE PRECISION for double-precision flavors. Array, DIMENSION at least $\max(1, mm)$ if <i>job</i> = 'V' or 'B' and at least 1 if <i>job</i> = 'E'. Contains the estimated reciprocal condition numbers of the selected right eigenvectors if <i>job</i> = 'V' or 'B', stored in consecutive elements of the array. <i>For real flavors:</i> for a complex eigenvector, two consecutive elements of <i>sep</i> are set to the same value; if the eigenvalues cannot be reordered to compute <i>sep</i>(<i>j</i>), then <i>sep</i>(<i>j</i>) is set to zero; this can only occur when the true value would be very small anyway. The array <i>sep</i> is not referenced if <i>job</i> = 'E'.</p>
<i>m</i>	<p>INTEGER. <i>For complex flavors:</i> the number of selected eigenpairs. If <i>howmny</i> = 'A', <i>m</i> is set to <i>n</i>. <i>For real flavors:</i> the number of elements of <i>s</i> and/or <i>sep</i> actually used to store the estimated condition numbers. If <i>howmny</i> = 'A', <i>m</i> is set to <i>n</i>.</p>
<i>info</i>	<p>INTEGER. If <i>info</i> = 0, the execution is successful. If <i>info</i> = -<i>i</i>, the <i>i</i>-th parameter had an illegal value.</p>

Fortran 95 Interface Notes

Routines in Fortran 95 interface have fewer arguments in the calling sequence than their FORTRAN 77 counterparts. For general conventions applied to skip redundant or restorable arguments, see [Fortran 95 Interface Conventions](#).

Specific details for the routine `trsna` interface are the following:

<i>t</i>	Holds the matrix <i>T</i> of size (n, n) .
<i>s</i>	Holds the vector of length (mm) .
<i>sep</i>	Holds the vector of length (mm) .
<i>vl</i>	Holds the matrix <i>VL</i> of size (n, mm) .
<i>vr</i>	Holds the matrix <i>VR</i> of size (n, mm) .
<i>select</i>	Holds the vector of length <i>n</i> .
<i>job</i>	Restored based on the presence of arguments <i>s</i> and <i>sep</i> as follows: <i>job</i> = 'B', if both <i>s</i> and <i>sep</i> are present, <i>job</i> = 'E', if <i>s</i> is present and <i>sep</i> omitted, <i>job</i> = 'V', if <i>s</i> is omitted and <i>sep</i> present. Note an error condition if both <i>s</i> and <i>sep</i> are omitted.
<i>howmny</i>	Restored based on the presence of the argument <i>select</i> as follows: <i>howmny</i> = 'S', if <i>select</i> is present, <i>howmny</i> = 'A', if <i>select</i> is omitted.

Note that the arguments *s*, *vl*, and *vr* must either be all present or all omitted.

Otherwise, an error condition is observed.

Application Notes

The computed values sep_i may overestimate the true value, but seldom by a factor of more than 3.

?trexc

Reorders the Schur factorization of a general matrix.

Syntax

FORTRAN 77:

```
call strexc(compq, n, t, ldt, q, ldq, ifst, ilst, work, info)
call dtrexc(compq, n, t, ldt, q, ldq, ifst, ilst, work, info)
call ctrexc(compq, n, t, ldt, q, ldq, ifst, ilst, info)
call ztrexc(compq, n, t, ldt, q, ldq, ifst, ilst, info)
```

Fortran 95:

```
call trexc(t, ifst, ilst [,q] [,info])
```

Description

This routine is declared in `mkl_lapack.fi` for FORTRAN 77 interface, in `lapack.f90` for Fortran 95 interface, and in `mkl_lapack.h` for C interface.

The routine reorders the Schur factorization of a general matrix $A = Q^*T^*Q^H$, so that the diagonal element or block of T with row index *ifst* is moved to row *ilst*.

The reordered Schur form S is computed by an unitary (or, for real flavors, orthogonal) similarity transformation: $S = Z^H * T * Z$. Optionally the updated matrix P of Schur vectors is computed as $P = Q * Z$, giving $A = P * S * P^H$.

Input Parameters

<i>compq</i>	CHARACTER*1. Must be 'V' or 'N'. If <i>compq</i> = 'V', then the Schur vectors (<i>Q</i>) are updated. If <i>compq</i> = 'N', then no Schur vectors are updated.
<i>n</i>	INTEGER. The order of the matrix T ($n \geq 0$).
<i>t, q</i>	REAL for <code>strexc</code> DOUBLE PRECISION for <code>dtrexc</code> COMPLEX for <code>ctrexc</code> DOUBLE COMPLEX for <code>ztrexc</code> .
	Arrays:

	$t(ldt,*)$ contains the n -by- n matrix T . The second dimension of t must be at least $\max(1, n)$.
	$q(ldq,*)$ If $compq = 'V'$, then q must contain Q (Schur vectors). If $compq = 'N'$, then q is not referenced. The second dimension of q must be at least $\max(1, n)$ if $compq = 'V'$ and at least 1 if $compq = 'N'$.
ldt	INTEGER. The first dimension of t ; at least $\max(1, n)$.
ldq	INTEGER. The first dimension of q ; If $compq = 'N'$, then $ldq \geq 1$. If $compq = 'V'$, then $ldq \geq \max(1, n)$.
$ifst, ilst$	INTEGER. $1 \leq ifst \leq n$; $1 \leq ilst \leq n$. Must specify the reordering of the diagonal elements (or blocks, which is possible for real flavors) of the matrix T . The element (or block) with row index $ifst$ is moved to row $ilst$ by a sequence of exchanges between adjacent elements (or blocks).
$work$	REAL for <code>strex</code> DOUBLE PRECISION for <code>dtrex</code> . Array, DIMENSION at least $\max(1, n)$.

Output Parameters

t	Overwritten by the updated matrix S .
q	If $compq = 'V'$, q contains the updated matrix of Schur vectors.
$ifst, ilst$	Overwritten for real flavors only. If $ifst$ pointed to the second row of a 2 by 2 block on entry, it is changed to point to the first row; $ilst$ always points to the first row of the block in its final position (which may differ from its input value by ± 1).
$info$	INTEGER. If $info = 0$, the execution is successful. If $info = -i$, the i -th parameter had an illegal value.

Fortran 95 Interface Notes

Routines in Fortran 95 interface have fewer arguments in the calling sequence than their FORTRAN 77 counterparts. For general conventions applied to skip redundant or restorable arguments, see [Fortran 95 Interface Conventions](#).

Specific details for the routine `trexc` interface are the following:

<code>t</code>	Holds the matrix T of size (n, n) .
<code>q</code>	Holds the matrix Q of size (n, n) .
<code>compq</code>	Restored based on the presence of the argument <code>q</code> as follows: <code>compq = 'V'</code> , if <code>q</code> is present, <code>compq = 'N'</code> , if <code>q</code> is omitted.

Application Notes

The computed matrix S is exactly similar to a matrix $T+E$, where $\|E\|_2 = O(\epsilon) * \|T\|_2$, and ϵ is the machine precision.

Note that if a 2 by 2 diagonal block is involved in the re-ordering, its off-diagonal elements are in general changed; the diagonal elements and the eigenvalues of the block are unchanged unless the block is sufficiently ill-conditioned, in which case they may be noticeably altered. It is possible for a 2 by 2 block to break into two 1 by 1 blocks, that is, for a pair of complex eigenvalues to become purely real.

The values of eigenvalues however are never changed by the re-ordering.

The approximate number of floating-point operations is

for real flavors:	$6n(\text{ifst}-\text{ilst})$ if <code>compq = 'N'</code> ; $12n(\text{ifst}-\text{ilst})$ if <code>compq = 'V'</code> ;
for complex flavors:	$20n(\text{ifst}-\text{ilst})$ if <code>compq = 'N'</code> ; $40n(\text{ifst}-\text{ilst})$ if <code>compq = 'V'</code> .

?trsen

Reorders the Schur factorization of a matrix and (optionally) computes the reciprocal condition numbers and invariant subspace for the selected cluster of eigenvalues.

Syntax

FORTRAN 77:

```
call strsen(job, compq, select, n, t, ldt, q, ldq, wr, wi, m, s, sep, work,
lwork, iwork, liwork, info)

call dtrsen(job, compq, select, n, t, ldt, q, ldq, wr, wi, m, s, sep, work,
lwork, iwork, liwork, info)

call ctrsen(job, compq, select, n, t, ldt, q, ldq, w, m, s, sep, work, lwork,
info)

call ztrsen(job, compq, select, n, t, ldt, q, ldq, w, m, s, sep, work, lwork,
info)
```

Fortran 95:

```
call trsen(t, select [,wr] [,wi] [,m] [,s] [,sep] [,q] [,info])
call trsen(t, select [,w] [,m] [,s] [,sep] [,q] [,info])
```

Description

This routine is declared in `mk1_lapack.fi` for FORTRAN 77 interface, in `lapack.f90` for Fortran 95 interface, and in `mk1_lapack.h` for C interface.

The routine reorders the Schur factorization of a general matrix $A = Q^*T^*Q^H$ so that a selected cluster of eigenvalues appears in the leading diagonal elements (or, for real flavors, diagonal blocks) of the Schur form. The reordered Schur form R is computed by an unitary (orthogonal) similarity transformation: $R = Z^H * T * Z$. Optionally the updated matrix P of Schur vectors is computed as $P = Q * Z$, giving $A = P * R * P^H$.

Let

$$R = \begin{bmatrix} T_{11} & T_{12} \\ \mathbf{0} & T_{13} \end{bmatrix}$$

where the selected eigenvalues are precisely the eigenvalues of the leading m -by- m submatrix T_{11} . Let P be correspondingly partitioned as $(Q_1 \ Q_2)$ where Q_1 consists of the first m columns of Q . Then $A^*Q_1 = Q_1^*T_{11}$, and so the m columns of Q_1 form an orthonormal basis for the invariant subspace corresponding to the selected cluster of eigenvalues.

Optionally the routine also computes estimates of the reciprocal condition numbers of the average of the cluster of eigenvalues and of the invariant subspace.

Input Parameters

<i>job</i>	<p>CHARACTER*1. Must be 'N' or 'E' or 'V' or 'B'.</p> <p>If <i>job</i> = 'N', then no condition numbers are required.</p> <p>If <i>job</i> = 'E', then only the condition number for the cluster of eigenvalues is computed.</p> <p>If <i>job</i> = 'V', then only the condition number for the invariant subspace is computed.</p> <p>If <i>job</i> = 'B', then condition numbers for both the cluster and the invariant subspace are computed.</p>
<i>compq</i>	<p>CHARACTER*1. Must be 'V' or 'N'.</p> <p>If <i>compq</i> = 'V', then Q of the Schur vectors is updated.</p> <p>If <i>compq</i> = 'N', then no Schur vectors are updated.</p>
<i>select</i>	<p>LOGICAL.</p> <p>Array, DIMENSION at least $\max(1, n)$.</p> <p>Specifies the eigenvalues in the selected cluster. To select an eigenvalue $\lambda(j)$, <i>select</i>(j) must be .TRUE..</p> <p><i>For real flavors:</i> to select a complex conjugate pair of eigenvalues $\lambda(j)$ and $\lambda(j+1)$ (corresponding 2 by 2 diagonal block), <i>select</i>(j) and/or <i>select</i>($j+1$) must be .TRUE.; the complex conjugate $\lambda(j)$ and $\lambda(j+1)$ must be either both included in the cluster or both excluded.</p>
<i>n</i>	<p>INTEGER. The order of the matrix T ($n \geq 0$).</p>
<i>t, q, work</i>	<p>REAL for strsen</p>

DOUBLE PRECISION for dtrsen
 COMPLEX for ctrsen
 DOUBLE COMPLEX for ztrsen.

Arrays:
t (*ldt*,*) The *n*-by-*n* *T*.
 The second dimension of *t* must be at least $\max(1, n)$.
q (*ldq*,*)
 If *compq* = 'V', then *q* must contain *Q* of Schur vectors.
 If *compq* = 'N', then *q* is not referenced.
 The second dimension of *q* must be at least $\max(1, n)$ if
compq = 'V' and at least 1 if *compq* = 'N'.
work is a workspace array, its dimension $\max(1, lwork)$.

ldt INTEGER. The first dimension of *t*; at least $\max(1, n)$.
ldq INTEGER. The first dimension of *q*;
 If *compq* = 'N', then *ldq* ≥ 1 .
 If *compq* = 'V', then *ldq* $\geq \max(1, n)$.

lwork INTEGER. The dimension of the array *work*.
 If *job* = 'V' or 'B', *lwork* $\geq \max(1, 2*m*(n-m))$.
 If *job* = 'E', then *lwork* $\geq \max(1, m*(n-m))$.
 If *job* = 'N', then *lwork* ≥ 1 for complex flavors and
lwork $\geq \max(1, n)$ for real flavors.
 If *lwork* = -1, then a workspace query is assumed; the
 routine only calculates the optimal size of the *work* array,
 returns this value as the first entry of the *work* array, and
 no error message related to *lwork* is issued by xerbla. See
Application Notes for details.

iwork INTEGER. *iwork*(*liwork*) is a workspace array. The array
iwork is not referenced if *job* = 'N' or 'E'.
 The actual amount of workspace required cannot exceed
 $n^2/2$ if *job* = 'V' or 'B'.

liwork INTEGER.
 The dimension of the array *iwork*.
 If *job* = 'V' or 'B', *liwork* $\geq \max(1, 2m(n-m))$.
 If *job* = 'E' or 'E', *liwork* ≥ 1 .

If $liwork = -1$, then a workspace query is assumed; the routine only calculates the optimal size of the $iwork$ array, returns this value as the first entry of the $iwork$ array, and no error message related to $liwork$ is issued by [xerbla](#). See *Application Notes* for details.

Output Parameters

t	Overwritten by the updated matrix R .
q	If $compq = 'V'$, q contains the updated matrix of Schur vectors; the first m columns of the Q form an orthogonal basis for the specified invariant subspace.
w	COMPLEX for <code>ctrsen</code> DOUBLE COMPLEX for <code>ztrsen</code> . Array, DIMENSION at least $\max(1, n)$. The recorded eigenvalues of R . The eigenvalues are stored in the same order as on the diagonal of R .
wr, wi	REAL for <code>strsen</code> DOUBLE PRECISION for <code>dtrsen</code> Arrays, DIMENSION at least $\max(1, n)$. Contain the real and imaginary parts, respectively, of the reordered eigenvalues of R . The eigenvalues are stored in the same order as on the diagonal of R . Note that if a complex eigenvalue is sufficiently ill-conditioned, then its value may differ significantly from its value before reordering.
m	INTEGER. <i>For complex flavors:</i> the number of the specified invariant subspaces, which is the same as the number of selected eigenvalues (see <i>select</i>). <i>For real flavors:</i> the dimension of the specified invariant subspace. The value of m is obtained by counting 1 for each selected real eigenvalue and 2 for each selected complex conjugate pair of eigenvalues (see <i>select</i>). Constraint: $0 \leq m \leq n$.
s	REAL for single-precision flavors DOUBLE PRECISION for double-precision flavors.

	<p>If $job = 'E'$ or $'B'$, s is a lower bound on the reciprocal condition number of the average of the selected cluster of eigenvalues.</p> <p>If $m = 0$ or n, then $s = 1$.</p> <p>For real flavors: if $info = 1$, then s is set to zero. s is not referenced if $job = 'N'$ or $'V'$.</p>
<i>sep</i>	<p>REAL for single-precision flavors DOUBLE PRECISION for double-precision flavors.</p> <p>If $job = 'V'$ or $'B'$, sep is the estimated reciprocal condition number of the specified invariant subspace.</p> <p>If $m = 0$ or n, then $sep = T$.</p> <p>For real flavors: if $info = 1$, then sep is set to zero.</p> <p>sep is not referenced if $job = 'N'$ or $'E'$.</p>
<i>work(1)</i>	<p>On exit, if $info = 0$, then <i>work(1)</i> returns the optimal size of <i>lwork</i>.</p>
<i>iwork(1)</i>	<p>On exit, if $info = 0$, then <i>iwork(1)</i> returns the optimal size of <i>liwork</i>.</p>
<i>info</i>	<p>INTEGER.</p> <p>If $info = 0$, the execution is successful.</p> <p>If $info = -i$, the i-th parameter had an illegal value.</p>

Fortran 95 Interface Notes

Routines in Fortran 95 interface have fewer arguments in the calling sequence than their FORTRAN 77 counterparts. For general conventions applied to skip redundant or restorable arguments, see [Fortran 95 Interface Conventions](#).

Specific details for the routine `trsen` interface are the following:

<i>t</i>	Holds the matrix T of size (n, n) .
<i>select</i>	Holds the vector of length n .
<i>wr</i>	Holds the vector of length n . Used in real flavors only.
<i>wi</i>	Holds the vector of length n . Used in real flavors only.
<i>w</i>	Holds the vector of length n . Used in complex flavors only.
<i>q</i>	Holds the matrix Q of size (n, n) .
<i>compq</i>	Restored based on the presence of the argument q as follows: <i>compq</i> = $'V'$, if q is present, <i>compq</i> = $'N'$, if q is omitted.

job Restored based on the presence of arguments *s* and *sep* as follows:
job = 'B', if both *s* and *sep* are present,
job = 'E', if *s* is present and *sep* omitted,
job = 'V', if *s* is omitted and *sep* present,
job = 'N', if both *s* and *sep* are omitted.

Application Notes

The computed matrix *R* is exactly similar to a matrix *T+E*, where $\|E\|_2 = O(\epsilon) \|T\|_2$, and ϵ is the machine precision. The computed *s* cannot underestimate the true reciprocal condition number by more than a factor of $(\min(m, n-m))_{1/2}$; *sep* may differ from the true value by $(m^*n-m^2)_{1/2}$. The angle between the computed invariant subspace and the true subspace is $O(\epsilon) \|A\|_2 / \text{sep}$. Note that if a 2-by-2 diagonal block is involved in the re-ordering, its off-diagonal elements are in general changed; the diagonal elements and the eigenvalues of the block are unchanged unless the block is sufficiently ill-conditioned, in which case they may be noticeably altered. It is possible for a 2-by-2 block to break into two 1-by-1 blocks, that is, for a pair of complex eigenvalues to become purely real. The values of eigenvalues however are never changed by the re-ordering.

If it is not clear how much workspace to supply, use a generous value of *lwork* (or *liwork*) for the first run or set *lwork* = -1 (*liwork* = -1).

If *lwork* (or *liwork*) has any of admissible sizes, which is no less than the minimal value described, the routine completes the task, though probably not so fast as with a recommended workspace, and provides the recommended workspace in the first element of the corresponding array (*work*, *iwork*) on exit. Use this value (*work*(1), *iwork*(1)) for subsequent runs.

If *lwork* = -1 (*liwork* = -1), the routine returns immediately and provides the recommended workspace in the first element of the corresponding array (*work*, *iwork*). This operation is called a workspace query.

Note that if *lwork* (*liwork*) is less than the minimal required value and is not equal to -1, the routine returns immediately with an error exit and does not provide any information on the recommended workspace.

?trsyl

Solves Sylvester equation for real quasi-triangular or complex triangular matrices.

Syntax

FORTRAN 77:

```
call strsyl(trana, tranb, isgn, m, n, a, lda, b, ldb, c, ldc, scale, info)
call dtrsyl(trana, tranb, isgn, m, n, a, lda, b, ldb, c, ldc, scale, info)
call ctrsyl(trana, tranb, isgn, m, n, a, lda, b, ldb, c, ldc, scale, info)
call ztrsyl(trana, tranb, isgn, m, n, a, lda, b, ldb, c, ldc, scale, info)
```

Fortran 95:

```
call trsyl(a, b, c, scale [, trana] [,tranb] [,isgn] [,info])
```

Description

This routine is declared in `mkl_lapack.fi` for FORTRAN 77 interface, in `lapack.f90` for Fortran 95 interface, and in `mkl_lapack.h` for C interface.

The routine solves the Sylvester matrix equation $\text{op}(A) * X \pm X * \text{op}(B) = \alpha * C$, where $\text{op}(A) = A$ or A^H , and the matrices A and B are upper triangular (or, for real flavors, upper quasi-triangular in canonical Schur form); $\alpha \leq 1$ is a scale factor determined by the routine to avoid overflow in X ; A is m -by- m , B is n -by- n , and C and X are both m -by- n . The matrix X is obtained by a straightforward process of back substitution.

The equation has a unique solution if and only if $\alpha_i \pm \beta_i \neq 0$, where $\{\alpha_i\}$ and $\{\beta_i\}$ are the eigenvalues of A and B , respectively, and the sign (+ or -) is the same as that used in the equation to be solved.

Input Parameters

<i>trana</i>	CHARACTER*1. Must be 'N' or 'T' or 'C'. If <i>trana</i> = 'N', then $\text{op}(A) = A$. If <i>trana</i> = 'T', then $\text{op}(A) = A^T$ (real flavors only). If <i>trana</i> = 'C' then $\text{op}(A) = A^H$.
<i>tranb</i>	CHARACTER*1. Must be 'N' or 'T' or 'C'.

If $tranb = 'N'$, then $op(B) = B$.
 If $tranb = 'T'$, then $op(B) = B^T$ (real flavors only).
 If $tranb = 'C'$, then $op(B) = B^H$.

isgn INTEGER. Indicates the form of the Sylvester equation.
 If $isgn = +1$, $op(A)*X + X*op(B) = \alpha*C$.
 If $isgn = -1$, $op(A)*X - X*op(B) = \alpha*C$.

m INTEGER. The order of A , and the number of rows in X and C ($m \geq 0$).

n INTEGER. The order of B , and the number of columns in X and C ($n \geq 0$).

a, b, c REAL for `strsyl`
 DOUBLE PRECISION for `dtrsyl`
 COMPLEX for `ctrsyl`
 DOUBLE COMPLEX for `ztrsyl`.
 Arrays:
a(lda,)* contains the matrix A .
 The second dimension of a must be at least $\max(1, m)$.
b(ldb,)* contains the matrix B .
 The second dimension of b must be at least $\max(1, n)$.
c ldc,)* contains the matrix C .
 The second dimension of c must be at least $\max(1, n)$.

lda INTEGER. The first dimension of a ; at least $\max(1, m)$.

ldb INTEGER. The first dimension of b ; at least $\max(1, n)$.

ldc INTEGER. The first dimension of c ; at least $\max(1, n)$.

Output Parameters

c Overwritten by the solution matrix X .

scale REAL for single-precision flavors
 DOUBLE PRECISION for double-precision flavors.
 The value of the scale factor α .

info INTEGER.
 If $info = 0$, the execution is successful.
 If $info = -i$, the i -th parameter had an illegal value.

If $info = 1$, A and B have common or close eigenvalues perturbed values were used to solve the equation.

Fortran 95 Interface Notes

Routines in Fortran 95 interface have fewer arguments in the calling sequence than their FORTRAN 77 counterparts. For general conventions applied to skip redundant or restorable arguments, see [Fortran 95 Interface Conventions](#).

Specific details for the routine `trsyl` interface are the following:

<i>a</i>	Holds the matrix A of size (m, m) .
<i>b</i>	Holds the matrix B of size (n, n) .
<i>c</i>	Holds the matrix C of size (m, n) .
<i>trana</i>	Must be 'N', 'C', or 'T'. The default value is 'N'.
<i>tranb</i>	Must be 'N', 'C', or 'T'. The default value is 'N'.
<i>isgn</i>	Must be +1 or -1. The default value is +1.

Application Notes

Let X be the exact, Y the corresponding computed solution, and R the residual matrix: $R = C - (AY \pm YB)$. Then the residual is always small:

$$\|R\|_F = O(\epsilon) * (\|A\|_F + \|B\|_F) * \|Y\|_F.$$

However, Y is not necessarily the exact solution of a slightly perturbed equation; in other words, the solution is not backwards stable.

For the forward error, the following bound holds:

$$\|Y - X\|_F \leq \|R\|_F / \text{sep}(A, B)$$

but this may be a considerable overestimate. See [Golub96] for a definition of $\text{sep}(A, B)$.

The approximate number of floating-point operations for real flavors is $m * n * (m + n)$. For complex flavors it is 4 times greater.

Generalized Nonsymmetric Eigenvalue Problems

This section describes LAPACK routines for solving generalized nonsymmetric eigenvalue problems, reordering the generalized Schur factorization of a pair of matrices, as well as performing a number of related computational tasks.

A *generalized nonsymmetric eigenvalue problem* is as follows: given a pair of nonsymmetric (or non-Hermitian) n -by- n matrices A and B , find the *generalized eigenvalues* λ and the corresponding *generalized eigenvectors* x and y that satisfy the equations

$$Ax = \lambda Bx \text{ (right generalized eigenvectors } x\text{)}$$

and

$$y^H A = \lambda y^H B \text{ (left generalized eigenvectors } y\text{)}.$$

Table 4-6 lists LAPACK routines (FORTRAN 77 interface) used to solve the generalized nonsymmetric eigenvalue problems and the generalized Sylvester equation. Respective routine names in Fortran 95 interface are without the first symbol (see [Routine Naming Conventions](#)).

Table 4-6 Computational Routines for Solving Generalized Nonsymmetric Eigenvalue Problems

Routine name	Operation performed
?gghrd	Reduces a pair of matrices to generalized upper Hessenberg form using orthogonal/unitary transformations.
?ggbal	Balances a pair of general real or complex matrices.
?ggbak	Forms the right or left eigenvectors of a generalized eigenvalue problem.
?hgeqz	Implements the QZ method for finding the generalized eigenvalues of the matrix pair (H,T).
?tgevc	Computes some or all of the right and/or left generalized eigenvectors of a pair of upper triangular matrices
?tgexc	Reorders the generalized Schur decomposition of a pair of matrices (A,B) so that one diagonal block of (A,B) moves to another row index.
?tgsen	Reorders the <i>generalized</i> Schur decomposition of a pair of matrices (A,B) so that a selected cluster of eigenvalues appears in the leading diagonal blocks of (A,B).
?tgsyl	Solves the generalized Sylvester equation.
?tgsna	Estimates reciprocal condition numbers for specified eigenvalues and/or eigenvectors of a pair of matrices in generalized real Schur canonical form.

?gghrd

Reduces a pair of matrices to generalized upper Hessenberg form using orthogonal/unitary transformations.

Syntax

FORTRAN 77:

```
call sgghrd(compq, compz, n, ilo, ihi, a, lda, b, ldb, q, ldq, z, ldz, info)
call dgghrd(compq, compz, n, ilo, ihi, a, lda, b, ldb, q, ldq, z, ldz, info)
call cgghrd(compq, compz, n, ilo, ihi, a, lda, b, ldb, q, ldq, z, ldz, info)
call zgghrd(compq, compz, n, ilo, ihi, a, lda, b, ldb, q, ldq, z, ldz, info)
```

Fortran 95:

```
call gghrd(a, b [,ilo] [,ihi] [,q] [,z] [,compq] [,compz] [,info])
```

Description

This routine is declared in `mkl_lapack.fi` for FORTRAN 77 interface, in `lapack.f90` for Fortran 95 interface, and in `mkl_lapack.h` for C interface.

The routine reduces a pair of real/complex matrices (A, B) to generalized upper Hessenberg form using orthogonal/unitary transformations, where A is a general matrix and B is upper triangular. The form of the generalized eigenvalue problem is $A^*x = \lambda^*B^*x$, and B is typically made upper triangular by computing its QR factorization and moving the orthogonal matrix Q to the left side of the equation.

This routine simultaneously reduces A to a Hessenberg matrix H :

$$Q^H A Z = H$$

and transforms B to another upper triangular matrix T :

$$Q^H B Z = T$$

in order to reduce the problem to its standard form $H^*y = \lambda^*T^*y$, where $y = Z^H x$.

The orthogonal/unitary matrices Q and Z are determined as products of Givens rotations. They may either be formed explicitly, or they may be postmultiplied into input matrices Q_1 and Z_1 , so that

$$Q_1^* A^* Z_1^H = (Q_1^* Q)^* H^* (Z_1^* Z)^H$$

$$Q_1^* B^* Z_1^H = (Q_1^* Q)^* T^* (Z_1^* Z)^H$$

If Q_1 is the orthogonal/unitary matrix from the QR factorization of B in the original equation $A^*x = \lambda^* B^*x$, then the routine `?ggghrd` reduces the original problem to generalized Hessenberg form.

Input Parameters

compq CHARACTER*1. Must be 'N', 'I', or 'V'.
 If *compq* = 'N', matrix Q is not computed.
 If *compq* = 'I', Q is initialized to the unit matrix, and the orthogonal/unitary matrix Q is returned;
 If *compq* = 'V', Q must contain an orthogonal/unitary matrix Q_1 on entry, and the product Q_1^*Q is returned.

compz CHARACTER*1. Must be 'N', 'I', or 'V'.
 If *compz* = 'N', matrix Z is not computed.
 If *compz* = 'I', Z is initialized to the unit matrix, and the orthogonal/unitary matrix Z is returned;
 If *compz* = 'V', Z must contain an orthogonal/unitary matrix Z_1 on entry, and the product Z_1^*Z is returned.

n INTEGER. The order of the matrices A and B ($n \geq 0$).

ilo, ihi INTEGER. *ilo* and *ihi* mark the rows and columns of A which are to be reduced. It is assumed that A is already upper triangular in rows and columns 1:*ilo*-1 and *ihi*+1:*n*. Values of *ilo* and *ihi* are normally set by a previous call to `?ggbal`; otherwise they should be set to 1 and *n* respectively.
 Constraint:
 If $n > 0$, then $1 \leq ilo \leq ihi \leq n$;
 if $n = 0$, then $ilo = 1$ and $ihi = 0$.

a, b, q, z REAL for `sgghrd`
 DOUBLE PRECISION for `dgghrd`
 COMPLEX for `cgghrd`
 DOUBLE COMPLEX for `zgghrd`.
 Arrays:

$a(lda,*)$ contains the n -by- n general matrix A . The second dimension of a must be at least $\max(1, n)$.
 $b(l db,*)$ contains the n -by- n upper triangular matrix B . The second dimension of b must be at least $\max(1, n)$.
 $q(ldq,*)$
 If $compq = 'N'$, then q is not referenced.
 If $compq = 'V'$, then q must contain the orthogonal/unitary matrix Q_1 , typically from the QR factorization of B . The second dimension of q must be at least $\max(1, n)$.
 $z(ldz,*)$
 If $compq = 'N'$, then z is not referenced.
 If $compq = 'V'$, then z must contain the orthogonal/unitary matrix Z_1 . The second dimension of z must be at least $\max(1, n)$.
 lda INTEGER. The first dimension of a ; at least $\max(1, n)$.
 ldb INTEGER. The first dimension of b ; at least $\max(1, n)$.
 ldq INTEGER. The first dimension of q ;
 If $compq = 'N'$, then $ldq \geq 1$.
 If $compq = 'I'$ or $'V'$, then $ldq \geq \max(1, n)$.
 ldz INTEGER. The first dimension of z ;
 If $compq = 'N'$, then $ldz \geq 1$.
 If $compq = 'I'$ or $'V'$, then $ldz \geq \max(1, n)$.

Output Parameters

a On exit, the upper triangle and the first subdiagonal of A are overwritten with the upper Hessenberg matrix H , and the rest is set to zero.
 b On exit, overwritten by the upper triangular matrix $T = Q^H * B * Z$. The elements below the diagonal are set to zero.
 q If $compq = 'I'$, then q contains the orthogonal/unitary matrix Q ;
 If $compq = 'V'$, then q is overwritten by the product $Q_1 * Q$.
 z If $compq = 'I'$, then z contains the orthogonal/unitary matrix Z ;
 If $compq = 'V'$, then z is overwritten by the product $Z_1 * Z$.

info INTEGER.
 If *info* = 0, the execution is successful.
 If *info* = -*i*, the *i*-th parameter had an illegal value.

Fortran 95 Interface Notes

Routines in Fortran 95 interface have fewer arguments in the calling sequence than their FORTRAN 77 counterparts. For general conventions applied to skip redundant or restorable arguments, see [Fortran 95 Interface Conventions](#).

Specific details for the routine `gghrd` interface are the following:

<i>a</i>	Holds the matrix <i>A</i> of size (n, n) .
<i>b</i>	Holds the matrix <i>B</i> of size (n, n) .
<i>q</i>	Holds the matrix <i>Q</i> of size (n, n) .
<i>z</i>	Holds the matrix <i>Z</i> of size (n, n) .
<i>ilo</i>	Default value for this argument is <i>ilo</i> = 1.
<i>ihi</i>	Default value for this argument is <i>ihi</i> = <i>n</i> .
<i>compq</i>	If omitted, this argument is restored based on the presence of argument <i>q</i> as follows: <i>compq</i> = 'I', if <i>q</i> is present, <i>compq</i> = 'N', if <i>q</i> is omitted. If present, <i>compq</i> must be equal to 'I' or 'V' and the argument <i>q</i> must also be present. Note that there will be an error condition if <i>compq</i> is present and <i>q</i> omitted.
<i>compz</i>	If omitted, this argument is restored based on the presence of argument <i>z</i> as follows: <i>compz</i> = 'I', if <i>z</i> is present, <i>compz</i> = 'N', if <i>z</i> is omitted. If present, <i>compz</i> must be equal to 'I' or 'V' and the argument <i>z</i> must also be present. Note that there will be an error condition if <i>compz</i> is present and <i>z</i> omitted.

?ggbal

Balances a pair of general real or complex matrices.

Syntax

FORTRAN 77:

```
call sggbal(job, n, a, lda, b, ldb, ilo, ihi, lscale, rscale, work, info)
call dggbal(job, n, a, lda, b, ldb, ilo, ihi, lscale, rscale, work, info)
```

```
call cggbal(job, n, a, lda, b, ldb, ilo, ihi, lscale, rscale, work, info)
call zggbal(job, n, a, lda, b, ldb, ilo, ihi, lscale, rscale, work, info)
```

Fortran 95:

```
call ggbal(a, b [,ilo] [,ihi] [,lscale] [,rscale] [,job] [,info])
```

Description

This routine is declared in `mkl_lapack.fi` for FORTRAN 77 interface, in `lapack.f90` for Fortran 95 interface, and in `mkl_lapack.h` for C interface.

The routine balances a pair of general real/complex matrices (A, B). This involves, first, permuting A and B by similarity transformations to isolate eigenvalues in the first 1 to $ilo-1$ and last $ihi+1$ to n elements on the diagonal; and second, applying a diagonal similarity transformation to rows and columns ilo to ihi to make the rows and columns as close in norm as possible. Both steps are optional. Balancing may reduce the 1-norm of the matrices, and improve the accuracy of the computed eigenvalues and/or eigenvectors in the generalized eigenvalue problem

$$A*x = \lambda*B*x.$$

Input Parameters

<i>job</i>	<p>CHARACTER*1. Specifies the operations to be performed on A and B. Must be 'N' or 'P' or 'S' or 'B'.</p> <p>If <i>job</i> = 'N', then no operations are done; simply set $ilo=1$, $ihi=n$, $lscale(i)=1.0$ and $rscale(i)=1.0$ for $i = 1, \dots, n$.</p> <p>If <i>job</i> = 'P', then permute only.</p> <p>If <i>job</i> = 'S', then scale only.</p> <p>If <i>job</i> = 'B', then both permute and scale.</p>
<i>n</i>	<p>INTEGER. The order of the matrices A and B ($n \geq 0$).</p>
<i>a, b</i>	<p>REAL for sggbal DOUBLE PRECISION for dggbal COMPLEX for cggbal DOUBLE COMPLEX for zggbal.</p> <p>Arrays: $a(lda,*)$ contains the matrix A. The second dimension of a must be at least $\max(1, n)$. $b(ldb,*)$ contains the matrix B. The second dimension of b must be at least $\max(1, n)$.</p>

lda INTEGER. The first dimension of *a*; at least $\max(1, n)$.
ldb INTEGER. The first dimension of *b*; at least $\max(1, n)$.
work REAL for single precision flavors
 DOUBLE PRECISION for double precision flavors.
 Workspace array, DIMENSION at least $\max(1, 6n)$ when
job = 'S' or 'B', or at least 1 when *job* = 'N' or 'P'.

Output Parameters

a, b Overwritten by the balanced matrices *A* and *B*, respectively.
 If *job* = 'N', *a* and *b* are not referenced.

ilo, ihi INTEGER. *ilo* and *ihi* are set to integers such that on exit
 $a(i, j) = 0$ and $b(i, j) = 0$ if $i > j$ and $j = 1, \dots, ilo-1$ or
 $i = ihi+1, \dots, n$.
 If *job* = 'N' or 'S', then *ilo* = 1 and *ihi* = *n*.

lscale, rscale REAL for single precision flavors
 DOUBLE PRECISION for double precision flavors.
 Arrays, DIMENSION at least $\max(1, n)$.
lscale contains details of the permutations and scaling
 factors applied to the left side of *A* and *B*.
 If P_j is the index of the row interchanged with row *j*, and
 D_j is the scaling factor applied to row *j*, then
 $lscale(j) = P_j$, for $j = 1, \dots, ilo-1$
 $= D_j$, for $j = ilo, \dots, ihi$
 $= P_j$, for $j = ihi+1, \dots, n$.
rscale contains details of the permutations and scaling
 factors applied to the right side of *A* and *B*.
 If P_j is the index of the column interchanged with column
j, and D_j is the scaling factor applied to column *j*, then
 $rscale(j) = P_j$, for $j = 1, \dots, ilo-1$
 $= D_j$, for $j = ilo, \dots, ihi$
 $= P_j$, for $j = ihi+1, \dots, n$.
 The order in which the interchanges are made is *n* to *ihi+1*,
 then 1 to *ilo-1*.

info INTEGER.
 If *info* = 0, the execution is successful.
 If *info* = -*i*, the *i*-th parameter had an illegal value.

Fortran 95 Interface Notes

Routines in Fortran 95 interface have fewer arguments in the calling sequence than their FORTRAN 77 counterparts. For general conventions applied to skip redundant or restorable arguments, see [Fortran 95 Interface Conventions](#).

Specific details for the routine `ggbal` interface are the following:

<i>a</i>	Holds the matrix <i>A</i> of size (n,n) .
<i>b</i>	Holds the matrix <i>B</i> of size (n,n) .
<i>lscale</i>	Holds the vector of length (n) .
<i>rscale</i>	Holds the vector of length (n) .
<i>ilo</i>	Default value for this argument is <i>ilo</i> = 1.
<i>ihi</i>	Default value for this argument is <i>ihi</i> = <i>n</i> .
<i>job</i>	Must be 'B', 'S', 'P', or 'N'. The default value is 'B'.

?ggbak

Forms the right or left eigenvectors of a generalized eigenvalue problem.

Syntax

FORTRAN 77:

```
call sggbak(job, side, n, ilo, ihi, lscale, rscale, m, v, ldv, info)
call dggbak(job, side, n, ilo, ihi, lscale, rscale, m, v, ldv, info)
call cggbak(job, side, n, ilo, ihi, lscale, rscale, m, v, ldv, info)
call zggbak(job, side, n, ilo, ihi, lscale, rscale, m, v, ldv, info)
```

Fortran 95:

```
call ggbak(v [, ilo] [, ihi] [, lscale] [, rscale] [, job] [, info])
```

Description

This routine is declared in `mkl_lapack.fi` for FORTRAN 77 interface, in `lapack.f90` for Fortran 95 interface, and in `mkl_lapack.h` for C interface.

The routine forms the right or left eigenvectors of a real/complex generalized eigenvalue problem

$$A^*x = \lambda^*B^*x$$

by backward transformation on the computed eigenvectors of the balanced pair of matrices output by `?ggbal`.

Input Parameters

<i>job</i>	<p>CHARACTER*1. Specifies the type of backward transformation required. Must be 'N', 'P', 'S', or 'B'.</p> <p>If <i>job</i> = 'N', then no operations are done; return.</p> <p>If <i>job</i> = 'P', then do backward transformation for permutation only.</p> <p>If <i>job</i> = 'S', then do backward transformation for scaling only.</p> <p>If <i>job</i> = 'B', then do backward transformation for both permutation and scaling. This argument must be the same as the argument <i>job</i> supplied to <code>?ggbal</code>.</p>
<i>side</i>	<p>CHARACTER*1. Must be 'L' or 'R'.</p> <p>If <i>side</i> = 'L', then <i>v</i> contains left eigenvectors.</p> <p>If <i>side</i> = 'R', then <i>v</i> contains right eigenvectors.</p>
<i>n</i>	<p>INTEGER. The number of rows of the matrix <i>V</i> ($n \geq 0$).</p>
<i>ilo, ihi</i>	<p>INTEGER. The integers <i>ilo</i> and <i>ihi</i> determined by <code>?gebal</code>.</p> <p>Constraint:</p> <p>If $n > 0$, then $1 \leq ilo \leq ihi \leq n$;</p> <p>if $n = 0$, then $ilo = 1$ and $ihi = 0$.</p>
<i>lscale, rscale</i>	<p>REAL for single precision flavors</p> <p>DOUBLE PRECISION for double precision flavors.</p> <p>Arrays, DIMENSION at least $\max(1, n)$.</p> <p>The array <i>lscale</i> contains details of the permutations and/or scaling factors applied to the left side of <i>A</i> and <i>B</i>, as returned by <code>?ggbal</code>.</p> <p>The array <i>rscale</i> contains details of the permutations and/or scaling factors applied to the right side of <i>A</i> and <i>B</i>, as returned by <code>?ggbal</code>.</p>
<i>m</i>	<p>INTEGER. The number of columns of the matrix <i>V</i> ($m \geq 0$).</p>
<i>v</i>	<p>REAL for <code>sggbak</code></p>

DOUBLE PRECISION for dggbak
 COMPLEX for cggbak
 DOUBLE COMPLEX for zggbak.
 Array $v(ldv,*)$. Contains the matrix of right or left
 eigenvectors to be transformed, as returned by ?tgevc.
 The second dimension of v must be at least $\max(1, m)$.
 ldv INTEGER. The first dimension of v ; at least $\max(1, n)$.

Output Parameters

v Overwritten by the transformed eigenvectors
 $info$ INTEGER.
 If $info = 0$, the execution is successful.
 If $info = -i$, the i th parameter had an illegal value.

Fortran 95 Interface Notes

Routines in Fortran 95 interface have fewer arguments in the calling sequence than their FORTRAN 77 counterparts. For general conventions applied to skip redundant or restorable arguments, see [Fortran 95 Interface Conventions](#).

Specific details for the routine ggbak interface are the following:

v	Holds the matrix v of size (n, m) .
$lscale$	Holds the vector of length n .
$rscale$	Holds the vector of length n .
ilo	Default value for this argument is $ilo = 1$.
ihi	Default value for this argument is $ihi = n$.
job	Must be 'B', 'S', 'P', or 'N'. The default value is 'B'.
$side$	If omitted, this argument is restored based on the presence of arguments $lscale$ and $rscale$ as follows: $side = 'L'$, if $lscale$ is present and $rscale$ omitted, $side = 'R'$, if $lscale$ is omitted and $rscale$ present. Note that there will be an error condition if both $lscale$ and $rscale$ are present or if they both are omitted.

?hgeqz

Implements the QZ method for finding the generalized eigenvalues of the matrix pair (H,T) .

Syntax

FORTRAN 77:

```
call shgeqz(job, compq, compz, n, ilo, ihi, h, ldh, t, ldt, alphas, alphas,
beta, q, ldq, z, ldz, work, lwork, info)

call dhgeqz(job, compq, compz, n, ilo, ihi, h, ldh, t, ldt, alphas, alphas,
beta, q, ldq, z, ldz, work, lwork, info)

call chgeqz(job, compq, compz, n, ilo, ihi, h, ldh, t, ldt, alpha, beta, q,
ldq, z, ldz, work, lwork, rwork, info)

call zhgeqz(job, compq, compz, n, ilo, ihi, h, ldh, t, ldt, alpha, beta, q,
ldq, z, ldz, work, lwork, rwork, info)
```

Fortran 95:

```
call hgeqz(h, t [,ilo] [,ihi] [,alphas] [,alphas] [,beta] [,q] [,z] [,job]
[,compq] [,compz] [,info])

call hgeqz(h, t [,ilo] [,ihi] [,alpha] [,beta] [,q] [,z] [,job] [,compq] [,
compz] [,info])
```

Description

This routine is declared in `mkl_lapack.fi` for FORTRAN 77 interface, in `lapack.f90` for Fortran 95 interface, and in `mkl_lapack.h` for C interface.

The routine computes the eigenvalues of a real/complex matrix pair (H,T) , where H is an upper Hessenberg matrix and T is upper triangular, using the double-shift version (for real flavors) or single-shift version (for complex flavors) of the QZ method. Matrix pairs of this type are produced by the reduction to generalized upper Hessenberg form of a real/complex matrix pair (A,B) :

$$A = Q_1^* H^* Z_1^H, \quad B = Q_1^* T^* Z_1^H,$$

as computed by ?gghrd.

For real flavors:

If $job = 'S'$, then the Hessenberg-triangular pair (H, T) is also reduced to generalized Schur form,

$$H = Q^* S^* Z^T, T = Q^* P^* Z^T,$$

where Q and Z are orthogonal matrices, P is an upper triangular matrix, and S is a quasi-triangular matrix with 1-by-1 and 2-by-2 diagonal blocks. The 1-by-1 blocks correspond to real eigenvalues of the matrix pair (H, T) and the 2-by-2 blocks correspond to complex conjugate pairs of eigenvalues.

Additionally, the 2-by-2 upper triangular diagonal blocks of P corresponding to 2-by-2 blocks of S are reduced to positive diagonal form, that is, if $s(j+1, j)$ is non-zero, then $P(j+1, j) = P(j, j+1) = 0$, $P(j, j) > 0$, and $P(j+1, j+1) > 0$.

For complex flavors:

If $job = 'S'$, then the Hessenberg-triangular pair (H, T) is also reduced to generalized Schur form,

$$H = Q^* S^* Z^H, T = Q^* P^* Z^H,$$

where Q and Z are unitary matrices, and S and P are upper triangular.

For all function flavors:

Optionally, the orthogonal/unitary matrix Q from the generalized Schur factorization may be postmultiplied into an input matrix Q_1 , and the orthogonal/unitary matrix Z may be postmultiplied into an input matrix Z_1 .

If Q_1 and Z_1 are the orthogonal/unitary matrices from `?gghrd` that reduced the matrix pair (A, B) to generalized upper Hessenberg form, then the output matrices $Q_1 Q$ and $Z_1 Z$ are the orthogonal/unitary factors from the generalized Schur factorization of (A, B) :

$$A = (Q_1 Q)^* S^* (Z_1 Z)^H, B = (Q_1 Q)^* P^* (Z_1 Z)^H.$$

To avoid overflow, eigenvalues of the matrix pair (H, T) (equivalently, of (A, B)) are computed as a pair of values $(alpha, beta)$. For `chgeqz/zhgeqz`, $alpha$ and $beta$ are complex, and for `shgeqz/dhgeqz`, $alpha$ is complex and $beta$ real. If $beta$ is nonzero, $\lambda = alpha/beta$ is an eigenvalue of the generalized nonsymmetric eigenvalue problem (GNEP)

$$A^* x = \lambda^* B^* x$$

and if $alpha$ is nonzero, $\mu = beta/alpha$ is an eigenvalue of the alternate form of the GNEP

$$\mu^* A^* y = B^* y.$$

Real eigenvalues (for real flavors) or the values of *alpha* and *beta* for the *i*-th eigenvalue (for complex flavors) can be read directly from the generalized Schur form:

$\alpha = S(i,i), \beta = P(i,i).$

Input Parameters

job CHARACTER*1. Specifies the operations to be performed.
Must be 'E' or 'S'.
If *job* = 'E', then compute eigenvalues only;
If *job* = 'S', then compute eigenvalues and the Schur form.

compq CHARACTER*1. Must be 'N', 'I', or 'V'.
If *compq* = 'N', left Schur vectors (*q*) are not computed;
If *compq* = 'I', *q* is initialized to the unit matrix and the matrix of left Schur vectors of (*H*, *T*) is returned;
If *compq* = 'V', *q* must contain an orthogonal/unitary matrix Q_1 on entry and the product $Q_1 * Q$ is returned.

compz CHARACTER*1. Must be 'N', 'I', or 'V'.
If *compz* = 'N', right Schur vectors (*z*) are not computed;
If *compz* = 'I', *z* is initialized to the unit matrix and the matrix of right Schur vectors of (*H*, *T*) is returned;
If *compz* = 'V', *z* must contain an orthogonal/unitary matrix Z_1 on entry and the product $Z_1 * Z$ is returned.

n INTEGER. The order of the matrices *H*, *T*, *Q*, and *Z* ($n \geq 0$).

ilo, ihi INTEGER. *ilo* and *ihi* mark the rows and columns of *H* which are in Hessenberg form. It is assumed that *H* is already upper triangular in rows and columns 1:*ilo*-1 and *ihi*+1:*n*.
Constraint:
If $n > 0$, then $1 \leq ilo \leq ihi \leq n$;
if $n = 0$, then *ilo* = 1 and *ihi* = 0.

h, t, q, z, work REAL for shgeqz
DOUBLE PRECISION for dhgeqz
COMPLEX for chgeqz
DOUBLE COMPLEX for zhgeqz.
Arrays:

On entry, $h(ldh,*)$ contains the n -by- n upper Hessenberg matrix H .
The second dimension of h must be at least $\max(1, n)$.
On entry, $t(l dt,*)$ contains the n -by- n upper triangular matrix T .
The second dimension of t must be at least $\max(1, n)$.
 $q(ldq,*)$:
On entry, if $compq = 'V'$, this array contains the orthogonal/unitary matrix Q_1 used in the reduction of (A,B) to generalized Hessenberg form.
If $compq = 'N'$, then q is not referenced.
The second dimension of q must be at least $\max(1, n)$.
 $z(ldz,*)$:
On entry, if $compz = 'V'$, this array contains the orthogonal/unitary matrix Z_1 used in the reduction of (A,B) to generalized Hessenberg form.
If $compz = 'N'$, then z is not referenced.
The second dimension of z must be at least $\max(1, n)$.
 $work$ is a workspace array, its dimension $\max(1, lwork)$.

 ldh INTEGER. The first dimension of h ; at least $\max(1, n)$.
 ldt INTEGER. The first dimension of t ; at least $\max(1, n)$.
 ldq INTEGER. The first dimension of q ;
If $compq = 'N'$, then $ldq \geq 1$.
If $compq = 'I'$ or $'V'$, then $ldq \geq \max(1, n)$.

 ldz INTEGER. The first dimension of z ;
If $compz = 'N'$, then $ldz \geq 1$.
If $compz = 'I'$ or $'V'$, then $ldz \geq \max(1, n)$.

 $lwork$ INTEGER. The dimension of the array $work$.
 $lwork \geq \max(1, n)$.
If $lwork = -1$, then a workspace query is assumed; the routine only calculates the optimal size of the $work$ array, returns this value as the first entry of the $work$ array, and no error message related to $lwork$ is issued by [xerbla](#). See *Application Notes* for details.

 $rwork$ REAL for `chgeqz`

DOUBLE PRECISION for zhgeqz.

Workspace array, DIMENSION at least $\max(1, n)$. Used in complex flavors only.

Output Parameters

h

For real flavors:

If *job* = 'S', then, on exit, *h* contains the upper quasi-triangular matrix *s* from the generalized Schur factorization; 2-by-2 diagonal blocks (corresponding to complex conjugate pairs of eigenvalues) are returned in standard form, with $h(i, i) = h(i+1, i+1)$ and $h(i+1, i) * h(i, i+1) < 0$.

If *job* = 'E', then on exit the diagonal blocks of *h* match those of *s*, but the rest of *h* is unspecified.

For complex flavors:

If *job* = 'S', then, on exit, *h* contains the upper triangular matrix *s* from the generalized Schur factorization.

If *job* = 'E', then on exit the diagonal of *h* matches that of *s*, but the rest of *h* is unspecified.

t

If *job* = 'S', then, on exit, *t* contains the upper triangular matrix *p* from the generalized Schur factorization.

For real flavors:

2-by-2 diagonal blocks of *p* corresponding to 2-by-2 blocks of *s* are reduced to positive diagonal form, that is, if $h(j+1, j)$ is non-zero, then $t(j+1, j) = t(j, j+1) = 0$ and $t(j, j)$ and $t(j+1, j+1)$ will be positive.

If *job* = 'E', then on exit the diagonal blocks of *t* match those of *p*, but the rest of *t* is unspecified.

For complex flavors:

if *job* = 'E', then on exit the diagonal of *t* matches that of *p*, but the rest of *t* is unspecified.

alphan, alphai

REAL for shgeqz;

DOUBLE PRECISION for dhgeqz.

Arrays, DIMENSION at least $\max(1, n)$. The real and imaginary parts, respectively, of each scalar *alpha* defining an eigenvalue of GNEP.

	<p>If $\alpha_{j+1}(j)$ is zero, then the j-th eigenvalue is real; if positive, then the j-th and $(j+1)$-th eigenvalues are a complex conjugate pair, with $\alpha_{j+1}(j+1) = -\alpha_{j+1}(j)$.</p>
α	<p>COMPLEX for <code>chgeqz</code>; DOUBLE COMPLEX for <code>zhgeqz</code>. Array, DIMENSION at least $\max(1, n)$. The complex scalars α that define the eigenvalues of GNEP. $\alpha_{j+1}(i) = S(i, i)$ in the generalized Schur factorization.</p>
β	<p>REAL for <code>shgeqz</code> DOUBLE PRECISION for <code>dhgeqz</code> COMPLEX for <code>chgeqz</code> DOUBLE COMPLEX for <code>zhgeqz</code>. Array, DIMENSION at least $\max(1, n)$. <i>For real flavors:</i> The scalars β that define the eigenvalues of GNEP. Together, the quantities $\alpha = (\alpha_{j+1}(j), \alpha_{j+1}(j))$ and $\beta = \beta(j)$ represent the j-th eigenvalue of the matrix pair (A, B), in one of the forms $\lambda = \alpha/\beta$ or $\mu = \beta/\alpha$. Since either λ or μ may overflow, they should not, in general, be computed. <i>For complex flavors:</i> The real non-negative scalars β that define the eigenvalues of GNEP. $\beta(i) = P(i, i)$ in the generalized Schur factorization. Together, the quantities $\alpha = \alpha(j)$ and $\beta = \beta(j)$ represent the j-th eigenvalue of the matrix pair (A, B), in one of the forms $\lambda = \alpha/\beta$ or $\mu = \beta/\alpha$. Since either λ or μ may overflow, they should not, in general, be computed.</p>
q	<p>On exit, if <code>compq</code> = 'I', q is overwritten by the orthogonal/unitary matrix of left Schur vectors of the pair (H, T), and if <code>compq</code> = 'V', q is overwritten by the orthogonal/unitary matrix of left Schur vectors of (A, B).</p>

<i>z</i>	On exit, if <i>compz</i> = 'I', <i>z</i> is overwritten by the orthogonal/unitary matrix of right Schur vectors of the pair (<i>H</i> , <i>T</i>), and if <i>compz</i> = 'V', <i>z</i> is overwritten by the orthogonal/unitary matrix of right Schur vectors of (<i>A</i> , <i>B</i>).
<i>work</i> (1)	If <i>info</i> ≥ 0, on exit, <i>work</i> (1) contains the minimum value of <i>lwork</i> required for optimum performance. Use this <i>lwork</i> for subsequent runs.
<i>info</i>	INTEGER. If <i>info</i> = 0, the execution is successful. If <i>info</i> = - <i>i</i> , the <i>i</i> -th parameter had an illegal value. If <i>info</i> = 1, ..., <i>n</i> , the <i>QZ</i> iteration did not converge. (<i>H</i> , <i>T</i>) is not in Schur form, but <i>alphar</i> (<i>i</i>), <i>alphai</i> (<i>i</i>) (for real flavors), <i>alpha</i> (<i>i</i>) (for complex flavors), and <i>beta</i> (<i>i</i>), <i>i</i> = <i>info</i> +1, ..., <i>n</i> should be correct. If <i>info</i> = <i>n</i> +1, ..., 2 <i>n</i> , the shift calculation failed. (<i>H</i> , <i>T</i>) is not in Schur form, but <i>alphar</i> (<i>i</i>), <i>alphai</i> (<i>i</i>) (for real flavors), <i>alpha</i> (<i>i</i>) (for complex flavors), and <i>beta</i> (<i>i</i>), <i>i</i> = <i>info</i> - <i>n</i> +1, ..., <i>n</i> should be correct.

Fortran 95 Interface Notes

Routines in Fortran 95 interface have fewer arguments in the calling sequence than their FORTRAN 77 counterparts. For general conventions applied to skip redundant or restorable arguments, see [Fortran 95 Interface Conventions](#).

Specific details for the routine *hgeqz* interface are the following:

<i>h</i>	Holds the matrix <i>H</i> of size (<i>n</i> , <i>n</i>).
<i>t</i>	Holds the matrix <i>T</i> of size (<i>n</i> , <i>n</i>).
<i>alphar</i>	Holds the vector of length <i>n</i> . Used in real flavors only.
<i>alphai</i>	Holds the vector of length <i>n</i> . Used in real flavors only.
<i>alpha</i>	Holds the vector of length <i>n</i> . Used in complex flavors only.
<i>beta</i>	Holds the vector of length <i>n</i> .
<i>q</i>	Holds the matrix <i>Q</i> of size (<i>n</i> , <i>n</i>).
<i>z</i>	Holds the matrix <i>Z</i> of size (<i>n</i> , <i>n</i>).
<i>ilo</i>	Default value for this argument is <i>ilo</i> = 1.
<i>ihi</i>	Default value for this argument is <i>ihi</i> = <i>n</i> .

<i>job</i>	Must be 'E' or 'S'. The default value is 'E'.
<i>compq</i>	<p>If omitted, this argument is restored based on the presence of argument <i>q</i> as follows:</p> <p><i>compq</i> = 'I', if <i>q</i> is present,</p> <p><i>compq</i> = 'N', if <i>q</i> is omitted.</p> <p>If present, <i>compq</i> must be equal to 'I' or 'V' and the argument <i>q</i> must also be present.</p> <p>Note that there will be an error condition if <i>compq</i> is present and <i>q</i> omitted.</p>
<i>compz</i>	<p>If omitted, this argument is restored based on the presence of argument <i>z</i> as follows:</p> <p><i>compz</i> = 'I', if <i>z</i> is present,</p> <p><i>compz</i> = 'N', if <i>z</i> is omitted.</p> <p>If present, <i>compz</i> must be equal to 'I' or 'V' and the argument <i>z</i> must also be present.</p> <p>Note an error condition if <i>compz</i> is present and <i>z</i> is omitted.</p>

Application Notes

If you are in doubt how much workspace to supply, use a generous value of *lwork* for the first run or set *lwork* = -1.

If you choose the first option and set any of admissible *lwork* sizes, which is no less than the minimal value described, the routine completes the task, though probably not so fast as with a recommended workspace, and provides the recommended workspace in the first element of the corresponding array *work* on exit. Use this value (*work*(1)) for subsequent runs.

If you set *lwork* = -1, the routine returns immediately and provides the recommended workspace in the first element of the corresponding array (*work*). This operation is called a workspace query.

Note that if you set *lwork* to less than the minimal required value and not -1, the routine returns immediately with an error exit and does not provide any information on the recommended workspace.

?tgevc

Computes some or all of the right and/or left generalized eigenvectors of a pair of upper triangular matrices.

Syntax

FORTRAN 77:

```
call stgevc(side, howmny, select, n, s, lds, p, ldp, vl, ldvl, vr, ldvr, mm,
m, work, info)

call dtgevc(side, howmny, select, n, s, lds, p, ldp, vl, ldvl, vr, ldvr, mm,
m, work, info)

call ctgevc(side, howmny, select, n, s, lds, p, ldp, vl, ldvl, vr, ldvr, mm,
m, work, rwork, info)

call ztgevc(side, howmny, select, n, s, lds, p, ldp, vl, ldvl, vr, ldvr, mm,
m, work, rwork, info)
```

Fortran 95:

```
call tgevc(s, p [,howmny] [,select] [,vl] [,vr] [,m] [,info])
```

Description

This routine is declared in `mkl_lapack.fi` for FORTRAN 77 interface, in `lapack.f90` for Fortran 95 interface, and in `mkl_lapack.h` for C interface.

The routine computes some or all of the right and/or left eigenvectors of a pair of real/complex matrices (S, P) , where S is quasi-triangular (for real flavors) or upper triangular (for complex flavors) and P is upper triangular.

Matrix pairs of this type are produced by the generalized Schur factorization of a real/complex matrix pair (A, B) :

$$A = Q^* S^* Z^H, \quad B = Q^* P^* Z^H$$

as computed by ?gghrd plus ?hgeqz.

The right eigenvector x and the left eigenvector y of (S, P) corresponding to an eigenvalue w are defined by:

$$S^* x = w^* P^* x, \quad y^H S = w^* y^H P$$

The eigenvalues are not input to this routine, but are computed directly from the diagonal blocks or diagonal elements of S and P .

This routine returns the matrices X and/or Y of right and left eigenvectors of (S, P) , or the products Z^*X and/or Q^*Y , where Z and Q are input matrices.

If Q and Z are the orthogonal/unitary factors from the generalized Schur factorization of a matrix pair (A, B) , then Z^*X and Q^*Y are the matrices of right and left eigenvectors of (A, B) .

Input Parameters

<i>side</i>	<p>CHARACTER*1. Must be 'R', 'L', or 'B'.</p> <p>If <i>side</i> = 'R', compute right eigenvectors only.</p> <p>If <i>side</i> = 'L', compute left eigenvectors only.</p> <p>If <i>side</i> = 'B', compute both right and left eigenvectors.</p>
<i>howmny</i>	<p>CHARACTER*1. Must be 'A', 'B', or 'S'.</p> <p>If <i>howmny</i> = 'A', compute all right and/or left eigenvectors.</p> <p>If <i>howmny</i> = 'B', compute all right and/or left eigenvectors, backtransformed by the matrices in <i>vr</i> and/or <i>vl</i>.</p> <p>If <i>howmny</i> = 'S', compute selected right and/or left eigenvectors, specified by the logical array <i>select</i>.</p>
<i>select</i>	<p>LOGICAL.</p> <p>Array, DIMENSION at least max (1, <i>n</i>).</p> <p>If <i>howmny</i> = 'S', <i>select</i> specifies the eigenvectors to be computed.</p> <p>If <i>howmny</i> = 'A' or 'B', <i>select</i> is not referenced.</p> <p>For real flavors:</p> <p>If <i>omega</i>(<i>j</i>) is a real eigenvalue, the corresponding real eigenvector is computed if <i>select</i>(<i>j</i>) is .TRUE..</p> <p>If <i>omega</i>(<i>j</i>) and <i>omega</i>(<i>j</i>+1) are the real and imaginary parts of a complex eigenvalue, the corresponding complex eigenvector is computed if either <i>select</i>(<i>j</i>) or <i>select</i>(<i>j</i>+1) is .TRUE., and on exit <i>select</i>(<i>j</i>) is set to .TRUE. and <i>select</i>(<i>j</i>+1) is set to .FALSE..</p> <p>For complex flavors:</p> <p>The eigenvector corresponding to the <i>j</i>-th eigenvalue is computed if <i>select</i>(<i>j</i>) is .TRUE..</p>

n INTEGER. The order of the matrices *S* and *P* ($n \geq 0$).

s, *p*, *vl*, *vr*, *work* REAL for `stgevc`
DOUBLE PRECISION for `dtgevc`
COMPLEX for `ctgevc`
DOUBLE COMPLEX for `ztgevc`.

Arrays:
s(*lds*,*) contains the matrix *S* from a generalized Schur factorization as computed by `?hgeqz`. This matrix is upper quasi-triangular for real flavors, and upper triangular for complex flavors.
The second dimension of *s* must be at least $\max(1, n)$.
p(*ldp*,*) contains the upper triangular matrix *P* from a generalized Schur factorization as computed by `?hgeqz`.
For real flavors, 2-by-2 diagonal blocks of *P* corresponding to 2-by-2 blocks of *S* must be in positive diagonal form.
For complex flavors, *P* must have real diagonal elements.
The second dimension of *p* must be at least $\max(1, n)$.
If *side* = 'L' or 'B' and *howmny* = 'B', *vl*(*ldvl*,*) must contain an *n*-by-*n* matrix *Q* (usually the orthogonal/unitary matrix *Q* of left Schur vectors returned by `?hgeqz`). The second dimension of *vl* must be at least $\max(1, nm)$.
If *side* = 'R', *vl* is not referenced.
If *side* = 'R' or 'B' and *howmny* = 'B', *vr*(*ldvr*,*) must contain an *n*-by-*n* matrix *Z* (usually the orthogonal/unitary matrix *Z* of right Schur vectors returned by `?hgeqz`). The second dimension of *vr* must be at least $\max(1, nm)$.
If *side* = 'L', *vr* is not referenced.
work(*) is a workspace array.
DIMENSION at least $\max(1, 6*n)$ for real flavors and at least $\max(1, 2*n)$ for complex flavors.

lds INTEGER. The first dimension of *s*; at least $\max(1, n)$.

ldp INTEGER. The first dimension of *p*; at least $\max(1, n)$.

ldvl INTEGER. The first dimension of *vl*;
If *side* = 'L' or 'B', then $ldvl \geq n$.
If *side* = 'R', then $ldvl \geq 1$.

ldvr INTEGER. The first dimension of *vr*;

	If <i>side</i> = 'R' or 'B', then <i>ldvr</i> $\geq n$.
	If <i>side</i> = 'L', then <i>ldvr</i> ≥ 1 .
<i>mm</i>	INTEGER. The number of columns in the arrays <i>vl</i> and/or <i>vr</i> (<i>mm</i> $\geq m$).
<i>rwork</i>	REAL for ctgevc DOUBLE PRECISION for ztgevc. Workspace array, DIMENSION at least max (1, 2*n). Used in complex flavors only.

Output Parameters

<i>vl</i>	<p>On exit, if <i>side</i> = 'L' or 'B', <i>vl</i> contains:</p> <p>if <i>howmny</i> = 'A', the matrix <i>Y</i> of left eigenvectors of (<i>S</i>,<i>P</i>);</p> <p>if <i>howmny</i> = 'B', the matrix <i>Q</i>*<i>Y</i>;</p> <p>if <i>howmny</i> = 'S', the left eigenvectors of (<i>S</i>,<i>P</i>) specified by <i>select</i>, stored consecutively in the columns of <i>vl</i>, in the same order as their eigenvalues.</p> <p><i>For real flavors:</i></p> <p>A complex eigenvector corresponding to a complex eigenvalue is stored in two consecutive columns, the first holding the real part, and the second the imaginary part.</p>
<i>vr</i>	<p>On exit, if <i>side</i> = 'R' or 'B', <i>vr</i> contains:</p> <p>if <i>howmny</i> = 'A', the matrix <i>X</i> of right eigenvectors of (<i>S</i>,<i>P</i>);</p> <p>if <i>howmny</i> = 'B', the matrix <i>Z</i>*<i>X</i>;</p> <p>if <i>howmny</i> = 'S', the right eigenvectors of (<i>S</i>,<i>P</i>) specified by <i>select</i>, stored consecutively in the columns of <i>vr</i>, in the same order as their eigenvalues.</p> <p><i>For real flavors:</i></p> <p>A complex eigenvector corresponding to a complex eigenvalue is stored in two consecutive columns, the first holding the real part, and the second the imaginary part.</p>
<i>m</i>	<p>INTEGER. The number of columns in the arrays <i>vl</i> and/or <i>vr</i> actually used to store the eigenvectors.</p> <p>If <i>howmny</i> = 'A' or 'B', <i>m</i> is set to <i>n</i>.</p> <p><i>For real flavors:</i></p> <p>Each selected real eigenvector occupies one column and each selected complex eigenvector occupies two columns.</p> <p><i>For complex flavors:</i></p>

Each selected eigenvector occupies one column.

info INTEGER.
 If *info* = 0, the execution is successful.
 If *info* = -*i*, the *i*-th parameter had an illegal value.
 For real flavors:
 if *info* = *i*>0, the 2-by-2 block (*i*:*i*+1) does not have a complex eigenvalue.

Fortran 95 Interface Notes

Routines in Fortran 95 interface have fewer arguments in the calling sequence than their FORTRAN 77 counterparts. For general conventions applied to skip redundant or restorable arguments, see [Fortran 95 Interface Conventions](#).

Specific details for the routine `tgevc` interface are the following:

<i>s</i>	Holds the matrix <i>S</i> of size (<i>n</i> , <i>n</i>).
<i>p</i>	Holds the matrix <i>P</i> of size (<i>n</i> , <i>n</i>).
<i>select</i>	Holds the vector of length <i>n</i> .
<i>vl</i>	Holds the matrix <i>VL</i> of size (<i>n</i> , <i>mm</i>).
<i>vr</i>	Holds the matrix <i>VR</i> of size (<i>n</i> , <i>mm</i>).
<i>side</i>	Restored based on the presence of arguments <i>vl</i> and <i>vr</i> as follows: <i>side</i> = 'B', if both <i>vl</i> and <i>vr</i> are present, <i>side</i> = 'L', if <i>vl</i> is present and <i>vr</i> omitted, <i>side</i> = 'R', if <i>vl</i> is omitted and <i>vr</i> present, Note that there will be an error condition if both <i>vl</i> and <i>vr</i> are omitted.
<i>howmny</i>	If omitted, this argument is restored based on the presence of argument <i>select</i> as follows: <i>howmny</i> = 'S', if <i>select</i> is present, <i>howmny</i> = 'A', if <i>select</i> is omitted. If present, <i>howmny</i> must be equal to 'A' or 'B' and the argument <i>select</i> must be omitted. Note that there will be an error condition if both <i>howmny</i> and <i>select</i> are present.

?tgexc

Reorders the generalized Schur decomposition of a pair of matrices (A,B) so that one diagonal block of (A,B) moves to another row index.

Syntax

FORTRAN 77:

```
call stgexc(wantq, wantz, n, a, lda, b, ldb, q, ldq, z, ldz, ifst, ilst, work,
            lwork, info)

call dtgexc(wantq, wantz, n, a, lda, b, ldb, q, ldq, z, ldz, ifst, ilst, work,
            lwork, info)

call ctgexc(wantq, wantz, n, a, lda, b, ldb, q, ldq, z, ldz, ifst, ilst, info)

call ztgexc(wantq, wantz, n, a, lda, b, ldb, q, ldq, z, ldz, ifst, ilst, info)
```

Fortran 95:

```
call tgexc(a, b [,ifst] [,ilst] [,z] [,q] [,info])
```

Description

This routine is declared in `mkl_lapack.fi` for FORTRAN 77 interface, in `lapack.f90` for Fortran 95 interface, and in `mkl_lapack.h` for C interface.

The routine reorders the generalized real-Schur/Schur decomposition of a real/complex matrix pair (A,B) using an orthogonal/unitary equivalence transformation

$$(A, B) = Q^* (A, B) * Z^H,$$

so that the diagonal block of (A, B) with row index *ifst* is moved to row *ilst*. Matrix pair (A, B) must be in a generalized real-Schur/Schur canonical form (as returned by [?gges](#)), that is, A is block upper triangular with 1-by-1 and 2-by-2 diagonal blocks and B is upper triangular. Optionally, the matrices Q and Z of generalized Schur vectors are updated.

$$Q(in) * A(in) * Z(in)^T = Q(out) * A(out) * Z(out)^T$$

$$Q(in) * B(in) * Z(in)^T = Q(out) * B(out) * Z(out)^T.$$

Input Parameters

wantq, wantz LOGICAL.

If *wantq* = .TRUE., update the left transformation matrix *Q*;
 If *wantq* = .FALSE., do not update *Q*;
 If *wantz* = .TRUE., update the right transformation matrix *Z*;
 If *wantz* = .FALSE., do not update *Z*.

n INTEGER. The order of the matrices *A* and *B* ($n \geq 0$).

a, b, q, REAL for stgexc
 DOUBLE PRECISION for dtgexc
 COMPLEX for ctgexc
 DOUBLE COMPLEX for ztgexc.

Arrays:
a(lda,)* contains the matrix *A*.
 The second dimension of *a* must be at least $\max(1, n)$.
b(ldb,)* contains the matrix *B*. The second dimension of *b* must be at least $\max(1, n)$.
q(ldq,)*
 If *wantq* = .FALSE., then *q* is not referenced.
 If *wantq* = .TRUE., then *q* must contain the orthogonal/unitary matrix *Q*.
 The second dimension of *q* must be at least $\max(1, n)$.
z(ldz,)*
 If *wantz* = .FALSE., then *z* is not referenced.
 If *wantz* = .TRUE., then *z* must contain the orthogonal/unitary matrix *Z*.
 The second dimension of *z* must be at least $\max(1, n)$.

lda INTEGER. The first dimension of *a*; at least $\max(1, n)$.

ldb INTEGER. The first dimension of *b*; at least $\max(1, n)$.

ldq INTEGER. The first dimension of *q*;
 If *wantq* = .FALSE., then $ldq \geq 1$.
 If *wantq* = .TRUE., then $ldq \geq \max(1, n)$.

ldz INTEGER. The first dimension of *z*;
 If *wantz* = .FALSE., then $ldz \geq 1$.
 If *wantz* = .TRUE., then $ldz \geq \max(1, n)$.

<i>ifst, ilst</i>	<p>INTEGER. Specify the reordering of the diagonal blocks of (A, B). The block with row index <i>ifst</i> is moved to row <i>ilst</i>, by a sequence of swapping between adjacent blocks.</p> <p>Constraint: $1 \leq ifst, ilst \leq n$.</p>
<i>work</i>	<p>REAL for <code>stgexc</code>; DOUBLE PRECISION for <code>dtgexc</code>. Workspace array, DIMENSION (<i>lwork</i>). Used in real flavors only.</p>
<i>lwork</i>	<p>INTEGER. The dimension of <i>work</i>; must be at least $4n + 16$. If <i>lwork</i> = -1, then a workspace query is assumed; the routine only calculates the optimal size of the <i>work</i> array, returns this value as the first entry of the <i>work</i> array, and no error message related to <i>lwork</i> is issued by <code>xerbla</code>. See <i>Application Notes</i> for details.</p>

Output Parameters

<i>a, b</i>	Overwritten by the updated matrices <i>A</i> and <i>B</i> .
<i>ifst, ilst</i>	<p>Overwritten for real flavors only.</p> <p>If <i>ifst</i> pointed to the second row of a 2 by 2 block on entry, it is changed to point to the first row; <i>ilst</i> always points to the first row of the block in its final position (which may differ from its input value by ± 1).</p>
<i>info</i>	<p>INTEGER.</p> <p>If <i>info</i> = 0, the execution is successful.</p> <p>If <i>info</i> = -<i>i</i>, the <i>i</i>-th parameter had an illegal value.</p> <p>If <i>info</i> = 1, the transformed matrix pair (A, B) would be too far from generalized Schur form; the problem is ill-conditioned. (A, B) may have been partially reordered, and <i>ilst</i> points to the first row of the current position of the block being moved.</p>

Fortran 95 Interface Notes

Routines in Fortran 95 interface have fewer arguments in the calling sequence than their FORTRAN 77 counterparts. For general conventions applied to skip redundant or restorable arguments, see [Fortran 95 Interface Conventions](#).

Specific details for the routine `tgexc` interface are the following:

<i>a</i>	Holds the matrix <i>A</i> of size (n, n) .
<i>b</i>	Holds the matrix <i>B</i> of size (n, n) .
<i>z</i>	Holds the matrix <i>Z</i> of size (n, n) .
<i>q</i>	Holds the matrix <i>Q</i> of size (n, n) .
<i>wantq</i>	Restored based on the presence of the argument <i>q</i> as follows: <i>wantq</i> = .TRUE, if <i>q</i> is present, <i>wantq</i> = .FALSE, if <i>q</i> is omitted.
<i>wantz</i>	Restored based on the presence of the argument <i>z</i> as follows: <i>wantz</i> = .TRUE, if <i>z</i> is present, <i>wantz</i> = .FALSE, if <i>z</i> is omitted.

Application Notes

If it is not clear how much workspace to supply, use a generous value of *lwork* for the first run, or set *lwork* = -1.

In first case the routine completes the task, though probably not so fast as with a recommended workspace, and provides the recommended workspace in the first element of the corresponding array *work* on exit. Use this value (*work*(1)) for subsequent runs.

If *lwork* = -1, then the routine returns immediately and provides the recommended workspace in the first element of the corresponding array (*work*). This operation is called a workspace query.

Note that if *lwork* is less than the minimal required value and is not equal to -1, then the routine returns immediately with an error exit and does not provide any information on the recommended workspace.

?tgsen

Reorders the generalized Schur decomposition of a pair of matrices (A,B) so that a selected cluster of eigenvalues appears in the leading diagonal blocks of (A,B).

Syntax

FORTRAN 77:

```
call stgsen(ijob, wantq, wantz, select, n, a, lda, b, ldb, alphas, alphas,
beta, q, ldq, z, ldz, m, pl, pr, dif, work, lwork, iwork, liwork, info)
```

```
call dtgsen(ijob, wantq, wantz, select, n, a, lda, b, ldb, alphas, alphai,
beta, q, ldq, z, ldz, m, pl, pr, dif, work, lwork, iwork, liwork, info)

call ctgsen(ijob, wantq, wantz, select, n, a, lda, b, ldb, alpha, beta, q,
ldq, z, ldz, m, pl, pr, dif, work, lwork, iwork, liwork, info)

call ztgsen(ijob, wantq, wantz, select, n, a, lda, b, ldb, alpha, beta, q,
ldq, z, ldz, m, pl, pr, dif, work, lwork, iwork, liwork, info)
```

Fortran 95:

```
call tgsen(a, b, select [,alphar] [,alphai] [,beta] [,ijob] [,q] [,z] [,pl]
[,pr] [,dif] [,m] [,info])

call tgsen(a, b, select [,alpha] [,beta] [,ijob] [,q] [,z] [,pl] [,pr] [, dif]
[,m] [,info])
```

Description

This routine is declared in `mkl_lapack.fi` for FORTRAN 77 interface, in `lapack.f90` for Fortran 95 interface, and in `mkl_lapack.h` for C interface.

The routine reorders the generalized real-Schur/Schur decomposition of a real/complex matrix pair (A, B) (in terms of an orthogonal/unitary equivalence transformation $Q^* (A, B) Z$, so that a selected cluster of eigenvalues appears in the leading diagonal blocks of the pair (A, B)). The leading columns of Q and Z form orthonormal/unitary bases of the corresponding left and right eigenspaces (deflating subspaces).

(A, B) must be in generalized real-Schur/Schur canonical form (as returned by [?gges](#)), that is, A and B are both upper triangular.

`?tgsen` also computes the generalized eigenvalues

$\omega_j = (\text{alphar}(j) + \text{alphai}(j)*i)/\text{beta}(j)$ (for real flavors)

$\omega_j = \text{alpha}(j)/\text{beta}(j)$ (for complex flavors)

of the reordered matrix pair (A, B) .

Optionally, the routine computes the estimates of reciprocal condition numbers for eigenvalues and eigenspaces. These are `Difu[(A11, B11), (A22, B22)]` and `Difl[(A11, B11), (A22, B22)]`, that is, the separation(s) between the matrix pairs (A_{11}, B_{11}) and (A_{22}, B_{22}) that correspond to the selected cluster and the eigenvalues outside the cluster, respectively, and norms of "projections" onto left and right eigenspaces with respect to the selected cluster in the (1,1)-block.

Input Parameters

<i>ijob</i>	<p>INTEGER. Specifies whether condition numbers are required for the cluster of eigenvalues (<i>pl</i> and <i>pr</i>) or the deflating subspaces <i>Difu</i> and <i>Difl</i>.</p> <p>If <i>ijob</i> = 0, only reorder with respect to <i>select</i>;</p> <p>If <i>ijob</i> = 1, reciprocal of norms of "projections" onto left and right eigenspaces with respect to the selected cluster (<i>pl</i> and <i>pr</i>);</p> <p>If <i>ijob</i> = 2, compute upper bounds on <i>Difu</i> and <i>Difl</i>, using F-norm-based estimate (<i>dif</i> (1:2));</p> <p>If <i>ijob</i> = 3, compute estimate of <i>Difu</i> and <i>Difl</i>, sing 1-norm-based estimate (<i>dif</i> (1:2)). This option is about 5 times as expensive as <i>ijob</i> = 2;</p> <p>If <i>ijob</i> = 4, compute <i>pl</i>, <i>pr</i> and <i>dif</i> (i.e., options 0, 1 and 2 above). This is an economic version to get it all;</p> <p>If <i>ijob</i> = 5, compute <i>pl</i>, <i>pr</i> and <i>dif</i> (i.e., options 0, 1 and 3 above).</p>
<i>wantq</i> , <i>wantz</i>	<p>LOGICAL.</p> <p>If <i>wantq</i> = .TRUE., update the left transformation matrix <i>Q</i>;</p> <p>If <i>wantq</i> = .FALSE., do not update <i>Q</i>;</p> <p>If <i>wantz</i> = .TRUE., update the right transformation matrix <i>Z</i>;</p> <p>If <i>wantz</i> = .FALSE., do not update <i>Z</i>.</p>
<i>select</i>	<p>LOGICAL.</p> <p>Array, DIMENSION at least max (1, <i>n</i>). Specifies the eigenvalues in the selected cluster.</p> <p>To select an eigenvalue <i>omega</i>(<i>j</i>), <i>select</i>(<i>j</i>) must be .TRUE. For real flavors: to select a complex conjugate pair of eigenvalues <i>omega</i>(<i>j</i>) and <i>omega</i>(<i>j</i>+1) (corresponding 2 by 2 diagonal block), <i>select</i>(<i>j</i>) and/or <i>select</i>(<i>j</i>+1) must be set to .TRUE.; the complex conjugate <i>omega</i>(<i>j</i>) and <i>omega</i>(<i>j</i>+1) must be either both included in the cluster or both excluded.</p>
<i>n</i>	<p>INTEGER. The order of the matrices <i>A</i> and <i>B</i> (<i>n</i> ≥ 0).</p>
<i>a</i> , <i>b</i> , <i>q</i> , <i>z</i> , <i>work</i>	<p>REAL for stgsen</p>

DOUBLE PRECISION for dtgsen

COMPLEX for ctgsen

DOUBLE COMPLEX for ztgsen.

Arrays:

a(lda,)* contains the matrix *A*.

For real flavors: *A* is upper quasi-triangular, with (*A*, *B*) in generalized real Schur canonical form.

For complex flavors: *A* is upper triangular, in generalized Schur canonical form.

The second dimension of *a* must be at least $\max(1, n)$.

b(ldb,)* contains the matrix *B*.

For real flavors: *B* is upper triangular, with (*A*, *B*) in generalized real Schur canonical form.

For complex flavors: *B* is upper triangular, in generalized Schur canonical form. The second dimension of *b* must be at least $\max(1, n)$.

q(ldq,)*

If *wantq* = .TRUE., then *q* is an *n*-by-*n* matrix;

If *wantq* = .FALSE., then *q* is not referenced.

The second dimension of *q* must be at least $\max(1, n)$.

z(ldz,)*

If *wantz* = .TRUE., then *z* is an *n*-by-*n* matrix;

If *wantz* = .FALSE., then *z* is not referenced.

The second dimension of *z* must be at least $\max(1, n)$.

work is a workspace array, its dimension $\max(1, lwork)$.

lda INTEGER. The first dimension of *a*; at least $\max(1, n)$.

ldb INTEGER. The first dimension of *b*; at least $\max(1, n)$.

ldq INTEGER. The first dimension of *q*; $ldq \geq 1$.

If *wantq* = .TRUE., then $ldq \geq \max(1, n)$.

ldz INTEGER. The first dimension of *z*; $ldz \geq 1$.

If *wantz* = .TRUE., then $ldz \geq \max(1, n)$.

lwork INTEGER. The dimension of the array *work*.

For real flavors:

If *ijob* = 1, 2, or 4, $lwork \geq \max(4n+16, 2m(n-m))$.

If $ijob = 3$ or 5 , $lwork \geq \max(4n+16, 4m(n-m))$.

For complex flavors:

If $ijob = 1, 2$, or 4 , $lwork \geq \max(1, 2m(n-m))$.

If $ijob = 3$ or 5 , $lwork \geq \max(1, 4m(n-m))$.

If $lwork = -1$, then a workspace query is assumed; the routine only calculates the optimal size of the *work* array, returns this value as the first entry of the *work* array, and no error message related to *lwork* is issued by [xerbla](#). See *Application Notes* for details.

iwork INTEGER. Workspace array, its dimension $\max(1, liwork)$.

If $ijob = 0$, *iwork* is not referenced.

liwork INTEGER. The dimension of the array *iwork*.

For real flavors:

If $ijob = 1, 2$, or 4 , $liwork \geq n+6$.

If $ijob = 3$ or 5 , $liwork \geq \max(n+6, 2m(n-m))$.

For complex flavors:

If $ijob = 1, 2$, or 4 , $liwork \geq n+2$.

If $ijob = 3$ or 5 , $liwork \geq \max(n+2, 2m(n-m))$.

If $liwork = -1$, then a workspace query is assumed; the routine only calculates the optimal size of the *iwork* array, returns this value as the first entry of the *iwork* array, and no error message related to *liwork* is issued by [xerbla](#). See *Application Notes* for details.

Output Parameters

a, b Overwritten by the reordered matrices *A* and *B*, respectively.

alphar, alphai REAL for stgsen;
DOUBLE PRECISION for dtgsen.

Arrays, DIMENSION at least $\max(1, n)$. Contain values that form generalized eigenvalues in real flavors.

See *beta*.

alpha COMPLEX for ctgsen;
DOUBLE COMPLEX for ztgsen.

	<p>Array, DIMENSION at least $\max(1, n)$. Contain values that form generalized eigenvalues in complex flavors.</p> <p>See <i>beta</i>.</p>
<i>beta</i>	<p>REAL for stgsen DOUBLE PRECISION for dtgsen COMPLEX for ctgsen DOUBLE COMPLEX for ztgsen.</p> <p>Array, DIMENSION at least $\max(1, n)$.</p> <p>For real flavors: On exit, $(\text{alphar}(j) + \text{alphai}(j)*i)/\text{beta}(j)$, $j=1, \dots, n$, will be the generalized eigenvalues. $\text{alphar}(j) + \text{alphai}(j)*i$ and $\text{beta}(j)$, $j=1, \dots, n$ are the diagonals of the complex Schur form (S, T) that would result if the 2-by-2 diagonal blocks of the real generalized Schur form of (A, B) were further reduced to triangular form using complex unitary transformations. If $\text{alphai}(j)$ is zero, then the j-th eigenvalue is real; if positive, then the j-th and $(j+1)$-st eigenvalues are a complex conjugate pair, with $\text{alphai}(j+1)$ negative.</p> <p>For complex flavors: The diagonal elements of A and B, respectively, when the pair (A, B) has been reduced to generalized Schur form. $\text{alpha}(i)/\text{beta}(i)$, $i=1, \dots, n$ are the generalized eigenvalues.</p>
<i>q</i>	<p>If <i>wantq</i> = .TRUE., then, on exit, <i>Q</i> has been postmultiplied by the left orthogonal transformation matrix which reorder (A, B). The leading m columns of <i>Q</i> form orthonormal bases for the specified pair of left eigenspaces (deflating subspaces).</p>
<i>z</i>	<p>If <i>wantz</i> = .TRUE., then, on exit, <i>Z</i> has been postmultiplied by the left orthogonal transformation matrix which reorder (A, B). The leading m columns of <i>Z</i> form orthonormal bases for the specified pair of left eigenspaces (deflating subspaces).</p>
<i>m</i>	<p>INTEGER.</p> <p>The dimension of the specified pair of left and right eigen-spaces (deflating subspaces); $0 \leq m \leq n$.</p>

<i>pl, pr</i>	<p>REAL for single precision flavors; DOUBLE PRECISION for double precision flavors. If <i>ijob</i> = 1, 4, or 5, <i>pl</i> and <i>pr</i> are lower bounds on the reciprocal of the norm of "projections" onto left and right eigenspaces with respect to the selected cluster. $0 < pl, pr \leq 1$. If <i>m</i> = 0 or <i>m</i> = <i>n</i>, <i>pl</i> = <i>pr</i> = 1. If <i>ijob</i> = 0, 2 or 3, <i>pl</i> and <i>pr</i> are not referenced</p>
<i>dif</i>	<p>REAL for single precision flavors; DOUBLE PRECISION for double precision flavors. Array, DIMENSION (2). If <i>ijob</i> ≥ 2, <i>dif</i>(1:2) store the estimates of <i>Difu</i> and <i>Difl</i>. If <i>ijob</i> = 2 or 4, <i>dif</i>(1:2) are F-norm-based upper bounds on <i>Difu</i> and <i>Difl</i>. If <i>ijob</i> = 3 or 5, <i>dif</i>(1:2) are 1-norm-based estimates of <i>Difu</i> and <i>Difl</i>. If <i>m</i> = 0 or <i>n</i>, <i>dif</i>(1:2) = F-norm([<i>A</i>, <i>B</i>]). If <i>ijob</i> = 0 or 1, <i>dif</i> is not referenced.</p>
<i>work</i> (1)	<p>If <i>ijob</i> is not 0 and <i>info</i> = 0, on exit, <i>work</i>(1) contains the minimum value of <i>lwork</i> required for optimum performance. Use this <i>lwork</i> for subsequent runs.</p>
<i>iwork</i> (1)	<p>If <i>ijob</i> is not 0 and <i>info</i> = 0, on exit, <i>iwork</i>(1) contains the minimum value of <i>liwork</i> required for optimum performance. Use this <i>liwork</i> for subsequent runs.</p>
<i>info</i>	<p>INTEGER. If <i>info</i> = 0, the execution is successful. If <i>info</i> = -<i>i</i>, the <i>i</i>-th parameter had an illegal value. If <i>info</i> = 1, Reordering of (<i>A</i>, <i>B</i>) failed because the transformed matrix pair (<i>A</i>, <i>B</i>) would be too far from generalized Schur form; the problem is very ill-conditioned. (<i>A</i>, <i>B</i>) may have been partially reordered. If requested, 0 is returned in <i>dif</i>(*), <i>pl</i> and <i>pr</i>.</p>

Fortran 95 Interface Notes

Routines in Fortran 95 interface have fewer arguments in the calling sequence than their FORTRAN 77 counterparts. For general conventions applied to skip redundant or restorable arguments, see [Fortran 95 Interface Conventions](#).

Specific details for the routine `tgsgen` interface are the following:

<i>a</i>	Holds the matrix <i>A</i> of size (n, n) .
<i>b</i>	Holds the matrix <i>B</i> of size (n, n) .
<i>select</i>	Holds the vector of length <i>n</i> .
<i>alphar</i>	Holds the vector of length <i>n</i> . Used in real flavors only.
<i>alphai</i>	Holds the vector of length <i>n</i> . Used in real flavors only.
<i>alpha</i>	Holds the vector of length <i>n</i> . Used in complex flavors only.
<i>beta</i>	Holds the vector of length <i>n</i> .
<i>q</i>	Holds the matrix <i>Q</i> of size (n, n) .
<i>z</i>	Holds the matrix <i>Z</i> of size (n, n) .
<i>dif</i>	Holds the vector of length (2).
<i>ijob</i>	Must be 0, 1, 2, 3, 4, or 5. The default value is 0.
<i>wantq</i>	Restored based on the presence of the argument <i>q</i> as follows: <code>wantq = .TRUE.</code> , if <i>q</i> is present, <code>wantq = .FALSE.</code> , if <i>q</i> is omitted.
<i>wantz</i>	Restored based on the presence of the argument <i>z</i> as follows: <code>wantz = .TRUE.</code> , if <i>z</i> is present, <code>wantz = .FALSE.</code> , if <i>z</i> is omitted.

Application Notes

If it is not clear how much workspace to supply, use a generous value of *lwork* (or *liwork*) for the first run or set *lwork* = -1 (*liwork* = -1).

If *lwork* (or *liwork*) has any of admissible sizes, which is no less than the minimal value described, the routine completes the task, though probably not so fast as with a recommended workspace, and provides the recommended workspace in the first element of the corresponding array (*work*, *iwork*) on exit. Use this value (*work*(1), *iwork*(1)) for subsequent runs.

If *lwork* = -1 (*liwork* = -1), the routine returns immediately and provides the recommended workspace in the first element of the corresponding array (*work*, *iwork*). This operation is called a workspace query.

Note that if *lwork* (*liwork*) is less than the minimal required value and is not equal to -1, the routine returns immediately with an error exit and does not provide any information on the recommended workspace.

?tgsyl

Solves the generalized Sylvester equation.

Syntax

FORTRAN 77:

```
call stgsyl(trans, ijob, m, n, a, lda, b, ldb, c, ldc, d, ldd, e, lde, f, ldf,
scale, dif, work, lwork, iwork, info)

call dtgsyl(trans, ijob, m, n, a, lda, b, ldb, c, ldc, d, ldd, e, lde, f, ldf,
scale, dif, work, lwork, iwork, info)

call ctgsyl(trans, ijob, m, n, a, lda, b, ldb, c, ldc, d, ldd, e, lde, f, ldf,
scale, dif, work, lwork, iwork, info)

call ztgsyl(trans, ijob, m, n, a, lda, b, ldb, c, ldc, d, ldd, e, lde, f, ldf,
scale, dif, work, lwork, iwork, info)
```

Fortran 95:

```
call tgsyl(a, b, c, d, e, f [,ijob] [,trans] [,scale] [,dif] [,info])
```

Description

This routine is declared in `mkl_lapack.fi` for FORTRAN 77 interface, in `lapack.f90` for Fortran 95 interface, and in `mkl_lapack.h` for C interface.

The routine solves the generalized Sylvester equation:

$$A^*R - L^*B = scale * C$$

$$D^*R - L^*E = scale * F$$

where R and L are unknown m -by- n matrices, (A, D) , (B, E) and (C, F) are given matrix pairs of size m -by- m , n -by- n and m -by- n , respectively, with real/complex entries. (A, D) and (B, E) must be in generalized real-Schur/Schur canonical form, that is, A, B are upper quasi-triangular/triangular and D, E are upper triangular.

The solution (R, L) overwrites (C, F) . The factor *scale*, $0 \leq scale \leq 1$, is an output scaling factor chosen to avoid overflow.

In matrix notation the above equation is equivalent to the following: solve $Z^*x = scale*b$, where Z is defined as

$$Z = \begin{pmatrix} \text{kron}(I_n, A) - \text{kron}(B', I_m) \\ \text{kron}(I_n, D) - \text{kron}(E', I_m) \end{pmatrix}$$

Here I_k is the identity matrix of size k and x' is the transpose/conjugate-transpose of x . $\text{kron}(X, Y)$ is the Kronecker product between the matrices X and Y .

If $trans = 'T'$ (for real flavors), or $trans = 'C'$ (for complex flavors), the routine `?tgstyl` solves the transposed/conjugate-transposed system $Z'^*y = scale*b$, which is equivalent to solve for R and L in

$$A'^*R + D'^*L = scale*C$$

$$R*B' + L'E' = scale*(-F)$$

This case ($trans = 'T'$ for `stgsyl/dtgsyl` or $trans = 'C'$ for `ctgsyl/ztgsyl`) is used to compute an one-norm-based estimate of $\text{Dif}[(A, D), (B, E)]$, the separation between the matrix pairs (A, D) and (B, E) , using [slacon/clacon](#).

If $ijob \geq 1$, `?tgstyl` computes a Frobenius norm-based estimate of $\text{Dif}[(A, D), (B, E)]$. That is, the reciprocal of a lower bound on the reciprocal of the smallest singular value of Z . This is a level 3 BLAS algorithm.

Input Parameters

<i>trans</i>	<p>CHARACTER*1. Must be 'N', 'T', or 'C'.</p> <p>If $trans = 'N'$, solve the generalized Sylvester equation.</p> <p>If $trans = 'T'$, solve the 'transposed' system (for real flavors only).</p> <p>If $trans = 'C'$, solve the 'conjugate transposed' system (for complex flavors only).</p>
<i>ijob</i>	<p>INTEGER. Specifies what kind of functionality to be performed:</p> <p>If $ijob = 0$, solve the generalized Sylvester equation only;</p> <p>If $ijob = 1$, perform the functionality of $ijob = 0$ and $ijob = 3$;</p>

If $ijob = 2$, perform the functionality of $ijob = 0$ and $ijob = 4$;

If $ijob = 3$, only an estimate of $\text{Dif}[(A, D), (B, E)]$ is computed (look ahead strategy is used);

If $ijob = 4$, only an estimate of $\text{Dif}[(A, D), (B, E)]$ is computed (?gecon on sub-systems is used). If $trans = 'T'$ or $'C'$, $ijob$ is not referenced.

m INTEGER. The order of the matrices A and D , and the row dimension of the matrices C , F , R and L .

n INTEGER. The order of the matrices B and E , and the column dimension of the matrices C , F , R and L .

$a, b, c, d, e, f, work$ REAL for stgsyl
DOUBLE PRECISION for dtgsyl
COMPLEX for ctgsyl
DOUBLE COMPLEX for ztgsyl.

Arrays:

$a(lda,*)$ contains the upper quasi-triangular (for real flavors) or upper triangular (for complex flavors) matrix A . The second dimension of a must be at least $\max(1, m)$.

$b(l db,*)$ contains the upper quasi-triangular (for real flavors) or upper triangular (for complex flavors) matrix B . The second dimension of b must be at least $\max(1, n)$.

$c(l dc,*)$ contains the right-hand-side of the first matrix equation in the generalized Sylvester equation (as defined by $trans$)

The second dimension of c must be at least $\max(1, n)$.

$d(l dd,*)$ contains the upper triangular matrix D . The second dimension of d must be at least $\max(1, m)$.

$e(l de,*)$ contains the upper triangular matrix E . The second dimension of e must be at least $\max(1, n)$.

$f(l df,*)$ contains the right-hand-side of the second matrix equation in the generalized Sylvester equation (as defined by $trans$)

The second dimension of f must be at least $\max(1, n)$.

$work$ is a workspace array, its dimension $\max(1, lwork)$.

lda INTEGER. The first dimension of a ; at least $\max(1, m)$.

<i>ldb</i>	INTEGER. The first dimension of <i>b</i> ; at least $\max(1, n)$.
<i>ldc</i>	INTEGER. The first dimension of <i>c</i> ; at least $\max(1, m)$.
<i>ldd</i>	INTEGER. The first dimension of <i>d</i> ; at least $\max(1, m)$.
<i>lde</i>	INTEGER. The first dimension of <i>e</i> ; at least $\max(1, n)$.
<i>ldf</i>	INTEGER. The first dimension of <i>f</i> ; at least $\max(1, m)$.
<i>lwork</i>	INTEGER. The dimension of the array <i>work</i> . $lwork \geq 1$. If <i>ijob</i> = 1 or 2 and <i>trans</i> = 'N', $lwork \geq \max(1, 2*m*n)$. If <i>lwork</i> = -1, then a workspace query is assumed; the routine only calculates the optimal size of the <i>work</i> array, returns this value as the first entry of the <i>work</i> array, and no error message related to <i>lwork</i> is issued by xerbla . See <i>Application Notes</i> for details.
<i>iwork</i>	INTEGER. Workspace array, DIMENSION at least $(m+n+6)$ for real flavors, and at least $(m+n+2)$ for complex flavors.

Output Parameters

<i>c</i>	If <i>ijob</i> =0, 1, or 2, overwritten by the solution <i>R</i> . If <i>ijob</i> =3 or 4 and <i>trans</i> = 'N', <i>c</i> holds <i>R</i> , the solution achieved during the computation of the Dif-estimate.
<i>f</i>	If <i>ijob</i> =0, 1, or 2, overwritten by the solution <i>L</i> . If <i>ijob</i> =3 or 4 and <i>trans</i> = 'N', <i>f</i> holds <i>L</i> , the solution achieved during the computation of the Dif-estimate.
<i>dif</i>	REAL for single-precision flavors DOUBLE PRECISION for double-precision flavors. On exit, <i>dif</i> is the reciprocal of a lower bound of the reciprocal of the Dif-function, that is, <i>dif</i> is an upper bound of $\text{Dif}[(A, D), (B, E)] = \sigma_{\min}(Z)$, where <i>Z</i> as in (2). If <i>ijob</i> = 0, or <i>trans</i> = 'T' (for real flavors), or <i>trans</i> = 'C' (for complex flavors), <i>dif</i> is not touched.
<i>scale</i>	REAL for single-precision flavors DOUBLE PRECISION for double-precision flavors.

On exit, *scale* is the scaling factor in the generalized Sylvester equation.

If $0 < \textit{scale} < 1$, *c* and *f* hold the solutions *R* and *L*, respectively, to a slightly perturbed system but the input matrices *A*, *B*, *D* and *E* have not been changed.

If *scale* = 0, *c* and *f* hold the solutions *R* and *L*, respectively, to the homogeneous system with $C = F = 0$. Normally, *scale* = 1.

work(1) If *info* = 0, *work*(1) contains the minimum value of *lwork* required for optimum performance. Use this *lwork* for subsequent runs.

info INTEGER.

If *info* = 0, the execution is successful.

If *info* = -*i*, the *i*-th parameter had an illegal value.

If *info* > 0, (*A*, *D*) and (*B*, *E*) have common or close eigenvalues.

Fortran 95 Interface Notes

Routines in Fortran 95 interface have fewer arguments in the calling sequence than their FORTRAN 77 counterparts. For general conventions applied to skip redundant or restorable arguments, see [Fortran 95 Interface Conventions](#).

Specific details for the routine `tg syl` interface are the following:

<i>a</i>	Holds the matrix <i>A</i> of size (<i>m</i> , <i>m</i>).
<i>b</i>	Holds the matrix <i>B</i> of size (<i>n</i> , <i>n</i>).
<i>c</i>	Holds the matrix <i>C</i> of size (<i>m</i> , <i>n</i>).
<i>d</i>	Holds the matrix <i>D</i> of size (<i>m</i> , <i>m</i>).
<i>e</i>	Holds the matrix <i>E</i> of size (<i>n</i> , <i>n</i>).
<i>f</i>	Holds the matrix <i>F</i> of size (<i>m</i> , <i>n</i>).
<i>ijob</i>	Must be 0, 1, 2, 3, or 4. The default value is 0.
<i>trans</i>	Must be 'N' or 'T'. The default value is 'N'.

Application Notes

If it is not clear how much workspace to supply, use a generous value of *lwork* for the first run, or set *lwork* = -1.

In first case the routine completes the task, though probably not so fast as with a recommended workspace, and provides the recommended workspace in the first element of the corresponding array `work` on exit. Use this value (`work(1)`) for subsequent runs.

If `lwork = -1`, then the routine returns immediately and provides the recommended workspace in the first element of the corresponding array (`work`). This operation is called a workspace query.

Note that if `lwork` is less than the minimal required value and is not equal to -1, then the routine returns immediately with an error exit and does not provide any information on the recommended workspace.

stgsna

Estimates reciprocal condition numbers for specified eigenvalues and/or eigenvectors of a pair of matrices in generalized real Schur canonical form.

Syntax

FORTRAN 77:

```
call stgsna(job, howmny, select, n, a, lda, b, ldb, vl, ldvl, vr, ldvr, s,
dif, mm, m, work, lwork, iwork, info)

call dtgsna(job, howmny, select, n, a, lda, b, ldb, vl, ldvl, vr, ldvr, s,
dif, mm, m, work, lwork, iwork, info)

call ctgsna(job, howmny, select, n, a, lda, b, ldb, vl, ldvl, vr, ldvr, s,
dif, mm, m, work, lwork, iwork, info)

call ztgsna(job, howmny, select, n, a, lda, b, ldb, vl, ldvl, vr, ldvr, s,
dif, mm, m, work, lwork, iwork, info)
```

Fortran 95:

```
call tgsna(a, b [,s] [,dif] [,vl] [,vr] [,select] [,m] [,info])
```

Description

This routine is declared in `mk1_lapack.fi` for FORTRAN 77 interface, in `lapack.f90` for Fortran 95 interface, and in `mk1_lapack.h` for C interface.

The real flavors `stgsna/dtgsna` of this routine estimate reciprocal condition numbers for specified eigenvalues and/or eigenvectors of a matrix pair (A, B) in generalized real Schur canonical form (or of any matrix pair $(Q^*A^*Z^T, Q^*B^*Z^T)$ with orthogonal matrices Q and Z).

(A, B) must be in generalized real Schur form (as returned by `sgges/dgges`), that is, A is block upper triangular with 1-by-1 and 2-by-2 diagonal blocks. B is upper triangular.

The complex flavors `ctgsna/ztgsna` estimate reciprocal condition numbers for specified eigenvalues and/or eigenvectors of a matrix pair (A, B) . (A, B) must be in generalized Schur canonical form, that is, A and B are both upper triangular.

Input Parameters

job CHARACTER*1. Specifies whether condition numbers are required for eigenvalues or eigenvectors. Must be 'E' or 'V' or 'B'.
 If *job* = 'E', for eigenvalues only (compute *s*).
 If *job* = 'V', for eigenvectors only (compute *dif*).
 If *job* = 'B', for both eigenvalues and eigenvectors (compute both *s* and *dif*).

howmny CHARACTER*1. Must be 'A' or 'S'.
 If *howmny* = 'A', compute condition numbers for all eigenpairs.
 If *howmny* = 'S', compute condition numbers for selected eigenpairs specified by the logical array *select*.

select LOGICAL.
 Array, DIMENSION at least $\max(1, n)$.
 If *howmny* = 'S', *select* specifies the eigenpairs for which condition numbers are required.
 If *howmny* = 'A', *select* is not referenced.
For real flavors:
 To select condition numbers for the eigenpair corresponding to a real eigenvalue $\omega(j)$, *select*(*j*) must be set to .TRUE.; to select condition numbers corresponding to a complex conjugate pair of eigenvalues $\omega(j)$ and $\omega(j+1)$, either *select*(*j*) or *select*(*j*+1) must be set to .TRUE.
For complex flavors:

To select condition numbers for the corresponding j -th eigenvalue and/or eigenvector, *select(j)* must be set to .TRUE..

n INTEGER. The order of the square matrix pair (A , B) ($n \geq 0$).

a, *b*, *vl*, *vr*, *work* REAL for stgsna
DOUBLE PRECISION for dtgsna
COMPLEX for ctgsna
DOUBLE COMPLEX for ztgsna.

Arrays:
a(lda,)* contains the upper quasi-triangular (for real flavors) or upper triangular (for complex flavors) matrix A in the pair (A , B).
The second dimension of a must be at least $\max(1, n)$.
b(ldb,)* contains the upper triangular matrix B in the pair (A , B). The second dimension of b must be at least $\max(1, n)$.
If *job* = 'E' or 'B', *vl(ldvl,*)* must contain left eigenvectors of (A , B), corresponding to the eigenpairs specified by *howmny* and *select*. The eigenvectors must be stored in consecutive columns of *vl*, as returned by ?tgevc.
If *job* = 'V', *vl* is not referenced. The second dimension of *vl* must be at least $\max(1, m)$.
If *job* = 'E' or 'B', *vr(ldvr,*)* must contain right eigenvectors of (A , B), corresponding to the eigenpairs specified by *howmny* and *select*. The eigenvectors must be stored in consecutive columns of *vr*, as returned by ?tgevc.
If *job* = 'V', *vr* is not referenced. The second dimension of *vr* must be at least $\max(1, m)$.
work is a workspace array, its dimension $\max(1, lwork)$.
If *job* = 'E', *work* is not referenced.

lda INTEGER. The first dimension of a ; at least $\max(1, n)$.

ldb INTEGER. The first dimension of b ; at least $\max(1, n)$.

ldvl INTEGER. The first dimension of *vl*; $ldvl \geq 1$.
If *job* = 'E' or 'B', then $ldvl \geq \max(1, n)$.

<i>ldvr</i>	<p>INTEGER. The first dimension of <i>vr</i>; $ldvr \geq 1$.</p> <p>If <i>job</i> = 'E' or 'B', then $ldvr \geq \max(1, n)$.</p>
<i>mm</i>	<p>INTEGER. The number of elements in the arrays <i>s</i> and <i>dif</i> ($mm \geq m$).</p>
<i>lwork</i>	<p>INTEGER. The dimension of the array <i>work</i>.</p> <p>$lwork \geq \max(1, n)$.</p> <p>If <i>job</i> = 'V' or 'B', $lwork \geq 2*n*(n+2)+16$ for real flavors, and $lwork \geq \max(1, 2*n*n)$ for complex flavors.</p> <p>If <i>lwork</i> = -1, then a workspace query is assumed; the routine only calculates the optimal size of the <i>work</i> array, returns this value as the first entry of the <i>work</i> array, and no error message related to <i>lwork</i> is issued by xerbla. See <i>Application Notes</i> for details.</p>
<i>iwork</i>	<p>INTEGER. Workspace array, DIMENSION at least $(n+6)$ for real flavors, and at least $(n+2)$ for complex flavors.</p> <p>If <i>job</i> = 'E', <i>iwork</i> is not referenced.</p>

Output Parameters

<i>s</i>	<p>REAL for single-precision flavors</p> <p>DOUBLE PRECISION for double-precision flavors.</p> <p>Array, DIMENSION (<i>mm</i>).</p> <p>If <i>job</i> = 'E' or 'B', contains the reciprocal condition numbers of the selected eigenvalues, stored in consecutive elements of the array.</p> <p>If <i>job</i> = 'V', <i>s</i> is not referenced.</p> <p><i>For real flavors:</i></p> <p>For a complex conjugate pair of eigenvalues two consecutive elements of <i>s</i> are set to the same value. Thus, <i>s</i>(<i>j</i>), <i>dif</i>(<i>j</i>), and the <i>j</i>-th columns of <i>vl</i> and <i>vr</i> all correspond to the same eigenpair (but not in general the <i>j</i>-th eigenpair, unless all eigenpairs are selected).</p>
<i>dif</i>	<p>REAL for single-precision flavors</p> <p>DOUBLE PRECISION for double-precision flavors.</p> <p>Array, DIMENSION (<i>mm</i>).</p>

If *job* = 'V' or 'B', contains the estimated reciprocal condition numbers of the selected eigenvectors, stored in consecutive elements of the array.

If the eigenvalues cannot be reordered to compute *dif(j)*, *dif(j)* is set to 0; this can only occur when the true value would be very small anyway.

If *job* = 'E', *dif* is not referenced.

For real flavors:

For a complex eigenvector, two consecutive elements of *dif* are set to the same value.

For complex flavors:

For each eigenvalue/vector specified by *select*, *dif* stores a Frobenius norm-based estimate of Difl.

m INTEGER. The number of elements in the arrays *s* and *dif* used to store the specified condition numbers; for each selected eigenvalue one element is used.

If *howmny* = 'A', *m* is set to *n*.

work(1) *work(1)*

If *job* is not 'E' and *info* = 0, on exit, *work(1)* contains the minimum value of *lwork* required for optimum performance. Use this *lwork* for subsequent runs.

info INTEGER.

If *info* = 0, the execution is successful.

If *info* = -*i*, the *i*-th parameter had an illegal value.

Fortran 95 Interface Notes

Routines in Fortran 95 interface have fewer arguments in the calling sequence than their FORTRAN 77 counterparts. For general conventions applied to skip redundant or restorable arguments, see [Fortran 95 Interface Conventions](#).

Specific details for the routine *tgсна* interface are the following:

<i>a</i>	Holds the matrix <i>A</i> of size (<i>n</i> , <i>n</i>).
<i>b</i>	Holds the matrix <i>B</i> of size (<i>n</i> , <i>n</i>).
<i>s</i>	Holds the vector of length (<i>mm</i>).
<i>dif</i>	Holds the vector of length (<i>mm</i>).
<i>vl</i>	Holds the matrix <i>VL</i> of size (<i>n</i> , <i>mm</i>).

<i>vr</i>	Holds the matrix <i>VR</i> of size (n, mm) .
<i>select</i>	Holds the vector of length <i>n</i> .
<i>howmny</i>	Restored based on the presence of the argument <i>select</i> as follows: <i>howmny</i> = 'S', if <i>select</i> is present, <i>howmny</i> = 'A', if <i>select</i> is omitted.
<i>job</i>	Restored based on the presence of arguments <i>s</i> and <i>dif</i> as follows: <i>job</i> = 'B', if both <i>s</i> and <i>dif</i> are present, <i>job</i> = 'E', if <i>s</i> is present and <i>dif</i> omitted, <i>job</i> = 'V', if <i>s</i> is omitted and <i>dif</i> present, Note that there will be an error condition if both <i>s</i> and <i>dif</i> are omitted.

Application Notes

If it is not clear how much workspace to supply, use a generous value of *lwork* for the first run, or set *lwork* = -1.

In first case the routine completes the task, though probably not so fast as with a recommended workspace, and provides the recommended workspace in the first element of the corresponding array *work* on exit. Use this value (*work*(1)) for subsequent runs.

If *lwork* = -1, then the routine returns immediately and provides the recommended workspace in the first element of the corresponding array (*work*). This operation is called a workspace query.

Note that if *lwork* is less than the minimal required value and is not equal to -1, then the routine returns immediately with an error exit and does not provide any information on the recommended workspace.

Generalized Singular Value Decomposition

This section describes LAPACK computational routines used for finding the generalized singular value decomposition (GSVD) of two matrices *A* and *B* as

$$U^H A Q = D_1^* (0 \ R),$$

$$V^H B Q = D_2^* (0 \ R),$$

where *U*, *V*, and *Q* are orthogonal/unitary matrices, *R* is a nonsingular upper triangular matrix, and *D*₁, *D*₂ are "diagonal" matrices of the structure detailed in the routines description section.

Table 4-7 lists LAPACK routines (FORTRAN 77 interface) that perform generalized singular value decomposition of matrices. Respective routine names in Fortran 95 interface are without the first symbol (see [Routine Naming Conventions](#)).

Table 4-7 Computational Routines for Generalized Singular Value Decomposition

Routine name	Operation performed
?ggsvp	Computes the preprocessing decomposition for the generalized SVD
?tgsja	Computes the generalized SVD of two upper triangular or trapezoidal matrices

You can use routines listed in the above table as well as the driver routine [?ggsvd](#) to find the GSVD of a pair of general rectangular matrices.

[?ggsvp](#)

Computes the preprocessing decomposition for the generalized SVD.

Syntax

FORTRAN 77:

```
call sggsvp(jobu, jobv, jobq, m, p, n, a, lda, b, ldb, tola, tolb, k, l, u,
ldu, v, ldv, q, ldq, iwork, tau, work, info)

call dggsvp(jobu, jobv, jobq, m, p, n, a, lda, b, ldb, tola, tolb, k, l, u,
ldu, v, ldv, q, ldq, iwork, tau, work, info)

call cggsvp (jobu, jobv, jobq, m, p, n, a, lda, b, ldb, tola, tolb, k, l, u,
ldu, v, ldv, q, ldq, iwork, rwork, tau, work, info)

call zggsvp(jobu, jobv, jobq, m, p, n, a, lda, b, ldb, tola, tolb, k, l, u,
ldu, v, ldv, q, ldq, iwork, rwork, tau, work, info)
```

Fortran 95:

```
call ggsvp(a, b, tola, tolb [, k] [,l] [,u] [,v] [,q] [,info])
```

Description

This routine is declared in `mk1_lapack.fi` for FORTRAN 77 interface, in `lapack.f90` for Fortran 95 interface, and in `mk1_lapack.h` for C interface.

The routine computes orthogonal matrices U , V and Q such that

$$U^H A Q = \begin{matrix} & n-k-l & k & l \\ & k & 1 & \\ & l & 0 & \\ m-k-l & 0 & 0 & 0 \end{matrix} \begin{pmatrix} 0 & A_{12} & A_{13} \\ 0 & 0 & A_{23} \\ 0 & 0 & 0 \end{pmatrix}, \quad \text{if } m-k-l \geq 0$$

$$= \begin{matrix} & n-k-l & k & l \\ & k & 1 & \\ & l & 0 & \\ m-k & 0 & 0 & 0 \end{matrix} \begin{pmatrix} 0 & A_{12} & A_{13} \\ 0 & 0 & A_{23} \end{pmatrix}, \quad \text{if } m-k-l < 0$$

$$V^H B Q = \begin{matrix} & n-k-l & k & l \\ & l & 1 & \\ p-l & 0 & 0 & 0 \end{matrix} \begin{pmatrix} 0 & 0 & B_{13} \\ 0 & 0 & 0 \end{pmatrix}$$

where the k -by- k matrix A_{12} and l -by- l matrix B_{13} are nonsingular upper triangular; A_{23} is l -by- l upper triangular if $m-k-l \geq 0$, otherwise A_{23} is $(m-k)$ -by- l upper trapezoidal. The sum $k+l$ is equal to the effective numerical rank of the $(m+p)$ -by- n matrix $(A^H, B^H)^H$.

This decomposition is the preprocessing step for computing the Generalized Singular Value Decomposition (GSVD), see subroutine [?ggsvd](#).

Input Parameters

jobu CHARACTER*1. Must be 'U' or 'N'.
 If *jobu* = 'U', orthogonal/unitary matrix U is computed.
 If *jobu* = 'N', U is not computed.

jobv CHARACTER*1. Must be 'V' or 'N'.
 If *jobv* = 'V', orthogonal/unitary matrix V is computed.

<i>jobv</i>	<p>If <i>jobv</i> = 'N', <i>v</i> is not computed.</p> <p>CHARACTER*1. Must be 'Q' or 'N'.</p> <p>If <i>jobq</i> = 'Q', orthogonal/unitary matrix <i>Q</i> is computed.</p> <p>If <i>jobq</i> = 'N', <i>Q</i> is not computed.</p>
<i>m</i>	INTEGER. The number of rows of the matrix <i>A</i> ($m \geq 0$).
<i>p</i>	INTEGER. The number of rows of the matrix <i>B</i> ($p \geq 0$).
<i>n</i>	INTEGER. The number of columns of the matrices <i>A</i> and <i>B</i> ($n \geq 0$).
<i>a, b, tau, work</i>	<p>REAL for sggsvp</p> <p>DOUBLE PRECISION for dggsvp</p> <p>COMPLEX for cggsvp</p> <p>DOUBLE COMPLEX for zggsvp.</p> <p>Arrays:</p> <p><i>a</i>(<i>lda</i>,*) contains the <i>m</i>-by-<i>n</i> matrix <i>A</i>.</p> <p>The second dimension of <i>a</i> must be at least max(1, <i>n</i>).</p> <p><i>b</i>(<i>ldb</i>,*) contains the <i>p</i>-by-<i>n</i> matrix <i>B</i>.</p> <p>The second dimension of <i>b</i> must be at least max(1, <i>n</i>).</p> <p><i>tau</i>(*) is a workspace array.</p> <p>The dimension of <i>tau</i> must be at least max(1, <i>n</i>).</p> <p><i>work</i>(*) is a workspace array.</p> <p>The dimension of <i>work</i> must be at least max(1, 3<i>n</i>, <i>m</i>, <i>p</i>).</p>
<i>lda</i>	INTEGER. The first dimension of <i>a</i> ; at least max(1, <i>m</i>).
<i>ldb</i>	INTEGER. The first dimension of <i>b</i> ; at least max(1, <i>p</i>).
<i>tola, tolb</i>	<p>REAL for single-precision flavors</p> <p>DOUBLE PRECISION for double-precision flavors.</p> <p><i>tola</i> and <i>tolb</i> are the thresholds to determine the effective numerical rank of matrix <i>B</i> and a subblock of <i>A</i>. Generally, they are set to</p> <p>$tola = \max(m, n) * A * \text{MACHEPS}$,</p> <p>$tolb = \max(p, n) * B * \text{MACHEPS}$.</p> <p>The size of <i>tola</i> and <i>tolb</i> may affect the size of backward errors of the decomposition.</p>
<i>ldu</i>	<p>INTEGER. The first dimension of the output array <i>u</i>. <i>ldu</i></p> <p>$\geq \max(1, m)$ if <i>jobu</i> = 'U'; <i>ldu</i> ≥ 1 otherwise.</p>

<i>ldv</i>	INTEGER. The first dimension of the output array <i>v</i> . <i>ldv</i> $\geq \max(1, p)$ if <i>jobv</i> = 'V'; <i>ldv</i> ≥ 1 otherwise.
<i>ldq</i>	INTEGER. The first dimension of the output array <i>q</i> . <i>ldq</i> $\geq \max(1, n)$ if <i>jobq</i> = 'Q'; <i>ldq</i> ≥ 1 otherwise.
<i>iwork</i>	INTEGER. Workspace array, DIMENSION at least $\max(1, n)$.
<i>rwork</i>	REAL for cggsvp DOUBLE PRECISION for zggsvp. Workspace array, DIMENSION at least $\max(1, 2n)$. Used in complex flavors only.

Output Parameters

<i>a</i>	Overwritten by the triangular (or trapezoidal) matrix described in the <i>Description</i> section.
<i>b</i>	Overwritten by the triangular matrix described in the <i>Description</i> section.
<i>k, l</i>	INTEGER. On exit, <i>k</i> and <i>l</i> specify the dimension of subblocks. The sum <i>k</i> + <i>l</i> is equal to effective numerical rank of $(A^H, B^H)^H$.
<i>u, v, q</i>	REAL for sggsvp DOUBLE PRECISION for dggsvp COMPLEX for cggsvp DOUBLE COMPLEX for zggsvp. Arrays: If <i>jobu</i> = 'U', <i>u</i> (<i>ldu</i> ,*) contains the orthogonal/unitary matrix <i>U</i> . The second dimension of <i>u</i> must be at least $\max(1, m)$. If <i>jobu</i> = 'N', <i>u</i> is not referenced. If <i>jobv</i> = 'V', <i>v</i> (<i>ldv</i> ,*) contains the orthogonal/unitary matrix <i>V</i> . The second dimension of <i>v</i> must be at least $\max(1, m)$. If <i>jobv</i> = 'N', <i>v</i> is not referenced. If <i>jobq</i> = 'Q', <i>q</i> (<i>ldq</i> ,*) contains the orthogonal/unitary matrix <i>Q</i> . The second dimension of <i>q</i> must be at least $\max(1, n)$. If <i>jobq</i> = 'N', <i>q</i> is not referenced.

info INTEGER.
 If *info* = 0, the execution is successful.
 If *info* = -*i*, the *i*-th parameter had an illegal value.

Fortran 95 Interface Notes

Routines in Fortran 95 interface have fewer arguments in the calling sequence than their FORTRAN 77 counterparts. For general conventions applied to skip redundant or restorable arguments, see [Fortran 95 Interface Conventions](#).

Specific details for the routine `ggsvp` interface are the following:

<i>a</i>	Holds the matrix <i>A</i> of size (m, n) .
<i>b</i>	Holds the matrix <i>B</i> of size (p, n) .
<i>u</i>	Holds the matrix <i>U</i> of size (m, m) .
<i>v</i>	Holds the matrix <i>V</i> of size (p, m) .
<i>q</i>	Holds the matrix <i>Q</i> of size (n, n) .
<i>jobu</i>	Restored based on the presence of the argument <i>u</i> as follows: <i>jobu</i> = 'U', if <i>u</i> is present, <i>jobu</i> = 'N', if <i>u</i> is omitted.
<i>jobv</i>	Restored based on the presence of the argument <i>v</i> as follows: <i>jobz</i> = 'V', if <i>v</i> is present, <i>jobz</i> = 'N', if <i>v</i> is omitted.
<i>jobq</i>	Restored based on the presence of the argument <i>q</i> as follows: <i>jobz</i> = 'Q', if <i>q</i> is present, <i>jobz</i> = 'N', if <i>q</i> is omitted.

?tgsja

Computes the generalized SVD of two upper triangular or trapezoidal matrices.

Syntax

FORTRAN 77:

```
call stgsja(jobu, jobv, jobq, m, p, n, k, l, a, lda, b, ldb, tola, tolb, alpha,
beta, u, ldu, v, ldv, q, ldq, work, ncycle, info)
```

```

call dtgsja(jobu, jobv, jobq, m, p, n, k, l, a, lda, b, ldb, tola, tolb, alpha,
beta, u, ldu, v, ldv, q, ldq, work, ncycle, info)

call ctgsja(jobu, jobv, jobq, m, p, n, k, l, a, lda, b, ldb, tola, tolb, alpha,
beta, u, ldu, v, ldv, q, ldq, work, ncycle, info)

call ztgsja(jobu, jobv, jobq, m, p, n, k, l, a, lda, b, ldb, tola, tolb, alpha,
beta, u, ldu, v, ldv, q, ldq, work, ncycle, info)

```

Fortran 95:

```

call tgsja(a, b, tola, tolb, k, l [,u] [,v] [,q] [,jobu] [,jobv] [,jobq]
[,alpha] [,beta] [,ncycle] [,info])

```

Description

This routine is declared in `mkl_lapack.fi` for FORTRAN 77 interface, in `lapack.f90` for Fortran 95 interface, and in `mkl_lapack.h` for C interface.

The routine computes the generalized singular value decomposition (GSVD) of two real/complex upper triangular (or trapezoidal) matrices A and B . On entry, it is assumed that matrices A and B have the following forms, which may be obtained by the preprocessing subroutine [?ggsvp](#) from a general m -by- n matrix A and p -by- n matrix B :

$$A = \begin{matrix} & n-k-l & k & l \\ & k & \begin{pmatrix} 0 & A_{12} & A_{13} \\ 0 & 0 & A_{23} \\ 0 & 0 & 0 \end{pmatrix} \\ & l & \\ m-k-l & \end{matrix}, \quad \text{if } m-k-l \geq 0$$

$$= \begin{matrix} & n-k-l & k & l \\ & k & \begin{pmatrix} 0 & A_{12} & A_{13} \\ 0 & 0 & A_{23} \end{pmatrix} \\ m-k & \end{matrix}, \quad \text{if } m-k-l < 0$$

$$B = \begin{matrix} & n-k-1 & k & 1 \\ & 1 & & \\ p-1 & \begin{pmatrix} 0 & 0 & B_{13} \\ 0 & 0 & 0 \end{pmatrix} \end{matrix}$$

where the k -by- k matrix A_{12} and 1 -by- 1 matrix B_{13} are nonsingular upper triangular; A_{23} is 1 -by- 1 upper triangular if $m-k-1 \geq 0$, otherwise A_{23} is $(m-k)$ -by- 1 upper trapezoidal.

On exit,

$$U^H A Q = D_1^* (0 \ R), \quad V^H B Q = D_2^* (0 \ R),$$

where U , V and Q are orthogonal/unitary matrices, R is a nonsingular upper triangular matrix, and D_1 and D_2 are "diagonal" matrices, which are of the following structures:

If $m-k-1 \geq 0$,

$$D_1 = \begin{matrix} & k & 1 \\ & k & \\ m-k-1 & \begin{pmatrix} 0 & 0 \\ 1 & C \\ 0 & 0 \end{pmatrix} \end{matrix}$$

$$D_1 = \begin{matrix} & k & 1 \\ & 1 & \\ p-1 & \begin{pmatrix} 0 & S \\ 0 & 0 \end{pmatrix} \end{matrix}$$

$${}^{(0)}R = \begin{matrix} n-k-l & k & l \\ \begin{matrix} k \\ l \end{matrix} & \begin{pmatrix} 0 & R_{11} & R_{12} \\ 0 & 0 & R_{22} \end{pmatrix} \end{matrix}$$

where

$C = \text{diag}(\alpha(k+1), \dots, \alpha(k+l))$

$S = \text{diag}(\beta(k+1), \dots, \beta(k+l))$

$C^2 + S^2 = I$

R is stored in $a(1:k+l, n-k-l+1:n)$ on exit.

If $m-k-l < 0$,

$$D_1 = \begin{matrix} k & m-l & k+l-m \\ \begin{matrix} k \\ m-k \end{matrix} & \begin{pmatrix} I & 0 & 0 \\ 0 & C & 0 \end{pmatrix} \end{matrix}$$

$$D_2 = \begin{matrix} k & m-k & k+l-m \\ \begin{matrix} m-k \\ k+l-m \\ p-l \end{matrix} & \begin{pmatrix} 0 & S & 0 \\ 0 & 0 & I \\ 0 & 0 & 0 \end{pmatrix} \end{matrix}$$

$$(0 \ R) = \begin{matrix} & n-k-l & k & m-k & k+l-m \\ & k & \begin{pmatrix} 0 & R_{11} & R_{12} & R_{13} \\ 0 & 0 & R_{22} & R_{23} \\ 0 & 0 & 0 & R_{33} \end{pmatrix} \\ \begin{matrix} m-k \\ k+l-m \end{matrix} & \end{matrix}$$

where

$$C = \text{diag}(\alpha(K+1), \dots, \alpha(m)),$$
$$S = \text{diag}(\text{beta}(K+1), \dots, \text{beta}(m)),$$
$$C^2 + S^2 = I$$

On exit, $\begin{pmatrix} R_{11} & R_{12} & R_{13} \\ \mathbf{0} & R_{22} & R_{23} \end{pmatrix}$ is stored in $a(1:m, n-k-l+1:n)$ and R_{33} is stored in $b(m-k+1:l, n+m-k-l+1:n)$.

The computation of the orthogonal/unitary transformation matrices U , V or Q is optional. These matrices may either be formed explicitly, or they *may* be postmultiplied into input matrices U_1 , V_1 , or Q_1 .

Input Parameters

<i>jobu</i>	<p>CHARACTER*1. Must be 'U', 'I', or 'N'.</p> <p>If <i>jobu</i> = 'U', <i>u</i> must contain an orthogonal/unitary matrix <i>u</i>₁ on entry.</p> <p>If <i>jobu</i> = 'I', <i>u</i> is initialized to the unit matrix.</p> <p>If <i>jobu</i> = 'N', <i>u</i> is not computed.</p>
<i>jobv</i>	<p>CHARACTER*1. Must be 'V', 'I', or 'N'.</p> <p>If <i>jobv</i> = 'V', <i>v</i> must contain an orthogonal/unitary matrix <i>v</i>₁ on entry.</p> <p>If <i>jobv</i> = 'I', <i>v</i> is initialized to the unit matrix.</p> <p>If <i>jobv</i> = 'N', <i>v</i> is not computed.</p>
<i>jobq</i>	<p>CHARACTER*1. Must be 'Q', 'I', or 'N'.</p>

If $jobq = 'Q'$, q must contain an orthogonal/unitary matrix Q_1 on entry.
 If $jobq = 'I'$, q is initialized to the unit matrix.
 If $jobq = 'N'$, q is not computed.

m INTEGER. The number of rows of the matrix A ($m \geq 0$).

p INTEGER. The number of rows of the matrix B ($p \geq 0$).

n INTEGER. The number of columns of the matrices A and B ($n \geq 0$).

k, l INTEGER. Specify the subblocks in the input matrices A and B , whose GSVD is computed.

$a, b, u, v, q, work$ REAL for stgsja
 DOUBLE PRECISION for dtgsja
 COMPLEX for ctgsja
 DOUBLE COMPLEX for ztgsja.

Arrays:
 $a(lda,*)$ contains the m -by- n matrix A .
 The second dimension of a must be at least $\max(1, n)$.
 $b(ldb,*)$ contains the p -by- n matrix B .
 The second dimension of b must be at least $\max(1, n)$.
 If $jobu = 'U'$, $u(ldu,*)$ must contain a matrix U_1 (usually the orthogonal/unitary matrix returned by ?ggsvp).
 The second dimension of u must be at least $\max(1, m)$.
 If $jobv = 'V'$, $v(ldv,*)$ must contain a matrix V_1 (usually the orthogonal/unitary matrix returned by ?ggsvp).
 The second dimension of v must be at least $\max(1, p)$.
 If $jobq = 'Q'$, $q(ldq,*)$ must contain a matrix Q_1 (usually the orthogonal/unitary matrix returned by ?ggsvp).
 The second dimension of q must be at least $\max(1, n)$.
 $work(*)$ is a workspace array.
 The dimension of $work$ must be at least $\max(1, 2n)$.

lda INTEGER. The first dimension of a ; at least $\max(1, m)$.

ldb INTEGER. The first dimension of b ; at least $\max(1, p)$.

ldu INTEGER. The first dimension of the array u .
 $ldu \geq \max(1, m)$ if $jobu = 'U'$; $ldu \geq 1$ otherwise.

ldv INTEGER. The first dimension of the array v .

ldv $\geq \max(1, p)$ if *jobv* = 'V'; *ldv* ≥ 1 otherwise.

ldq INTEGER. The first dimension of the array *q*.

ldq $\geq \max(1, n)$ if *jobq* = 'Q'; *ldq* ≥ 1 otherwise.

*tola, tol**b* REAL for single-precision flavors
DOUBLE PRECISION for double-precision flavors.
tola and *tolb* are the convergence criteria for the Jacobi-Kogbetliantz iteration procedure. Generally, they are the same as used in ?ggsvp:
tola = $\max(m, n) * |A| * \text{MACHEPS}$,
tolb = $\max(p, n) * |B| * \text{MACHEPS}$.

Output Parameters

a On exit, *a*(*n-k+1:n*, 1:min(*k+1*, *m*)) contains the triangular matrix *R* or part of *R*.

b On exit, if necessary, *b*(*m-k+1: l*, *n+m-k-l+1: n*)) contains a part of *R*.

alpha, beta REAL for single-precision flavors
DOUBLE PRECISION for double-precision flavors.
Arrays, DIMENSION at least $\max(1, n)$. Contain the generalized singular value pairs of *A* and *B*:
alpha(1:*k*) = 1,
beta(1:*k*) = 0,
and if $m-k-l \geq 0$,
alpha(*k+1:k+1*) = diag(*C*),
beta(*k+1:k+1*) = diag(*S*),
or if $m-k-l < 0$,
alpha(*k+1:m*) = *C*, *alpha*(*m+1:k+1*) = 0
beta(*K+1:M*) = *S*,
beta(*m+1:k+1*) = 1.
Furthermore, if $k+1 < n$,
alpha(*k+1+1:n*) = 0 and
beta(*k+1+1:n*) = 0.

u If *jobu* = 'I', *u* contains the orthogonal/unitary matrix *U*.
If *jobu* = 'U', *u* contains the product $U_1 * U$.
If *jobu* = 'N', *u* is not referenced.

<i>v</i>	<p>If <i>jobv</i> = 'I', <i>v</i> contains the orthogonal/unitary matrix <i>U</i>.</p> <p>If <i>jobv</i> = 'V', <i>v</i> contains the product V_1^*V.</p> <p>If <i>jobv</i> = 'N', <i>v</i> is not referenced.</p>
<i>q</i>	<p>If <i>jobq</i> = 'I', <i>q</i> contains the orthogonal/unitary matrix <i>U</i>.</p> <p>If <i>jobq</i> = 'Q', <i>q</i> contains the product Q_1^*Q.</p> <p>If <i>jobq</i> = 'N', <i>q</i> is not referenced.</p>
<i>ncycle</i>	INTEGER. The number of cycles required for convergence.
<i>info</i>	<p>INTEGER.</p> <p>If <i>info</i> = 0, the execution is successful.</p> <p>If <i>info</i> = -<i>i</i>, the <i>i</i>-th parameter had an illegal value.</p> <p>If <i>info</i> = 1, the procedure does not converge after MAXIT cycles.</p>

Fortran 95 Interface Notes

Routines in Fortran 95 interface have fewer arguments in the calling sequence than their FORTRAN 77 counterparts. For general conventions applied to skip redundant or restorable arguments, see [Fortran 95 Interface Conventions](#).

Specific details for the routine `tgssja` interface are the following:

<i>a</i>	Holds the matrix <i>A</i> of size (<i>m</i> , <i>n</i>).
<i>b</i>	Holds the matrix <i>B</i> of size (<i>p</i> , <i>n</i>).
<i>u</i>	Holds the matrix <i>U</i> of size (<i>m</i> , <i>m</i>).
<i>v</i>	Holds the matrix <i>V</i> of size (<i>p</i> , <i>p</i>).
<i>q</i>	Holds the matrix <i>Q</i> of size (<i>n</i> , <i>n</i>).
<i>alpha</i>	Holds the vector of length <i>n</i> .
<i>beta</i>	Holds the vector of length <i>n</i> .
<i>jobu</i>	<p>If omitted, this argument is restored based on the presence of argument <i>u</i> as follows:</p> <p><i>jobu</i> = 'U', if <i>u</i> is present,</p> <p><i>jobu</i> = 'N', if <i>u</i> is omitted.</p> <p>If present, <i>jobu</i> must be equal to 'I' or 'U' and the argument <i>u</i> must also be present.</p> <p>Note that there will be an error condition if <i>jobu</i> is present and <i>u</i> omitted.</p>

<i>jobv</i>	<p>If omitted, this argument is restored based on the presence of argument <i>v</i> as follows:</p> <p><i>jobv</i> = 'V', if <i>v</i> is present, <i>jobv</i> = 'N', if <i>v</i> is omitted.</p> <p>If present, <i>jobv</i> must be equal to 'I' or 'V' and the argument <i>v</i> must also be present.</p> <p>Note that there will be an error condition if <i>jobv</i> is present and <i>v</i> omitted.</p>
<i>jobq</i>	<p>If omitted, this argument is restored based on the presence of argument <i>q</i> as follows:</p> <p><i>jobq</i> = 'Q', if <i>q</i> is present, <i>jobq</i> = 'N', if <i>q</i> is omitted.</p> <p>If present, <i>jobq</i> must be equal to 'I' or 'Q' and the argument <i>q</i> must also be present.</p> <p>Note that there will be an error condition if <i>jobq</i> is present and <i>q</i> omitted.</p>

Driver Routines

Each of the LAPACK driver routines solves a complete problem. To arrive at the solution, driver routines typically call a sequence of appropriate [computational routines](#).

Driver routines are described in the following sections :

[Linear Least Squares \(LLS\) Problems](#)

[Generalized LLS Problems](#)

[Symmetric Eigenproblems](#)

[Nonsymmetric Eigenproblems](#)

[Singular Value Decomposition](#)

[Generalized Symmetric Definite Eigenproblems](#)

[Generalized Nonsymmetric Eigenproblems](#)

Linear Least Squares (LLS) Problems

This section describes LAPACK driver routines used for solving linear least squares problems. [Table 4-8](#) lists all such routines for FORTRAN 77 interface. Respective routine names in Fortran 95 interface are without the first symbol (see [Routine Naming Conventions](#)).

Table 4-8 Driver Routines for Solving LLS Problems

Routine Name	Operation performed
?gels	Uses QR or LQ factorization to solve a overdetermined or underdetermined linear system with full rank matrix.
?gelsy	Computes the minimum-norm solution to a linear least squares problem using a complete orthogonal factorization of A.
?gelss	Computes the minimum-norm solution to a linear least squares problem using the singular value decomposition of A.
?gelsd	Computes the minimum-norm solution to a linear least squares problem using the singular value decomposition of A and a divide and conquer method.

?gels

Uses QR or LQ factorization to solve a overdetermined or underdetermined linear system with full rank matrix.

Syntax

FORTRAN 77:

```
call sgels(trans, m, n, nrhs, a, lda, b, ldb, work, lwork, info)
call dgels(trans, m, n, nrhs, a, lda, b, ldb, work, lwork, info)
call cgels(trans, m, n, nrhs, a, lda, b, ldb, work, lwork, info)
call zgels(trans, m, n, nrhs, a, lda, b, ldb, work, lwork, info)
```

Fortran 95:

```
call gels(a, b [,trans] [,info])
```

Description

This routine is declared in `mkl_lapack.fi` for FORTRAN 77 interface, in `lapack.f90` for Fortran 95 interface, and in `mkl_lapack.h` for C interface.

The routine solves overdetermined or underdetermined real/ complex linear systems involving an m -by- n matrix A , or its transpose/ conjugate-transpose, using a QR or LQ factorization of A . It is assumed that A has full rank.

The following options are provided:

1. If $trans = 'N'$ and $m \geq n$: find the least squares solution of an overdetermined system, that is, solve the least squares problem

minimize $||b - A^*x||_2$

2. If $trans = 'N'$ and $m < n$: find the minimum norm solution of an underdetermined system $A^*X = B$.

3. If $trans = 'T'$ or $'C'$ and $m \geq n$: find the minimum norm solution of an undetermined system $A_H^*X = B$.

4. If $trans = 'T'$ or $'C'$ and $m < n$: find the least squares solution of an overdetermined system, that is, solve the least squares problem

minimize $||b - A^H*x||_2$

Several right hand side vectors b and solution vectors x can be handled in a single call; they are stored as the columns of the m -by- $nrhs$ right hand side matrix B and the n -by- nrh solution matrix X .

Input Parameters

<i>trans</i>	CHARACTER*1. Must be 'N', 'T', or 'C'. If $trans = 'N'$, the linear system involves matrix A ; If $trans = 'T'$, the linear system involves the transposed matrix A^T (for real flavors only); If $trans = 'C'$, the linear system involves the conjugate-transposed matrix A^H (for complex flavors only).
<i>m</i>	INTEGER. The number of rows of the matrix A ($m \geq 0$).
<i>n</i>	INTEGER. The number of columns of the matrix A ($n \geq 0$).
<i>nrhs</i>	INTEGER. The number of right-hand sides; the number of columns in B ($nrhs \geq 0$).
<i>a, b, work</i>	REAL for sgels DOUBLE PRECISION for dgels

COMPLEX for `cgels`

DOUBLE COMPLEX for `zgels`.

Arrays:

`a(lda,*)` contains the m -by- n matrix A .

The second dimension of a must be at least $\max(1, n)$.

`b(ldb,*)` contains the matrix B of right hand side vectors, stored columnwise; B is m -by- $nrhs$ if $trans = 'N'$, or n -by- $nrhs$ if $trans = 'T'$ or $'C'$.

The second dimension of b must be at least $\max(1, nrhs)$.

`work` is a workspace array, its dimension $\max(1, lwork)$.

`lda` INTEGER. The first dimension of a ; at least $\max(1, m)$.

`ldb` INTEGER. The first dimension of b ; must be at least $\max(1, m, n)$.

`lwork` INTEGER. The size of the `work` array; must be at least $\min(m, n) + \max(1, m, n, nrhs)$.

If `lwork = -1`, then a workspace query is assumed; the routine only calculates the optimal size of the `work` array, returns this value as the first entry of the `work` array, and no error message related to `lwork` is issued by `xerbla`.

See *Application Notes* for the suggested value of `lwork`.

Output Parameters

`a` On exit, overwritten by the factorization data as follows:

if $m \geq n$, array a contains the details of the QR factorization of the matrix A as returned by `?geqrf`;

if $m < n$, array a contains the details of the LQ factorization of the matrix A as returned by `?gelqf`.

`b` If `info = 0`, b overwritten by the solution vectors, stored columnwise:

if $trans = 'N'$ and $m \geq n$, rows 1 to n of b contain the least squares solution vectors; the residual sum of squares for the solution in each column is given by the sum of squares of modulus of elements $n+1$ to m in that column;

if $trans = 'N'$ and $m < n$, rows 1 to n of b contain the minimum norm solution vectors;

if *trans* = 'T' or 'C' and $m \geq n$, rows 1 to *m* of *b* contain the minimum norm solution vectors; if *trans* = 'T' or 'C' and $m < n$, rows 1 to *m* of *b* contain the least squares solution vectors; the residual sum of squares for the solution in each column is given by the sum of squares of modulus of elements *m*+1 to *n* in that column.

work(1) If *info* = 0, on exit *work*(1) contains the minimum value of *lwork* required for optimum performance. Use this *lwork* for subsequent runs.

info INTEGER.
 If *info* = 0, the execution is successful.
 If *info* = -*i*, the *i*-th parameter had an illegal value.
 If *info* = *i*, the *i*-th diagonal element of the triangular factor of *A* is zero, so that *A* does not have full rank; the least squares solution could not be computed.

Fortran 95 Interface Notes

Routines in Fortran 95 interface have fewer arguments in the calling sequence than their FORTRAN 77 counterparts. For general conventions applied to skip redundant or restorable arguments, see [Fortran 95 Interface Conventions](#).

Specific details for the routine *gels* interface are the following:

<i>a</i>	Holds the matrix <i>A</i> of size (<i>m</i> , <i>n</i>).
<i>b</i>	Holds the matrix of size max(<i>m</i> , <i>n</i>)-by- <i>nrhs</i> . If <i>trans</i> = 'N', then, on entry, the size of <i>b</i> is <i>m</i> -by- <i>nrhs</i> , If <i>trans</i> = 'T', then, on entry, the size of <i>b</i> is <i>n</i> -by- <i>nrhs</i> ,
<i>trans</i>	Must be 'N' or 'T'. The default value is 'N'.

Application Notes

For better performance, try using $lwork = \min(m, n) + \max(1, m, n, nrhs) * blocksize$, where *blocksize* is a machine-dependent value (typically, 16 to 64) required for optimum performance of the *blocked algorithm*.

If you are in doubt how much workspace to supply, use a generous value of *lwork* for the first run or set *lwork* = -1.

If you choose the first option and set any of admissible *lwork* sizes, which is no less than the minimal value described, the routine completes the task, though probably not so fast as with a recommended workspace, and provides the recommended workspace in the first element of the corresponding array *work* on exit. Use this value (*work*(1)) for subsequent runs.

If you set *lwork* = -1, the routine returns immediately and provides the recommended workspace in the first element of the corresponding array (*work*). This operation is called a workspace query.

Note that if you set *lwork* to less than the minimal required value and not -1, the routine returns immediately with an error exit and does not provide any information on the recommended workspace.

?gelsy

Computes the minimum-norm solution to a linear least squares problem using a complete orthogonal factorization of A.

Syntax

FORTRAN 77:

```
call sgelsy(m, n, nrhs, a, lda, b, ldb, jpvt, rcond, rank, work, lwork, info)
call dgelsy(m, n, nrhs, a, lda, b, ldb, jpvt, rcond, rank, work, lwork, info)
call cgelsy(m, n, nrhs, a, lda, b, ldb, jpvt, rcond, rank, work, lwork, rwork,
info)
call zgelsy(m, n, nrhs, a, lda, b, ldb, jpvt, rcond, rank, work, lwork, rwork,
info)
```

Fortran 95:

```
call gelsy(a, b [,rank] [,jpvt] [,rcond] [,info])
```

Description

This routine is declared in `mkl_lapack.fi` for FORTRAN 77 interface, in `lapack.f90` for Fortran 95 interface, and in `mkl_lapack.h` for C interface.

The routine computes the minimum-norm solution to a real/complex linear least squares problem:

```
minimize ||b - A*x||2
```

using a complete orthogonal factorization of A . A is an m -by- n matrix which may be rank-deficient. Several right hand side vectors b and solution vectors x can be handled in a single call; they are stored as the columns of the m -by- $nrhs$ right hand side matrix B and the n -by- $nrhs$ solution matrix X .

The routine first computes a QR factorization with column pivoting:

$$AP = Q \begin{pmatrix} R_{11} & R_{12} \\ 0 & R_{22} \end{pmatrix}$$

with R_{11} defined as the largest leading submatrix whose estimated condition number is less than $1/rcond$. The order of R_{11} , $rank$, is the effective rank of A . Then, R_{22} is considered to be negligible, and R_{12} is annihilated by orthogonal/unitary transformations from the right, arriving at the complete orthogonal factorization:

$$AP = Q \begin{pmatrix} T_{11} & 0 \\ 0 & 0 \end{pmatrix} Z$$

The minimum-norm solution is then

$$X = PZ^H \begin{pmatrix} T_{11}^{-1} & Q_1^H b \\ 0 & 0 \end{pmatrix}$$

where Q_1 consists of the first $rank$ columns of Q . This routine is basically identical to the original `?gelsx` except three differences:

- The call to the subroutine `?geqpf` has been substituted by the call to the subroutine `?geqp3`. This subroutine is a BLAS-3 version of the QR factorization with column pivoting.
- Matrix B (the right hand side) is updated with BLAS-3.
- The permutation of matrix B (the right hand side) is faster and more simple.

Input Parameters

<i>m</i>	INTEGER. The number of rows of the matrix <i>A</i> ($m \geq 0$).
<i>n</i>	INTEGER. The number of columns of the matrix <i>A</i> ($n \geq 0$).
<i>nrhs</i>	INTEGER. The number of right-hand sides; the number of columns in <i>B</i> ($nrhs \geq 0$).
<i>a</i> , <i>b</i> , <i>work</i>	REAL for <i>sgelsy</i> DOUBLE PRECISION for <i>dgelsy</i> COMPLEX for <i>cgelsy</i> DOUBLE COMPLEX for <i>zgelsy</i> . Arrays: <i>a</i> (<i>lda</i> ,*) contains the <i>m</i> -by- <i>n</i> matrix <i>A</i> . The second dimension of <i>a</i> must be at least $\max(1, n)$. <i>b</i> (<i>ldb</i> ,*) contains the <i>m</i> -by- <i>nrhs</i> right hand side matrix <i>B</i> . The second dimension of <i>b</i> must be at least $\max(1, nrhs)$. <i>work</i> is a workspace array, its dimension $\max(1, lwork)$.
<i>lda</i>	INTEGER. The first dimension of <i>a</i> ; at least $\max(1, m)$.
<i>ldb</i>	INTEGER. The first dimension of <i>b</i> ; must be at least $\max(1, m, n)$.
<i>jpvt</i>	INTEGER. Array, DIMENSION at least $\max(1, n)$. On entry, if <i>jpvt</i> (<i>i</i>) $\neq 0$, the <i>i</i> -th column of <i>A</i> is permuted to the front of <i>AP</i> , otherwise the <i>i</i> -th column of <i>A</i> is a free column.
<i>rcond</i>	REAL for single-precision flavors DOUBLE PRECISION for double-precision flavors. <i>rcond</i> is used to determine the effective rank of <i>A</i> , which is defined as the order of the largest leading triangular submatrix <i>R</i> ₁₁ in the <i>QR</i> factorization with pivoting of <i>A</i> , whose estimated condition number $< 1/rcond$.
<i>lwork</i>	INTEGER. The size of the <i>work</i> array.

If $lwork = -1$, then a workspace query is assumed; the routine only calculates the optimal size of the $work$ array, returns this value as the first entry of the $work$ array, and no error message related to $lwork$ is issued by [xerbla](#). See *Application Notes* for the suggested value of $lwork$.

rwork

REAL for `cgelsy` DOUBLE PRECISION for `zgelsy`.
Workspace array, DIMENSION at least $\max(1, 2n)$. Used in complex flavors only.

Output Parameters

a

On exit, overwritten by the details of the complete orthogonal factorization of A .

b

Overwritten by the n -by- $nrhs$ solution matrix X .

jpvt

On exit, if $jpvt(i) = k$, then the i -th column of AP was the k -th column of A .

rank

INTEGER. The effective rank of A , that is, the order of the submatrix R_{11} . This is the same as the order of the submatrix T_{11} in the complete orthogonal factorization of A .

info

INTEGER.

If $info = 0$, the execution is successful.

If $info = -i$, the i -th parameter had an illegal value.

Fortran 95 Interface Notes

Routines in Fortran 95 interface have fewer arguments in the calling sequence than their FORTRAN 77 counterparts. For general conventions applied to skip redundant or restorable arguments, see [Fortran 95 Interface Conventions](#).

Specific details for the routine `gelsy` interface are the following:

a

Holds the matrix A of size (m, n) .

b

Holds the matrix of size $\max(m, n)$ -by- $nrhs$. On entry, contains the m -by- $nrhs$ right hand side matrix B , On exit, overwritten by the n -by- $nrhs$ solution matrix X .

jpvt

Holds the vector of length n . Default value for this element is $jpvt(i) = 0$.

rcond

Default value for this element is $rcond = 100 * \text{EPSILON}(1.0_WP)$.

Application Notes

For real flavors:

The unblocked strategy requires that:

$$lwork \geq \max(mn+3n+1, 2*mn + nrhs),$$

where $mn = \min(m, n)$.

The block algorithm requires that:

$$lwork \geq \max(mn+2n+nb*(n+1), 2*mn+nb*nrhs),$$

where nb is an upper bound on the blocksize returned by [ilaenv](#) for the routines `sgeqp3/dgeqp3`, `stzrzf/dtzrzf`, `stzrqf/dtzrqf`, `sormqr/dormqr`, and `sormrz/dormrz`.

For complex flavors:

The unblocked strategy requires that:

$$lwork \geq mn + \max(2*mn, n+1, mn + nrhs),$$

where $mn = \min(m, n)$.

The block algorithm requires that:

$$lwork < mn + \max(2*mn, nb*(n+1), mn+mn*nb, mn+ nb*nrhs),$$

where nb is an upper bound on the blocksize returned by [ilaenv](#) for the routines `cgeqp3/zgeqp3`, `ctzrzf/ztzrzf`, `ctzrqf/ztzrqf`, `cunmqr/zunmqr`, and `cunmrz/zunmrz`.

If you are in doubt how much workspace to supply, use a generous value of $lwork$ for the first run or set $lwork = -1$.

If you choose the first option and set any of admissible $lwork$ sizes, which is no less than the minimal value described, the routine completes the task, though probably not so fast as with a recommended workspace, and provides the recommended workspace in the first element of the corresponding array $work$ on exit. Use this value ($work(1)$) for subsequent runs.

If you set $lwork = -1$, the routine returns immediately and provides the recommended workspace in the first element of the corresponding array ($work$). This operation is called a workspace query.

Note that if you set $lwork$ to less than the minimal required value and not -1, the routine returns immediately with an error exit and does not provide any information on the recommended workspace.

?gelss

Computes the minimum-norm solution to a linear least squares problem using the singular value decomposition of A.

Syntax

FORTRAN 77:

```
call sgelss(m, n, nrhs, a, lda, b, ldb, s, rcond, rank, work, lwork, info)
call dgelss(m, n, nrhs, a, lda, b, ldb, s, rcond, rank, work, lwork, info)
call cgelss(m, n, nrhs, a, lda, b, ldb, s, rcond, rank, work, lwork, rwork,
info)
call zgelss(m, n, nrhs, a, lda, b, ldb, s, rcond, rank, work, lwork, rwork,
info)
```

Fortran 95:

```
call gelss(a, b [,rank] [,s] [,rcond] [,info])
```

Description

This routine is declared in `mkl_lapack.fi` for FORTRAN 77 interface, in `lapack.f90` for Fortran 95 interface, and in `mkl_lapack.h` for C interface.

The routine computes the minimum norm solution to a real linear least squares problem:

minimize $\|b - A \cdot x\|_2$

using the singular value decomposition (SVD) of A . A is an m -by- n matrix which may be rank-deficient. Several right hand side vectors b and solution vectors x can be handled in a single call; they are stored as the columns of the m -by- $nrhs$ right hand side matrix B and the n -by- $nrhs$ solution matrix X . The effective rank of A is determined by treating as zero those singular values which are less than $rcond$ times the largest singular value.

Input Parameters

m	INTEGER. The number of rows of the matrix A ($m \geq 0$).
n	INTEGER. The number of columns of the matrix A ($n \geq 0$).

<i>nrhs</i>	INTEGER. The number of right-hand sides; the number of columns in <i>B</i> (<i>nrhs</i> ≥ 0).
<i>a</i> , <i>b</i> , <i>work</i>	REAL for <i>sgelss</i> DOUBLE PRECISION for <i>dgelss</i> COMPLEX for <i>cgelss</i> DOUBLE COMPLEX for <i>zgelss</i> . Arrays: <i>a</i> (<i>lda</i> ,*) contains the <i>m</i> -by- <i>n</i> matrix <i>A</i> . The second dimension of <i>a</i> must be at least max(1, <i>n</i>). <i>b</i> (<i>ldb</i> ,*) contains the <i>m</i> -by- <i>nrhs</i> right hand side matrix <i>B</i> . The second dimension of <i>b</i> must be at least max(1, <i>nrhs</i>). <i>work</i> is a workspace array, its dimension max(1, <i>lwork</i>).
<i>lda</i>	INTEGER. The first dimension of <i>a</i> ; at least max(1, <i>m</i>).
<i>ldb</i>	INTEGER. The first dimension of <i>b</i> ; must be at least max(1, <i>m</i> , <i>n</i>).
<i>rcond</i>	REAL for single-precision flavors DOUBLE PRECISION for double-precision flavors. <i>rcond</i> is used to determine the effective rank of <i>A</i> . Singular values $s(i) \leq rcond * s(1)$ are treated as zero. If <i>rcond</i> < 0, machine precision is used instead.
<i>lwork</i>	INTEGER. The size of the <i>work</i> array; <i>lwork</i> ≥ 1. If <i>lwork</i> = -1, then a workspace query is assumed; the routine only calculates the optimal size of the <i>work</i> array, returns this value as the first entry of the <i>work</i> array, and no error message related to <i>lwork</i> is issued by xerbla . See <i>Application Notes</i> for the suggested value of <i>lwork</i> .
<i>rwork</i>	REAL for <i>cgelss</i> DOUBLE PRECISION for <i>zgelss</i> . Workspace array used in complex flavors only. DIMENSION at least max(1, 5*min(<i>m</i> , <i>n</i>)).

Output Parameters

<i>a</i>	On exit, the first min(<i>m</i> , <i>n</i>) rows of <i>A</i> are overwritten with its right singular vectors, stored row-wise.
----------	--

<i>b</i>	Overwritten by the <i>n</i> -by- <i>nrhs</i> solution matrix <i>X</i> . If $m \geq n$ and $rank = n$, the residual sum-of-squares for the solution in the <i>i</i> -th column is given by the sum of squares of modulus of elements <i>n</i> +1: <i>m</i> in that column.
<i>s</i>	REAL for single precision flavors DOUBLE PRECISION for double precision flavors. Array, DIMENSION at least $\max(1, \min(m, n))$. The singular values of <i>A</i> in decreasing order. The condition number of <i>A</i> in the 2-norm is $k_2(A) = s(1) / s(\min(m, n))$.
<i>rank</i>	INTEGER. The effective rank of <i>A</i> , that is, the number of singular values which are greater than $rcond * s(1)$.
<i>work</i> (1)	If <i>info</i> = 0, on exit, <i>work</i> (1) contains the minimum value of <i>lwork</i> required for optimum performance. Use this <i>lwork</i> for subsequent runs.
<i>info</i>	INTEGER. If <i>info</i> = 0, the execution is successful. If <i>info</i> = - <i>i</i> , the <i>i</i> -th parameter had an illegal value. If <i>info</i> = <i>i</i> , then the algorithm for computing the SVD failed to converge; <i>i</i> indicates the number of off-diagonal elements of an intermediate bidiagonal form which did not converge to zero.

Fortran 95 Interface Notes

Routines in Fortran 95 interface have fewer arguments in the calling sequence than their FORTRAN 77 counterparts. For general conventions applied to skip redundant or restorable arguments, see [Fortran 95 Interface Conventions](#).

Specific details for the routine *gelss* interface are the following:

<i>a</i>	Holds the matrix <i>A</i> of size (<i>m</i> , <i>n</i>).
<i>b</i>	Holds the matrix of size $\max(m, n)$ -by- <i>nrhs</i> . On entry, contains the <i>m</i> -by- <i>nrhs</i> right hand side matrix <i>B</i> , On exit, overwritten by the <i>n</i> -by- <i>nrhs</i> solution matrix <i>X</i> .
<i>s</i>	Holds the vector of length $\min(m, n)$.
<i>rcond</i>	Default value for this element is $rcond = 100 * \text{EPSILON}(1.0_WP)$.

Application Notes

For real flavors:

$$lwork \geq 3 * \min(m, n) + \max(2 * \min(m, n), \max(m, n), nrhs)$$

For complex flavors:

$$lwork \geq 2 * \min(m, n) + \max(m, n, nrhs)$$

For good performance, *lwork* should generally be larger.

If you are in doubt how much workspace to supply, use a generous value of *lwork* for the first run or set *lwork* = -1.

If you choose the first option and set any of admissible *lwork* sizes, which is no less than the minimal value described, the routine completes the task, though probably not so fast as with a recommended workspace, and provides the recommended workspace in the first element of the corresponding array *work* on exit. Use this value (*work*(1)) for subsequent runs.

If you set *lwork* = -1, the routine returns immediately and provides the recommended workspace in the first element of the corresponding array (*work*). This operation is called a workspace query.

Note that if you set *lwork* to less than the minimal required value and not -1, the routine returns immediately with an error exit and does not provide any information on the recommended workspace.

?gelsd

Computes the minimum-norm solution to a linear least squares problem using the singular value decomposition of A and a divide and conquer method.

Syntax

FORTRAN 77:

```
call sgelsd(m, n, nrhs, a, lda, b, ldb, s, rcond, rank, work, lwork, iwork,
info)

call dgelsd(m, n, nrhs, a, lda, b, ldb, s, rcond, rank, work, lwork, iwork,
info)
```

```
call cgelsd(m, n, nrhs, a, lda, b, ldb, s, rcond, rank, work, lwork, rwork,
iwork, info)
```

```
call zgelsd(m, n, nrhs, a, lda, b, ldb, s, rcond, rank, work, lwork, rwork,
iwork, info)
```

Fortran 95:

```
call gelsd(a, b [,rank] [,s] [,rcond] [,info])
```

Description

This routine is declared in `mkl_lapack.fi` for FORTRAN 77 interface, in `lapack.f90` for Fortran 95 interface, and in `mkl_lapack.h` for C interface.

The routine computes the minimum-norm solution to a real linear least squares problem:

minimize $\|b - A \cdot x\|_2$

using the singular value decomposition (SVD) of A . A is an m -by- n matrix which may be rank-deficient.

Several right hand side vectors b and solution vectors x can be handled in a single call; they are stored as the columns of the m -by- $nrhs$ right hand side matrix B and the n -by- $nrhs$ solution matrix X .

The problem is solved in three steps:

1. Reduce the coefficient matrix A to bidiagonal form with Householder transformations, reducing the original problem into a "bidiagonal least squares problem" (BLS).
2. Solve the BLS using a divide and conquer approach.
3. Apply back all the Householder transformations to solve the original least squares problem.

The effective rank of A is determined by treating as zero those singular values which are less than $rcond$ times the largest singular value.

The routine uses auxiliary routines [?lals0](#) and [?lalsa](#).

Input Parameters

m	INTEGER. The number of rows of the matrix A ($m \geq 0$).
n	INTEGER. The number of columns of the matrix A ($n \geq 0$).

<i>nrhs</i>	INTEGER. The number of right-hand sides; the number of columns in <i>B</i> (<i>nrhs</i> ≥ 0).
<i>a</i> , <i>b</i> , <i>work</i>	REAL for <i>sgelsd</i> DOUBLE PRECISION for <i>dgelsd</i> COMPLEX for <i>cgelsd</i> DOUBLE COMPLEX for <i>zgelsd</i> . Arrays: <i>a</i> (<i>lda</i> ,*) contains the <i>m</i> -by- <i>n</i> matrix <i>A</i> . The second dimension of <i>a</i> must be at least max(1, <i>n</i>). <i>b</i> (<i>ldb</i> ,*) contains the <i>m</i> -by- <i>nrhs</i> right hand side matrix <i>B</i> . The second dimension of <i>b</i> must be at least max(1, <i>nrhs</i>). <i>work</i> is a workspace array, its dimension max(1, <i>lwork</i>).
<i>lda</i>	INTEGER. The first dimension of <i>a</i> ; at least max(1, <i>m</i>).
<i>ldb</i>	INTEGER. The first dimension of <i>b</i> ; must be at least max(1, <i>m</i> , <i>n</i>).
<i>rcond</i>	REAL for single-precision flavors DOUBLE PRECISION for double-precision flavors. <i>rcond</i> is used to determine the effective rank of <i>A</i> . Singular values <i>s</i> (<i>i</i>) ≤ <i>rcond</i> * <i>s</i> (1) are treated as zero. If <i>rcond</i> ≤ 0, machine precision is used instead.
<i>lwork</i>	INTEGER. The size of the <i>work</i> array; <i>lwork</i> ≥ 1. If <i>lwork</i> = -1, then a workspace query is assumed; the routine only calculates the optimal size of the array <i>work</i> and the minimum sizes of the arrays <i>rwork</i> and <i>iwork</i> , and returns these values as the first entries of the <i>work</i> , <i>rwork</i> and <i>iwork</i> arrays, and no error message related to <i>lwork</i> is issued by xerbla . See <i>Application Notes</i> for the suggested value of <i>lwork</i> .
<i>iwork</i>	INTEGER. Workspace array. See <i>Application Notes</i> for the suggested dimension of <i>iwork</i> .
<i>rwork</i>	REAL for <i>cgelsd</i> DOUBLE PRECISION for <i>zgelsd</i> . Workspace array, used in complex flavors only. See <i>Application Notes</i> for the suggested dimension of <i>rwork</i> .

Output Parameters

<i>a</i>	On exit, <i>A</i> has been overwritten.
<i>b</i>	Overwritten by the <i>n</i> -by- <i>nrhs</i> solution matrix <i>X</i> . If $m \geq n$ and $rank = n$, the residual sum-of-squares for the solution in the <i>i</i> -th column is given by the sum of squares of modulus of elements $n+1:m$ in that column.
<i>s</i>	REAL for single precision flavors DOUBLE PRECISION for double precision flavors. Array, DIMENSION at least $\max(1, \min(m, n))$. The singular values of <i>A</i> in decreasing order. The condition number of <i>A</i> in the 2-norm is $k^2(A) = s(1) / s(\min(m, n)).$
<i>rank</i>	INTEGER. The effective rank of <i>A</i> , that is, the number of singular values which are greater than $rcond * s(1)$.
<i>work</i> (1)	If <i>info</i> = 0, on exit, <i>work</i> (1) contains the minimum value of <i>lwork</i> required for optimum performance. Use this <i>lwork</i> for subsequent runs.
<i>rwork</i> (1)	If <i>info</i> = 0, on exit, <i>rwork</i> (1) returns the minimum size of the workspace array <i>iwork</i> required for optimum performance.
<i>iwork</i> (1)	If <i>info</i> = 0, on exit, <i>iwork</i> (1) returns the minimum size of the workspace array <i>iwork</i> required for optimum performance.
<i>info</i>	INTEGER. If <i>info</i> = 0, the execution is successful. If <i>info</i> = - <i>i</i> , the <i>i</i> -th parameter had an illegal value. If <i>info</i> = <i>i</i> , then the algorithm for computing the SVD failed to converge; <i>i</i> indicates the number of off-diagonal elements of an intermediate bidiagonal form that did not converge to zero.

Fortran 95 Interface Notes

Routines in Fortran 95 interface have fewer arguments in the calling sequence than their FORTRAN 77 counterparts. For general conventions applied to skip redundant or restorable arguments, see [Fortran 95 Interface Conventions](#).

Specific details for the routine `gelsd` interface are the following:

<i>a</i>	Holds the matrix <i>A</i> of size (m, n) .
<i>b</i>	Holds the matrix of size $\max(m, n)$ -by- <i>nrhs</i> . On entry, contains the <i>m</i> -by- <i>nrhs</i> right hand side matrix <i>B</i> , On exit, overwritten by the <i>n</i> -by- <i>nrhs</i> solution matrix <i>X</i> .
<i>s</i>	Holds the vector of length $\min(m, n)$.
<i>rcond</i>	Default value for this element is <code>rcond = 100*EPSILON(1.0_WP)</code> .

Application Notes

The divide and conquer algorithm makes very mild assumptions about floating point arithmetic. It will work on machines with a guard digit in add/subtract. It could conceivably fail on hexadecimal or decimal machines without guard digits, but we know of none.

The exact minimum amount of workspace needed depends on *m*, *n* and *nrhs*. The size *lwork* of the workspace array *work* must be as given below.

For real flavors:

If $m \geq n$,

$$lwork \geq 12n + 2n*smlsiz + 8n*nlvl + n*nrhs + (smlsiz+1)^2;$$

If $m < n$,

$$lwork \geq 12m + 2m*smlsiz + 8m*nlvl + m*nrhs + (smlsiz+1)^2;$$

For complex flavors:

If $m \geq n$,

$$lwork < 2n + n*nrhs;$$

If $m < n$,

$$lwork \geq 2m + m*nrhs;$$

where *smlsiz* is returned by `ilaenv` and is equal to the maximum size of the subproblems at the bottom of the computation tree (usually about 25), and

$$nlvl = \text{INT}(\log_2(\min(m, n)/(smlsiz+1))) + 1.$$

For good performance, *lwork* should generally be larger.

If you are in doubt how much workspace to supply, use a generous value of `lwork` for the first run or set `lwork = -1`.

If you choose the first option and set any of admissible `lwork` sizes, which is no less than the minimal value described, the routine completes the task, though probably not so fast as with a recommended workspace, and provides the recommended workspace in the first element of the corresponding array `work` on exit. Use this value (`work(1)`) for subsequent runs.

If you set `lwork = -1`, the routine returns immediately and provides the recommended workspace in the first element of the corresponding array (`work`). This operation is called a workspace query.

Note that if you set `lwork` to less than the minimal required value and not -1, the routine returns immediately with an error exit and does not provide any information on the recommended workspace.

The dimension of the workspace array `iwork` must be at least

$$3*\min(m, n)*nlvl + 11*\min(m, n).$$

The dimension of the workspace array `iwork` (for complex flavors) must be at least `max(1, lrwork)`.

$$lrwork \geq 10n + 2n*smlsiz + 8n*nlvl + 3*smlsiz*nrhs + (smlsiz+1)^2 \text{ if } m \geq n, \text{ and}$$

$$lrwork \geq 10m + 2m*smlsiz + 8m*nlvl + 3*smlsiz*nrhs + (smlsiz+1)^2 \text{ if } m < n.$$

Generalized LLS Problems

This section describes LAPACK driver routines used for solving generalized linear least squares problems. [Table 4-9](#) lists all such routines for FORTRAN 77 interface. Respective routine names in Fortran 95 interface are without the first symbol (see [Routine Naming Conventions](#)).

Table 4-9 Driver Routines for Solving Generalized LLS Problems

Routine Name	Operation performed
?gglse	Solves the linear equality-constrained least squares problem using a generalized RQ factorization.
?ggglm	Solves a general Gauss-Markov linear model problem using a generalized QR factorization.

sgglse

Solves the linear equality-constrained least squares problem using a generalized RQ factorization.

Syntax

FORTRAN 77:

```
call sgglse(m, n, p, a, lda, b, ldb, c, d, x, work, lwork, info)
call dgglse(m, n, p, a, lda, b, ldb, c, d, x, work, lwork, info)
call cgglse(m, n, p, a, lda, b, ldb, c, d, x, work, lwork, info)
call zgglse(m, n, p, a, lda, b, ldb, c, d, x, work, lwork, info)
```

Fortran 95:

```
call gglse(a, b, c, d, x [,info])
```

Description

This routine is declared in `mkl_lapack.fi` for FORTRAN 77 interface, in `lapack.f90` for Fortran 95 interface, and in `mkl_lapack.h` for C interface.

The routine solves the linear equality-constrained least squares (LSE) problem:

minimize $\|c - A*x\|^2$ subject to $B*x = d$

where A is an m -by- n matrix, B is a p -by- n matrix, c is a given m -vector, and d is a given p -vector.

It is assumed that $p \leq n \leq m+p$, and

$$\text{rank}(B) = p \text{ and } \text{rank} \begin{pmatrix} A \\ B \end{pmatrix} = n.$$

These conditions ensure that the LSE problem has a unique solution, which is obtained using a generalized RQ factorization of the matrices (B, A) given by

$$B = \begin{pmatrix} 0 & R \end{pmatrix} * Q, \quad A = Z * T * Q$$

Input Parameters

<i>m</i>	INTEGER. The number of rows of the matrix <i>A</i> ($m \geq 0$).
<i>n</i>	INTEGER. The number of columns of the matrices <i>A</i> and <i>B</i> ($n \geq 0$).
<i>p</i>	INTEGER. The number of rows of the matrix <i>B</i> ($0 \leq p \leq n \leq m+p$).
<i>a, b, c, d, work</i>	<p>REAL for sgglse DOUBLE PRECISION for dgglse COMPLEX for cgglse DOUBLE COMPLEX for zgglse.</p> <p>Arrays: <i>a(lda,*)</i> contains the <i>m</i>-by-<i>n</i> matrix <i>A</i>. The second dimension of <i>a</i> must be at least $\max(1, n)$. <i>b(ldb,*)</i> contains the <i>p</i>-by-<i>n</i> matrix <i>B</i>. The second dimension of <i>b</i> must be at least $\max(1, n)$. <i>c(*)</i>, dimension at least $\max(1, m)$, contains the right hand side vector for the least squares part of the LSE problem. <i>d(*)</i>, dimension at least $\max(1, p)$, contains the right hand side vector for the constrained equation. <i>work</i> is a workspace array, its dimension $\max(1, lwork)$.</p>
<i>lda</i>	INTEGER. The first dimension of <i>a</i> ; at least $\max(1, m)$.
<i>ldb</i>	INTEGER. The first dimension of <i>b</i> ; at least $\max(1, p)$.
<i>lwork</i>	<p>INTEGER. The size of the <i>work</i> array; $lwork \geq \max(1, m+n+p)$. If <i>lwork</i> = -1, then a workspace query is assumed; the routine only calculates the optimal size of the <i>work</i> array, returns this value as the first entry of the <i>work</i> array, and no error message related to <i>lwork</i> is issued by xerbla. See <i>Application Notes</i> for the suggested value of <i>lwork</i>.</p>

Output Parameters

<i>x</i>	<p>REAL for sgglse DOUBLE PRECISION for dgglse COMPLEX for cgglse</p>
----------	---

	DOUBLE COMPLEX for <code>zgglse</code> .
	Array, DIMENSION at least $\max(1, n)$. On exit, contains the solution of the LSE problem.
<i>a</i>	On exit, the elements on and above the diagonal of the array contain the $\min(m, n)$ -by- n upper trapezoidal matrix T .
<i>b</i>	On exit, the upper triangle of the subarray $b(1:p, n-p+1:n)$ contains the p -by- p upper triangular matrix R .
<i>d</i>	On exit, <i>d</i> is destroyed.
<i>c</i>	On exit, the residual sum-of-squares for the solution is given by the sum of squares of elements $n-p+1$ to m of vector <i>c</i> .
<i>work</i> (1)	If <i>info</i> = 0, on exit, <i>work</i> (1) contains the minimum value of <i>lwork</i> required for optimum performance. Use this <i>lwork</i> for subsequent runs.
<i>info</i>	INTEGER. If <i>info</i> = 0, the execution is successful. If <i>info</i> = - <i>i</i> , the <i>i</i> -th parameter had an illegal value. If <i>info</i> = 1, the upper triangular factor R associated with B in the generalized RQ factorization of the pair (B, A) is singular, so that $\text{rank}(B) < P$; the least squares solution could not be computed. If <i>info</i> = 2, the $(n-p)$ -by- $(n-p)$ part of the upper trapezoidal factor T associated with A in the generalized RQ factorization of the pair (B, A) is singular, so that

$$\text{rank} \begin{pmatrix} A \\ B \end{pmatrix} < n$$

; the least squares solution could not be computed.

Fortran 95 Interface Notes

Routines in Fortran 95 interface have fewer arguments in the calling sequence than their FORTRAN 77 counterparts. For general conventions applied to skip redundant or restorable arguments, see [Fortran 95 Interface Conventions](#).

Specific details for the routine `gglsse` interface are the following:

a	Holds the matrix A of size (m, n) .
b	Holds the matrix B of size (p, n) .
c	Holds the vector of length (m) .
d	Holds the vector of length (p) .
x	Holds the vector of length n .

Application Notes

For optimum performance, use

$$lwork \geq p + \min(m, n) + \max(m, n) * nb,$$

where nb is an upper bound for the optimal blocksizes for ?geqrf, ?gerqf, ?ormqr/?unmqr and ?ormrq/?unmrq.

You may set $lwork$ to -1. The routine returns immediately and provides the recommended workspace in the first element of the corresponding array ($work$). This operation is called a workspace query.

Note that if you set $lwork$ to less than the minimal required value and not -1, the routine returns immediately with an error exit and does not provide any information on the recommended workspace.

?ggglm

Solves a general Gauss-Markov linear model problem using a generalized QR factorization.

Syntax

FORTRAN 77:

```
call sggglm(n, m, p, a, lda, b, ldb, d, x, y, work, lwork, info)
call dggglm(n, m, p, a, lda, b, ldb, d, x, y, work, lwork, info)
call cggglm(n, m, p, a, lda, b, ldb, d, x, y, work, lwork, info)
call zggglm(n, m, p, a, lda, b, ldb, d, x, y, work, lwork, info)
```

Fortran 95:

```
call ggglm(a, b, d, x, y [,info])
```


Description

This routine is declared in `mkl_lapack.fi` for FORTRAN 77 interface, in `lapack.f90` for Fortran 95 interface, and in `mkl_lapack.h` for C interface.

The routine solves a general Gauss-Markov linear model (GLM) problem:

$$\text{minimize}_x ||y||_2 \text{ subject to } d = A*x + B*y$$

where A is an n -by- m matrix, B is an n -by- p matrix, and d is a given n -vector. It is assumed that $m \leq n \leq m+p$, and $\text{rank}(A) = m$ and $\text{rank}(A \ B) = n$.

Under these assumptions, the constrained equation is always consistent, and there is a unique solution x and a minimal 2-norm solution y , which is obtained using a generalized QR factorization of the matrices $(A, \ B)$ given by

$$A = Q \begin{pmatrix} R \\ 0 \end{pmatrix}; \quad B = Q * T * Z.$$

In particular, if matrix B is square nonsingular, then the problem GLM is equivalent to the following weighted linear least squares problem

$$\text{minimize}_x ||B^{-1}(d-A*x)||_2.$$

Input Parameters

n	INTEGER. The number of rows of the matrices A and B ($n \geq 0$).
m	INTEGER. The number of columns in A ($m \geq 0$).
p	INTEGER. The number of columns in B ($p \geq n - m$).
$a, b, d, work$	REAL for <code>sggglm</code> DOUBLE PRECISION for <code>dggglm</code> COMPLEX for <code>cggglm</code> DOUBLE COMPLEX for <code>zggglm</code> . Arrays: $a(lda,*)$ contains the n -by- m matrix A . The second dimension of a must be at least $\max(1, m)$. $b(lb,*)$ contains the n -by- p matrix B .

The second dimension of b must be at least $\max(1, p)$.
 $d(*)$, dimension at least $\max(1, n)$, contains the left hand side of the GLM equation.
 $work$ is a workspace array, its dimension $\max(1, lwork)$.
lda INTEGER. The first dimension of a ; at least $\max(1, n)$.
ldb INTEGER. The first dimension of b ; at least $\max(1, n)$.
lwork INTEGER. The size of the $work$ array; $lwork \geq \max(1, n+m+p)$.
 If $lwork = -1$, then a workspace query is assumed; the routine only calculates the optimal size of the $work$ array, returns this value as the first entry of the $work$ array, and no error message related to $lwork$ is issued by [xerbla](#).
 See *Application Notes* for the suggested value of $lwork$.

Output Parameters

x, y REAL for sggglm
 DOUBLE PRECISION for dggglm
 COMPLEX for cggglm
 DOUBLE COMPLEX for zggglm.
 Arrays $x(*)$, $y(*)$. DIMENSION at least $\max(1, m)$ for x and at least $\max(1, p)$ for y .
 On exit, x and y are the solutions of the GLM problem.

a On exit, the upper triangular part of the array a contains the m -by- m upper triangular matrix R .

b On exit, if $n \leq p$, the upper triangle of the subarray $b(1:n, p-n+1:p)$ contains the n -by- n upper triangular matrix T ; if $n > p$, the elements on and above the $(n-p)$ -th subdiagonal contain the n -by- p upper trapezoidal matrix T .

d On exit, d is destroyed

$work(1)$ If $info = 0$, on exit, $work(1)$ contains the minimum value of $lwork$ required for optimum performance.

$info$ INTEGER.
 If $info = 0$, the execution is successful.
 If $info = -i$, the i -th parameter had an illegal value.

If $info = 1$, the upper triangular factor R associated with A in the generalized QR factorization of the pair (A, B) is singular, so that $rank(A) < m$; the least squares solution could not be computed.

If $info = 2$, the bottom $(n-m)$ -by- $(n-m)$ part of the upper trapezoidal factor T associated with B in the generalized QR factorization of the pair (A, B) is singular, so that $rank(A, B) < n$; the least squares solution could not be computed.

Fortran 95 Interface Notes

Routines in Fortran 95 interface have fewer arguments in the calling sequence than their FORTRAN 77 counterparts. For general conventions applied to skip redundant or restorable arguments, see [Fortran 95 Interface Conventions](#).

Specific details for the routine `ggglm` interface are the following:

a	Holds the matrix A of size (n, m) .
b	Holds the matrix B of size (n, p) .
d	Holds the vector of length n .
x	Holds the vector of length (m) .
y	Holds the vector of length (p) .

Application Notes

For optimum performance, use

$$lwork \geq m + \min(n, p) + \max(n, p) * nb,$$

where nb is an upper bound for the optimal blocksizes for `?geqrf`, `?gerqf`, `?ormqr`/`?unmqr` and `?ormrq`/`?unmrq`.

You may set `lwork` to -1. The routine returns immediately and provides the recommended workspace in the first element of the corresponding array (`work`). This operation is called a workspace query.

Note that if you set `lwork` to less than the minimal required value and not -1, the routine returns immediately with an error exit and does not provide any information on the recommended workspace.

Symmetric Eigenproblems

This section describes LAPACK driver routines used for solving symmetric eigenvalue problems. See also computational routines [computational routines](#) that can be called to solve these problems. [Table 4-10](#) lists all such driver routines for FORTRAN 77 interface. Respective routine names in Fortran 95 interface are without the first symbol (see [Routine Naming Conventions](#)).

Table 4-10 Driver Routines for Solving Symmetric Eigenproblems

Routine Name	Operation performed
?syev / ?heev	Computes all eigenvalues and, optionally, eigenvectors of a real symmetric / Hermitian matrix.
?syevd / ?heevd	Computes all eigenvalues and (optionally) all eigenvectors of a real symmetric / Hermitian matrix using divide and conquer algorithm.
?syevx / ?heevx	Computes selected eigenvalues and, optionally, eigenvectors of a symmetric / Hermitian matrix.
?syevr / ?heevr	Computes selected eigenvalues and, optionally, eigenvectors of a real symmetric / Hermitian matrix using the Relatively Robust Representations.
?spev / ?hpev	Computes all eigenvalues and, optionally, eigenvectors of a real symmetric / Hermitian matrix in packed storage.
?spevd / ?hpevd	Uses divide and conquer algorithm to compute all eigenvalues and (optionally) all eigenvectors of a real symmetric / Hermitian matrix held in packed storage.
?spevx / ?hpevx	Computes selected eigenvalues and, optionally, eigenvectors of a real symmetric / Hermitian matrix in packed storage.
?sbev / ?hbев	Computes all eigenvalues and, optionally, eigenvectors of a real symmetric / Hermitian band matrix.
?sbevd / ?hbevd	Computes all eigenvalues and (optionally) all eigenvectors of a real symmetric / Hermitian band matrix using divide and conquer algorithm.
?sbevx / ?hbevx	Computes selected eigenvalues and, optionally, eigenvectors of a real symmetric / Hermitian band matrix.

Routine Name	Operation performed
?stev	Computes all eigenvalues and, optionally, eigenvectors of a real symmetric tridiagonal matrix.
?stevd	Computes all eigenvalues and (optionally) all eigenvectors of a real symmetric tridiagonal matrix using divide and conquer algorithm.
?stevx	Computes selected eigenvalues and eigenvectors of a real symmetric tridiagonal matrix.
?stevr	Computes selected eigenvalues and, optionally, eigenvectors of a real symmetric tridiagonal matrix using the Relatively Robust Representations.

[?syev](#)

Computes all eigenvalues and, optionally, eigenvectors of a real symmetric matrix.

Syntax

FORTRAN 77:

```
call ssyev(jobz, uplo, n, a, lda, w, work, lwork, info)
call dsyev(jobz, uplo, n, a, lda, w, work, lwork, info)
```

Fortran 95:

```
call syev(a, w [,jobz] [,uplo] [,info])
```

Description

This routine is declared in `mkl_lapack.fi` for FORTRAN 77 interface, in `lapack.f90` for Fortran 95 interface, and in `mkl_lapack.h` for C interface.

The routine computes all eigenvalues and, optionally, eigenvectors of a real symmetric matrix *A*.

Note that for most cases of real symmetric eigenvalue problems the default choice should be [?syevr](#) function as its underlying algorithm is faster and uses less workspace.

Input Parameters

<i>jobz</i>	<p>CHARACTER*1. Must be 'N' or 'V'.</p> <p>If <i>jobz</i> = 'N', then only eigenvalues are computed.</p> <p>If <i>jobz</i> = 'V', then eigenvalues and eigenvectors are computed.</p>
<i>uplo</i>	<p>CHARACTER*1. Must be 'U' or 'L'.</p> <p>If <i>uplo</i> = 'U', <i>a</i> stores the upper triangular part of <i>A</i>.</p> <p>If <i>uplo</i> = 'L', <i>a</i> stores the lower triangular part of <i>A</i>.</p>
<i>n</i>	<p>INTEGER. The order of the matrix <i>A</i> ($n \geq 0$).</p>
<i>a, work</i>	<p>REAL for ssyev</p> <p>DOUBLE PRECISION for dsyev</p> <p>Arrays:</p> <p><i>a</i>(<i>lda</i>,*) is an array containing either upper or lower triangular part of the symmetric matrix <i>A</i>, as specified by <i>uplo</i>.</p> <p>The second dimension of <i>a</i> must be at least $\max(1, n)$.</p> <p><i>work</i> is a workspace array, its dimension $\max(1, lwork)$.</p>
<i>lda</i>	<p>INTEGER. The first dimension of the array <i>a</i>.</p> <p>Must be at least $\max(1, n)$.</p>
<i>lwork</i>	<p>INTEGER.</p> <p>The dimension of the array <i>work</i>.</p> <p>Constraint: $lwork \geq \max(1, 3n-1)$.</p> <p>If <i>lwork</i> = -1, then a workspace query is assumed; the routine only calculates the optimal size of the <i>work</i> array, returns this value as the first entry of the <i>work</i> array, and no error message related to <i>lwork</i> is issued by xerbla.</p> <p>See <i>Application Notes</i> for the suggested value of <i>lwork</i>.</p>

Output Parameters

<i>a</i>	<p>On exit, if <i>jobz</i> = 'V', then if <i>info</i> = 0, array <i>a</i> contains the orthonormal eigenvectors of the matrix <i>A</i>.</p> <p>If <i>jobz</i> = 'N', then on exit the lower triangle (if <i>uplo</i> = 'L') or the upper triangle (if <i>uplo</i> = 'U') of <i>A</i>, including the diagonal, is overwritten.</p>
<i>w</i>	<p>REAL for ssyev</p>

DOUBLE PRECISION for `dsyev`
 Array, DIMENSION at least $\max(1, n)$.
 If `info` = 0, contains the eigenvalues of the matrix *A* in ascending order.

`work(1)` On exit, if `lwork` > 0, then `work(1)` returns the required minimal size of `lwork`.

`info` INTEGER.
 If `info` = 0, the execution is successful.
 If `info` = $-i$, the i -th parameter had an illegal value.
 If `info` = i , then the algorithm failed to converge; i indicates the number of elements of an intermediate tridiagonal form which did not converge to zero.

Fortran 95 Interface Notes

Routines in Fortran 95 interface have fewer arguments in the calling sequence than their FORTRAN 77 counterparts. For general conventions applied to skip redundant or restorable arguments, see [Fortran 95 Interface Conventions](#).

Specific details for the routine `syev` interface are the following:

<code>a</code>	Holds the matrix <i>A</i> of size (n, n) .
<code>w</code>	Holds the vector of length n .
<code>job</code>	Must be 'N' or 'V'. The default value is 'N'.
<code>uplo</code>	Must be 'U' or 'L'. The default value is 'U'.

Application Notes

For optimum performance set `lwork` $\geq (nb+2) * n$, where `nb` is the blocksize for `?sytrd` returned by `ilaenv`.

If you are in doubt how much workspace to supply, use a generous value of `lwork` for the first run or set `lwork` = -1.

If you choose the first option and set any of admissible `lwork` sizes, which is no less than the minimal value described, the routine completes the task, though probably not so fast as with a recommended workspace, and provides the recommended workspace in the first element of the corresponding array `work` on exit. Use this value (`work(1)`) for subsequent runs.

If you set `lwork = -1`, the routine returns immediately and provides the recommended workspace in the first element of the corresponding array (`work`). This operation is called a workspace query.

Note that if you set `lwork` to less than the minimal required value and not -1, the routine returns immediately with an error exit and does not provide any information on the recommended workspace.

If it is not clear how much workspace to supply, use a generous value of `lwork` for the first run, or set `lwork = -1`.

If `lwork` has any of admissible sizes, which is no less than the minimal value described, then the routine completes the task, though probably not so fast as with a recommended workspace, and provides the recommended workspace in the first element of the corresponding array on exit. Use this value (`work(1)`) for subsequent runs.

If `lwork = -1`, then the routine returns immediately and provides the recommended workspace in the first element of the corresponding array `work`. This operation is called a workspace query.

Note that if `lwork` is less than the minimal required value and is not equal to -1, then the routine returns immediately with an error exit and does not provide any information on the recommended workspace.

cheev

Computes all eigenvalues and, optionally, eigenvectors of a Hermitian matrix.

Syntax

FORTRAN 77:

```
call cheev(jobz, uplo, n, a, lda, w, work, lwork, rwork, info)
call zheev(jobz, uplo, n, a, lda, w, work, lwork, rwork, info)
```

Fortran 95:

```
call heev(a, w [,jobz] [,uplo] [,info])
```

Description

This routine is declared in `mkl_lapack.fi` for FORTRAN 77 interface, in `lapack.f90` for Fortran 95 interface, and in `mkl_lapack.h` for C interface.

The routine computes all eigenvalues and, optionally, eigenvectors of a complex Hermitian matrix A .

Note that for most cases of complex Hermitian eigenvalue problems the default choice should be `?heevr` function as its underlying algorithm is faster and uses less workspace.

Input Parameters

jobz CHARACTER*1. Must be 'N' or 'V'.
 If *jobz* = 'N', then only eigenvalues are computed.
 If *jobz* = 'V', then eigenvalues and eigenvectors are computed.

uplo CHARACTER*1. Must be 'U' or 'L'.
 If *uplo* = 'U', *a* stores the upper triangular part of A .
 If *uplo* = 'L', *a* stores the lower triangular part of A .

n INTEGER. The order of the matrix A ($n \geq 0$).

a, work COMPLEX for `cheev`
 DOUBLE COMPLEX for `zheev`
 Arrays:
a(*lda*,*) is an array containing either upper or lower triangular part of the Hermitian matrix A , as specified by *uplo*.
 The second dimension of *a* must be at least $\max(1, n)$.
work is a workspace array, its dimension $\max(1, lwork)$.

lda INTEGER. The first dimension of the array *a*. Must be at least $\max(1, n)$.

lwork INTEGER.
 The dimension of the array *work*. C
 onstraint: $lwork \geq \max(1, 2n-1)$.
 If *lwork* = -1, then a workspace query is assumed; the routine only calculates the optimal size of the *work* array, returns this value as the first entry of the *work* array, and no error message related to *lwork* is issued by `xerbla`.
 See *Application Notes* for the suggested value of *lwork*.

rwork REAL for `cheev`
 DOUBLE PRECISION for `zheev`.
 Workspace array, DIMENSION at least $\max(1, 3n-2)$.

Output Parameters

<i>a</i>	On exit, if <i>jobz</i> = 'V', then if <i>info</i> = 0, array <i>a</i> contains the orthonormal eigenvectors of the matrix <i>A</i> . If <i>jobz</i> = 'N', then on exit the lower triangle (if <i>uplo</i> = 'L') or the upper triangle (if <i>uplo</i> = 'U') of <i>A</i> , including the diagonal, is overwritten.
<i>w</i>	REAL for cheev DOUBLE PRECISION for zheev Array, DIMENSION at least max(1, <i>n</i>). If <i>info</i> = 0, contains the eigenvalues of the matrix <i>A</i> in ascending order.
<i>work</i> (1)	On exit, if <i>lwork</i> > 0, then <i>work</i> (1) returns the required minimal size of <i>lwork</i> .
<i>info</i>	INTEGER. If <i>info</i> = 0, the execution is successful. If <i>info</i> = - <i>i</i> , the <i>i</i> -th parameter had an illegal value. If <i>info</i> = <i>i</i> , then the algorithm failed to converge; <i>i</i> indicates the number of elements of an intermediate tridiagonal form which did not converge to zero.

Fortran 95 Interface Notes

Routines in Fortran 95 interface have fewer arguments in the calling sequence than their FORTRAN 77 counterparts. For general conventions applied to skip redundant or restorable arguments, see [Fortran 95 Interface Conventions](#).

Specific details for the routine `heev` interface are the following:

<i>a</i>	Holds the matrix <i>A</i> of size (<i>n</i> , <i>n</i>).
<i>w</i>	Holds the vector of length <i>n</i> .
<i>job</i>	Must be 'N' or 'V'. The default value is 'N'.
<i>uplo</i>	Must be 'U' or 'L'. The default value is 'U'.

Application Notes

For optimum performance use

$$lwork \geq (nb+1) * n,$$

where *nb* is the blocksize for `?hetrd` returned by `ilaenv`.

If you are in doubt how much workspace to supply, use a generous value of `lwork` for the first run or set `lwork = -1`.

If you choose the first option and set any of admissible `lwork` sizes, which is no less than the minimal value described, the routine completes the task, though probably not so fast as with a recommended workspace, and provides the recommended workspace in the first element of the corresponding array `work` on exit. Use this value (`work(1)`) for subsequent runs.

If you set `lwork = -1`, the routine returns immediately and provides the recommended workspace in the first element of the corresponding array (`work`). This operation is called a workspace query.

Note that if you set `lwork` to less than the minimal required value and not -1, the routine returns immediately with an error exit and does not provide any information on the recommended workspace.

?syevd

Computes all eigenvalues and (optionally) all eigenvectors of a real symmetric matrix using divide and conquer algorithm.

Syntax

FORTRAN 77:

```
call ssyevd(jobz, uplo, n, a, lda, w, work, lwork, iwork, liwork, info)
call dsyevd(jobz, uplo, n, a, lda, w, work, lwork, iwork, liwork, info)
```

Fortran 95:

```
call syevd(a, w [,jobz] [,uplo] [,info])
```

Description

This routine is declared in `mkl_lapack.fi` for FORTRAN 77 interface, in `lapack.f90` for Fortran 95 interface, and in `mkl_lapack.h` for C interface.

The routine computes all the eigenvalues, and optionally all the eigenvectors, of a real symmetric matrix A . In other words, it can compute the spectral factorization of A as: $A = Z \Lambda Z^T$.

Here Λ is a diagonal matrix whose diagonal elements are the eigenvalues λ_i , and Z is the orthogonal matrix whose columns are the eigenvectors z_i . Thus,

$$A * z_i = \lambda_i * z_i \text{ for } i = 1, 2, \dots, n.$$

If the eigenvectors are requested, then this routine uses a divide and conquer algorithm to compute eigenvalues and eigenvectors. However, if only eigenvalues are required, then it uses the Pal-Walker-Kahan variant of the *QL* or *QR* algorithm.

Note that for most cases of real symmetric eigenvalue problems the default choice should be `?syevr` function as its underlying algorithm is faster and uses less workspace. `?syevd` requires more workspace but is faster in some cases, especially for large matrices.

Input Parameters

<i>jobz</i>	<p>CHARACTER*1. Must be 'N' or 'V'.</p> <p>If <i>jobz</i> = 'N', then only eigenvalues are computed.</p> <p>If <i>jobz</i> = 'V', then eigenvalues and eigenvectors are computed.</p>
<i>uplo</i>	<p>CHARACTER*1. Must be 'U' or 'L'.</p> <p>If <i>uplo</i> = 'U', <i>a</i> stores the upper triangular part of <i>A</i>.</p> <p>If <i>uplo</i> = 'L', <i>a</i> stores the lower triangular part of <i>A</i>.</p>
<i>n</i>	INTEGER. The order of the matrix <i>A</i> ($n \geq 0$).
<i>a</i>	<p>REAL for <code>ssyevd</code></p> <p>DOUBLE PRECISION for <code>dsyevd</code></p> <p>Array, DIMENSION (<i>lda</i>, *).</p> <p><i>a</i>(<i>lda</i>,*) is an array containing either upper or lower triangular part of the symmetric matrix <i>A</i>, as specified by <i>uplo</i>.</p> <p>The second dimension of <i>a</i> must be at least $\max(1, n)$.</p>
<i>lda</i>	<p>INTEGER. The first dimension of the array <i>a</i>.</p> <p>Must be at least $\max(1, n)$.</p>
<i>work</i>	<p>REAL for <code>ssyevd</code></p> <p>DOUBLE PRECISION for <code>dsyevd</code>.</p> <p>Workspace array, DIMENSION at least <i>lwork</i>.</p>
<i>lwork</i>	<p>INTEGER.</p> <p>The dimension of the array <i>work</i>.</p> <p>Constraints:</p> <p>if $n \leq 1$, then $lwork \geq 1$;</p> <p>if <i>jobz</i> = 'N' and $n > 1$, then $lwork \geq 2*n + 1$;</p>

if $jobz = 'V'$ and $n > 1$, then $lwork \geq 2*n^2 + 6*n + 1$.
 If $lwork = -1$, then a workspace query is assumed; the routine only calculates the required sizes of the *work* and *iwork* arrays, returns these values as the first entries of the *work* and *iwork* arrays, and no error message related to *lwork* or *liwork* is issued by [xerbla](#). See *Application Notes* for details.

iwork

INTEGER.

Workspace array, its dimension $\max(1, liwork)$.*liwork*

INTEGER.

The dimension of the array *iwork*.

Constraints:

if $n \leq 1$, then $liwork \geq 1$;if $jobz = 'N'$ and $n > 1$, then $liwork \geq 1$;if $jobz = 'V'$ and $n > 1$, then $liwork \geq 5*n + 3$.

If $liwork = -1$, then a workspace query is assumed; the routine only calculates the required sizes of the *work* and *iwork* arrays, returns these values as the first entries of the *work* and *iwork* arrays, and no error message related to *lwork* or *liwork* is issued by [xerbla](#). See *Application Notes* for details.

Output Parameters

*w*REAL for *ssyevd*DOUBLE PRECISION for *dsyevd*Array, DIMENSION at least $\max(1, n)$.

If $info = 0$, contains the eigenvalues of the matrix *A* in ascending order. See also *info*.

a

If $jobz = 'V'$, then on exit this array is overwritten by the orthogonal matrix *Z* which contains the eigenvectors of *A*.

work(1)

On exit, if $lwork > 0$, then *work*(1) returns the required minimal size of *lwork*.

iwork(1)

On exit, if $liwork > 0$, then *iwork*(1) returns the required minimal size of *liwork*.

info

INTEGER.

If $info = 0$, the execution is successful.
 If $info = i$, then the algorithm failed to converge; i indicates the number of off-diagonal elements of an intermediate tridiagonal form which did not converge to zero.
 If $info = i$, and $jobz = 'V'$, then the algorithm failed to compute an eigenvalue while working on the submatrix lying in rows and columns $info/(n+1)$ through $mod(info, n+1)$.
 If $info = -i$, the i -th parameter had an illegal value.

Fortran 95 Interface Notes

Routines in Fortran 95 interface have fewer arguments in the calling sequence than their FORTRAN 77 counterparts. For general conventions applied to skip redundant or restorable arguments, see [Fortran 95 Interface Conventions](#).

Specific details for the routine `syevd` interface are the following:

<i>a</i>	Holds the matrix <i>A</i> of size (<i>n</i> , <i>n</i>).
<i>w</i>	Holds the vector of length <i>n</i> .
<i>jobz</i>	Must be 'N' or 'V'. The default value is 'N'.
<i>uplo</i>	Must be 'U' or 'L'. The default value is 'U'.

Application Notes

The computed eigenvalues and eigenvectors are exact for a matrix $T+E$ such that $\|E\|_2 = O(\epsilon) * \|T\|_2$, where ϵ is the machine precision.

If it is not clear how much workspace to supply, use a generous value of *lwork* (or *liwork*) for the first run, or set *lwork* = -1 (*liwork* = -1).

If *lwork* (or *liwork*) has any of admissible sizes, which is no less than the minimal value described, then the routine completes the task, though probably not so fast as with a recommended workspace, and provides the recommended workspace in the first element of the corresponding array (*work*, *iwork*) on exit. Use this value (*work*(1), *iwork*(1)) for subsequent runs.

If *lwork* = -1 (*liwork* = -1), then the routine returns immediately and provides the recommended workspace in the first element of the corresponding array (*work*, *iwork*). This operation is called a workspace query.

Note that if `lwork` (`liwork`) is less than the minimal required value and is not equal to -1, then the routine returns immediately with an error exit and does not provide any information on the recommended workspace.

The complex analogue of this routine is [?heevd](#)

?heevd

Computes all eigenvalues and (optionally) all eigenvectors of a complex Hermitian matrix using divide and conquer algorithm.

Syntax

FORTRAN 77:

```
call cheevd(jobz, uplo, n, a, lda, w, work, lwork, rwork, lrwork, iwork,
liwork, info)
```

```
call zheevd(jobz, uplo, n, a, lda, w, work, lwork, rwork, lrwork, iwork,
liwork, info)
```

Fortran 95:

```
call heevd(a, w [,job] [,uplo] [,info])
```

Description

This routine is declared in `mkl_lapack.fi` for FORTRAN 77 interface, in `lapack.f90` for Fortran 95 interface, and in `mkl_lapack.h` for C interface.

The routine computes all the eigenvalues, and optionally all the eigenvectors, of a complex Hermitian matrix A . In other words, it can compute the spectral factorization of A as: $A = Z \Lambda Z^H$.

Here Λ is a real diagonal matrix whose diagonal elements are the eigenvalues λ_i , and Z is the (complex) unitary matrix whose columns are the eigenvectors z_i . Thus,

$$A z_i = \lambda_i z_i \text{ for } i = 1, 2, \dots, n.$$

If the eigenvectors are requested, then this routine uses a divide and conquer algorithm to compute eigenvalues and eigenvectors. However, if only eigenvalues are required, then it uses the Pal-Walker-Kahan variant of the QL or QR algorithm.

Note that for most cases of complex Hermetian eigenvalue problems the default choice should be `?heevr` function as its underlying algorithm is faster and uses less workspace. `?heevd` requires more workspace but is faster in some cases, especially for large matrices.

Input Parameters

<i>jobz</i>	<p>CHARACTER*1. Must be 'N' or 'V'.</p> <p>If <i>jobz</i> = 'N', then only eigenvalues are computed.</p> <p>If <i>jobz</i> = 'V', then eigenvalues and eigenvectors are computed.</p>
<i>uplo</i>	<p>CHARACTER*1. Must be 'U' or 'L'.</p> <p>If <i>uplo</i> = 'U', <i>a</i> stores the upper triangular part of <i>A</i>.</p> <p>If <i>uplo</i> = 'L', <i>a</i> stores the lower triangular part of <i>A</i>.</p>
<i>n</i>	INTEGER. The order of the matrix <i>A</i> ($n \geq 0$).
<i>a</i>	<p>COMPLEX for <code>cheevd</code></p> <p>DOUBLE COMPLEX for <code>zheevd</code></p> <p>Array, DIMENSION (<i>lda</i>, *).</p> <p><i>a</i>(<i>lda</i>,*) is an array containing either upper or lower triangular part of the Hermitian matrix <i>A</i>, as specified by <i>uplo</i>.</p> <p>The second dimension of <i>a</i> must be at least $\max(1, n)$.</p>
<i>lda</i>	INTEGER. The first dimension of the array <i>a</i> . Must be at least $\max(1, n)$.
<i>work</i>	<p>COMPLEX for <code>cheevd</code></p> <p>DOUBLE COMPLEX for <code>zheevd</code>.</p> <p>Workspace array, DIMENSION $\max(1, lwork)$.</p>
<i>lwork</i>	<p>INTEGER.</p> <p>The dimension of the array <i>work</i>. Constraints:</p> <p>if $n \leq 1$, then $lwork \geq 1$;</p> <p>if <i>jobz</i> = 'N' and $n > 1$, then $lwork \geq n+1$;</p> <p>if <i>jobz</i> = 'V' and $n > 1$, then $lwork \geq n^2+2*n$.</p> <p>If <i>lwork</i> = -1, then a workspace query is assumed; the routine only calculates the optimal size of the <i>work</i>, <i>rwork</i> and <i>iwork</i> arrays, returns these values as the first entries</p>

of the *work*, *rwork* and *iwork* arrays, and no error message related to *lwork* or *lrwork* or *liwork* is issued by [xerbla](#). See *Application Notes* for details.

rwork REAL for cheevd
DOUBLE PRECISION for zheevd
Workspace array, DIMENSION at least *lrwork*.

lrwork INTEGER.
The dimension of the array *rwork*. Constraints:
if $n \leq 1$, then $lrwork \geq 1$;
if $job = 'N'$ and $n > 1$, then $lrwork \geq n$;
if $job = 'V'$ and $n > 1$, then $lrwork \geq 2*n^2 + 5*n + 1$.
If $lrwork = -1$, then a workspace query is assumed; the routine only calculates the optimal size of the *work*, *rwork* and *iwork* arrays, returns these values as the first entries of the *work*, *rwork* and *iwork* arrays, and no error message related to *lwork* or *lrwork* or *liwork* is issued by [xerbla](#). See *Application Notes* for details.

iwork INTEGER. Workspace array, its dimension $\max(1, liwork)$.

liwork INTEGER.
The dimension of the array *iwork*. Constraints: if $n \leq 1$, then $liwork \geq 1$;
if $jobz = 'N'$ and $n > 1$, then $liwork \geq 1$;
if $jobz = 'V'$ and $n > 1$, then $liwork \geq 5*n+3$.
If $liwork = -1$, then a workspace query is assumed; the routine only calculates the optimal size of the *work*, *rwork* and *iwork* arrays, returns these values as the first entries of the *work*, *rwork* and *iwork* arrays, and no error message related to *lwork* or *lrwork* or *liwork* is issued by [xerbla](#). See *Application Notes* for details.

Output Parameters

w REAL for cheevd
DOUBLE PRECISION for zheevd
Array, DIMENSION at least $\max(1, n)$.

	If <i>info</i> = 0, contains the eigenvalues of the matrix <i>A</i> in ascending order. See also <i>info</i> .
<i>a</i>	If <i>jobz</i> = 'V', then on exit this array is overwritten by the unitary matrix <i>Z</i> which contains the eigenvectors of <i>A</i> .
<i>work</i> (1)	On exit, if <i>lwork</i> > 0, then the real part of <i>work</i> (1) returns the required minimal size of <i>lwork</i> .
<i>rwork</i> (1)	On exit, if <i>lrwork</i> > 0, then <i>rwork</i> (1) returns the required minimal size of <i>lrwork</i> .
<i>iwork</i> (1)	On exit, if <i>liwork</i> > 0, then <i>iwork</i> (1) returns the required minimal size of <i>liwork</i> .
<i>info</i>	INTEGER. If <i>info</i> = 0, the execution is successful. If <i>info</i> = <i>i</i> , and <i>jobz</i> = 'N', then the algorithm failed to converge; <i>i</i> off-diagonal elements of an intermediate tridiagonal form did not converge to zero; if <i>info</i> = <i>i</i> , and <i>jobz</i> = 'V', then the algorithm failed to compute an eigenvalue while working on the submatrix lying in rows and columns <i>info</i> /(<i>n</i> +1) through mod(<i>info</i> , <i>n</i> +1). If <i>info</i> = - <i>i</i> , the <i>i</i> -th parameter had an illegal value.

Fortran 95 Interface Notes

Routines in Fortran 95 interface have fewer arguments in the calling sequence than their FORTRAN 77 counterparts. For general conventions applied to skip redundant or restorable arguments, see [Fortran 95 Interface Conventions](#).

Specific details for the routine `heevd` interface are the following:

<i>a</i>	Holds the matrix <i>A</i> of size (<i>n</i> , <i>n</i>).
<i>w</i>	Holds the vector of length (<i>n</i>).
<i>jobz</i>	Must be 'N' or 'V'. The default value is 'N'.
<i>uplo</i>	Must be 'U' or 'L'. The default value is 'U'.

Application Notes

The computed eigenvalues and eigenvectors are exact for a matrix $A + E$ such that $\|E\|_2 = O(\epsilon) * \|A\|_2$, where ϵ is the machine precision.

If you are in doubt how much workspace to supply, use a generous value of `lwork` (`liwork` or `lrwork`) for the first run or set `lwork = -1` (`liwork = -1`, `lrwork = -1`).

If you choose the first option and set any of admissible `lwork` (`liwork` or `lrwork`) sizes, which is no less than the minimal value described, the routine completes the task, though probably not so fast as with a recommended workspace, and provides the recommended workspace in the first element of the corresponding array (`work`, `iwork`, `rwork`) on exit. Use this value (`work(1)`, `iwork(1)`, `rwork(1)`) for subsequent runs.

If you set `lwork = -1` (`liwork = -1`, `lrwork = -1`), the routine returns immediately and provides the recommended workspace in the first element of the corresponding array (`work`, `iwork`, `rwork`). This operation is called a workspace query.

Note that if you set `lwork` (`liwork`, `lrwork`) to less than the minimal required value and not `-1`, the routine returns immediately with an error exit and does not provide any information on the recommended workspace.

The real analogue of this routine is [?syevd](#). See also [?hpevd](#) for matrices held in packed storage, and [?hbevd](#) for banded matrices.

?syevx

Computes selected eigenvalues and, optionally, eigenvectors of a symmetric matrix.

Syntax

FORTRAN 77:

```
call ssyevx(jobz, range, uplo, n, a, lda, vl, vu, il, iu, abstol, m, w, z,
ldz, work, lwork, iwork, ifail, info)
```

```
call dsyevx(jobz, range, uplo, n, a, lda, vl, vu, il, iu, abstol, m, w, z,
ldz, work, lwork, iwork, ifail, info)
```

Fortran 95:

```
call syevx(a, w [,uplo] [,z] [,vl] [,vu] [,il] [,iu] [,m] [,ifail] [,abstol]
[,info])
```

Description

This routine is declared in `mkl_lapack.fi` for FORTRAN 77 interface, in `lapack.f90` for Fortran 95 interface, and in `mkl_lapack.h` for C interface.

The routine computes selected eigenvalues and, optionally, eigenvectors of a real symmetric matrix *A*. Eigenvalues and eigenvectors can be selected by specifying either a range of values or a range of indices for the desired eigenvalues.

Note that for most cases of real symmetric eigenvalue problems the default choice should be `?syevr` function as its underlying algorithm is faster and uses less workspace. `?syevx` is faster for a few selected eigenvalues.

Input Parameters

<i>jobz</i>	<p>CHARACTER*1. Must be 'N' or 'V'.</p> <p>If <i>jobz</i> = 'N', then only eigenvalues are computed.</p> <p>If <i>jobz</i> = 'V', then eigenvalues and eigenvectors are computed.</p>
<i>range</i>	<p>CHARACTER*1. Must be 'A', 'V', or 'I'.</p> <p>If <i>range</i> = 'A', all eigenvalues will be found.</p> <p>If <i>range</i> = 'V', all eigenvalues in the half-open interval (<i>vl</i>, <i>vu</i>] will be found.</p> <p>If <i>range</i> = 'I', the eigenvalues with indices <i>il</i> through <i>iu</i> will be found.</p>
<i>uplo</i>	<p>CHARACTER*1. Must be 'U' or 'L'.</p> <p>If <i>uplo</i> = 'U', <i>a</i> stores the upper triangular part of <i>A</i>.</p> <p>If <i>uplo</i> = 'L', <i>a</i> stores the lower triangular part of <i>A</i>.</p>
<i>n</i>	<p>INTEGER. The order of the matrix <i>A</i> ($n \geq 0$).</p>
<i>a, work</i>	<p>REAL for <code>ssyevx</code></p> <p>DOUBLE PRECISION for <code>dsyevx</code>.</p> <p>Arrays:</p> <p><i>a</i>(<i>lda</i>,*) is an array containing either upper or lower triangular part of the symmetric matrix <i>A</i>, as specified by <i>uplo</i>.</p> <p>The second dimension of <i>a</i> must be at least $\max(1, n)$.</p> <p><i>work</i> is a workspace array, its dimension $\max(1, lwork)$.</p>
<i>lda</i>	<p>INTEGER. The first dimension of the array <i>a</i>. Must be at least $\max(1, n)$.</p>
<i>vl, vu</i>	<p>REAL for <code>ssyevx</code></p> <p>DOUBLE PRECISION for <code>dsyevx</code>.</p>

	<p>If $range = 'V'$, the lower and upper bounds of the interval to be searched for eigenvalues; $vl \leq vu$. Not referenced if $range = 'A'$ or $'I'$.</p>
il, iu	<p>INTEGER.</p> <p>If $range = 'I'$, the indices of the smallest and largest eigenvalues to be returned.</p> <p>Constraints: $1 \leq il \leq iu \leq n$, if $n > 0$; $il = 1$ and $iu = 0$, if $n = 0$.</p> <p>Not referenced if $range = 'A'$ or $'V'$.</p>
$abstol$	<p>REAL for <code>ssyevx</code> DOUBLE PRECISION for <code>dsyevx</code>.</p> <p>The absolute error tolerance for the eigenvalues. See <i>Application Notes</i> for more information.</p>
ldz	<p>INTEGER. The first dimension of the output array z; $ldz \geq 1$.</p> <p>If $jobz = 'V'$, then $ldz \geq \max(1, n)$.</p>
$lwork$	<p>INTEGER.</p> <p>The dimension of the array $work$.</p> <p>If $n \leq 1$ then $lwork \geq 1$, otherwise $lwork = 8 * n$.</p> <p>If $lwork = -1$, then a workspace query is assumed; the routine only calculates the optimal size of the $work$ array, returns this value as the first entry of the $work$ array, and no error message related to $lwork$ is issued by <code>xerbla</code>. See <i>Application Notes</i> for the suggested value of $lwork$.</p>
$iwork$	<p>INTEGER. Workspace array, DIMENSION at least $\max(1, 5n)$.</p>

Output Parameters

a	<p>On exit, the lower triangle (if $uplo = 'L'$) or the upper triangle (if $uplo = 'U'$) of A, including the diagonal, is overwritten.</p>
m	<p>INTEGER. The total number of eigenvalues found;</p> <p>$0 \leq m \leq n$.</p> <p>If $range = 'A'$, $m = n$, and if $range = 'I'$, $m = iu - il + 1$.</p>
w	<p>REAL for <code>ssyevx</code></p>

DOUBLE PRECISION for dsyevx
 Array, DIMENSION at least $\max(1, n)$. The first m elements contain the selected eigenvalues of the matrix A in ascending order.

z
 REAL for ssyevx
 DOUBLE PRECISION for dsyevx.
 Array $z(ldz,*)$ contains eigenvectors.
 The second dimension of z must be at least $\max(1, m)$.
 If $jobz = 'V'$, then if $info = 0$, the first m columns of z contain the orthonormal eigenvectors of the matrix A corresponding to the selected eigenvalues, with the i -th column of z holding the eigenvector associated with $w(i)$.
 If an eigenvector fails to converge, then that column of z contains the latest approximation to the eigenvector, and the index of the eigenvector is returned in *ifail*.
 If $jobz = 'N'$, then z is not referenced.
 Note: you must ensure that at least $\max(1, m)$ columns are supplied in the array z ; if $range = 'V'$, the exact value of m is not known in advance and an upper bound must be used.

work(1)
 On exit, if $lwork > 0$, then *work(1)* returns the required minimal size of *lwork*.

ifail
 INTEGER.
 Array, DIMENSION at least $\max(1, n)$.
 If $jobz = 'V'$, then if $info = 0$, the first m elements of *ifail* are zero; if $info > 0$, then *ifail* contains the indices of the eigenvectors that failed to converge.
 If $jobz = 'V'$, then *ifail* is not referenced.

info
 INTEGER.
 If $info = 0$, the execution is successful.
 If $info = -i$, the i -th parameter had an illegal value.
 If $info = i$, then i eigenvectors failed to converge; their indices are stored in the array *ifail*.

Fortran 95 Interface Notes

Routines in Fortran 95 interface have fewer arguments in the calling sequence than their FORTRAN 77 counterparts. For general conventions applied to skip redundant or restorable arguments, see [Fortran 95 Interface Conventions](#).

Specific details for the routine `syevx` interface are the following:

<code>a</code>	Holds the matrix A of size (n, n) .
<code>w</code>	Holds the vector of length n .
<code>a</code>	Holds the matrix A of size (m, n) .
<code>ifail</code>	Holds the vector of length n .
<code>uplo</code>	Must be 'U' or 'L'. The default value is 'U'.
<code>vl</code>	Default value for this element is $vl = -HUGE(vl)$.
<code>vu</code>	Default value for this element is $vu = HUGE(vl)$.
<code>il</code>	Default value for this argument is $il = 1$.
<code>iu</code>	Default value for this argument is $iu = n$.
<code>abstol</code>	Default value for this element is $abstol = 0.0_WP$.
<code>jobz</code>	Restored based on the presence of the argument z as follows: $jobz = 'V'$, if z is present, $jobz = 'N'$, if z is omitted. Note that there will be an error condition if <code>ifail</code> is present and z is omitted.
<code>range</code>	Restored based on the presence of arguments vl, vu, il, iu as follows: $range = 'V'$, if one of or both vl and vu are present, $range = 'I'$, if one of or both il and iu are present, $range = 'A'$, if none of vl, vu, il, iu is present. Note that there will be an error condition if one of or both vl and vu are present and at the same time one of or both il and iu are present.

Application Notes

For optimum performance use $lwork \geq (nb+3)*n$, where nb is the maximum of the blocksize for `?sytrd` and `?ormtr` returned by `ilaenv`.

If it is not clear how much workspace to supply, use a generous value of $lwork$ for the first run or set $lwork = -1$.

If *lwork* has any of admissible sizes, which is no less than the minimal value described, then the routine completes the task, though probably not so fast as with a recommended workspace, and provides the recommended workspace in the first element of the corresponding array *work* on exit. Use this value (*work*(1)) for subsequent runs.

If *lwork* = -1, then the routine returns immediately and provides the recommended workspace in the first element of the corresponding array *work*. This operation is called a workspace query.

Note that if *lwork* is less than the minimal required value and is not equal to -1, then the routine returns immediately with an error exit and does not provide any information on the recommended workspace.

An approximate eigenvalue is accepted as converged when it is determined to lie in an interval [a,b] of width less than or equal to $abstol + \epsilon \cdot \max(|a|, |b|)$, where ϵ is the machine precision.

If *abstol* is less than or equal to zero, then $\epsilon \cdot |T|$ is used as tolerance, where $|T|$ is the 1-norm of the tridiagonal matrix obtained by reducing *A* to tridiagonal form. Eigenvalues are computed most accurately when *abstol* is set to twice the underflow threshold $2 \cdot \text{slamch}('S')$, not zero.

If this routine returns with *info* > 0, indicating that some eigenvectors did not converge, try setting *abstol* to $2 \cdot \text{slamch}('S')$.

?heevx

Computes selected eigenvalues and, optionally, eigenvectors of a Hermitian matrix.

Syntax

FORTRAN 77:

```
call cheevx(jobz, range, uplo, n, a, lda, vl, vu, il, iu, abstol, m, w, z,
ldz, work, lwork, rwork, iwork, ifail, info)

call zheevx(jobz, range, uplo, n, a, lda, vl, vu, il, iu, abstol, m, w, z,
ldz, work, lwork, rwork, iwork, ifail, info)
```

Fortran 95:

```
call heevx(a, w [,uplo] [,z] [,vl] [,vu] [,il] [,iu] [,m] [,ifail] [,abstol]
[,info])
```


Description

This routine is declared in `mkl_lapack.fi` for FORTRAN 77 interface, in `lapack.f90` for Fortran 95 interface, and in `mkl_lapack.h` for C interface.

The routine computes selected eigenvalues and, optionally, eigenvectors of a complex Hermitian matrix *A*. Eigenvalues and eigenvectors can be selected by specifying either a range of values or a range of indices for the desired eigenvalues.

Note that for most cases of complex Hermitian eigenvalue problems the default choice should be `?heevr` function as its underlying algorithm is faster and uses less workspace. `?heevx` is faster for a few selected eigenvalues.

Input Parameters

<i>jobz</i>	<p>CHARACTER*1. Must be 'N' or 'V'.</p> <p>If <i>jobz</i> = 'N', then only eigenvalues are computed.</p> <p>If <i>jobz</i> = 'V', then eigenvalues and eigenvectors are computed.</p>
<i>range</i>	<p>CHARACTER*1. Must be 'A', 'V', or 'I'.</p> <p>If <i>range</i> = 'A', all eigenvalues will be found.</p> <p>If <i>range</i> = 'V', all eigenvalues in the half-open interval (<i>vl</i>, <i>vu</i>] will be found.</p> <p>If <i>range</i> = 'I', the eigenvalues with indices <i>il</i> through <i>iu</i> will be found.</p>
<i>uplo</i>	<p>CHARACTER*1. Must be 'U' or 'L'.</p> <p>If <i>uplo</i> = 'U', <i>a</i> stores the upper triangular part of <i>A</i>.</p> <p>If <i>uplo</i> = 'L', <i>a</i> stores the lower triangular part of <i>A</i>.</p>
<i>n</i>	<p>INTEGER. The order of the matrix <i>A</i> ($n \geq 0$).</p>
<i>a, work</i>	<p>COMPLEX for <code>cheevx</code></p> <p>DOUBLE COMPLEX for <code>zheevx</code>.</p> <p>Arrays:</p> <p><i>a</i>(<i>lda</i>,*) is an array containing either upper or lower triangular part of the Hermitian matrix <i>A</i>, as specified by <i>uplo</i>.</p> <p>The second dimension of <i>a</i> must be at least $\max(1, n)$.</p> <p><i>work</i> is a workspace array, its dimension $\max(1, lwork)$.</p>
<i>lda</i>	<p>INTEGER. The first dimension of the array <i>a</i>. Must be at least $\max(1, n)$.</p>

<i>vl, vu</i>	<p>REAL for <code>cheevx</code> DOUBLE PRECISION for <code>zheevx</code>. If <i>range</i> = 'V', the lower and upper bounds of the interval to be searched for eigenvalues; $vl \leq vu$. Not referenced if <i>range</i> = 'A' or 'I'.</p>
<i>il, iu</i>	<p>INTEGER. If <i>range</i> = 'I', the indices of the smallest and largest eigenvalues to be returned. Constraints: $1 \leq il \leq iu \leq n$, if $n > 0$; $il = 1$ and $iu = 0$, if $n = 0$. Not referenced if <i>range</i> = 'A' or 'V'.</p>
<i>abstol</i>	<p>REAL for <code>cheevx</code> DOUBLE PRECISION for <code>zheevx</code>. The absolute error tolerance for the eigenvalues. See <i>Application Notes</i> for more information.</p>
<i>ldz</i>	<p>INTEGER. The first dimension of the output array <i>z</i>; $ldz \geq 1$. If <i>jobz</i> = 'V', then $ldz \geq \max(1, n)$.</p>
<i>lwork</i>	<p>INTEGER. The dimension of the array <i>work</i>. $lwork \geq 1$ if $n \leq 1$; otherwise at least $2*n$. If <i>lwork</i> = -1, then a workspace query is assumed; the routine only calculates the optimal size of the <i>work</i> array, returns this value as the first entry of the <i>work</i> array, and no error message related to <i>lwork</i> is issued by <code>xerbla</code>. See <i>Application Notes</i> for the suggested value of <i>lwork</i>.</p>
<i>rwork</i>	<p>REAL for <code>cheevx</code> DOUBLE PRECISION for <code>zheevx</code>. Workspace array, DIMENSION at least $\max(1, 7n)$.</p>
<i>iwork</i>	<p>INTEGER. Workspace array, DIMENSION at least $\max(1, 5n)$.</p>

Output Parameters

<i>a</i>	<p>On exit, the lower triangle (if <i>uplo</i> = 'L') or the upper triangle (if <i>uplo</i> = 'U') of <i>A</i>, including the diagonal, is overwritten.</p>
----------	---

<i>m</i>	<p>INTEGER. The total number of eigenvalues found; $0 \leq m \leq n$.</p> <p>If <i>range</i> = 'A', $m = n$, and if <i>range</i> = 'I', $m = iu-il+1$.</p>
<i>w</i>	<p>REAL for cheevx DOUBLE PRECISION for zheevx</p> <p>Array, DIMENSION at least $\max(1, n)$. The first <i>m</i> elements contain the selected eigenvalues of the matrix <i>A</i> in ascending order.</p>
<i>z</i>	<p>COMPLEX for cheevx DOUBLE COMPLEX for zheevx.</p> <p>Array <i>z</i>(<i>ldz</i>,*) contains eigenvectors. The second dimension of <i>z</i> must be at least $\max(1, m)$. If <i>jobz</i> = 'V', then if <i>info</i> = 0, the first <i>m</i> columns of <i>z</i> contain the orthonormal eigenvectors of the matrix <i>A</i> corresponding to the selected eigenvalues, with the <i>i</i>-th column of <i>z</i> holding the eigenvector associated with <i>w</i>(<i>i</i>). If an eigenvector fails to converge, then that column of <i>z</i> contains the latest approximation to the eigenvector, and the index of the eigenvector is returned in <i>ifail</i>. If <i>jobz</i> = 'N', then <i>z</i> is not referenced. Note: you must ensure that at least $\max(1, m)$ columns are supplied in the array <i>z</i>; if <i>range</i> = 'V', the exact value of <i>m</i> is not known in advance and an upper bound must be used.</p>
<i>work</i> (1)	<p>On exit, if <i>lwork</i> > 0, then <i>work</i>(1) returns the required minimal size of <i>lwork</i>.</p>
<i>ifail</i>	<p>INTEGER.</p> <p>Array, DIMENSION at least $\max(1, n)$. If <i>jobz</i> = 'V', then if <i>info</i> = 0, the first <i>m</i> elements of <i>ifail</i> are zero; if <i>info</i> > 0, then <i>ifail</i> contains the indices of the eigenvectors that failed to converge. If <i>jobz</i> = 'V', then <i>ifail</i> is not referenced.</p>
<i>info</i>	<p>INTEGER.</p> <p>If <i>info</i> = 0, the execution is successful. If <i>info</i> = -<i>i</i>, the <i>i</i>-th parameter had an illegal value. If <i>info</i> = <i>i</i>, then <i>i</i> eigenvectors failed to converge; their indices are stored in the array <i>ifail</i>.</p>

Fortran 95 Interface Notes

Routines in Fortran 95 interface have fewer arguments in the calling sequence than their FORTRAN 77 counterparts. For general conventions applied to skip redundant or restorable arguments, see [Fortran 95 Interface Conventions](#).

Specific details for the routine `heevx` interface are the following:

<i>a</i>	Holds the matrix <i>A</i> of size (n, n) .
<i>w</i>	Holds the vector of length <i>n</i> .
<i>z</i>	Holds the matrix <i>Z</i> of size (n, n) .
<i>ifail</i>	Holds the vector of length <i>n</i> .
<i>uplo</i>	Must be 'U' or 'L'. The default value is 'U'.
<i>vl</i>	Default value for this element is $vl = -HUGE(vl)$.
<i>vu</i>	Default value for this element is $vu = HUGE(vl)$.
<i>il</i>	Default value for this argument is $il = 1$.
<i>iu</i>	Default value for this argument is $iu = n$.
<i>abstol</i>	Default value for this element is $abstol = 0.0_WP$.
<i>jobz</i>	Restored based on the presence of the argument <i>z</i> as follows: <i>jobz</i> = 'V', if <i>z</i> is present, <i>jobz</i> = 'N', if <i>z</i> is omitted. Note that there will be an error condition if <i>ifail</i> is present and <i>z</i> is omitted.
<i>range</i>	Restored based on the presence of arguments <i>vl</i> , <i>vu</i> , <i>il</i> , <i>iu</i> as follows: <i>range</i> = 'V', if one of or both <i>vl</i> and <i>vu</i> are present, <i>range</i> = 'I', if one of or both <i>il</i> and <i>iu</i> are present, <i>range</i> = 'A', if none of <i>vl</i> , <i>vu</i> , <i>il</i> , <i>iu</i> is present. Note that there will be an error condition if one of or both <i>vl</i> and <i>vu</i> are present and at the same time one of or both <i>il</i> and <i>iu</i> are present.

Application Notes

For optimum performance use $lwork \geq (nb+1) * n$, where *nb* is the maximum of the blocksize for `?hetrd` and `?unmtr` returned by `ilaenv`.

If you are in doubt how much workspace to supply, use a generous value of *lwork* for the first run or set $lwork = -1$.

If you choose the first option and set any of admissible *lwork* sizes, which is no less than the minimal value described, the routine completes the task, though probably not so fast as with a recommended workspace, and provides the recommended workspace in the first element of the corresponding array *work* on exit. Use this value (*work*(1)) for subsequent runs.

If you set *lwork* = -1, the routine returns immediately and provides the recommended workspace in the first element of the corresponding array (*work*). This operation is called a workspace query.

Note that if you set *lwork* to less than the minimal required value and not -1, the routine returns immediately with an error exit and does not provide any information on the recommended workspace.

An approximate eigenvalue is accepted as converged when it is determined to lie in an interval $[a,b]$ of width less than or equal to $abstol + \epsilon \max(|a|, |b|)$, where ϵ is the machine precision.

If *abstol* is less than or equal to zero, then $\epsilon * |T|$ will be used in its place, where $|T|$ is the 1-norm of the tridiagonal matrix obtained by reducing *A* to tridiagonal form. Eigenvalues will be computed most accurately when *abstol* is set to twice the underflow threshold $2 * \text{slamch}('S')$, not zero.

If this routine returns with *info* > 0, indicating that some eigenvectors did not converge, try setting *abstol* to $2 * \text{slamch}('S')$.

?syevr

Computes selected eigenvalues and, optionally, eigenvectors of a real symmetric matrix using the Relatively Robust Representations.

Syntax

FORTRAN 77:

```
call ssyevr(jobz, range, uplo, n, a, lda, vl, vu, il, iu, abstol, m, w, z,
ldz, isuppz, work, lwork, iwork, liwork, info)

call dsyevr(jobz, range, uplo, n, a, lda, vl, vu, il, iu, abstol, m, w, z,
ldz, isuppz, work, lwork, iwork, liwork, info)
```

Fortran 95:

```
call syevr(a, w [,uplo] [,z] [,vl] [,vu] [,il] [,iu] [,m] [,isuppz] [,abstol]
[,info])
```

Description

This routine is declared in `mkl_lapack.fi` for FORTRAN 77 interface, in `lapack.f90` for Fortran 95 interface, and in `mkl_lapack.h` for C interface.

The routine computes selected eigenvalues and, optionally, eigenvectors of a real symmetric matrix A . Eigenvalues and eigenvectors can be selected by specifying either a range of values or a range of indices for the desired eigenvalues.

The routine first reduces the matrix A to tridiagonal form T with a call to `?sytrd`. Then, whenever possible, `?syevr` calls `?stemr` to compute the eigenspectrum using Relatively Robust Representations. `?stemr` computes eigenvalues by the *dqds* algorithm, while orthogonal eigenvectors are computed from various “good” $L^*D^*L^T$ representations (also known as Relatively Robust Representations). Gram-Schmidt orthogonalization is avoided as far as possible. More specifically, the various steps of the algorithm are as follows. For the each unreduced block of T :

- a.** Compute $T - \sigma^*I = L^*D^*L^T$, so that L and D define all the wanted eigenvalues to high relative accuracy. This means that small relative changes in the entries of D and L cause only small relative changes in the eigenvalues and eigenvectors. The standard (unfactored) representation of the tridiagonal matrix T does not have this property in general.
- b.** Compute the eigenvalues to suitable accuracy. If the eigenvectors are desired, the algorithm attains full accuracy of the computed eigenvalues only right before the corresponding vectors have to be computed, see Steps c) and d).
- c.** For each cluster of close eigenvalues, select a new shift close to the cluster, find a new factorization, and refine the shifted eigenvalues to suitable accuracy.
- d.** For each eigenvalue with a large enough relative separation, compute the corresponding eigenvector by forming a rank revealing twisted factorization. Go back to Step c) for any clusters that remain.

The desired accuracy of the output can be specified by the input parameter `abstol`.

The routine `?syevr` calls `?stemr` when the full spectrum is requested on machines that conform to the IEEE-754 floating point standard. `?syevr` calls `?stebz` and `?stein` on non-IEEE machines and when partial spectrum requests are made.

Note that `?syevr` is preferable for most cases of real symmetric eigenvalue problems as its underlying algorithm is fast and uses less workspace.

Input Parameters

<i>jobz</i>	<p>CHARACTER*1. Must be 'N' or 'V'.</p> <p>If <i>jobz</i> = 'N', then only eigenvalues are computed.</p> <p>If <i>jobz</i> = 'V', then eigenvalues and eigenvectors are computed.</p>
<i>range</i>	<p>CHARACTER*1. Must be 'A' or 'V' or 'I'.</p> <p>If <i>range</i> = 'A', the routine computes all eigenvalues.</p> <p>If <i>range</i> = 'V', the routine computes eigenvalues $\lambda(i)$ in the half-open interval:</p> $vl < \lambda(i) \leq vu.$ <p>If <i>range</i> = 'I', the routine computes eigenvalues with indices <i>il</i> to <i>iu</i>.</p> <p>For <i>range</i> = 'V' or 'I' and $iu - il < n - 1$, sstebz/dstebz and sstein/dstein are called.</p>
<i>uplo</i>	<p>CHARACTER*1. Must be 'U' or 'L'.</p> <p>If <i>uplo</i> = 'U', <i>a</i> stores the upper triangular part of <i>A</i>.</p> <p>If <i>uplo</i> = 'L', <i>a</i> stores the lower triangular part of <i>A</i>.</p>
<i>n</i>	<p>INTEGER. The order of the matrix <i>A</i> ($n \geq 0$).</p>
<i>a, work</i>	<p>REAL for ssyevr</p> <p>DOUBLE PRECISION for dsyevr.</p> <p>Arrays:</p> <p><i>a</i>(<i>lda</i>,*) is an array containing either upper or lower triangular part of the symmetric matrix <i>A</i>, as specified by <i>uplo</i>.</p> <p>The second dimension of <i>a</i> must be at least $\max(1, n)$.</p> <p><i>work</i> is a workspace array, its dimension $\max(1, lwork)$.</p>
<i>lda</i>	<p>INTEGER. The first dimension of the array <i>a</i>. Must be at least $\max(1, n)$.</p>
<i>vl, vu</i>	<p>REAL for ssyevr</p> <p>DOUBLE PRECISION for dsyevr.</p> <p>If <i>range</i> = 'V', the lower and upper bounds of the interval to be searched for eigenvalues.</p> <p>Constraint: $vl < vu$.</p> <p>If <i>range</i> = 'A' or 'I', <i>vl</i> and <i>vu</i> are not referenced.</p>
<i>il, iu</i>	<p>INTEGER.</p>

	<p>If <i>range</i> = 'I', the indices in ascending order of the smallest and largest eigenvalues to be returned.</p> <p>Constraint:</p> $1 \leq il \leq iu \leq n, \text{ if } n > 0;$ <p><i>il</i>=1 and <i>iu</i>=0, if <i>n</i> = 0.</p> <p>If <i>range</i> = 'A' or 'V', <i>il</i> and <i>iu</i> are not referenced.</p>
<i>abstol</i>	<p>REAL for <i>ssyevr</i> DOUBLE PRECISION for <i>dsyevr</i>. The absolute error tolerance to which each eigenvalue/eigenvector is required.</p> <p>If <i>jobz</i> = 'V', the eigenvalues and eigenvectors output have residual norms bounded by <i>abstol</i>, and the dot products between different eigenvectors are bounded by <i>abstol</i>.</p> <p>If $abstol < n * \epsilon * T$, then $n * \epsilon * T$ is used instead, where ϵ is the machine precision, and T is the 1-norm of the matrix <i>T</i>. The eigenvalues are computed to an accuracy of $\epsilon * T$ irrespective of <i>abstol</i>.</p> <p>If high relative accuracy is important, set <i>abstol</i> to ?lamch('S').</p>
<i>ldz</i>	<p>INTEGER. The leading dimension of the output array <i>z</i>.</p> <p>Constraints:</p> $ldz \geq 1 \text{ and}$ $ldz \geq \max(1, n) \text{ if } jobz = 'V'.$
<i>lwork</i>	<p>INTEGER.</p> <p>The dimension of the array <i>work</i>.</p> <p>Constraint: $lwork \geq \max(1, 26n)$.</p> <p>If <i>lwork</i> = -1, then a workspace query is assumed; the routine only calculates the optimal size of the <i>work</i> array, returns this value as the first entry of the <i>work</i> array, and no error message related to <i>lwork</i> is issued by <i>xerbla</i>. See <i>Application Notes</i> for the suggested value of <i>lwork</i>.</p>
<i>iwork</i>	<p>INTEGER. Workspace array, its dimension $\max(1, liwork)$.</p>
<i>liwork</i>	<p>INTEGER.</p> <p>The dimension of the array <i>iwork</i>, $lwork \geq \max(1, 10n)$.</p>

If $liwork = -1$, then a workspace query is assumed; the routine only calculates the optimal size of the $iwork$ array, returns this value as the first entry of the $iwork$ array, and no error message related to $liwork$ is issued by [xerbla](#).

Output Parameters

a	On exit, the lower triangle (if $uplo = 'L'$) or the upper triangle (if $uplo = 'U'$) of A , including the diagonal, is overwritten.
m	INTEGER. The total number of eigenvalues found, $0 \leq m \leq n$. If $range = 'A'$, $m = n$, and if $range = 'I'$, $m = iu-il+1$.
w, z	REAL for <code>ssyevr</code> DOUBLE PRECISION for <code>dsyevr</code> . Arrays: $w(*)$, DIMENSION at least $\max(1, n)$, contains the selected eigenvalues in ascending order, stored in $w(1)$ to $w(m)$; $z(ldz, *)$, the second dimension of z must be at least $\max(1, m)$. If $jobz = 'V'$, then if $info = 0$, the first m columns of z contain the orthonormal eigenvectors of the matrix T corresponding to the selected eigenvalues, with the i -th column of z holding the eigenvector associated with $w(i)$. If $jobz = 'N'$, then z is not referenced. Note that you must ensure that at least $\max(1, m)$ columns are supplied in the array z ; if $range = 'V'$, the exact value of m is not known in advance and an upper bound must be used.
$isuppz$	INTEGER. Array, DIMENSION at least $2 * \max(1, m)$. The support of the eigenvectors in z , i.e., the indices indicating the nonzero elements in z . The i -th eigenvector is nonzero only in elements $isuppz(2i-1)$ through $isuppz(2i)$. Referenced only if eigenvectors are needed ($jobz = 'V'$) and all eigenvalues are needed, that is, $range = 'A'$ or $range = 'I'$ and $il = 1$ and $iu = n$.

<i>work(1)</i>	On exit, if <i>info</i> = 0, then <i>work(1)</i> returns the required minimal size of <i>lwork</i> .
<i>iwork(1)</i>	On exit, if <i>info</i> = 0, then <i>iwork(1)</i> returns the required minimal size of <i>liwork</i> .
<i>info</i>	INTEGER. If <i>info</i> = 0, the execution is successful. If <i>info</i> = - <i>i</i> , the <i>i</i> -th parameter had an illegal value. If <i>info</i> = <i>i</i> , an internal error has occurred.

Fortran 95 Interface Notes

Routines in Fortran 95 interface have fewer arguments in the calling sequence than their FORTRAN 77 counterparts. For general conventions applied to skip redundant or restorable arguments, see [Fortran 95 Interface Conventions](#).

Specific details for the routine `syevr` interface are the following:

<i>a</i>	Holds the matrix <i>A</i> of size (<i>n</i> , <i>n</i>).
<i>w</i>	Holds the vector of length <i>n</i> .
<i>z</i>	Holds the matrix <i>Z</i> of size (<i>n</i> , <i>n</i>), where the values <i>n</i> and <i>m</i> are significant.
<i>isuppz</i>	Holds the vector of length (2* <i>m</i>), where the values (2* <i>m</i>) are significant.
<i>uplo</i>	Must be 'U' or 'L'. The default value is 'U'.
<i>vl</i>	Default value for this element is <i>vl</i> = -HUGE(<i>vl</i>).
<i>vu</i>	Default value for this element is <i>vu</i> = HUGE(<i>vl</i>).
<i>il</i>	Default value for this argument is <i>il</i> = 1.
<i>iu</i>	Default value for this argument is <i>iu</i> = <i>n</i> .
<i>abstol</i>	Default value for this element is <i>abstol</i> = 0.0_WP.
<i>jobz</i>	Restored based on the presence of the argument <i>z</i> as follows: <i>jobz</i> = 'V', if <i>z</i> is present, <i>jobz</i> = 'N', if <i>z</i> is omitted. Note that there will be an error condition if <i>isuppz</i> is present and <i>z</i> is omitted.
<i>range</i>	Restored based on the presence of arguments <i>vl</i> , <i>vu</i> , <i>il</i> , <i>iu</i> as follows: <i>range</i> = 'V', if one of or both <i>vl</i> and <i>vu</i> are present, <i>range</i> = 'I', if one of or both <i>il</i> and <i>iu</i> are present, <i>range</i> = 'A', if none of <i>vl</i> , <i>vu</i> , <i>il</i> , <i>iu</i> is present. Note that there will be an error condition if one of or both <i>vl</i> and <i>vu</i> are present and at the same time one of or both <i>il</i> and <i>iu</i> are present.

Application Notes

For optimum performance use $lwork \geq (nb+6)*n$, where nb is the maximum of the blocksize for `?sytrd` and `?ormtr` returned by `ilaenv`.

If it is not clear how much workspace to supply, use a generous value of $lwork$ (or $liwork$) for the first run or set $lwork = -1$ ($liwork = -1$).

If $lwork$ (or $liwork$) has any of admissible sizes, which is no less than the minimal value described, then the routine completes the task, though probably not so fast as with a recommended workspace, and provides the recommended workspace in the first element of the corresponding array ($work, iwork$) on exit. Use this value ($work(1), iwork(1)$) for subsequent runs.

If $lwork = -1$ ($liwork = -1$), then the routine returns immediately and provides the recommended workspace in the first element of the corresponding array ($work, iwork$). This operation is called a workspace query.

Note that if $lwork$ ($liwork$) is less than the minimal required value and is not equal to -1, then the routine returns immediately with an error exit and does not provide any information on the recommended workspace.

Normal execution of `?stegr` may create NaNs and infinities and hence may abort due to a floating point exception in environments which do not handle NaNs and infinities in the IEEE standard default manner.

?heevr

Computes selected eigenvalues and, optionally, eigenvectors of a Hermitian matrix using the Relatively Robust Representations.

Syntax

FORTRAN 77:

```
call cheevr(jobz, range, uplo, n, a, lda, vl, vu, il, iu, abstol, m, w, z,
ldz, isuppz, work, lwork, rwork, lrwork, iwork, liwork, info)

call zheevr(jobz, range, uplo, n, a, lda, vl, vu, il, iu, abstol, m, w, z,
ldz, isuppz, work, lwork, rwork, lrwork, iwork, liwork, info)
```

Fortran 95:

```
call heevr(a, w [,uplo] [,z] [,vl] [,vu] [,il] [,iu] [,m] [,isuppz] [,abstol]
[,info])
```

Description

This routine is declared in `mkl_lapack.fi` for FORTRAN 77 interface, in `lapack.f90` for Fortran 95 interface, and in `mkl_lapack.h` for C interface.

The routine computes selected eigenvalues and, optionally, eigenvectors of a complex Hermitian matrix A . Eigenvalues and eigenvectors can be selected by specifying either a range of values or a range of indices for the desired eigenvalues.

The routine first reduces the matrix A to tridiagonal form T with a call to `?hetrd`. Then, whenever possible, `?heevr` calls `?stegr` to compute the eigenspectrum using Relatively Robust Representations. `?stegr` computes eigenvalues by the *dqds* algorithm, while orthogonal eigenvectors are computed from various “good” $L^*D^*L^T$ representations (also known as Relatively Robust Representations). Gram-Schmidt orthogonalization is avoided as far as possible. More specifically, the various steps of the algorithm are as follows. For each unreduced block (submatrix) of T :

- a.** Compute $T - \sigma^*I = L^*D^*L^T$, so that L and D define all the wanted eigenvalues to high relative accuracy. This means that small relative changes in the entries of D and L cause only small relative changes in the eigenvalues and eigenvectors. The standard (unfactored) representation of the tridiagonal matrix T does not have this property in general.
- b.** Compute the eigenvalues to suitable accuracy. If the eigenvectors are desired, the algorithm attains full accuracy of the computed eigenvalues only right before the corresponding vectors have to be computed, see Steps c) and d).
- c.** For each cluster of close eigenvalues, select a new shift close to the cluster, find a new factorization, and refine the shifted eigenvalues to suitable accuracy.
- d.** For each eigenvalue with a large enough relative separation, compute the corresponding eigenvector by forming a rank revealing twisted factorization. Go back to Step c) for any clusters that remain.

The desired accuracy of the output can be specified by the input parameter `abstol`.

The routine `?heevr` calls `?stemr` when the full spectrum is requested on machines which conform to the IEEE-754 floating point standard, or `?stebz` and `?stein` on non-IEEE machines and when partial spectrum requests are made.

Note that the routine `?heevr` is preferable for most cases of complex Hermitian eigenvalue problems as its underlying algorithm is fast and uses less workspace.

Input Parameters

<i>jobz</i>	<p>CHARACTER*1. Must be 'N' or 'V'.</p> <p>If <i>job</i> = 'N', then only eigenvalues are computed.</p> <p>If <i>job</i> = 'V', then eigenvalues and eigenvectors are computed.</p>
<i>range</i>	<p>CHARACTER*1. Must be 'A' or 'V' or 'I'.</p> <p>If <i>range</i> = 'A', the routine computes all eigenvalues.</p> <p>If <i>range</i> = 'V', the routine computes eigenvalues $\lambda(i)$ in the half-open interval: $vl < \lambda(i) \leq vu$.</p> <p>If <i>range</i> = 'I', the routine computes eigenvalues with indices <i>il</i> to <i>iu</i>.</p> <p>For <i>range</i> = 'V' or 'I', <code>sstebz/dstebz</code> and <code>cstein/zstein</code> are called.</p>
<i>uplo</i>	<p>CHARACTER*1. Must be 'U' or 'L'.</p> <p>If <i>uplo</i> = 'U', <i>a</i> stores the upper triangular part of <i>A</i>.</p> <p>If <i>uplo</i> = 'L', <i>a</i> stores the lower triangular part of <i>A</i>.</p>
<i>n</i>	<p>INTEGER. The order of the matrix <i>A</i> ($n \geq 0$).</p>
<i>a, work</i>	<p>COMPLEX for <code>cheevr</code></p> <p>DOUBLE COMPLEX for <code>zheevr</code>.</p> <p>Arrays:</p> <p><i>a(lda,*)</i> is an array containing either upper or lower triangular part of the Hermitian matrix <i>A</i>, as specified by <i>uplo</i>.</p> <p>The second dimension of <i>a</i> must be at least $\max(1, n)$.</p> <p><i>work</i> is a workspace array, its dimension $\max(1, lwork)$.</p>
<i>lda</i>	<p>INTEGER. The first dimension of the array <i>a</i>.</p> <p>Must be at least $\max(1, n)$.</p>
<i>vl, vu</i>	<p>REAL for <code>cheevr</code></p> <p>DOUBLE PRECISION for <code>zheevr</code>.</p> <p>If <i>range</i> = 'V', the lower and upper bounds of the interval to be searched for eigenvalues.</p> <p>Constraint: $vl < vu$.</p>

<i>il, iu</i>	<p>If <i>range</i> = 'A' or 'I', <i>vl</i> and <i>vu</i> are not referenced.</p> <p>INTEGER.</p> <p>If <i>range</i> = 'I', the indices in ascending order of the smallest and largest eigenvalues to be returned.</p> <p>Constraint: $1 \leq il \leq iu \leq n$, if $n > 0$; $il=1$ and $iu=0$ if $n = 0$.</p> <p>If <i>range</i> = 'A' or 'V', <i>il</i> and <i>iu</i> are not referenced.</p>
<i>abstol</i>	<p>REAL for cheevr DOUBLE PRECISION for zheevr.</p> <p>The absolute error tolerance to which each eigenvalue/eigenvector is required.</p> <p>If <i>jobz</i> = 'V', the eigenvalues and eigenvectors output have residual norms bounded by <i>abstol</i>, and the dot products between different eigenvectors are bounded by <i>abstol</i>.</p> <p>If $abstol < n * \text{eps} * T$, then $n * \text{eps} * T$ will be used in its place, where <i>eps</i> is the machine precision, and T is the 1-norm of the matrix <i>T</i>. The eigenvalues are computed to an accuracy of $\text{eps} * T$ irrespective of <i>abstol</i>.</p> <p>If high relative accuracy is important, set <i>abstol</i> to ?lamch('S').</p>
<i>ldz</i>	<p>INTEGER. The leading dimension of the output array <i>z</i>.</p> <p>Constraints:</p> <p>$ldz \geq 1$ if <i>jobz</i> = 'N';</p> <p>$ldz \geq \max(1, n)$ if <i>jobz</i> = 'V'.</p>
<i>lwork</i>	<p>INTEGER.</p> <p>The dimension of the array <i>work</i>.</p> <p>Constraint: $lwork \geq \max(1, 2n)$.</p> <p>If <i>lwork</i> = -1, then a workspace query is assumed; the routine only calculates the optimal size of the <i>work</i>, <i>rwork</i> and <i>iwork</i> arrays, returns these values as the first entries of the <i>work</i>, <i>rwork</i> and <i>iwork</i> arrays, and no error message related to <i>lwork</i> or <i>lrwork</i> or <i>liwork</i> is issued by xerbla. See <i>Application Notes</i> for the suggested value of <i>lwork</i>.</p>
<i>rwork</i>	<p>REAL for cheevr DOUBLE PRECISION for zheevr.</p>

lwork Workspace array, DIMENSION $\max(1, lwork)$.
 INTEGER.
 The dimension of the array *rwork*;
 $lwork \geq \max(1, 24n)$.
 If *lwork* = -1, then a workspace query is assumed; the routine only calculates the optimal size of the *work*, *rwork* and *iwork* arrays, returns these values as the first entries of the *work*, *rwork* and *iwork* arrays, and no error message related to *lwork* or *lrwork* or *liwork* is issued by [xerbla](#).

iwork INTEGER. Workspace array, its dimension $\max(1, liwork)$.
liwork INTEGER.
 The dimension of the array *iwork*,
 $liwork \geq \max(1, 10n)$.
 If *liwork* = -1, then a workspace query is assumed; the routine only calculates the optimal size of the *work*, *rwork* and *iwork* arrays, returns these values as the first entries of the *work*, *rwork* and *iwork* arrays, and no error message related to *lwork* or *lrwork* or *liwork* is issued by [xerbla](#).

Output Parameters

a On exit, the lower triangle (if *uplo* = 'L') or the upper triangle (if *uplo* = 'U') of *A*, including the diagonal, is overwritten.

m INTEGER. The total number of eigenvalues found,
 $0 \leq m \leq n$.
 If *range* = 'A', $m = n$, and if *range* = 'I', $m = iu - il + 1$.

w REAL for [cheevr](#)
 DOUBLE PRECISION for [zheevr](#).
 Array, DIMENSION at least $\max(1, n)$, contains the selected eigenvalues in ascending order, stored in $w(1)$ to $w(m)$.

z COMPLEX for [cheevr](#)
 DOUBLE COMPLEX for [zheevr](#).
 Array $z(ldz, *)$; the second dimension of *z* must be at least $\max(1, m)$.

If *jobz* = 'V', then if *info* = 0, the first *m* columns of *z* contain the orthonormal eigenvectors of the matrix *T* corresponding to the selected eigenvalues, with the *i*-th column of *z* holding the eigenvector associated with $w(i)$. If *jobz* = 'N', then *z* is not referenced.

Note: you must ensure that at least $\max(1, m)$ columns are supplied in the array *z*; if *range* = 'V', the exact value of *m* is not known in advance and an upper bound must be used.

isuppz

INTEGER.

Array, DIMENSION at least $2 * \max(1, m)$.

The support of the eigenvectors in *z*, i.e., the indices indicating the nonzero elements in *z*. The *i*-th eigenvector is nonzero only in elements *isuppz*(2*i*-1) through *isuppz*(2*i*). Referenced only if eigenvectors are needed (*jobz* = 'V') and all eigenvalues are needed, that is, *range* = 'A' or *range* = 'I' and *il* = 1 and *iu* = *n*.

work(1)

On exit, if *info* = 0, then *work*(1) returns the required minimal size of *lwork*.

rwork(1)

On exit, if *info* = 0, then *rwork*(1) returns the required minimal size of *lrwork*.

iwork(1)

On exit, if *info* = 0, then *iwork*(1) returns the required minimal size of *liwork*.

info

INTEGER.

If *info* = 0, the execution is successful.

If *info* = -*i*, the *i*-th parameter had an illegal value.

If *info* = *i*, an internal error has occurred.

Fortran 95 Interface Notes

Routines in Fortran 95 interface have fewer arguments in the calling sequence than their FORTRAN 77 counterparts. For general conventions applied to skip redundant or restorable arguments, see [Fortran 95 Interface Conventions](#).

Specific details for the routine *heevr* interface are the following:

a Holds the matrix *A* of size (*n*, *n*).

w Holds the vector of length *n*.

<i>z</i>	Holds the matrix <i>z</i> of size (n, n) , where the values <i>n</i> and <i>m</i> are significant.
<i>isuppz</i>	Holds the vector of length $(2*n)$, where the values $(2*m)$ are significant.
<i>uplo</i>	Must be 'U' or 'L'. The default value is 'U'.
<i>vl</i>	Default value for this element is $vl = -HUGE(vl)$.
<i>vu</i>	Default value for this element is $vu = HUGE(vl)$.
<i>il</i>	Default value for this argument is $il = 1$.
<i>iu</i>	Default value for this argument is $iu = n$.
<i>abstol</i>	Default value for this element is $abstol = 0.0_WP$.
<i>jobz</i>	Restored based on the presence of the argument <i>z</i> as follows: <i>jobz</i> = 'V', if <i>z</i> is present, <i>jobz</i> = 'N', if <i>z</i> is omitted. Note that there will be an error condition if <i>isuppz</i> is present and <i>z</i> is omitted.
<i>range</i>	Restored based on the presence of arguments <i>vl</i> , <i>vu</i> , <i>il</i> , <i>iu</i> as follows: <i>range</i> = 'V', if one of or both <i>vl</i> and <i>vu</i> are present, <i>range</i> = 'I', if one of or both <i>il</i> and <i>iu</i> are present, <i>range</i> = 'A', if none of <i>vl</i> , <i>vu</i> , <i>il</i> , <i>iu</i> is present. Note that there will be an error condition if one of or both <i>vl</i> and <i>vu</i> are present and at the same time one of or both <i>il</i> and <i>iu</i> are present.

Application Notes

For optimum performance use $lwork \geq (nb+1)*n$, where *nb* is the maximum of the blocksize for ?hetrd and ?unmtr returned by [ilaenv](#).

If you are in doubt how much workspace to supply, use a generous value of *lwork* (or *lrwork*, or *liwork*) for the first run or set $lwork = -1$ ($lrwork = -1$, $liwork = -1$).

If you choose the first option and set any of admissible *lwork* (or *lrwork*, *liwork*) sizes, which is no less than the minimal value described, the routine completes the task, though probably not so fast as with a recommended workspace, and provides the recommended workspace in the first element of the corresponding array (*work*, *rwork*, *iwork*) on exit. Use this value (*work*(1), *rwork*(1), *iwork*(1)) for subsequent runs.

If you set $lwork = -1$, the routine returns immediately and provides the recommended workspace in the first element of the corresponding array (*work*, *rwork*, *iwork*). This operation is called a workspace query.

Note that if you set `lwork` (`lrwork`, `liwork`) to less than the minimal required value and not -1, the routine returns immediately with an error exit and does not provide any information on the recommended workspace.

Normal execution of `?stegr` may create NaNs and infinities and hence may abort due to a floating point exception in environments which do not handle NaNs and infinities in the IEEE standard default manner.

?spev

Computes all eigenvalues and, optionally, eigenvectors of a real symmetric matrix in packed storage.

Syntax

FORTRAN 77:

```
call sspev(jobz, uplo, n, ap, w, z, ldz, work, info)
call dspev(jobz, uplo, n, ap, w, z, ldz, work, info)
```

Fortran 95:

```
call spev(ap, w [,uplo] [,z] [,info])
```

Description

This routine is declared in `mkl_lapack.fi` for FORTRAN 77 interface, in `lapack.f90` for Fortran 95 interface, and in `mkl_lapack.h` for C interface.

The routine computes all the eigenvalues and, optionally, eigenvectors of a real symmetric matrix `A` in packed storage.

Input Parameters

<code>jobz</code>	CHARACTER*1. Must be 'N' or 'V'. If <code>job = 'N'</code> , then only eigenvalues are computed. If <code>job = 'V'</code> , then eigenvalues and eigenvectors are computed.
<code>uplo</code>	CHARACTER*1. Must be 'U' or 'L'. If <code>uplo = 'U'</code> , <code>ap</code> stores the packed upper triangular part of <code>A</code> .

If `uplo = 'L'`, `ap` stores the packed lower triangular part of A .

`n` INTEGER. The order of the matrix A ($n \geq 0$).

`ap, work` REAL for `sspev`
DOUBLE PRECISION for `dspev`

Arrays:
`ap(*)` contains the packed upper or lower triangle of symmetric matrix A , as specified by `uplo`.
The dimension of `ap` must be at least $\max(1, n*(n+1)/2)$.

`work` (*) is a workspace array, DIMENSION at least $\max(1, 3n)$.

`ldz` INTEGER. The leading dimension of the output array z .

Constraints:
if `jobz = 'N'`, then $ldz \geq 1$;
if `jobz = 'V'`, then $ldz \geq \max(1, n)$.

Output Parameters

`w, z` REAL for `sspev`
DOUBLE PRECISION for `dspev`

Arrays:
`w(*)`, DIMENSION at least $\max(1, n)$.
If `info = 0`, w contains the eigenvalues of the matrix A in ascending order.
`z(ldz, *)`. The second dimension of z must be at least $\max(1, n)$.
If `jobz = 'V'`, then if `info = 0`, z contains the orthonormal eigenvectors of the matrix A , with the i -th column of z holding the eigenvector associated with $w(i)$.
If `jobz = 'N'`, then z is not referenced.

`ap` On exit, this array is overwritten by the values generated during the reduction to tridiagonal form. The elements of the diagonal and the off-diagonal of the tridiagonal matrix overwrite the corresponding elements of A .

`info` INTEGER.
If `info = 0`, the execution is successful.
If `info = -i`, the i -th parameter had an illegal value.

If $info = i$, then the algorithm failed to converge; i indicates the number of elements of an intermediate tridiagonal form which did not converge to zero.

Fortran 95 Interface Notes

Routines in Fortran 95 interface have fewer arguments in the calling sequence than their FORTRAN 77 counterparts. For general conventions applied to skip redundant or restorable arguments, see [Fortran 95 Interface Conventions](#).

Specific details for the routine `spev` interface are the following:

<code>ap</code>	Holds the array A of size $(n*(n+1)/2)$.
<code>w</code>	Holds the vector with the number of elements n .
<code>z</code>	Holds the matrix Z of size (n, n) .
<code>uplo</code>	Must be 'U' or 'L'. The default value is 'U'.
<code>jobz</code>	Restored based on the presence of the argument z as follows: <code>jobz</code> = 'V', if z is present, <code>jobz</code> = 'N', if z is omitted.

?hpev

Computes all eigenvalues and, optionally, eigenvectors of a Hermitian matrix in packed storage.

Syntax

FORTRAN 77:

```
call chpev(jobz, uplo, n, ap, w, z, ldz, work, rwork, info)
call zhpev(jobz, uplo, n, ap, w, z, ldz, work, rwork, info)
```

Fortran 95:

```
call hpev(ap, w [,uplo] [,z] [,info])
```

Description

This routine is declared in `mkl_lapack.fi` for FORTRAN 77 interface, in `lapack.f90` for Fortran 95 interface, and in `mkl_lapack.h` for C interface.

The routine computes all the eigenvalues and, optionally, eigenvectors of a complex Hermitian matrix A in packed storage.

Input Parameters

<i>jobz</i>	<p>CHARACTER*1. Must be 'N' or 'V'.</p> <p>If <i>job</i> = 'N', then only eigenvalues are computed.</p> <p>If <i>job</i> = 'V', then eigenvalues and eigenvectors are computed.</p>
<i>uplo</i>	<p>CHARACTER*1. Must be 'U' or 'L'.</p> <p>If <i>uplo</i> = 'U', <i>ap</i> stores the packed upper triangular part of <i>A</i>.</p> <p>If <i>uplo</i> = 'L', <i>ap</i> stores the packed lower triangular part of <i>A</i>.</p>
<i>n</i>	INTEGER. The order of the matrix <i>A</i> ($n \geq 0$).
<i>ap, work</i>	<p>COMPLEX for <i>chpev</i></p> <p>DOUBLE COMPLEX for <i>zhpev</i>.</p> <p>Arrays:</p> <p><i>ap</i>(*) contains the packed upper or lower triangle of Hermitian matrix <i>A</i>, as specified by <i>uplo</i>.</p> <p>The dimension of <i>ap</i> must be at least $\max(1, n*(n+1)/2)$.</p>
<i>work</i>	(*) is a workspace array, DIMENSION at least $\max(1, 2n-1)$.
<i>ldz</i>	<p>INTEGER. The leading dimension of the output array <i>z</i>.</p> <p>Constraints:</p> <p>if <i>jobz</i> = 'N', then $ldz \geq 1$;</p> <p>if <i>jobz</i> = 'V', then $ldz \geq \max(1, n)$.</p>
<i>rwork</i>	<p>REAL for <i>chpev</i></p> <p>DOUBLE PRECISION for <i>zhpev</i>.</p> <p>Workspace array, DIMENSION at least $\max(1, 3n-2)$.</p>

Output Parameters

<i>w</i>	<p>REAL for <i>chpev</i></p> <p>DOUBLE PRECISION for <i>zhpev</i>.</p> <p>Array, DIMENSION at least $\max(1, n)$.</p> <p>If <i>info</i> = 0, <i>w</i> contains the eigenvalues of the matrix <i>A</i> in ascending order.</p>
<i>z</i>	<p>COMPLEX for <i>chpev</i></p> <p>DOUBLE COMPLEX for <i>zhpev</i>.</p>

	<p>Array $z(ldz, *)$. The second dimension of z must be at least $\max(1, n)$. If $jobz = 'V'$, then if $info = 0$, z contains the orthonormal eigenvectors of the matrix A, with the i-th column of z holding the eigenvector associated with $w(i)$. If $jobz = 'N'$, then z is not referenced.</p>
ap	<p>On exit, this array is overwritten by the values generated during the reduction to tridiagonal form. The elements of the diagonal and the off-diagonal of the tridiagonal matrix overwrite the corresponding elements of A.</p>
$info$	<p>INTEGER. If $info = 0$, the execution is successful. If $info = -i$, the i-th parameter had an illegal value. If $info = i$, then the algorithm failed to converge; i indicates the number of elements of an intermediate tridiagonal form which did not converge to zero.</p>

Fortran 95 Interface Notes

Routines in Fortran 95 interface have fewer arguments in the calling sequence than their FORTRAN 77 counterparts. For general conventions applied to skip redundant or restorable arguments, see [Fortran 95 Interface Conventions](#).

Specific details for the routine `hpev` interface are the following:

ap	Holds the array A of size $(n * (n+1) / 2)$.
w	Holds the vector with the number of elements n .
z	Holds the matrix Z of size (n, n) .
$uplo$	Must be 'U' or 'L'. The default value is 'U'.
$jobz$	Restored based on the presence of the argument z as follows: $jobz = 'V'$, if z is present, $jobz = 'N'$, if z is omitted.

?spevd

Uses divide and conquer algorithm to compute all eigenvalues and (optionally) all eigenvectors of a real symmetric matrix held in packed storage.

Syntax

FORTRAN 77:

```
call sspevd(jobz, uplo, n, ap, w, z, ldz, work, lwork, iwork, liwork, info)
call dspevd(jobz, uplo, n, ap, w, z, ldz, work, lwork, iwork, liwork, info)
```

Fortran 95:

```
call spevd(ap, w [,uplo] [,z] [,info])
```

Description

This routine is declared in `mkl_lapack.fi` for FORTRAN 77 interface, in `lapack.f90` for Fortran 95 interface, and in `mkl_lapack.h` for C interface.

The routine computes all the eigenvalues, and optionally all the eigenvectors, of a real symmetric matrix A (held in packed storage). In other words, it can compute the spectral factorization of A as:

$$A = Z \Lambda Z^T.$$

Here Λ is a diagonal matrix whose diagonal elements are the eigenvalues λ_i , and Z is the orthogonal matrix whose columns are the eigenvectors z_i . Thus,

$$A * z_i = \lambda_i * z_i \text{ for } i = 1, 2, \dots, n.$$

If the eigenvectors are requested, then this routine uses a divide and conquer algorithm to compute eigenvalues and eigenvectors. However, if only eigenvalues are required, then it uses the Pal-Walker-Kahan variant of the QL or QR algorithm.

Input Parameters

jobz CHARACTER*1. Must be 'N' or 'V'.
 If *jobz* = 'N', then only eigenvalues are computed.
 If *jobz* = 'V', then eigenvalues and eigenvectors are computed.

<i>uplo</i>	<p>CHARACTER*1. Must be 'U' or 'L'.</p> <p>If <i>uplo</i> = 'U', <i>ap</i> stores the packed upper triangular part of <i>A</i>.</p> <p>If <i>uplo</i> = 'L', <i>ap</i> stores the packed lower triangular part of <i>A</i>.</p>
<i>n</i>	<p>INTEGER. The order of the matrix <i>A</i> ($n \geq 0$).</p>
<i>ap, work</i>	<p>REAL for <i>sspevd</i> DOUBLE PRECISION for <i>dspevd</i></p> <p>Arrays: <i>ap</i>(*) contains the packed upper or lower triangle of symmetric matrix <i>A</i>, as specified by <i>uplo</i>. The dimension of <i>ap</i> must be at least $\max(1, n*(n+1)/2)$ <i>work</i> is a workspace array, its dimension $\max(1, lwork)$.</p>
<i>ldz</i>	<p>INTEGER. The leading dimension of the output array <i>z</i>.</p> <p>Constraints: if <i>jobz</i> = 'N', then $ldz \geq 1$; if <i>jobz</i> = 'V', then $ldz \geq \max(1, n)$.</p>
<i>lwork</i>	<p>INTEGER.</p> <p>The dimension of the array <i>work</i>.</p> <p>Constraints: if $n \leq 1$, then $lwork \geq 1$; if <i>jobz</i> = 'N' and $n > 1$, then $lwork \geq 2*n$; if <i>jobz</i> = 'V' and $n > 1$, then $lwork \geq n^2 + 6*n + 1$. If <i>lwork</i> = -1, then a workspace query is assumed; the routine only calculates the required sizes of the <i>work</i> and <i>iwork</i> arrays, returns these values as the first entries of the <i>work</i> and <i>iwork</i> arrays, and no error message related to <i>lwork</i> or <i>liwork</i> is issued by xerbla. See <i>Application Notes</i> for details.</p>
<i>iwork</i>	<p>INTEGER. Workspace array, its dimension $\max(1, liwork)$.</p>
<i>liwork</i>	<p>INTEGER.</p> <p>The dimension of the array <i>iwork</i>.</p> <p>Constraints:</p>

if $n \leq 1$, then $liwork \geq 1$;
 if $jobz = 'N'$ and $n > 1$, then $liwork \geq 1$;
 if $jobz = 'V'$ and $n > 1$, then $liwork \geq 5*n+3$.
 If $liwork = -1$, then a workspace query is assumed; the routine only calculates the required sizes of the *work* and *iwork* arrays, returns these values as the first entries of the *work* and *iwork* arrays, and no error message related to *lwork* or *liwork* is issued by [xerbla](#). See *Application Notes* for details.

Output Parameters

<i>w</i> , <i>z</i>	<p>REAL for <i>sspevd</i> DOUBLE PRECISION for <i>dspevd</i> Arrays: <i>w</i>(*), DIMENSION at least $\max(1, n)$. If $info = 0$, contains the eigenvalues of the matrix <i>A</i> in ascending order. See also <i>info</i>. <i>z</i>(<i>ldz</i>,*). The second dimension of <i>z</i> must be: at least 1 if $jobz = 'N'$; at least $\max(1, n)$ if $jobz = 'V'$. If $jobz = 'V'$, then this array is overwritten by the orthogonal matrix <i>z</i> which contains the eigenvectors of <i>A</i>. If $jobz = 'N'$, then <i>z</i> is not referenced.</p>
<i>ap</i>	<p>On exit, this array is overwritten by the values generated during the reduction to tridiagonal form. The elements of the diagonal and the off-diagonal of the tridiagonal matrix overwrite the corresponding elements of <i>A</i>.</p>
<i>work</i> (1)	<p>On exit, if $info = 0$, then <i>work</i>(1) returns the required <i>lwork</i>.</p>
<i>iwork</i> (1)	<p>On exit, if $info = 0$, then <i>iwork</i>(1) returns the required <i>liwork</i>.</p>
<i>info</i>	<p>INTEGER. If $info = 0$, the execution is successful. If $info = i$, then the algorithm failed to converge; <i>i</i> indicates the number of elements of an intermediate tridiagonal form which did not converge to zero.</p>

If $info = -i$, the i -th parameter had an illegal value.

Fortran 95 Interface Notes

Routines in Fortran 95 interface have fewer arguments in the calling sequence than their FORTRAN 77 counterparts. For general conventions applied to skip redundant or restorable arguments, see [Fortran 95 Interface Conventions](#).

Specific details for the routine `spevd` interface are the following:

<i>ap</i>	Holds the array <i>A</i> of size $(n * (n+1) / 2)$.
<i>w</i>	Holds the vector with the number of elements <i>n</i> .
<i>z</i>	Holds the matrix <i>Z</i> of size (n, n) .
<i>uplo</i>	Must be 'U' or 'L'. The default value is 'U'.
<i>jobz</i>	Restored based on the presence of the argument <i>z</i> as follows: $jobz = 'V'$, if <i>z</i> is present, $jobz = 'N'$, if <i>z</i> is omitted.

Application Notes

The computed eigenvalues and eigenvectors are exact for a matrix $T+E$ such that $\|E\|_2 = O(\epsilon) * \|T\|_2$, where ϵ is the machine precision.

If it is not clear how much workspace to supply, use a generous value of *lwork* (or *liwork*) for the first run or set $lwork = -1$ ($liwork = -1$).

If *lwork* (or *liwork*) has any of admissible sizes, which is no less than the minimal value described, the routine completes the task, though probably not so fast as with a recommended workspace, and provides the recommended workspace in the first element of the corresponding array (*work*, *iwork*) on exit. Use this value (*work*(1), *iwork*(1)) for subsequent runs.

If $lwork = -1$ ($liwork = -1$), the routine returns immediately and provides the recommended workspace in the first element of the corresponding array (*work*, *iwork*). This operation is called a workspace query.

Note that if *lwork* (*liwork*) is less than the minimal required value and is not equal to -1, the routine returns immediately with an error exit and does not provide any information on the recommended workspace.

The complex analogue of this routine is [?hpevd](#).

See also [?syevd](#) for matrices held in full storage, and [?sbevd](#) for banded matrices.

?hpevd

Uses divide and conquer algorithm to compute all eigenvalues and (optionally) all eigenvectors of a complex Hermitian matrix held in packed storage.

Syntax

FORTRAN 77:

```
call chpevd(jobz, uplo, n, ap, w, z, ldz, work, lwork, rwork, lrwork, iwork,
liwork, info)

call zhpevd(jobz, uplo, n, ap, w, z, ldz, work, lwork, rwork, lrwork, iwork,
liwork, info)
```

Fortran 95:

```
call hpevd(ap, w [,uplo] [,z] [,info])
```

Description

This routine is declared in `mkl_lapack.fi` for FORTRAN 77 interface, in `lapack.f90` for Fortran 95 interface, and in `mkl_lapack.h` for C interface.

The routine computes all the eigenvalues, and optionally all the eigenvectors, of a complex Hermitian matrix A (held in packed storage). In other words, it can compute the spectral factorization of A as: $A = Z^* \Lambda^* Z^H$.

Here Λ is a real diagonal matrix whose diagonal elements are the eigenvalues λ_i , and Z is the (complex) unitary matrix whose columns are the eigenvectors z_i . Thus,

$$A^* z_i = \lambda_i^* z_i \text{ for } i = 1, 2, \dots, n.$$

If the eigenvectors are requested, then this routine uses a divide and conquer algorithm to compute eigenvalues and eigenvectors. However, if only eigenvalues are required, then it uses the Pal-Walker-Kahan variant of the QL or QR algorithm.

Input Parameters

jobz CHARACTER*1. Must be 'N' or 'V'.
 If *jobz* = 'N', then only eigenvalues are computed.
 If *jobz* = 'V', then eigenvalues and eigenvectors are computed.

<i>uplo</i>	<p>CHARACTER*1. Must be 'U' or 'L'.</p> <p>If <i>uplo</i> = 'U', <i>ap</i> stores the packed upper triangular part of <i>A</i>.</p> <p>If <i>uplo</i> = 'L', <i>ap</i> stores the packed lower triangular part of <i>A</i>.</p>
<i>n</i>	<p>INTEGER. The order of the matrix <i>A</i> ($n \geq 0$).</p>
<i>ap, work</i>	<p>COMPLEX for <i>chpevd</i></p> <p>DOUBLE COMPLEX for <i>zhpevd</i></p> <p>Arrays:</p> <p><i>ap</i>(*) contains the packed upper or lower triangle of Hermitian matrix <i>A</i>, as specified by <i>uplo</i>.</p> <p>The dimension of <i>ap</i> must be at least $\max(1, n*(n+1)/2)$.</p> <p><i>work</i> is a workspace array, its dimension $\max(1, lwork)$.</p>
<i>ldz</i>	<p>INTEGER. The leading dimension of the output array <i>z</i>.</p> <p>Constraints:</p> <p>if <i>jobz</i> = 'N', then $ldz \geq 1$;</p> <p>if <i>jobz</i> = 'V', then $ldz \geq \max(1, n)$.</p>
<i>lwork</i>	<p>INTEGER.</p> <p>The dimension of the array <i>work</i>.</p> <p>Constraints:</p> <p>if $n \leq 1$, then $lwork \geq 1$;</p> <p>if <i>jobz</i> = 'N' and $n > 1$, then $lwork \geq n$;</p> <p>if <i>jobz</i> = 'V' and $n > 1$, then $lwork \geq 2*n$.</p> <p>If <i>lwork</i> = -1, then a workspace query is assumed; the routine only calculates the optimal size of the <i>work</i>, <i>rwork</i> and <i>iwork</i> arrays, returns these values as the first entries of the <i>work</i>, <i>rwork</i> and <i>iwork</i> arrays, and no error message related to <i>lwork</i> or <i>lrwork</i> or <i>liwork</i> is issued by xerbla. See <i>Application Notes</i> for details.</p>
<i>rwork</i>	<p>REAL for <i>chpevd</i></p> <p>DOUBLE PRECISION for <i>zhpevd</i></p> <p>Workspace array, its dimension $\max(1, lrwork)$.</p>
<i>lrwork</i>	<p>INTEGER.</p> <p>The dimension of the array <i>rwork</i>. Constraints:</p>

if $n \leq 1$, then $lrwork \geq 1$;
 if $jobz = 'N'$ and $n > 1$, then $lrwork \geq n$;
 if $jobz = 'V'$ and $n > 1$, then $lrwork \geq 2*n^2 + 5*n + 1$.
 If $lrwork = -1$, then a workspace query is assumed; the routine only calculates the optimal size of the *work*, *rwork* and *iwork* arrays, returns these values as the first entries of the *work*, *rwork* and *iwork* arrays, and no error message related to *lwork* or *lrwork* or *liwork* is issued by `xerbla`. See *Application Notes* for details.

*iwork*INTEGER. Workspace array, its dimension $\max(1, liwork)$.*liwork*

INTEGER.

The dimension of the array *iwork*.

Constraints:

if $n \leq 1$, then $liwork \geq 1$;
 if $jobz = 'N'$ and $n > 1$, then $liwork \geq 1$;
 if $jobz = 'V'$ and $n > 1$, then $liwork \geq 5*n+3$.
 If $liwork = -1$, then a workspace query is assumed; the routine only calculates the optimal size of the *work*, *rwork* and *iwork* arrays, returns these values as the first entries of the *work*, *rwork* and *iwork* arrays, and no error message related to *lwork* or *lrwork* or *liwork* is issued by `xerbla`. See *Application Notes* for details.

Output Parameters

w

REAL for `chpevd`
 DOUBLE PRECISION for `zhpevd`
 Array, DIMENSION at least $\max(1, n)$.
 If $info = 0$, contains the eigenvalues of the matrix *A* in ascending order. See also *info*.

z

COMPLEX for `chpevd`
 DOUBLE COMPLEX for `zhpevd`
 Array, DIMENSION (*ldz*, *).
 The second dimension of *z* must be:
 at least 1 if $jobz = 'N'$;

	at least $\max(1, n)$ if $jobz = 'V'$. If $jobz = 'V'$, then this array is overwritten by the unitary matrix Z which contains the eigenvectors of A . If $jobz = 'N'$, then z is not referenced.
<i>ap</i>	On exit, this array is overwritten by the values generated during the reduction to tridiagonal form. The elements of the diagonal and the off-diagonal of the tridiagonal matrix overwrite the corresponding elements of A .
<i>work(1)</i>	On exit, if $info = 0$, then <i>work(1)</i> returns the required minimal size of <i>lwork</i> .
<i>rwork(1)</i>	On exit, if $info = 0$, then <i>rwork(1)</i> returns the required minimal size of <i>lrwork</i> .
<i>iwork(1)</i>	On exit, if $info = 0$, then <i>iwork(1)</i> returns the required minimal size of <i>liwork</i> .
<i>info</i>	INTEGER. If $info = 0$, the execution is successful. If $info = i$, then the algorithm failed to converge; i indicates the number of elements of an intermediate tridiagonal form which did not converge to zero. If $info = -i$, the i -th parameter had an illegal value.

Fortran 95 Interface Notes

Routines in Fortran 95 interface have fewer arguments in the calling sequence than their FORTRAN 77 counterparts. For general conventions applied to skip redundant or restorable arguments, see [Fortran 95 Interface Conventions](#).

Specific details for the routine `hpevd` interface are the following:

<i>ap</i>	Holds the array A of size $(n*(n+1)/2)$.
<i>w</i>	Holds the vector with the number of elements n .
<i>z</i>	Holds the matrix Z of size (n, n) .
<i>uplo</i>	Must be 'U' or 'L'. The default value is 'U'.
<i>jobz</i>	Restored based on the presence of the argument z as follows: $jobz = 'V'$, if z is present, $jobz = 'N'$, if z is omitted.

Application Notes

The computed eigenvalues and eigenvectors are exact for a matrix $T + E$ such that $\|E\|_2 = O(\epsilon) * \|T\|_2$, where ϵ is the machine precision.

If you are in doubt how much workspace to supply, use a generous value of `lwork` (`liwork` or `lrwork`) for the first run or set `lwork = -1` (`liwork = -1`, `lrwork = -1`).

If you choose the first option and set any of admissible `lwork` (`liwork` or `lrwork`) sizes, which is no less than the minimal value described, the routine completes the task, though probably not so fast as with a recommended workspace, and provides the recommended workspace in the first element of the corresponding array (`work`, `iwork`, `rwork`) on exit. Use this value (`work(1)`, `iwork(1)`, `rwork(1)`) for subsequent runs.

If you set `lwork = -1` (`liwork = -1`, `lrwork = -1`), the routine returns immediately and provides the recommended workspace in the first element of the corresponding array (`work`, `iwork`, `rwork`). This operation is called a workspace query.

Note that if you set `lwork` (`liwork`, `lrwork`) to less than the minimal required value and not `-1`, the routine returns immediately with an error exit and does not provide any information on the recommended workspace.

The real analogue of this routine is [?spevd](#).

See also [?heevd](#) for matrices held in full storage, and [?hbevd](#) for banded matrices.

?spevx

Computes selected eigenvalues and, optionally, eigenvectors of a real symmetric matrix in packed storage.

Syntax

FORTRAN 77:

```
call sspevx(jobz, range, uplo, n, ap, vl, vu, il, iu, abstol, m, w, z, ldz,
work, iwork, ifail, info)
```

```
call dspevx(jobz, range, uplo, n, ap, vl, vu, il, iu, abstol, m, w, z, ldz,
work, iwork, ifail, info)
```

Fortran 95:

```
call spevx(ap, w [,uplo] [,z] [,vl] [,vu] [,il] [,iu] [,m] [,ifail] [,abstol]
[,info])
```

Description

This routine is declared in `mk1_lapack.fi` for FORTRAN 77 interface, in `lapack.f90` for Fortran 95 interface, and in `mk1_lapack.h` for C interface.

The routine computes selected eigenvalues and, optionally, eigenvectors of a real symmetric matrix *A* in packed storage. Eigenvalues and eigenvectors can be selected by specifying either a range of values or a range of indices for the desired eigenvalues.

Input Parameters

<i>jobz</i>	CHARACTER*1. Must be 'N' or 'V'. If <i>job</i> = 'N', then only eigenvalues are computed. If <i>job</i> = 'V', then eigenvalues and eigenvectors are computed.
<i>range</i>	CHARACTER*1. Must be 'A' or 'V' or 'I'. If <i>range</i> = 'A', the routine computes all eigenvalues. If <i>range</i> = 'V', the routine computes eigenvalues $\lambda(i)$ in the half-open interval: $vl < \lambda(i) \leq vu$. If <i>range</i> = 'I', the routine computes eigenvalues with indices <i>il</i> to <i>iu</i> .
<i>uplo</i>	CHARACTER*1. Must be 'U' or 'L'. If <i>uplo</i> = 'U', <i>ap</i> stores the packed upper triangular part of <i>A</i> . If <i>uplo</i> = 'L', <i>ap</i> stores the packed lower triangular part of <i>A</i> .
<i>n</i>	INTEGER. The order of the matrix <i>A</i> ($n \geq 0$).
<i>ap, work</i>	REAL for <code>sspevx</code> DOUBLE PRECISION for <code>dspevx</code> Arrays: <i>ap</i> (*) contains the packed upper or lower triangle of the symmetric matrix <i>A</i> , as specified by <i>uplo</i> . The dimension of <i>ap</i> must be at least $\max(1, n*(n+1)/2)$.

	<i>work</i> (*) is a workspace array, DIMENSION at least $\max(1, 8n)$.
<i>vl, vu</i>	REAL for <i>sspevx</i> DOUBLE PRECISION for <i>dspevx</i> If <i>range</i> = 'V', the lower and upper bounds of the interval to be searched for eigenvalues. Constraint: $vl < vu$. If <i>range</i> = 'A' or 'I', <i>vl</i> and <i>vu</i> are not referenced.
<i>il, iu</i>	INTEGER. If <i>range</i> = 'I', the indices in ascending order of the smallest and largest eigenvalues to be returned. Constraint: $1 \leq il \leq iu \leq n$, if $n > 0$; $il=1$ and $iu=0$ if $n = 0$. If <i>range</i> = 'A' or 'V', <i>il</i> and <i>iu</i> are not referenced.
<i>abstol</i>	REAL for <i>sspevx</i> DOUBLE PRECISION for <i>dspevx</i> The absolute error tolerance to which each eigenvalue is required. See <i>Application notes</i> for details on error tolerance.
<i>ldz</i>	INTEGER. The leading dimension of the output array <i>z</i> . Constraints: if <i>jobz</i> = 'N', then $ldz \geq 1$; if <i>jobz</i> = 'V', then $ldz \geq \max(1, n)$.
<i>iwork</i>	INTEGER. Workspace array, DIMENSION at least $\max(1, 5n)$.

Output Parameters

<i>ap</i>	On exit, this array is overwritten by the values generated during the reduction to tridiagonal form. The elements of the diagonal and the off-diagonal of the tridiagonal matrix overwrite the corresponding elements of <i>A</i> .
<i>m</i>	INTEGER. The total number of eigenvalues found, $0 \leq m \leq n$. If <i>range</i> = 'A', $m = n$, and if <i>range</i> = 'I', $m = iu - il + 1$.
<i>w, z</i>	REAL for <i>sspevx</i> DOUBLE PRECISION for <i>dspevx</i> Arrays:

$w(*)$, DIMENSION at least $\max(1, n)$.

If $info = 0$, contains the selected eigenvalues of the matrix A in ascending order.

$z(ldz,*)$.

The second dimension of z must be at least $\max(1, m)$.

If $jobz = 'V'$, then if $info = 0$, the first m columns of z contain the orthonormal eigenvectors of the matrix A corresponding to the selected eigenvalues, with the i -th column of z holding the eigenvector associated with $w(i)$. If an eigenvector fails to converge, then that column of z contains the latest approximation to the eigenvector, and the index of the eigenvector is returned in $ifail$.

If $jobz = 'N'$, then z is not referenced.

Note: you must ensure that at least $\max(1, m)$ columns are supplied in the array z ; if $range = 'V'$, the exact value of m is not known in advance and an upper bound must be used.

ifail

INTEGER.

Array, DIMENSION at least $\max(1, n)$.

If $jobz = 'V'$, then if $info = 0$, the first m elements of $ifail$ are zero; if $info > 0$, the $ifail$ contains the indices the eigenvectors that failed to converge.

If $jobz = 'N'$, then $ifail$ is not referenced.

info

INTEGER.

If $info = 0$, the execution is successful.

If $info = -i$, the i -th parameter had an illegal value.

If $info = i$, then i eigenvectors failed to converge; their indices are stored in the array $ifail$.

Fortran 95 Interface Notes

Routines in Fortran 95 interface have fewer arguments in the calling sequence than their FORTRAN 77 counterparts. For general conventions applied to skip redundant or restorable arguments, see [Fortran 95 Interface Conventions](#).

Specific details for the routine `spevx` interface are the following:

<i>ap</i>	Holds the array A of size $(n*(n+1)/2)$.
<i>w</i>	Holds the vector with the number of elements n .

<i>z</i>	Holds the matrix <i>z</i> of size (n, n) , where the values <i>n</i> and <i>m</i> are significant.
<i>ifail</i>	Holds the vector with the number of elements <i>n</i> .
<i>uplo</i>	Must be 'U' or 'L'. The default value is 'U'.
<i>vl</i>	Default value for this element is $vl = -HUGE(vl)$.
<i>vu</i>	Default value for this element is $vu = HUGE(vl)$.
<i>il</i>	Default value for this argument is $il = 1$.
<i>iu</i>	Default value for this argument is $iu = n$.
<i>abstol</i>	Default value for this element is $abstol = 0.0_WP$.
<i>jobz</i>	Restored based on the presence of the argument <i>z</i> as follows: $jobz = 'V'$, if <i>z</i> is present, $jobz = 'N'$, if <i>z</i> is omitted Note that there will be an error condition if <i>ifail</i> is present and <i>z</i> is omitted.
<i>range</i>	Restored based on the presence of arguments <i>vl</i> , <i>vu</i> , <i>il</i> , <i>iu</i> as follows: $range = 'V'$, if one of or both <i>vl</i> and <i>vu</i> are present, $range = 'I'$, if one of or both <i>il</i> and <i>iu</i> are present, $range = 'A'$, if none of <i>vl</i> , <i>vu</i> , <i>il</i> , <i>iu</i> is present, Note that there will be an error condition if one of or both <i>vl</i> and <i>vu</i> are present and at the same time one of or both <i>il</i> and <i>iu</i> are present.

Application Notes

An approximate eigenvalue is accepted as converged when it is determined to lie in an interval $[a,b]$ of width less than or equal to $abstol + \epsilon \cdot \max(|a|, |b|)$, where ϵ is the machine precision.

If *abstol* is less than or equal to zero, then $\epsilon \cdot ||T||_1$ will be used in its place, where *T* is the tridiagonal matrix obtained by reducing *A* to tridiagonal form. Eigenvalues will be computed most accurately when *abstol* is set to twice the underflow threshold $2 \cdot ?lamch('S')$, not zero.

If this routine returns with *info* > 0, indicating that some eigenvectors did not converge, try setting *abstol* to $2 \cdot ?lamch('S')$.

?hpevx

Computes selected eigenvalues and, optionally, eigenvectors of a Hermitian matrix in packed storage.

Syntax

FORTRAN 77:

```
call chpevx(jobz, range, uplo, n, ap, vl, vu, il, iu, abstol, m, w, z, ldz,
work, rwork, iwork, ifail, info)
```

```
call zhpevx(jobz, range, uplo, n, ap, vl, vu, il, iu, abstol, m, w, z, ldz,
work, rwork, iwork, ifail, info)
```

Fortran 95:

```
call hpevx(ap, w [,uplo] [,z] [,vl] [,vu] [,il] [,iu] [,m] [,ifail] [,abstol]
[,info])
```

Description

This routine is declared in `mk1_lapack.fi` for FORTRAN 77 interface, in `lapack.f90` for Fortran 95 interface, and in `mk1_lapack.h` for C interface.

The routine computes selected eigenvalues and, optionally, eigenvectors of a complex Hermitian matrix *A* in packed storage. Eigenvalues and eigenvectors can be selected by specifying either a range of values or a range of indices for the desired eigenvalues.

Input Parameters

<i>jobz</i>	<p>CHARACTER*1. Must be 'N' or 'V'.</p> <p>If <i>job</i> = 'N', then only eigenvalues are computed.</p> <p>If <i>job</i> = 'V', then eigenvalues and eigenvectors are computed.</p>
<i>range</i>	<p>CHARACTER*1. Must be 'A' or 'V' or 'I'.</p> <p>If <i>range</i> = 'A', the routine computes all eigenvalues.</p> <p>If <i>range</i> = 'V', the routine computes eigenvalues $\lambda(i)$ in the half-open interval: $vl < \lambda(i) \leq vu$.</p> <p>If <i>range</i> = 'I', the routine computes eigenvalues with indices <i>il</i> to <i>iu</i>.</p>

<i>uplo</i>	<p>CHARACTER*1. Must be 'U' or 'L'.</p> <p>If <i>uplo</i> = 'U', <i>ap</i> stores the packed upper triangular part of <i>A</i>.</p> <p>If <i>uplo</i> = 'L', <i>ap</i> stores the packed lower triangular part of <i>A</i>.</p>
<i>n</i>	<p>INTEGER. The order of the matrix <i>A</i> ($n \geq 0$).</p>
<i>ap, work</i>	<p>COMPLEX for <i>chpevx</i> DOUBLE COMPLEX for <i>zhpevx</i></p> <p>Arrays: <i>ap</i>(*) contains the packed upper or lower triangle of the Hermitian matrix <i>A</i>, as specified by <i>uplo</i>. The dimension of <i>ap</i> must be at least $\max(1, n*(n+1)/2)$. <i>work</i>(*) is a workspace array, DIMENSION at least $\max(1, 2n)$.</p>
<i>vl, vu</i>	<p>REAL for <i>chpevx</i> DOUBLE PRECISION for <i>zhpevx</i></p> <p>If <i>range</i> = 'V', the lower and upper bounds of the interval to be searched for eigenvalues. Constraint: $vl < vu$. If <i>range</i> = 'A' or 'I', <i>vl</i> and <i>vu</i> are not referenced.</p>
<i>il, iu</i>	<p>INTEGER.</p> <p>If <i>range</i> = 'I', the indices in ascending order of the smallest and largest eigenvalues to be returned. Constraint: $1 \leq il \leq iu \leq n$, if $n > 0$; $il=1$ and $iu=0$ if $n = 0$. If <i>range</i> = 'A' or 'V', <i>il</i> and <i>iu</i> are not referenced.</p>
<i>abstol</i>	<p>REAL for <i>chpevx</i> DOUBLE PRECISION for <i>zhpevx</i></p> <p>The absolute error tolerance to which each eigenvalue is required. See <i>Application notes</i> for details on error tolerance.</p>
<i>ldz</i>	<p>INTEGER. The leading dimension of the output array <i>z</i>. Constraints: if <i>jobz</i> = 'N', then $ldz \geq 1$; if <i>jobz</i> = 'V', then $ldz \geq \max(1, n)$.</p>
<i>rwork</i>	<p>REAL for <i>chpevx</i></p>

`DOUBLE PRECISION` for `zhpevx`
Workspace array, DIMENSION at least `max(1, 7n)`.
iwork INTEGER. Workspace array, DIMENSION at least `max(1, 5n)`.

Output Parameters

ap On exit, this array is overwritten by the values generated during the reduction to tridiagonal form. The elements of the diagonal and the off-diagonal of the tridiagonal matrix overwrite the corresponding elements of *A*.

m INTEGER. The total number of eigenvalues found, $0 \leq m \leq n$.
If *range* = 'A', *m* = *n*, and if *range* = 'I', *m* = *iu-il*+1.

w REAL for `chpevx`
DOUBLE PRECISION for `zhpevx`
Array, DIMENSION at least `max(1, n)`.
If *info* = 0, contains the selected eigenvalues of the matrix *A* in ascending order.

z COMPLEX for `chpevx`
DOUBLE COMPLEX for `zhpevx`
Array *z*(*ldz*,*).
The second dimension of *z* must be at least `max(1, m)`.
If *jobz* = 'V', then if *info* = 0, the first *m* columns of *z* contain the orthonormal eigenvectors of the matrix *A* corresponding to the selected eigenvalues, with the *i*-th column of *z* holding the eigenvector associated with *w*(*i*).
If an eigenvector fails to converge, then that column of *z* contains the latest approximation to the eigenvector, and the index of the eigenvector is returned in *ifail*.
If *jobz* = 'N', then *z* is not referenced.
Note: you must ensure that at least `max(1,m)` columns are supplied in the array *z*; if *range* = 'V', the exact value of *m* is not known in advance and an upper bound must be used.

ifail INTEGER.
Array, DIMENSION at least `max(1, n)`.

If *jobz* = 'V', then if *info* = 0, the first *m* elements of *ifail* are zero; if *info* > 0, the *ifail* contains the indices the eigenvectors that failed to converge.
 If *jobz* = 'N', then *ifail* is not referenced.

info INTEGER.
 If *info* = 0, the execution is successful.
 If *info* = -*i*, the *i*-th parameter had an illegal value.
 If *info* = *i*, then *i* eigenvectors failed to converge; their indices are stored in the array *ifail*.

Fortran 95 Interface Notes

Routines in Fortran 95 interface have fewer arguments in the calling sequence than their FORTRAN 77 counterparts. For general conventions applied to skip redundant or restorable arguments, see [Fortran 95 Interface Conventions](#).

Specific details for the routine `hpevx` interface are the following:

<i>ap</i>	Holds the array <i>A</i> of size $(n * (n+1) / 2)$.
<i>w</i>	Holds the vector with the number of elements <i>n</i> .
<i>z</i>	Holds the matrix <i>Z</i> of size (n, n) , where the values <i>n</i> and <i>m</i> are significant.
<i>ifail</i>	Holds the vector with the number of elements <i>n</i> .
<i>uplo</i>	Must be 'U' or 'L'. The default value is 'U'.
<i>vl</i>	Default value for this element is <i>vl</i> = -HUGE(<i>vl</i>).
<i>vu</i>	Default value for this element is <i>vu</i> = HUGE(<i>vl</i>).
<i>il</i>	Default value for this argument is <i>il</i> = 1.
<i>iu</i>	Default value for this argument is <i>iu</i> = <i>n</i> .
<i>abstol</i>	Default value for this element is <i>abstol</i> = 0.0_WP.
<i>jobz</i>	Restored based on the presence of the argument <i>z</i> as follows: <i>jobz</i> = 'V', if <i>z</i> is present, <i>jobz</i> = 'N', if <i>z</i> is omitted Note that there will be an error condition if <i>ifail</i> is present and <i>z</i> is omitted.
<i>range</i>	Restored based on the presence of arguments <i>vl</i> , <i>vu</i> , <i>il</i> , <i>iu</i> as follows: <i>range</i> = 'V', if one of or both <i>vl</i> and <i>vu</i> are present, <i>range</i> = 'I', if one of or both <i>il</i> and <i>iu</i> are present,

range = 'A', if none of *vl*, *vu*, *il*, *iu* is present,
 Note that there will be an error condition if one of or both *vl* and *vu* are present and at the same time one of or both *il* and *iu* are present.

Application Notes

An approximate eigenvalue is accepted as converged when it is determined to lie in an interval $[a,b]$ of width less than or equal to $abstol + \epsilon \max(|a|, |b|)$, where ϵ is the machine precision.

If *abstol* is less than or equal to zero, then $\epsilon * ||T||_1$ will be used in its place, where *T* is the tridiagonal matrix obtained by reducing *A* to tridiagonal form. Eigenvalues will be computed most accurately when *abstol* is set to twice the underflow threshold $2 * \text{lamch}('S')$, not zero.

If this routine returns with *info* > 0, indicating that some eigenvectors did not converge, try setting *abstol* to $2 * \text{lamch}('S')$.

?sbev

Computes all eigenvalues and, optionally, eigenvectors of a real symmetric band matrix.

Syntax

FORTRAN 77:

```
call ssbev(jobz, uplo, n, kd, ab, ldab, w, z, ldz, work, info)
call dsbev(jobz, uplo, n, kd, ab, ldab, w, z, ldz, work, info)
```

Fortran 95:

```
call sbew(ab, w [,uplo] [,z] [,info])
```

Description

This routine is declared in `mk1_lapack.fi` for FORTRAN 77 interface, in `lapack.f90` for Fortran 95 interface, and in `mk1_lapack.h` for C interface.

The routine computes all eigenvalues and, optionally, eigenvectors of a real symmetric band matrix *A*.

Input Parameters

jobz CHARACTER*1. Must be 'N' or 'V'.

If *jobz* = 'N', then only eigenvalues are computed.
 If *jobz* = 'V', then eigenvalues and eigenvectors are computed.

uplo CHARACTER*1. Must be 'U' or 'L'.
 If *uplo* = 'U', *ab* stores the upper triangular part of *A*.
 If *uplo* = 'L', *ab* stores the lower triangular part of *A*.

n INTEGER. The order of the matrix *A* ($n \geq 0$).

kd INTEGER. The number of super- or sub-diagonals in *A* ($kd \geq 0$).

ab, work REAL for ssbev
 DOUBLE PRECISION for dsbev.
Arrays:
ab(*ldab*,*) is an array containing either upper or lower triangular part of the symmetric matrix *A* (as specified by *uplo*) in band storage format.
 The second dimension of *ab* must be at least $\max(1, n)$.
work(*) is a workspace array.
 The dimension of *work* must be at least $\max(1, 3n-2)$.

ldab INTEGER. The leading dimension of *ab*; must be at least *kd* + 1.

ldz INTEGER. The leading dimension of the output array *z*.
Constraints:
 if *jobz* = 'N', then $ldz \geq 1$;
 if *jobz* = 'V', then $ldz \geq \max(1, n)$.

Output Parameters

w, z REAL for ssbev
 DOUBLE PRECISION for dsbev
Arrays:
w(*), DIMENSION at least $\max(1, n)$.
 If *info* = 0, contains the eigenvalues of the matrix *A* in ascending order.
z(*ldz*,*).
 The second dimension of *z* must be at least $\max(1, n)$.

	<p>If <code>jobz = 'V'</code>, then if <code>info = 0</code>, <code>z</code> contains the orthonormal eigenvectors of the matrix <code>A</code>, with the i-th column of <code>z</code> holding the eigenvector associated with $w(i)$. If <code>jobz = 'N'</code>, then <code>z</code> is not referenced.</p>
<code>ab</code>	<p>On exit, this array is overwritten by the values generated during the reduction to tridiagonal form. If <code>uplo = 'U'</code>, the first superdiagonal and the diagonal of the tridiagonal matrix <code>T</code> are returned in rows <code>kd</code> and <code>kd+1</code> of <code>ab</code>, and if <code>uplo = 'L'</code>, the diagonal and first subdiagonal of <code>T</code> are returned in the first two rows of <code>ab</code>.</p>
<code>info</code>	<p>INTEGER. If <code>info = 0</code>, the execution is successful. If <code>info = -i</code>, the i-th parameter had an illegal value. If <code>info = i</code>, then the algorithm failed to converge; i indicates the number of elements of an intermediate tridiagonal form which did not converge to zero.</p>

Fortran 95 Interface Notes

Routines in Fortran 95 interface have fewer arguments in the calling sequence than their FORTRAN 77 counterparts. For general conventions applied to skip redundant or restorable arguments, see [Fortran 95 Interface Conventions](#).

Specific details for the routine `sbev` interface are the following:

<code>ab</code>	Holds the array <code>A</code> of size $(kd+1, n)$.
<code>w</code>	Holds the vector with the number of elements n .
<code>z</code>	Holds the matrix <code>Z</code> of size (n, n) .
<code>uplo</code>	Must be 'U' or 'L'. The default value is 'U'.
<code>jobz</code>	Restored based on the presence of the argument <code>z</code> as follows: <code>jobz = 'V'</code> , if <code>z</code> is present, <code>jobz = 'N'</code> , if <code>z</code> is omitted.

?hbev

Computes all eigenvalues and, optionally, eigenvectors of a Hermitian band matrix.

Syntax

FORTRAN 77:

```
call chbev(jobz, uplo, n, kd, ab, ldab, w, z, ldz, work, rwork, info)
call zhbev(jobz, uplo, n, kd, ab, ldab, w, z, ldz, work, rwork, info)
```

Fortran 95:

```
call hbev(ab, w [,uplo] [,z] [,info])
```

Description

This routine is declared in `mkl_lapack.fi` for FORTRAN 77 interface, in `lapack.f90` for Fortran 95 interface, and in `mkl_lapack.h` for C interface.

The routine computes all eigenvalues and, optionally, eigenvectors of a complex Hermitian band matrix A .

Input Parameters

<i>jobz</i>	CHARACTER*1. Must be 'N' or 'V'. If <i>jobz</i> = 'N', then only eigenvalues are computed. If <i>jobz</i> = 'V', then eigenvalues and eigenvectors are computed.
<i>uplo</i>	CHARACTER*1. Must be 'U' or 'L'. If <i>uplo</i> = 'U', <i>ab</i> stores the upper triangular part of A . If <i>uplo</i> = 'L', <i>ab</i> stores the lower triangular part of A .
<i>n</i>	INTEGER. The order of the matrix A ($n \geq 0$).
<i>kd</i>	INTEGER. The number of super- or sub-diagonals in A ($kd \geq 0$).
<i>ab, work</i>	COMPLEX for <code>chbev</code> DOUBLE COMPLEX for <code>zhbev</code> . Arrays:

	<p><i>ab</i> (<i>ldab</i>,*) is an array containing either upper or lower triangular part of the Hermitian matrix <i>A</i> (as specified by <i>uplo</i>) in band storage format.</p> <p>The second dimension of <i>ab</i> must be at least $\max(1, n)$.</p> <p><i>work</i> (*) is a workspace array.</p> <p>The dimension of <i>work</i> must be at least $\max(1, n)$.</p>
<i>ldab</i>	INTEGER. The leading dimension of <i>ab</i> ; must be at least <i>kd</i> +1.
<i>ldz</i>	<p>INTEGER. The leading dimension of the output array <i>z</i>.</p> <p>Constraints:</p> <p>if <i>jobz</i> = 'N', then $ldz \geq 1$;</p> <p>if <i>jobz</i> = 'V', then $ldz \geq \max(1, n)$.</p>
<i>rwork</i>	<p>REAL for chbev</p> <p>DOUBLE PRECISION for zhbev</p> <p>Workspace array, DIMENSION at least $\max(1, 3n-2)$.</p>

Output Parameters

<i>w</i>	<p>REAL for chbev</p> <p>DOUBLE PRECISION for zhbev</p> <p>Array, DIMENSION at least $\max(1, n)$.</p> <p>If <i>info</i> = 0, contains the eigenvalues in ascending order.</p>
<i>z</i>	<p>COMPLEX for chbev</p> <p>DOUBLE COMPLEX for zhbev.</p> <p>Array <i>z</i>(<i>ldz</i>,*).</p> <p>The second dimension of <i>z</i> must be at least $\max(1, n)$.</p> <p>If <i>jobz</i> = 'V', then if <i>info</i> = 0, <i>z</i> contains the orthonormal eigenvectors of the matrix <i>A</i>, with the <i>i</i>-th column of <i>z</i> holding the eigenvector associated with <i>w</i>(<i>i</i>).</p> <p>If <i>jobz</i> = 'N', then <i>z</i> is not referenced.</p>
<i>ab</i>	<p>On exit, this array is overwritten by the values generated during the reduction to tridiagonal form.</p> <p>If <i>uplo</i> = 'U', the first superdiagonal and the diagonal of the tridiagonal matrix <i>T</i> are returned in rows <i>kd</i> and <i>kd</i>+1 of <i>ab</i>, and if <i>uplo</i> = 'L', the diagonal and first subdiagonal of <i>T</i> are returned in the first two rows of <i>ab</i>.</p>
<i>info</i>	INTEGER.

If $info = 0$, the execution is successful.
 If $info = -i$, the i th parameter had an illegal value.
 If $info = i$, then the algorithm failed to converge;
 i indicates the number of elements of an intermediate
 tridiagonal form which did not converge to zero.

Fortran 95 Interface Notes

Routines in Fortran 95 interface have fewer arguments in the calling sequence than their FORTRAN 77 counterparts. For general conventions applied to skip redundant or restorable arguments, see [Fortran 95 Interface Conventions](#).

Specific details for the routine `hbev` interface are the following:

<code>ab</code>	Holds the array A of size $(kd+1, n)$.
<code>w</code>	Holds the vector with the number of elements n .
<code>z</code>	Holds the matrix Z of size (n, n) .
<code>uplo</code>	Must be 'U' or 'L'. The default value is 'U'.
<code>jobz</code>	Restored based on the presence of the argument z as follows: $jobz = 'V'$, if z is present, $jobz = 'N'$, if z is omitted.

?sbevd

Computes all eigenvalues and (optionally) all eigenvectors of a real symmetric band matrix using divide and conquer algorithm.

Syntax

FORTRAN 77:

```
call ssbevd(jobz, uplo, n, kd, ab, ldab, w, z, ldz, work, lwork, iwork, liwork, info)
```

```
call dsbevd(jobz, uplo, n, kd, ab, ldab, w, z, ldz, work, lwork, iwork, liwork, info)
```

Fortran 95:

```
call sbevd(ab, w [,uplo] [,z] [,info])
```

Description

This routine is declared in `mkl_lapack.fi` for FORTRAN 77 interface, in `lapack.f90` for Fortran 95 interface, and in `mkl_lapack.h` for C interface.

The routine computes all the eigenvalues, and optionally all the eigenvectors, of a real symmetric band matrix A . In other words, it can compute the spectral factorization of A as:

$$A = Z \Lambda Z^T$$

Here Λ is a diagonal matrix whose diagonal elements are the eigenvalues λ_i , and Z is the orthogonal matrix whose columns are the eigenvectors z_i . Thus,

$$A * z_i = \lambda_i * z_i \text{ for } i = 1, 2, \dots, n.$$

If the eigenvectors are requested, then this routine uses a divide and conquer algorithm to compute eigenvalues and eigenvectors. However, if only eigenvalues are required, then it uses the Pal-Walker-Kahan variant of the QL or QR algorithm.

Input Parameters

<i>jobz</i>	CHARACTER*1. Must be 'N' or 'V'. If <i>jobz</i> = 'N', then only eigenvalues are computed. If <i>jobz</i> = 'V', then eigenvalues and eigenvectors are computed.
<i>uplo</i>	CHARACTER*1. Must be 'U' or 'L'. If <i>uplo</i> = 'U', <i>ab</i> stores the upper triangular part of A . If <i>uplo</i> = 'L', <i>ab</i> stores the lower triangular part of A .
<i>n</i>	INTEGER. The order of the matrix A ($n \geq 0$).
<i>kd</i>	INTEGER. The number of super- or sub-diagonals in A ($kd \geq 0$).
<i>ab, work</i>	REAL for <code>ssbevd</code> DOUBLE PRECISION for <code>dsbevd</code> . Arrays: <i>ab</i> (<i>ldab</i> ,*) is an array containing either upper or lower triangular part of the symmetric matrix A (as specified by <i>uplo</i>) in band storage format. The second dimension of <i>ab</i> must be at least $\max(1, n)$. <i>work</i> is a workspace array, its dimension $\max(1, lwork)$.

<i>ldab</i>	INTEGER. The leading dimension of <i>ab</i> ; must be at least $kd+1$.
<i>ldz</i>	INTEGER. The leading dimension of the output array <i>z</i> . Constraints: if <i>jobz</i> = 'N', then $ldz \geq 1$; if <i>jobz</i> = 'V', then $ldz \geq \max(1, n)$.
<i>lwork</i>	INTEGER. The dimension of the array <i>work</i> . Constraints: if $n \leq 1$, then $lwork \geq 1$; if <i>jobz</i> = 'N' and $n > 1$, then $lwork \geq 2n$; if <i>jobz</i> = 'V' and $n > 1$, then $lwork \geq 2*n^2 + 5*n + 1$. If $lwork = -1$, then a workspace query is assumed; the routine only calculates the optimal size of the <i>work</i> and <i>iwork</i> arrays, returns these values as the first entries of the <i>work</i> and <i>iwork</i> arrays, and no error message related to <i>lwork</i> or <i>liwork</i> is issued by xerbla . See <i>Application Notes</i> for details.
<i>iwork</i>	INTEGER. Workspace array, its dimension $\max(1, liwork)$.
<i>liwork</i>	INTEGER. The dimension of the array <i>iwork</i> . Constraints: if $n \leq 1$, then $liwork < 1$; if <i>job</i> = 'N' and $n > 1$, then $liwork < 1$; if <i>job</i> = 'V' and $n > 1$, then $liwork < 5*n+3$. If $liwork = -1$, then a workspace query is assumed; the routine only calculates the optimal size of the <i>work</i> and <i>iwork</i> arrays, returns these values as the first entries of the <i>work</i> and <i>iwork</i> arrays, and no error message related to <i>lwork</i> or <i>liwork</i> is issued by xerbla . See <i>Application Notes</i> for details.

Output Parameters

<i>w</i> , <i>z</i>	REAL for ssbevd DOUBLE PRECISION for dsbevd Arrays:
---------------------	---

	<p>$w(*)$, DIMENSION at least $\max(1, n)$. If $info = 0$, contains the eigenvalues of the matrix A in ascending order. See also $info$. $z(ldz,*)$. The second dimension of z must be: at least 1 if $job = 'N'$; at least $\max(1, n)$ if $job = 'V'$. If $job = 'V'$, then this array is overwritten by the orthogonal matrix Z which contains the eigenvectors of A. The i-th column of Z contains the eigenvector which corresponds to the eigenvalue $w(i)$. If $job = 'N'$, then z is not referenced.</p>
ab	On exit, this array is overwritten by the values generated during the reduction to tridiagonal form.
$work(1)$	On exit, if $lwork > 0$, then $work(1)$ returns the required minimal size of $lwork$.
$iwork(1)$	On exit, if $liwork > 0$, then $iwork(1)$ returns the required minimal size of $liwork$.
$info$	<p>INTEGER. If $info = 0$, the execution is successful. If $info = i$, then the algorithm failed to converge; i indicates the number of elements of an intermediate tridiagonal form which did not converge to zero. If $info = -i$, the i-th parameter had an illegal value.</p>

Fortran 95 Interface Notes

Routines in Fortran 95 interface have fewer arguments in the calling sequence than their FORTRAN 77 counterparts. For general conventions applied to skip redundant or restorable arguments, see [Fortran 95 Interface Conventions](#).

Specific details for the routine `sbevd` interface are the following:

ab	Holds the array A of size $(kd+1, n)$.
w	Holds the vector with the number of elements n .
z	Holds the matrix Z of size (n, n) .
$uplo$	Must be 'U' or 'L'. The default value is 'U'.
$jobz$	Restored based on the presence of the argument z as follows:

`jobz = 'V',` if `z` is present,
`jobz = 'N',` if `z` is omitted.

Application Notes

The computed eigenvalues and eigenvectors are exact for a matrix $T+E$ such that

$\|E\|_2 = O(\epsilon) * \|T\|_2$, where ϵ is the machine precision.

If it is not clear how much workspace to supply, use a generous value of `lwork` (or `liwork`) for the first run or set `lwork = -1` (`liwork = -1`).

If any of admissible `lwork` (or `liwork`) has any of admissible sizes, which is no less than the minimal value described, the routine completes the task, though probably not so fast as with a recommended workspace, and provides the recommended workspace in the first element of the corresponding array (`work(1)`, `iwork(1)`) on exit. Use this value (`work(1)`, `iwork(1)`) for subsequent runs.

If `lwork = -1` (`liwork = -1`), the routine returns immediately and provides the recommended workspace in the first element of the corresponding array (`work`, `iwork`). This operation is called a workspace query.

Note that if `work` (`liwork`) is less than the minimal required value and is not equal to -1, the routine returns immediately with an error exit and does not provide any information on the recommended workspace.

The complex analogue of this routine is [?hbевd](#).

See also [?syevd](#) for matrices held in full storage, and [?spevd](#) for matrices held in packed storage.

?hbевd

Computes all eigenvalues and (optionally) all eigenvectors of a complex Hermitian band matrix using divide and conquer algorithm.

Syntax

FORTRAN 77:

```
call chbevд(jobz, uplo, n, kd, ab, ldab, w, z, ldz, work, lwork, rwork, lrwork,
iwork, liwork, info)
```

```
call zhbevd(jobz, uplo, n, kd, ab, ldab, w, z, ldz, work, lwork, rwork, lrwork,
iwork, liwork, info)
```

Fortran 95:

```
call hbevd(ab, w [,uplo] [,z] [,info])
```

Description

This routine is declared in `mkl_lapack.fi` for FORTRAN 77 interface, in `lapack.f90` for Fortran 95 interface, and in `mkl_lapack.h` for C interface.

The routine computes all the eigenvalues, and optionally all the eigenvectors, of a complex Hermitian band matrix A . In other words, it can compute the spectral factorization of A as: $A = Z \Lambda Z^H$.

Here Λ is a real diagonal matrix whose diagonal elements are the eigenvalues λ_i , and Z is the (complex) unitary matrix whose columns are the eigenvectors z_i . Thus,

$$A z_i = \lambda_i z_i \text{ for } i = 1, 2, \dots, n.$$

If the eigenvectors are requested, then this routine uses a divide and conquer algorithm to compute eigenvalues and eigenvectors. However, if only eigenvalues are required, then it uses the Pal-Walker-Kahan variant of the QL or QR algorithm.

Input Parameters

<i>jobz</i>	CHARACTER*1. Must be 'N' or 'V'. If <i>jobz</i> = 'N', then only eigenvalues are computed. If <i>jobz</i> = 'V', then eigenvalues and eigenvectors are computed.
<i>uplo</i>	CHARACTER*1. Must be 'U' or 'L'. If <i>uplo</i> = 'U', <i>ab</i> stores the upper triangular part of A . If <i>uplo</i> = 'L', <i>ab</i> stores the lower triangular part of A .
<i>n</i>	INTEGER. The order of the matrix A ($n \geq 0$).
<i>kd</i>	INTEGER. The number of super- or sub-diagonals in A ($kd \geq 0$).
<i>ab, work</i>	COMPLEX for <code>chbevd</code> DOUBLE COMPLEX for <code>zhbevd</code> . Arrays:

ab (*ldab*,*) is an array containing either upper or lower triangular part of the Hermitian matrix *A* (as specified by *uplo*) in band storage format.
The second dimension of *ab* must be at least $\max(1, n)$.
work (*) is a workspace array, its dimension $\max(1, lwork)$.

ldab INTEGER. The leading dimension of *ab*; must be at least $kd+1$.

ldz INTEGER. The leading dimension of the output array *z*.
Constraints:
if *jobz* = 'N', then $ldz \geq 1$;
if *jobz* = 'V', then $ldz \geq \max(1, n)$.

lwork INTEGER.
The dimension of the array *work*.
Constraints:
if $n \leq 1$, then $lwork \geq 1$;
if *jobz* = 'N' and $n > 1$, then $lwork \geq n$;
if *jobz* = 'V' and $n > 1$, then $lwork \geq 2*n^2$.
If *lwork* = -1, then a workspace query is assumed; the routine only calculates the optimal size of the *work*, *rwork* and *iwork* arrays, returns these values as the first entries of the *work*, *rwork* and *iwork* arrays, and no error message related to *lwork* or *lrwork* or *liwork* is issued by [xerbla](#). See *Application Notes* for details.

rwork REAL for *chbevd*
DOUBLE PRECISION for *zhbevd*
Workspace array, DIMENSION at least *lrwork*.

lrwork INTEGER.
The dimension of the array *rwork*.
Constraints:
if $n \leq 1$, then $lrwork \geq 1$;
if *jobz* = 'N' and $n > 1$, then $lrwork \geq n$;
if *jobz* = 'V' and $n > 1$, then $lrwork \geq 2*n^2 + 5*n + 1$.

If $lrwork = -1$, then a workspace query is assumed; the routine only calculates the optimal size of the *work*, *rwork* and *iwork* arrays, returns these values as the first entries of the *work*, *rwork* and *iwork* arrays, and no error message related to *lwork* or *lrwork* or *liwork* is issued by [xerbla](#). See *Application Notes* for details.

iwork

INTEGER. Workspace array, DIMENSION $\max(1, liwork)$.

liwork

INTEGER.

The dimension of the array *iwork*.

Constraints:

if $jobz = 'N'$ or $n \leq 1$, then $liwork \geq 1$;

if $jobz = 'V'$ and $n > 1$, then $liwork \geq 5*n+3$.

If $liwork = -1$, then a workspace query is assumed; the routine only calculates the optimal size of the *work*, *rwork* and *iwork* arrays, returns these values as the first entries of the *work*, *rwork* and *iwork* arrays, and no error message related to *lwork* or *lrwork* or *liwork* is issued by [xerbla](#). See *Application Notes* for details.

Output Parameters

w

REAL for *chbevd*

DOUBLE PRECISION for *zhbevd*

Array, DIMENSION at least $\max(1, n)$.

If $info = 0$, contains the eigenvalues of the matrix *A* in ascending order. See also *info*.

z

COMPLEX for *chbevd*

DOUBLE COMPLEX for *zhbevd*

Array, DIMENSION (*ldz*, *).

The second dimension of *z* must be:

at least 1 if $jobz = 'N'$;

at least $\max(1, n)$ if $jobz = 'V'$.

If $jobz = 'V'$, then this array is overwritten by the unitary matrix *Z* which contains the eigenvectors of *A*. The *i*-th column of *Z* contains the eigenvector which corresponds to the eigenvalue $w(i)$.

If $jobz = 'N'$, then *z* is not referenced.

<i>ab</i>	On exit, this array is overwritten by the values generated during the reduction to tridiagonal form.
<i>work</i> (1)	On exit, if <i>lwork</i> > 0, then the real part of <i>work</i> (1) returns the required minimal size of <i>lwork</i> .
<i>rwork</i> (1)	On exit, if <i>lrwork</i> > 0, then <i>rwork</i> (1) returns the required minimal size of <i>lrwork</i> .
<i>iwork</i> (1)	On exit, if <i>liwork</i> > 0, then <i>iwork</i> (1) returns the required minimal size of <i>liwork</i> .
<i>info</i>	INTEGER. If <i>info</i> = 0, the execution is successful. If <i>info</i> = <i>i</i> , then the algorithm failed to converge; <i>i</i> indicates the number of elements of an intermediate tridiagonal form which did not converge to zero. If <i>info</i> = - <i>i</i> , the <i>i</i> -th parameter had an illegal value.

Fortran 95 Interface Notes

Routines in Fortran 95 interface have fewer arguments in the calling sequence than their FORTRAN 77 counterparts. For general conventions applied to skip redundant or restorable arguments, see [Fortran 95 Interface Conventions](#).

Specific details for the routine `hbevd` interface are the following:

<i>ab</i>	Holds the array <i>A</i> of size $(kd+1, n)$.
<i>w</i>	Holds the vector with the number of elements <i>n</i> .
<i>z</i>	Holds the matrix <i>Z</i> of size (n, n) .
<i>uplo</i>	Must be 'U' or 'L'. The default value is 'U'.
<i>jobz</i>	Restored based on the presence of the argument <i>z</i> as follows: <i>jobz</i> = 'V', if <i>z</i> is present, <i>jobz</i> = 'N', if <i>z</i> is omitted.

Application Notes

The computed eigenvalues and eigenvectors are exact for a matrix $T + E$ such that $\|E\|_2 = O(\epsilon) \|T\|_2$, where ϵ is the machine precision.

If you are in doubt how much workspace to supply, use a generous value of *lwork* (*liwork* or *lrwork*) for the first run or set *lwork* = -1 (*liwork* = -1, *lrwork* = -1).

If you choose the first option and set any of admissible *lwork* (*liwork* or *lrwork*) sizes, which is no less than the minimal value described, the routine completes the task, though probably not so fast as with a recommended workspace, and provides the recommended workspace in the first element of the corresponding array (*work*, *iwork*, *rwork*) on exit. Use this value (*work*(1), *iwork*(1), *rwork*(1)) for subsequent runs.

If you set *lwork* = -1 (*liwork* = -1, *lrwork* = -1), the routine returns immediately and provides the recommended workspace in the first element of the corresponding array (*work*, *iwork*, *rwork*). This operation is called a workspace query.

Note that if you set *lwork* (*liwork*, *lrwork*) to less than the minimal required value and not -1, the routine returns immediately with an error exit and does not provide any information on the recommended workspace.

The real analogue of this routine is [?sbevd](#).

See also [?heevd](#) for matrices held in full storage, and [?hpevd](#) for matrices held in packed storage.

?sbevz

Computes selected eigenvalues and, optionally, eigenvectors of a real symmetric band matrix.

Syntax

FORTRAN 77:

```
call ssbevz(jobz, range, uplo, n, kd, ab, ldab, q, ldq, vl, vu, il, iu, abstol,
m, w, z, ldz, work, iwork, ifail, info)
```

```
call dsbevz(jobz, range, uplo, n, kd, ab, ldab, q, ldq, vl, vu, il, iu, abstol,
m, w, z, ldz, work, iwork, ifail, info)
```

Fortran 95:

```
call sbvz(ab, w [,uplo] [,z] [,vl] [,vu] [,il] [,iu] [,m] [,ifail] [,q]
[,abstol] [,info])
```

Description

This routine is declared in `mkl_lapack.fi` for FORTRAN 77 interface, in `lapack.f90` for Fortran 95 interface, and in `mkl_lapack.h` for C interface.

The routine computes selected eigenvalues and, optionally, eigenvectors of a real symmetric band matrix A . Eigenvalues and eigenvectors can be selected by specifying either a range of values or a range of indices for the desired eigenvalues.

Input Parameters

<i>jobz</i>	<p>CHARACTER*1. Must be 'N' or 'V'.</p> <p>If <i>jobz</i> = 'N', then only eigenvalues are computed.</p> <p>If <i>jobz</i> = 'V', then eigenvalues and eigenvectors are computed.</p>
<i>range</i>	<p>CHARACTER*1. Must be 'A' or 'V' or 'I'.</p> <p>If <i>range</i> = 'A', the routine computes all eigenvalues.</p> <p>If <i>range</i> = 'V', the routine computes eigenvalues $\lambda(i)$ in the half-open interval: $vl < \lambda(i) \leq vu$.</p> <p>If <i>range</i> = 'I', the routine computes eigenvalues in range <i>il</i> to <i>iu</i>.</p>
<i>uplo</i>	<p>CHARACTER*1. Must be 'U' or 'L'.</p> <p>If <i>uplo</i> = 'U', <i>ab</i> stores the upper triangular part of A.</p> <p>If <i>uplo</i> = 'L', <i>ab</i> stores the lower triangular part of A.</p>
<i>n</i>	INTEGER. The order of the matrix A ($n \geq 0$).
<i>kd</i>	INTEGER. The number of super- or sub-diagonals in A ($kd \geq 0$).
<i>ab, work</i>	<p>REAL for ssbevz</p> <p>DOUBLE PRECISION for dsbevz.</p> <p>Arrays:</p> <p><i>ab</i> (<i>ldab</i>,*) is an array containing either upper or lower triangular part of the symmetric matrix A (as specified by <i>uplo</i>) in band storage format.</p> <p>The second dimension of <i>ab</i> must be at least $\max(1, n)$.</p> <p><i>work</i> (*) is a workspace array.</p> <p>The dimension of <i>work</i> must be at least $\max(1, 7n)$.</p>
<i>ldab</i>	INTEGER. The leading dimension of <i>ab</i> ; must be at least $kd + 1$.
<i>vl, vu</i>	<p>REAL for ssbevz</p> <p>DOUBLE PRECISION for dsbevz.</p>

	<p>If <i>range</i> = 'V', the lower and upper bounds of the interval to be searched for eigenvalues.</p> <p>Constraint: <i>vl</i> < <i>vu</i>.</p> <p>If <i>range</i> = 'A' or 'I', <i>vl</i> and <i>vu</i> are not referenced.</p>
<i>il, iu</i>	<p>INTEGER.</p> <p>If <i>range</i> = 'I', the indices in ascending order of the smallest and largest eigenvalues to be returned.</p> <p>Constraint: $1 \leq il \leq iu \leq n$, if $n > 0$; $il=1$ and $iu=0$ if $n = 0$.</p> <p>If <i>range</i> = 'A' or 'V', <i>il</i> and <i>iu</i> are not referenced.</p>
<i>abstol</i>	<p>REAL for <i>chpevx</i> DOUBLE PRECISION for <i>zhpevx</i></p> <p>The absolute error tolerance to which each eigenvalue is required. See <i>Application notes</i> for details on error tolerance.</p>
<i>ldq, ldz</i>	<p>INTEGER. The leading dimensions of the output arrays <i>q</i> and <i>z</i>, respectively.</p> <p>Constraints:</p> <p>$ldq \geq 1, ldz \geq 1$;</p> <p>If <i>jobz</i> = 'V', then $ldq \geq \max(1, n)$ and $ldz \geq \max(1, n)$.</p>
<i>iwork</i>	<p>INTEGER. Workspace array, DIMENSION at least $\max(1, 5n)$.</p>

Output Parameters

<i>q</i>	<p>REAL for <i>ssbevx</i> DOUBLE PRECISION for <i>dsbevx</i>.</p> <p>Array, DIMENSION (<i>ldz</i>, <i>n</i>).</p> <p>If <i>jobz</i> = 'V', the <i>n</i>-by-<i>n</i> orthogonal matrix is used in the reduction to tridiagonal form.</p> <p>If <i>jobz</i> = 'N', the array <i>q</i> is not referenced.</p>
<i>m</i>	<p>INTEGER. The total number of eigenvalues found, $0 \leq m \leq n$.</p> <p>If <i>range</i> = 'A', $m = n$, and if <i>range</i> = 'I', $m = iu-il+1$.</p>
<i>w, z</i>	<p>REAL for <i>ssbevx</i> DOUBLE PRECISION for <i>dsbevx</i></p> <p>Arrays:</p>

$w(*)$, DIMENSION at least $\max(1, n)$. The first m elements of w contain the selected eigenvalues of the matrix A in ascending order.

$z(ldz,*)$.

The second dimension of z must be at least $\max(1, m)$.

If $jobz = 'V'$, then if $info = 0$, the first m columns of z contain the orthonormal eigenvectors of the matrix A corresponding to the selected eigenvalues, with the i -th column of z holding the eigenvector associated with $w(i)$. If an eigenvector fails to converge, then that column of z contains the latest approximation to the eigenvector, and the index of the eigenvector is returned in $ifail$.

If $jobz = 'N'$, then z is not referenced.

Note: you must ensure that at least $\max(1, m)$ columns are supplied in the array z ; if $range = 'V'$, the exact value of m is not known in advance and an upper bound must be used.

ab

On exit, this array is overwritten by the values generated during the reduction to tridiagonal form.

If $uplo = 'U'$, the first superdiagonal and the diagonal of the tridiagonal matrix T are returned in rows kd and $kd+1$ of ab , and if $uplo = 'L'$, the diagonal and first subdiagonal of T are returned in the first two rows of ab .

ifail

INTEGER.

Array, DIMENSION at least $\max(1, n)$.

If $jobz = 'V'$, then if $info = 0$, the first m elements of $ifail$ are zero; if $info > 0$, the $ifail$ contains the indices the eigenvectors that failed to converge.

If $jobz = 'N'$, then $ifail$ is not referenced.

info

INTEGER.

If $info = 0$, the execution is successful.

If $info = -i$, the i -th parameter had an illegal value.

If $info = i$, then i eigenvectors failed to converge; their indices are stored in the array $ifail$.

Fortran 95 Interface Notes

Routines in Fortran 95 interface have fewer arguments in the calling sequence than their FORTRAN 77 counterparts. For general conventions applied to skip redundant or restorable arguments, see [Fortran 95 Interface Conventions](#).

Specific details for the routine `sbevxx` interface are the following:

<i>ab</i>	Holds the array <i>A</i> of size $(kd+1, n)$.
<i>w</i>	Holds the vector with the number of elements <i>n</i> .
<i>z</i>	Holds the matrix <i>Z</i> of size (n, n) , where the values <i>n</i> and <i>m</i> are significant.
<i>ifail</i>	Holds the vector with the number of elements <i>n</i> .
<i>q</i>	Holds the matrix <i>Q</i> of size (n, n) .
<i>uplo</i>	Must be 'U' or 'L'. The default value is 'U'.
<i>vl</i>	Default value for this element is $vl = -HUGE(vl)$.
<i>vu</i>	Default value for this element is $vu = HUGE(vl)$.
<i>il</i>	Default value for this argument is $il = 1$.
<i>iu</i>	Default value for this argument is $iu = n$.
<i>abstol</i>	Default value for this element is $abstol = 0.0_WP$.
<i>jobz</i>	Restored based on the presence of the argument <i>z</i> as follows: $jobz = 'V'$, if <i>z</i> is present, $jobz = 'N'$, if <i>z</i> is omitted Note that there will be an error condition if either <i>ifail</i> or <i>q</i> is present and <i>z</i> is omitted.
<i>range</i>	Restored based on the presence of arguments <i>vl</i> , <i>vu</i> , <i>il</i> , <i>iu</i> as follows: $range = 'V'$, if one of or both <i>vl</i> and <i>vu</i> are present, $range = 'I'$, if one of or both <i>il</i> and <i>iu</i> are present, $range = 'A'$, if none of <i>vl</i> , <i>vu</i> , <i>il</i> , <i>iu</i> is present, Note that there will be an error condition if one of or both <i>vl</i> and <i>vu</i> are present and at the same time one of or both <i>il</i> and <i>iu</i> are present.

Application Notes

An approximate eigenvalue is accepted as converged when it is determined to lie in an interval $[a, b]$ of width less than or equal to $abstol + \epsilon \cdot \max(|a|, |b|)$, where ϵ is the machine precision.

If *abstol* is less than or equal to zero, then $\epsilon * ||T||_1$ is used as tolerance, where *T* is the tridiagonal matrix obtained by reducing *A* to tridiagonal form. Eigenvalues will be computed most accurately when *abstol* is set to twice the underflow threshold $2 * \text{?lamch}('S')$, not zero.

If this routine returns with *info* > 0, indicating that some eigenvectors did not converge, try setting *abstol* to $2 * \text{?lamch}('S')$.

?hbevx

Computes selected eigenvalues and, optionally, eigenvectors of a Hermitian band matrix.

Syntax

FORTRAN 77:

```
call chbevx(jobz, range, uplo, n, kd, ab, ldab, q, ldq, vl, vu, il, iu, abstol,
m, w, z, ldz, work, rwork, iwork, ifail, info)
```

```
call zhbevx(jobz, range, uplo, n, kd, ab, ldab, q, ldq, vl, vu, il, iu, abstol,
m, w, z, ldz, work, rwork, iwork, ifail, info)
```

Fortran 95:

```
call hbevx(ab, w [,uplo] [,z] [,vl] [,vu] [,il] [,iu] [,m] [,ifail] [,q]
[,abstol] [,info])
```

Description

This routine is declared in `mkl_lapack.fi` for FORTRAN 77 interface, in `lapack.f90` for Fortran 95 interface, and in `mkl_lapack.h` for C interface.

The routine computes selected eigenvalues and, optionally, eigenvectors of a complex Hermitian band matrix *A*. Eigenvalues and eigenvectors can be selected by specifying either a range of values or a range of indices for the desired eigenvalues.

Input Parameters

<i>jobz</i>	CHARACTER*1. Must be 'N' or 'V'. If <i>job</i> = 'N', then only eigenvalues are computed. If <i>job</i> = 'V', then eigenvalues and eigenvectors are computed.
<i>range</i>	CHARACTER*1. Must be 'A' or 'V' or 'I'.

	<p>If <i>range</i> = 'A', the routine computes all eigenvalues.</p> <p>If <i>range</i> = 'V', the routine computes eigenvalues $\lambda(i)$ in the half-open interval: $vl < \lambda(i) \leq vu$.</p> <p>If <i>range</i> = 'I', the routine computes eigenvalues with indices <i>il</i> to <i>iu</i>.</p>
<i>uplo</i>	<p>CHARACTER*1. Must be 'U' or 'L'.</p> <p>If <i>uplo</i> = 'U', <i>ab</i> stores the upper triangular part of <i>A</i>.</p> <p>If <i>uplo</i> = 'L', <i>ab</i> stores the lower triangular part of <i>A</i>.</p>
<i>n</i>	INTEGER. The order of the matrix <i>A</i> ($n \geq 0$).
<i>kd</i>	INTEGER. The number of super- or sub-diagonals in <i>A</i> ($kd \geq 0$).
<i>ab, work</i>	<p>COMPLEX for <i>chbev</i>x</p> <p>DOUBLE COMPLEX for <i>zhbev</i>x.</p> <p>Arrays:</p> <p><i>ab</i> (<i>ldab</i>,*) is an array containing either upper or lower triangular part of the Hermitian matrix <i>A</i> (as specified by <i>uplo</i>) in band storage format.</p> <p>The second dimension of <i>ab</i> must be at least $\max(1, n)$.</p> <p><i>work</i> (*) is a workspace array.</p> <p>The dimension of <i>work</i> must be at least $\max(1, n)$.</p>
<i>ldab</i>	INTEGER. The leading dimension of <i>ab</i> ; must be at least <i>kd</i> + 1.
<i>vl, vu</i>	<p>REAL for <i>chbev</i>x</p> <p>DOUBLE PRECISION for <i>zhbev</i>x.</p> <p>If <i>range</i> = 'V', the lower and upper bounds of the interval to be searched for eigenvalues.</p> <p>Constraint: $vl < vu$.</p> <p>If <i>range</i> = 'A' or 'I', <i>vl</i> and <i>vu</i> are not referenced.</p>
<i>il, iu</i>	<p>INTEGER.</p> <p>If <i>range</i> = 'I', the indices in ascending order of the smallest and largest eigenvalues to be returned.</p> <p>Constraint: $1 \leq il \leq iu \leq n$, if $n > 0$; $il=1$ and $iu=0$ if $n = 0$.</p> <p>If <i>range</i> = 'A' or 'V', <i>il</i> and <i>iu</i> are not referenced.</p>

<i>abstol</i>	<p>REAL for <code>chbev</code></p> <p>DOUBLE PRECISION for <code>zhbev</code>.</p> <p>The absolute error tolerance to which each eigenvalue is required. See <i>Application notes</i> for details on error tolerance.</p>
<i>ldq, ldz</i>	<p>INTEGER. The leading dimensions of the output arrays <i>q</i> and <i>z</i>, respectively.</p> <p>Constraints:</p> <p>$ldq \geq 1, \quad ldz \geq 1;$</p> <p>If <i>jobz</i> = 'V', then $ldq \geq \max(1, n)$ and $ldz \geq \max(1, n)$.</p>
<i>rwork</i>	<p>REAL for <code>chbev</code></p> <p>DOUBLE PRECISION for <code>zhbev</code></p> <p>Workspace array, DIMENSION at least $\max(1, 7n)$.</p>
<i>iwork</i>	<p>INTEGER. Workspace array, DIMENSION at least $\max(1, 5n)$.</p>

Output Parameters

<i>q</i>	<p>COMPLEX for <code>chbev</code> DOUBLE COMPLEX for <code>zhbev</code>.</p> <p>Array, DIMENSION (<i>ldz</i>,<i>n</i>).</p> <p>If <i>jobz</i> = 'V', the <i>n</i>-by-<i>n</i> unitary matrix is used in the reduction to tridiagonal form.</p> <p>If <i>jobz</i> = 'N', the array <i>q</i> is not referenced.</p>
<i>m</i>	<p>INTEGER. The total number of eigenvalues found,</p> <p>$0 \leq m \leq n$.</p> <p>If <i>range</i> = 'A', $m = n$, and if <i>range</i> = 'I', $m = iu-il+1$.</p>
<i>w</i>	<p>REAL for <code>chbev</code></p> <p>DOUBLE PRECISION for <code>zhbev</code></p> <p>Array, DIMENSION at least $\max(1, n)$. The first <i>m</i> elements contain the selected eigenvalues of the matrix <i>A</i> in ascending order.</p>
<i>z</i>	<p>COMPLEX for <code>chbev</code></p> <p>DOUBLE COMPLEX for <code>zhbev</code>.</p> <p>Array <i>z</i>(<i>ldz</i>,*). The second dimension of <i>z</i> must be at least $\max(1, m)$.</p>

If *jobz* = 'V', then if *info* = 0, the first *m* columns of *z* contain the orthonormal eigenvectors of the matrix *A* corresponding to the selected eigenvalues, with the *i*-th column of *z* holding the eigenvector associated with $w(i)$. If an eigenvector fails to converge, then that column of *z* contains the latest approximation to the eigenvector, and the index of the eigenvector is returned in *ifail*.

If *jobz* = 'N', then *z* is not referenced.

Note: you must ensure that at least $\max(1, m)$ columns are supplied in the array *z*; if *range* = 'V', the exact value of *m* is not known in advance and an upper bound must be used.

ab

On exit, this array is overwritten by the values generated during the reduction to tridiagonal form.

If *uplo* = 'U', the first superdiagonal and the diagonal of the tridiagonal matrix *T* are returned in rows *kd* and *kd+1* of *ab*, and if *uplo* = 'L', the diagonal and first subdiagonal of *T* are returned in the first two rows of *ab*.

ifail

INTEGER.

Array, DIMENSION at least $\max(1, n)$.

If *jobz* = 'V', then if *info* = 0, the first *m* elements of *ifail* are zero; if *info* > 0, the *ifail* contains the indices of the eigenvectors that failed to converge.

If *jobz* = 'N', then *ifail* is not referenced.

info

INTEGER.

If *info* = 0, the execution is successful.

If *info* = -*i*, the *i*-th parameter had an illegal value.

If *info* = *i*, then *i* eigenvectors failed to converge; their indices are stored in the array *ifail*.

Fortran 95 Interface Notes

Routines in Fortran 95 interface have fewer arguments in the calling sequence than their FORTRAN 77 counterparts. For general conventions applied to skip redundant or restorable arguments, see [Fortran 95 Interface Conventions](#).

Specific details for the routine `hbevz` interface are the following:

ab

Holds the array *A* of size $(kd+1, n)$.

<i>w</i>	Holds the vector with the number of elements <i>n</i> .
<i>z</i>	Holds the matrix <i>Z</i> of size (n, n) , where the values <i>n</i> and <i>m</i> are significant.
<i>ifail</i>	Holds the vector with the number of elements <i>n</i> .
<i>q</i>	Holds the matrix <i>Q</i> of size (n, n) .
<i>uplo</i>	Must be 'U' or 'L'. The default value is 'U'.
<i>vl</i>	Default value for this element is <i>vl</i> = -HUGE(<i>vl</i>).
<i>vu</i>	Default value for this element is <i>vu</i> = HUGE(<i>vl</i>).
<i>il</i>	Default value for this argument is <i>il</i> = 1.
<i>iu</i>	Default value for this argument is <i>iu</i> = <i>n</i> .
<i>abstol</i>	Default value for this element is <i>abstol</i> = 0.0_WP.
<i>jobz</i>	Restored based on the presence of the argument <i>z</i> as follows: <i>jobz</i> = 'V', if <i>z</i> is present, <i>jobz</i> = 'N', if <i>z</i> is omitted Note that there will be an error condition if either <i>ifail</i> or <i>q</i> is present and <i>z</i> is omitted.
<i>range</i>	Restored based on the presence of arguments <i>vl</i> , <i>vu</i> , <i>il</i> , <i>iu</i> as follows: <i>range</i> = 'V', if one of or both <i>vl</i> and <i>vu</i> are present, <i>range</i> = 'I', if one of or both <i>il</i> and <i>iu</i> are present, <i>range</i> = 'A', if none of <i>vl</i> , <i>vu</i> , <i>il</i> , <i>iu</i> is present, Note that there will be an error condition if one of or both <i>vl</i> and <i>vu</i> are present and at the same time one of or both <i>il</i> and <i>iu</i> are present.

Application Notes

An approximate eigenvalue is accepted as converged when it is determined to lie in an interval $[a,b]$ of width less than or equal to $abstol + \epsilon * \max(|a|, |b|)$, where ϵ is the machine precision.

If *abstol* is less than or equal to zero, then $\epsilon * ||T||_1$ will be used in its place, where *T* is the tridiagonal matrix obtained by reducing *A* to tridiagonal form. Eigenvalues will be computed most accurately when *abstol* is set to twice the underflow threshold $2 * \text{lamch}('S')$, not zero.

If this routine returns with *info* > 0, indicating that some eigenvectors did not converge, try setting *abstol* to $2 * \text{lamch}('S')$.

?stev

Computes all eigenvalues and, optionally, eigenvectors of a real symmetric tridiagonal matrix.

Syntax

FORTRAN 77:

```
call sstev(jobz, n, d, e, z, ldz, work, info)
call dstev(jobz, n, d, e, z, ldz, work, info)
```

Fortran 95:

```
call stev(d, e [,z] [,info])
```

Description

This routine is declared in `mkl_lapack.fi` for FORTRAN 77 interface, in `lapack.f90` for Fortran 95 interface, and in `mkl_lapack.h` for C interface.

The routine computes all eigenvalues and, optionally, eigenvectors of a real symmetric tridiagonal matrix A .

Input Parameters

<i>jobz</i>	CHARACTER*1. Must be 'N' or 'V'. If <i>jobz</i> = 'N', then only eigenvalues are computed. If <i>jobz</i> = 'V', then eigenvalues and eigenvectors are computed.
<i>n</i>	INTEGER. The order of the matrix A ($n \geq 0$).
<i>d, e, work</i>	REAL for <code>ssstev</code> DOUBLE PRECISION for <code>dstev</code> . Arrays: <i>d</i> (*) contains the n diagonal elements of the tridiagonal matrix A . The dimension of <i>d</i> must be at least $\max(1, n)$. <i>e</i> (*) contains the $n-1$ subdiagonal elements of the tridiagonal matrix A . The dimension of <i>e</i> must be at least $\max(1, n-1)$. The n -th element of this array is used as workspace.

work(*) is a workspace array.

The dimension of *work* must be at least $\max(1, 2n-2)$.

If *jobz* = 'N', *work* is not referenced.

ldz

INTEGER. The leading dimension of the output array *z*; *ldz*

≥ 1 . If *jobz* = 'V' then $ldz \geq \max(1, n)$.

Output Parameters

d

On exit, if *info* = 0, contains the eigenvalues of the matrix *A* in ascending order.

z

REAL for *sstev*

DOUBLE PRECISION for *dstev*

Array, DIMENSION (*ldz*, *).

The second dimension of *z* must be at least $\max(1, n)$.

If *jobz* = 'V', then if *info* = 0, *z* contains the orthonormal eigenvectors of the matrix *A*, with the *i*-th column of *z* holding the eigenvector associated with the eigenvalue returned in *d*(*i*).

If *jobz* = 'N', then *z* is not referenced.

e

On exit, this array is overwritten with intermediate results.

info

INTEGER.

If *info* = 0, the execution is successful.

If *info* = -*i*, the *i*-th parameter had an illegal value.

If *info* = *i*, then the algorithm failed to converge;

i elements of *e* did not converge to zero.

Fortran 95 Interface Notes

Routines in Fortran 95 interface have fewer arguments in the calling sequence than their FORTRAN 77 counterparts. For general conventions applied to skip redundant or restorable arguments, see [Fortran 95 Interface Conventions](#).

Specific details for the routine *stev* interface are the following:

d

Holds the vector of length *n*.

e

Holds the vector of length *n*.

z

Holds the matrix *z* of size (*n*, *n*).

jobz

Restored based on the presence of the argument *z* as follows:

$jobz = 'V'$, if z is present,
 $jobz = 'N'$, if z is omitted.

?stevd

Computes all eigenvalues and (optionally) all eigenvectors of a real symmetric tridiagonal matrix using divide and conquer algorithm.

Syntax

FORTRAN 77:

```
call sstevd(jobz, n, d, e, z, ldz, work, lwork, iwork, liwork, info)
call dstevd(jobz, n, d, e, z, ldz, work, lwork, iwork, liwork, info)
```

Fortran 95:

```
call stevd(d, e [,z] [,info])
```

Description

This routine is declared in `mkl_lapack.fi` for FORTRAN 77 interface, in `lapack.f90` for Fortran 95 interface, and in `mkl_lapack.h` for C interface.

The routine computes all the eigenvalues, and optionally all the eigenvectors, of a real symmetric tridiagonal matrix T . In other words, the routine can compute the spectral factorization of T as: $T = Z \Lambda Z^T$.

Here Λ is a diagonal matrix whose diagonal elements are the eigenvalues λ_i , and Z is the orthogonal matrix whose columns are the eigenvectors z_i . Thus,

$$T * z_i = \lambda_i * z_i \text{ for } i = 1, 2, \dots, n.$$

If the eigenvectors are requested, then this routine uses a divide and conquer algorithm to compute eigenvalues and eigenvectors. However, if only eigenvalues are required, then it uses the Pal-Walker-Kahan variant of the QL or QR algorithm.

There is no complex analogue of this routine.

Input Parameters

$jobz$ CHARACTER*1. Must be 'N' or 'V'.
 If $jobz = 'N'$, then only eigenvalues are computed.

If *jobz* = 'V', then eigenvalues and eigenvectors are computed.

n INTEGER. The order of the matrix *T* ($n \geq 0$).

d, *e*, *work* REAL for *sstevd*
DOUBLE PRECISION for *dstevd*.

Arrays:
d(*) contains the *n* diagonal elements of the tridiagonal matrix *T*.
The dimension of *d* must be at least $\max(1, n)$.
e(*) contains the *n*-1 off-diagonal elements of *T*.
The dimension of *e* must be at least $\max(1, n-1)$. The *n*-th element of this array is used as workspace.
work(*) is a workspace array.
The dimension of *work* must be at least *lwork*.

ldz INTEGER. The leading dimension of the output array *z*.
Constraints:
ldz ≥ 1 if *job* = 'N';
ldz $< \max(1, n)$ if *job* = 'V'.

lwork INTEGER.
The dimension of the array *work*.
Constraints:
if *jobz* = 'N' or $n \leq 1$, then *lwork* ≥ 1 ;
if *jobz* = 'V' and $n > 1$, then *lwork* $\geq n^2 + 4*n + 1$.
If *lwork* = -1, then a workspace query is assumed; the routine only calculates the required sizes of the *work* and *iwork* arrays, returns these values as the first entries of the *work* and *iwork* arrays, and no error message related to *lwork* or *liwork* is issued by [xerbla](#). See *Application Notes* for details.

iwork INTEGER. Workspace array, its dimension $\max(1, liwork)$.

liwork INTEGER.
The dimension of the array *iwork*.
Constraints:
if *jobz* = 'N' or $n \leq 1$, then *liwork* ≥ 1 ;
if *jobz* = 'V' and $n > 1$, then *liwork* $\geq 5*n+3$.

If $liwork = -1$, then a workspace query is assumed; the routine only calculates the required sizes of the $work$ and $iwork$ arrays, returns these values as the first entries of the $work$ and $iwork$ arrays, and no error message related to $lwork$ or $liwork$ is issued by [xerbla](#). See *Application Notes* for details.

Output Parameters

d	On exit, if $info = 0$, contains the eigenvalues of the matrix T in ascending order. See also $info$.
z	REAL for <code>sstevd</code> DOUBLE PRECISION for <code>dstevd</code> Array, DIMENSION ($ldz, *$). The second dimension of z must be: at least 1 if $jobz = 'N'$; at least $\max(1, n)$ if $jobz = 'V'$. If $jobz = 'V'$, then this array is overwritten by the orthogonal matrix Z which contains the eigenvectors of T . If $jobz = 'N'$, then z is not referenced.
e	On exit, this array is overwritten with intermediate results.
$work(1)$	On exit, if $lwork > 0$, then $work(1)$ returns the required minimal size of $lwork$.
$iwork(1)$	On exit, if $liwork > 0$, then $iwork(1)$ returns the required minimal size of $liwork$.
$info$	INTEGER. If $info = 0$, the execution is successful. If $info = i$, then the algorithm failed to converge; i indicates the number of elements of an intermediate tridiagonal form which did not converge to zero. If $info = -i$, the i -th parameter had an illegal value.

Fortran 95 Interface Notes

Routines in Fortran 95 interface have fewer arguments in the calling sequence than their FORTRAN 77 counterparts. For general conventions applied to skip redundant or restorable arguments, see [Fortran 95 Interface Conventions](#).

Specific details for the routine `stevd` interface are the following:

<i>d</i>	Holds the vector of length <i>n</i> .
<i>e</i>	Holds the vector of length <i>n</i> .
<i>z</i>	Holds the matrix <i>Z</i> of size (<i>n</i> , <i>n</i>).
<i>jobz</i>	Restored based on the presence of the argument <i>z</i> as follows: $jobz = 'V'$, if <i>z</i> is present, $jobz = 'N'$, if <i>z</i> is omitted.

Application Notes

The computed eigenvalues and eigenvectors are exact for a matrix $T+E$ such that $\|E\|_2 = O(\epsilon) * \|T\|_2$, where ϵ is the machine precision.

If λ_i is an exact eigenvalue, and m_i is the corresponding computed value, then

$$|\mu_i - \lambda_i| \leq c(n) * \epsilon * \|T\|_2$$

where $c(n)$ is a modestly increasing function of *n*.

If z_i is the corresponding exact eigenvector, and w_i is the corresponding computed vector, then the angle $\theta(z_i, w_i)$ between them is bounded as follows:

$$\theta(z_i, w_i) \leq c(n) * \epsilon * \|T\|_2 / \min_{i \neq j} |\lambda_i - \lambda_j|.$$

Thus the accuracy of a computed eigenvector depends on the gap between its eigenvalue and all the other eigenvalues.

If it is not clear how much workspace to supply, use a generous value of *lwork* (or *liwork*) for the first run, or set *lwork* = -1 (*liwork* = -1).

If *lwork* (or *liwork*) has any of admissible sizes, which is no less than the minimal value described, then the routine completes the task, though probably not so fast as with a recommended workspace, and provides the recommended workspace in the first element of the corresponding array (*work*, *iwork*) on exit. Use this value (*work*(1), *iwork*(1)) for subsequent runs.

If *lwork* = -1 (*liwork* = -1), then the routine returns immediately and provides the recommended workspace in the first element of the corresponding array (*work*, *iwork*). This operation is called a workspace query.

Note that if *lwork* (*liwork*) is less than the minimal required value and is not equal to -1, then the routine returns immediately with an error exit and does not provide any information on the recommended workspace.

?stevx

Computes selected eigenvalues and eigenvectors of a real symmetric tridiagonal matrix.

Syntax

FORTRAN 77:

```
call sstevx(jobz, range, n, d, e, vl, vu, il, iu, abstol, m, w, z, ldz, work,
iwork, ifail, info)

call dstevx(jobz, range, n, d, e, vl, vu, il, iu, abstol, m, w, z, ldz, work,
iwork, ifail, info)
```

Fortran 95:

```
call stevx(d, e, w [, z] [,vl] [,vu] [,il] [,iu] [,m] [,ifail] [,abstol]
[,info])
```

Description

This routine is declared in `mkl_lapack.fi` for FORTRAN 77 interface, in `lapack.f90` for Fortran 95 interface, and in `mkl_lapack.h` for C interface.

The routine computes selected eigenvalues and, optionally, eigenvectors of a real symmetric tridiagonal matrix *A*. Eigenvalues and eigenvectors can be selected by specifying either a range of values or a range of indices for the desired eigenvalues.

Input Parameters

<i>jobz</i>	CHARACTER*1. Must be 'N' or 'V'. If <i>job</i> = 'N', then only eigenvalues are computed. If <i>job</i> = 'V', then eigenvalues and eigenvectors are computed.
<i>range</i>	CHARACTER*1. Must be 'A' or 'V' or 'I'. If <i>range</i> = 'A', the routine computes all eigenvalues. If <i>range</i> = 'V', the routine computes eigenvalues $\lambda(i)$ in the half-open interval: $vl < \lambda(i) \leq vu$.

If *range* = 'I', the routine computes eigenvalues with indices *il* to *iu*.

n INTEGER. The order of the matrix *A* ($n \geq 0$).

d, *e*, *work* REAL for *sstevx*
DOUBLE PRECISION for *dstevx*.
Arrays:
d(*) contains the *n* diagonal elements of the tridiagonal matrix *A*.
The dimension of *d* must be at least $\max(1, n)$.
e(*) contains the *n*-1 subdiagonal elements of *A*.
The dimension of *e* must be at least $\max(1, n-1)$. The *n*-th element of this array is used as workspace.
work(*) is a workspace array.
The dimension of *work* must be at least $\max(1, 5n)$.

vl, *vu* REAL for *sstevx*
DOUBLE PRECISION for *dstevx*.
If *range* = 'V', the lower and upper bounds of the interval to be searched for eigenvalues.
Constraint: *vl* < *vu*.
If *range* = 'A' or 'I', *vl* and *vu* are not referenced.

il, *iu* INTEGER.
If *range* = 'I', the indices in ascending order of the smallest and largest eigenvalues to be returned.
Constraint: $1 \leq il \leq iu \leq n$, if $n > 0$; *il*=1 and *iu*=0 if $n = 0$.
If *range* = 'A' or 'V', *il* and *iu* are not referenced.

abstol REAL for *sstevx*
DOUBLE PRECISION for *dstevx*. The absolute error tolerance to which each eigenvalue is required. See *Application notes* for details on error tolerance.

ldz INTEGER. The leading dimensions of the output array *z*;
 $ldz \geq 1$. If *jobz* = 'V', then $ldz \geq \max(1, n)$.

iwork INTEGER. Workspace array, DIMENSION at least $\max(1, 5n)$.

Output Parameters

<i>m</i>	<p>INTEGER. The total number of eigenvalues found,</p> $0 \leq m \leq n.$ <p>If <i>range</i> = 'A', <i>m</i> = <i>n</i>, and if <i>range</i> = 'I', <i>m</i> = <i>iu-il</i>+1.</p>
<i>w</i> , <i>z</i>	<p>REAL for <i>sstevx</i> DOUBLE PRECISION for <i>dstevx</i>.</p> <p>Arrays: <i>w</i>(*), DIMENSION at least $\max(1, n)$. The first <i>m</i> elements of <i>w</i> contain the selected eigenvalues of the matrix <i>A</i> in ascending order.</p> <p><i>z</i>(<i>ldz</i>,*). The second dimension of <i>z</i> must be at least $\max(1, m)$. If <i>jobz</i> = 'V', then if <i>info</i> = 0, the first <i>m</i> columns of <i>z</i> contain the orthonormal eigenvectors of the matrix <i>A</i> corresponding to the selected eigenvalues, with the <i>i</i>-th column of <i>z</i> holding the eigenvector associated with <i>w</i>(<i>i</i>). If an eigenvector fails to converge, then that column of <i>z</i> contains the latest approximation to the eigenvector, and the index of the eigenvector is returned in <i>ifail</i>. If <i>jobz</i> = 'N', then <i>z</i> is not referenced. Note: you must ensure that at least $\max(1, m)$ columns are supplied in the array <i>z</i>; if <i>range</i> = 'V', the exact value of <i>m</i> is not known in advance and an upper bound must be used.</p>
<i>d</i> , <i>e</i>	<p>On exit, these arrays may be multiplied by a constant factor chosen to avoid overflow or underflow in computing the eigenvalues.</p>
<i>ifail</i>	<p>INTEGER. Array, DIMENSION at least $\max(1, n)$. If <i>jobz</i> = 'V', then if <i>info</i> = 0, the first <i>m</i> elements of <i>ifail</i> are zero; if <i>info</i> > 0, the <i>ifail</i> contains the indices of the eigenvectors that failed to converge. If <i>jobz</i> = 'N', then <i>ifail</i> is not referenced.</p>
<i>info</i>	<p>INTEGER. If <i>info</i> = 0, the execution is successful. If <i>info</i> = -<i>i</i>, the <i>i</i>-th parameter had an illegal value.</p>

If $info = i$, then i eigenvectors failed to converge; their indices are stored in the array *ifail*.

Fortran 95 Interface Notes

Routines in Fortran 95 interface have fewer arguments in the calling sequence than their FORTRAN 77 counterparts. For general conventions applied to skip redundant or restorable arguments, see [Fortran 95 Interface Conventions](#).

Specific details for the routine `stevx` interface are the following:

<i>d</i>	Holds the vector of length n .
<i>e</i>	Holds the vector of length n .
<i>w</i>	Holds the vector of length n .
<i>z</i>	Holds the matrix Z of size (n, n) , where the values n and m are significant.
<i>ifail</i>	Holds the vector of length n .
<i>vl</i>	Default value for this element is $vl = -HUGE(vl)$.
<i>vu</i>	Default value for this element is $vu = HUGE(vl)$.
<i>il</i>	Default value for this argument is $il = 1$.
<i>iu</i>	Default value for this argument is $iu = n$.
<i>abstol</i>	Default value for this element is $abstol = 0.0_WP$.
<i>jobz</i>	Restored based on the presence of the argument z as follows: $jobz = 'V'$, if z is present, $jobz = 'N'$, if z is omitted Note that there will be an error condition if <i>ifail</i> is present and z is omitted.
<i>range</i>	Restored based on the presence of arguments vl, vu, il, iu as follows: $range = 'V'$, if one of or both vl and vu are present, $range = 'I'$, if one of or both il and iu are present, $range = 'A'$, if none of vl, vu, il, iu is present, Note that there will be an error condition if one of or both vl and vu are present and at the same time one of or both il and iu are present.

Application Notes

An approximate eigenvalue is accepted as converged when it is determined to lie in an interval $[a,b]$ of width less than or equal to $abstol + \epsilon \max(|a|, |b|)$, where ϵ is the machine precision.

If `abstol` is less than or equal to zero, then $\epsilon * ||A||^1$ is used instead. Eigenvalues are computed most accurately when `abstol` is set to twice the underflow threshold `2*?lamch('S')`, not zero.

If this routine returns with `info > 0`, indicating that some eigenvectors did not converge, set `abstol` to `2*?lamch('S')`.

?stevr

Computes selected eigenvalues and, optionally, eigenvectors of a real symmetric tridiagonal matrix using the Relatively Robust Representations.

Syntax

FORTRAN 77:

```
call sstevr(jobz, range, n, d, e, vl, vu, il, iu, abstol, m, w, z, ldz, isuppz,
work, lwork, iwork, liwork, info)

call dstevr(jobz, range, n, d, e, vl, vu, il, iu, abstol, m, w, z, ldz, isuppz,
work, lwork, iwork, liwork, info)
```

Fortran 95:

```
call stevr(d, e, w [, z] [,vl] [,vu] [,il] [,iu] [,m] [,isuppz] [,abstol]
[,info])
```

Description

This routine is declared in `mkl_lapack.fi` for FORTRAN 77 interface, in `lapack.f90` for Fortran 95 interface, and in `mkl_lapack.h` for C interface.

The routine computes selected eigenvalues and, optionally, eigenvectors of a real symmetric tridiagonal matrix T . Eigenvalues and eigenvectors can be selected by specifying either a range of values or a range of indices for the desired eigenvalues.

Whenever possible, the routine calls [?stemr](#) to compute the eigenspectrum using Relatively Robust Representations. [?stegr](#) computes eigenvalues by the *dqds* algorithm, while orthogonal eigenvectors are computed from various “good” $L^*D^*L^T$ representations (also known as Relatively Robust Representations). Gram-Schmidt orthogonalization is avoided as far as possible. More specifically, the various steps of the algorithm are as follows. For the i -th unreduced block of T :

- a. Compute $T - \sigma_i = L_i^*D_i^*L_i^T$, such that $L_i^*D_i^*L_i^T$ is a relatively robust representation.

- b.** Compute the eigenvalues, λ_j , of $L_i * D_i * L_i^T$ to high relative accuracy by the *dqds* algorithm.
- c.** If there is a cluster of close eigenvalues, “choose” σ_i close to the cluster, and go to Step (a).
- d.** Given the approximate eigenvalue λ_j of $L_i * D_i * L_i^T$, compute the corresponding eigenvector by forming a rank-revealing twisted factorization.

The desired accuracy of the output can be specified by the input parameter *abstol*.

The routine `?stevr` calls `?stemr` when the full spectrum is requested on machines which conform to the IEEE-754 floating point standard. `?stevr` calls `?stebz` and `?stein` on non-IEEE machines and when partial spectrum requests are made.

Input Parameters

jobz CHARACTER*1. Must be 'N' or 'V'.
 If *jobz* = 'N', then only eigenvalues are computed.
 If *jobz* = 'V', then eigenvalues and eigenvectors are computed.

range CHARACTER*1. Must be 'A' or 'V' or 'I'.
 If *range* = 'A', the routine computes all eigenvalues.
 If *range* = 'V', the routine computes eigenvalues $\lambda(i)$ in the half-open interval:
 $vl < \lambda(i) \leq vu$.
 If *range* = 'I', the routine computes eigenvalues with indices *il* to *iu*.
 For *range* = 'V' or 'I' and $iu - il < n - 1$, `sstebz/dstebz` and `sstein/dstein` are called.

n INTEGER. The order of the matrix T ($n \geq 0$).

d, *e*, *work* REAL for `sstevr`
 DOUBLE PRECISION for `dstevr`.
 Arrays:
d(*) contains the *n* diagonal elements of the tridiagonal matrix T .
 The dimension of *d* must be at least $\max(1, n)$.
e(*) contains the *n*-1 subdiagonal elements of A .
 The dimension of *e* must be at least $\max(1, n-1)$. The *n*-th element of this array is used as workspace.

	<p><i>work</i> is a workspace array, its dimension $\max(1, lwork)$.</p>
<i>vl, vu</i>	<p>REAL for <i>sstevr</i> DOUBLE PRECISION for <i>dstevr</i>. If <i>range</i> = 'V', the lower and upper bounds of the interval to be searched for eigenvalues. Constraint: $vl < vu$. If <i>range</i> = 'A' or 'I', <i>vl</i> and <i>vu</i> are not referenced.</p>
<i>il, iu</i>	<p>INTEGER. If <i>range</i> = 'I', the indices in ascending order of the smallest and largest eigenvalues to be returned. Constraint: $1 \leq il \leq iu \leq n$, if $n > 0$; $il=1$ and $iu=0$ if $n = 0$. If <i>range</i> = 'A' or 'V', <i>il</i> and <i>iu</i> are not referenced.</p>
<i>abstol</i>	<p>REAL for <i>sstevr</i> DOUBLE PRECISION for <i>dstevr</i>. The absolute error tolerance to which each eigenvalue/eigenvector is required. If <i>jobz</i> = 'V', the eigenvalues and eigenvectors output have residual norms bounded by <i>abstol</i>, and the dot products between different eigenvectors are bounded by <i>abstol</i>. If $abstol < n * \text{eps} * T$, then $n * \text{eps} * T$ will be used in its place, where <i>eps</i> is the machine precision, and T is the 1-norm of the matrix <i>T</i>. The eigenvalues are computed to an accuracy of $\text{eps} * T$ irrespective of <i>abstol</i>. If high relative accuracy is important, set <i>abstol</i> to ?lamch('S').</p>
<i>ldz</i>	<p>INTEGER. The leading dimension of the output array <i>z</i>. Constraints: $ldz \geq 1$ if <i>jobz</i> = 'N'; $ldz \geq \max(1, n)$ if <i>jobz</i> = 'V'.</p>
<i>lwork</i>	<p>INTEGER. The dimension of the array <i>work</i>. Constraint: $lwork \geq \max(1, 20*n)$.</p>

If $lwork = -1$, then a workspace query is assumed; the routine only calculates the required sizes of the $work$ and $iwork$ arrays, returns these values as the first entries of the $work$ and $iwork$ arrays, and no error message related to $lwork$ or $liwork$ is issued by [xerbla](#). See *Application Notes* for details.

$iwork$

INTEGER.

Workspace array, its dimension $\max(1, liwork)$.

$liwork$

INTEGER.

The dimension of the array $iwork$,

$lwork \geq \max(1, 10*n)$.

If $liwork = -1$, then a workspace query is assumed; the routine only calculates the required sizes of the $work$ and $iwork$ arrays, returns these values as the first entries of the $work$ and $iwork$ arrays, and no error message related to $lwork$ or $liwork$ is issued by [xerbla](#). See *Application Notes* for details.

Output Parameters

m

INTEGER. The total number of eigenvalues found,

$0 \leq m \leq n$. If $range = 'A'$, $m = n$, and if $range = 'I'$, $m = iu-il+1$.

w, z

REAL for `sstevr`

DOUBLE PRECISION for `dstevr`.

Arrays:

$w(*)$, DIMENSION at least $\max(1, n)$.

The first m elements of w contain the selected eigenvalues of the matrix T in ascending order.

$z(ldz,*)$.

The second dimension of z must be at least $\max(1, m)$.

If $jobz = 'V'$, then if $info = 0$, the first m columns of z contain the orthonormal eigenvectors of the matrix T corresponding to the selected eigenvalues, with the i -th column of z holding the eigenvector associated with $w(i)$.

If $jobz = 'N'$, then z is not referenced.

Note: you must ensure that at least $\max(1, m)$ columns are supplied in the array z ; if $range = 'V'$, the exact value of m is not known in advance and an upper bound must be used.

d, e

On exit, these arrays may be multiplied by a constant factor chosen to avoid overflow or underflow in computing the eigenvalues.

$isuppz$

INTEGER.

Array, DIMENSION at least $2 * \max(1, m)$.

The support of the eigenvectors in z , i.e., the indices indicating the nonzero elements in z . The i -th eigenvector is nonzero only in elements $isuppz(2i-1)$ through $isuppz(2i)$.

Implemented only for $range = 'A'$ or $'I'$ and $iu-il = n-1$.

$work(1)$

On exit, if $info = 0$, then $work(1)$ returns the required minimal size of $lwork$.

$iwork(1)$

On exit, if $info = 0$, then $iwork(1)$ returns the required minimal size of $liwork$.

$info$

INTEGER.

If $info = 0$, the execution is successful.

If $info = -i$, the i -th parameter had an illegal value.

If $info = i$, an internal error has occurred.

Fortran 95 Interface Notes

Routines in Fortran 95 interface have fewer arguments in the calling sequence than their FORTRAN 77 counterparts. For general conventions applied to skip redundant or restorable arguments, see [Fortran 95 Interface Conventions](#).

Specific details for the routine `stevr` interface are the following:

d

Holds the vector of length n .

e

Holds the vector of length n .

w

Holds the vector of length n .

z

Holds the matrix z of size (n, n) , where the values n and m are significant.

$isuppz$

Holds the vector of length $(2*n)$, where the values $(2*m)$ are significant.

<i>vl</i>	Default value for this element is $vl = -HUGE(vl)$.
<i>vu</i>	Default value for this element is $vu = HUGE(vl)$.
<i>il</i>	Default value for this argument is $il = 1$.
<i>iu</i>	Default value for this argument is $iu = n$.
<i>abstol</i>	Default value for this element is $abstol = 0.0_WP$.
<i>jobz</i>	Restored based on the presence of the argument <i>z</i> as follows: $jobz = 'V'$, if <i>z</i> is present, $jobz = 'N'$, if <i>z</i> is omitted Note that there will be an error condition if <i>ifail</i> is present and <i>z</i> is omitted.
<i>range</i>	Restored based on the presence of arguments <i>vl</i> , <i>vu</i> , <i>il</i> , <i>iu</i> as follows: $range = 'V'$, if one of or both <i>vl</i> and <i>vu</i> are present, $range = 'I'$, if one of or both <i>il</i> and <i>iu</i> are present, $range = 'A'$, if none of <i>vl</i> , <i>vu</i> , <i>il</i> , <i>iu</i> is present, Note that there will be an error condition if one of or both <i>vl</i> and <i>vu</i> are present and at the same time one of or both <i>il</i> and <i>iu</i> are present.

Application Notes

Normal execution of the routine `?stegr` may create NaNs and infinities and hence may abort due to a floating point exception in environments which do not handle NaNs and infinities in the IEEE standard default manner.

If it is not clear how much workspace to supply, use a generous value of *lwork* (or *liwork*) for the first run, or set $lwork = -1$ ($liwork = -1$).

If *lwork* (or *liwork*) has any of admissible sizes, which is no less than the minimal value described, then the routine completes the task, though probably not so fast as with a recommended workspace, and provides the recommended workspace in the first element of the corresponding array (*work*, *iwork*) on exit. Use this value (*work*(1), *iwork*(1)) for subsequent runs.

If $lwork = -1$ ($liwork = -1$), then the routine returns immediately and provides the recommended workspace in the first element of the corresponding array (*work*, *iwork*). This operation is called a workspace query.

Note that if *lwork* (*liwork*) is less than the minimal required value and is not equal to -1, then the routine returns immediately with an error exit and does not provide any information on the recommended workspace.

Nonsymmetric Eigenproblems

This section describes LAPACK driver routines used for solving nonsymmetric eigenproblems. See also [computational routines](#) that can be called to solve these problems.

[Table 4-11](#) lists all such driver routines for FORTRAN 77 interface. Respective routine names in Fortran 95 interface are without the first symbol (see [Routine Naming Conventions](#)).

Table 4-11 Driver Routines for Solving Nonsymmetric Eigenproblems

Routine Name	Operation performed
?gees	Computes the eigenvalues and Schur factorization of a general matrix, and orders the factorization so that selected eigenvalues are at the top left of the Schur form.
?geesx	Computes the eigenvalues and Schur factorization of a general matrix, orders the factorization and computes reciprocal condition numbers.
?geev	Computes the eigenvalues and left and right eigenvectors of a general matrix.
?geevx	Computes the eigenvalues and left and right eigenvectors of a general matrix, with preliminary matrix balancing, and computes reciprocal condition numbers for the eigenvalues and right eigenvectors.

?gees

Computes the eigenvalues and Schur factorization of a general matrix, and orders the factorization so that selected eigenvalues are at the top left of the Schur form.

Syntax

FORTRAN 77:

```
call sgees(jobvs, sort, select, n, a, lda, sdim, wr, wi, vs, ldvs, work,
lwork, bwork, info)

call dgees(jobvs, sort, select, n, a, lda, sdim, wr, wi, vs, ldvs, work,
lwork, bwork, info)
```



```
call cgees(jobvs, sort, select, n, a, lda, sdim, w, vs, ldvs, work, lwork,
rwork, bwork, info)

call zgees(jobvs, sort, select, n, a, lda, sdim, w, vs, ldvs, work, lwork,
rwork, bwork, info)
```

Fortran 95:

```
call gees(a, wr, wi [,vs] [,select] [,sdim] [,info])
call gees(a, w [,vs] [,select] [,sdim] [,info])
```

Description

This routine is declared in `mkl_lapack.fi` for FORTRAN 77 interface, in `lapack.f90` for Fortran 95 interface, and in `mkl_lapack.h` for C interface.

The routine computes for an n -by- n real/complex nonsymmetric matrix A , the eigenvalues, the real Schur form T , and, optionally, the matrix of Schur vectors Z . This gives the Schur factorization $A = Z^* T^* Z^H$.

Optionally, it also orders the eigenvalues on the diagonal of the real-Schur/Schur form so that selected eigenvalues are at the top left. The leading columns of Z then form an orthonormal basis for the invariant subspace corresponding to the selected eigenvalues.

A real matrix is in real-Schur form if it is upper quasi-triangular with 1-by-1 and 2-by-2 blocks. 2-by-2 blocks will be standardized in the form

$$\begin{pmatrix} a & b \\ c & a \end{pmatrix}$$

where $b^*c < 0$. The eigenvalues of such a block are $a \pm \sqrt{bc}$

A complex matrix is in Schur form if it is upper triangular.

Input Parameters

jobvs CHARACTER*1. Must be 'N' or 'V'.
 If *jobvs* = 'N', then Schur vectors are not computed.
 If *jobvs* = 'V', then Schur vectors are computed.

<i>sort</i>	<p>CHARACTER*1. Must be 'N' or 'S'. Specifies whether or not to order the eigenvalues on the diagonal of the Schur form.</p> <p>If <i>sort</i> = 'N', then eigenvalues are not ordered.</p> <p>If <i>sort</i> = 'S', eigenvalues are ordered (see <i>select</i>).</p>
<i>select</i>	<p>LOGICAL FUNCTION of two REAL arguments for real flavors.</p> <p>LOGICAL FUNCTION of one COMPLEX argument for complex flavors.</p> <p><i>select</i> must be declared EXTERNAL in the calling subroutine.</p> <p>If <i>sort</i> = 'S', <i>select</i> is used to select eigenvalues to sort to the top left of the Schur form.</p> <p>If <i>sort</i> = 'N', <i>select</i> is not referenced.</p> <p>For real flavors:</p> <p>An eigenvalue $w_r(j) + \text{sqrt}(-1) * w_i(j)$ is selected if <i>select</i>(<i>w_r</i>(<i>j</i>), <i>w_i</i>(<i>j</i>)) is true; that is, if either one of a complex conjugate pair of eigenvalues is selected, then both complex eigenvalues are selected.</p> <p>Note that a selected complex eigenvalue may no longer satisfy <i>select</i>(<i>w_r</i>(<i>j</i>), <i>w_i</i>(<i>j</i>)) = .TRUE. after ordering, since ordering may change the value of complex eigenvalues (especially if the eigenvalue is ill-conditioned); in this case <i>info</i> may be set to <i>n</i>+2 (see <i>info</i> below).</p> <p>For complex flavors:</p> <p>An eigenvalue <i>w</i>(<i>j</i>) is selected if <i>select</i>(<i>w</i>(<i>j</i>)) is true.</p>
<i>n</i>	<p>INTEGER. The order of the matrix <i>A</i> ($n \geq 0$).</p>
<i>a, work</i>	<p>REAL for sgees</p> <p>DOUBLE PRECISION for dgees</p> <p>COMPLEX for cgees</p> <p>DOUBLE COMPLEX for zgees.</p> <p>Arrays:</p> <p><i>a</i>(<i>lda</i>,*) is an array containing the <i>n</i>-by-<i>n</i> matrix <i>A</i>.</p> <p>The second dimension of <i>a</i> must be at least max(1, <i>n</i>).</p> <p><i>work</i> is a workspace array, its dimension max(1, <i>lwork</i>).</p>
<i>lda</i>	<p>INTEGER. The first dimension of the array <i>a</i>. Must be at least max(1, <i>n</i>).</p>

<i>ldvs</i>	<p>INTEGER. The leading dimension of the output array <i>vs</i>. Constraints: $ldvs \geq 1$; $ldvs \geq \max(1, n)$ if <i>jobvs</i> = 'V'.</p>
<i>lwork</i>	<p>INTEGER. The dimension of the array <i>work</i>. Constraint: $lwork \geq \max(1, 3n)$ for real flavors; $lwork \geq \max(1, 2n)$ for complex flavors. If <i>lwork</i> = -1, then a workspace query is assumed; the routine only calculates the optimal size of the <i>work</i> array, returns this value as the first entry of the <i>work</i> array, and no error message related to <i>lwork</i> is issued by xerbla.</p>
<i>rwork</i>	<p>REAL for cgees DOUBLE PRECISION for zgees Workspace array, DIMENSION at least $\max(1, n)$. Used in complex flavors only.</p>
<i>bwork</i>	<p>LOGICAL. Workspace array, DIMENSION at least $\max(1, n)$. Not referenced if <i>sort</i> = 'N'.</p>

Output Parameters

<i>a</i>	<p>On exit, this array is overwritten by the real-Schur/Schur form <i>T</i>.</p>
<i>sdim</i>	<p>INTEGER. If <i>sort</i> = 'N', <i>sdim</i> = 0. If <i>sort</i> = 'S', <i>sdim</i> is equal to the number of eigenvalues (after sorting) for which <i>select</i> is true. Note that for real flavors complex conjugate pairs for which <i>select</i> is true for either eigenvalue count as 2.</p>
<i>wr, wi</i>	<p>REAL for sgees DOUBLE PRECISION for dgees Arrays, DIMENSION at least $\max(1, n)$ each. Contain the real and imaginary parts, respectively, of the computed eigenvalues, in the same order that they appear on the</p>

	diagonal of the output real-Schur form T . Complex conjugate pairs of eigenvalues appear consecutively with the eigenvalue having positive imaginary part first.
w	COMPLEX for cgees DOUBLE COMPLEX for zgees. Array, DIMENSION at least $\max(1, n)$. Contains the computed eigenvalues. The eigenvalues are stored in the same order as they appear on the diagonal of the output Schur form T .
vs	REAL for sgees DOUBLE PRECISION for dgees COMPLEX for cgees DOUBLE COMPLEX for zgees. Array $vs(ldvs,*)$; the second dimension of vs must be at least $\max(1, n)$. If $jobvs = 'V'$, vs contains the orthogonal/unitary matrix Z of Schur vectors. If $jobvs = 'N'$, vs is not referenced.
$work(1)$	On exit, if $info = 0$, then $work(1)$ returns the required minimal size of $lwork$.
$info$	INTEGER. If $info = 0$, the execution is successful. If $info = -i$, the i th parameter had an illegal value. If $info = i$, and $i \leq n$: the QR algorithm failed to compute all the eigenvalues; elements $1:ilo-1$ and $i+1:n$ of wr and wi (for real flavors) or w (for complex flavors) contain those eigenvalues which have converged; if $jobvs = 'V'$, vs contains the matrix which reduces A to its partially converged Schur form; $i = n+1$: the eigenvalues could not be reordered because some eigenvalues were too close to separate (the problem is very ill-conditioned); $i = n+2$:

after reordering, round-off changed values of some complex eigenvalues so that leading eigenvalues in the Schur form no longer satisfy `select = .TRUE..` This could also be caused by underflow due to scaling.

Fortran 95 Interface Notes

Routines in Fortran 95 interface have fewer arguments in the calling sequence than their FORTRAN 77 counterparts. For general conventions applied to skip redundant or restorable arguments, see [Fortran 95 Interface Conventions](#).

Specific details for the routine `gees` interface are the following:

<code>a</code>	Holds the matrix <code>A</code> of size (n, n) .
<code>wr</code>	Holds the vector of length n . Used in real flavors only.
<code>wi</code>	Holds the vector of length n . Used in real flavors only.
<code>w</code>	Holds the vector of length n . Used in complex flavors only.
<code>vs</code>	Holds the matrix <code>VS</code> of size (n, n) .
<code>jobvs</code>	Restored based on the presence of the argument <code>vs</code> as follows: <code>jobvs = 'V'</code> , if <code>vs</code> is present, <code>jobvs = 'N'</code> , if <code>vs</code> is omitted.
<code>sort</code>	Restored based on the presence of the argument <code>select</code> as follows: <code>sort = 'S'</code> , if <code>select</code> is present, <code>sort = 'N'</code> , if <code>select</code> is omitted.

Application Notes

If you are in doubt how much workspace to supply, use a generous value of `lwork` for the first run or set `lwork = -1`.

If you choose the first option and set any of admissible `lwork` sizes, which is no less than the minimal value described, the routine completes the task, though probably not so fast as with a recommended workspace, and provides the recommended workspace in the first element of the corresponding array `work` on exit. Use this value (`work(1)`) for subsequent runs.

If you set `lwork = -1`, the routine returns immediately and provides the recommended workspace in the first element of the corresponding array (`work`). This operation is called a workspace query.

Note that if you set *lwork* to less than the minimal required value and not -1, the routine returns immediately with an error exit and does not provide any information on the recommended workspace.

?geesx

Computes the eigenvalues and Schur factorization of a general matrix, orders the factorization and computes reciprocal condition numbers.

Syntax

FORTRAN 77:

```
call sgeesx(jobvs, sort, select, sense, n, a, lda, sdim, wr, wi, vs, ldvs,
rconde, rcondv, work, lwork, iwork, liwork, bwork, info)

call dgeesx(jobvs, sort, select, sense, n, a, lda, sdim, wr, wi, vs, ldvs,
rconde, rcondv, work, lwork, iwork, liwork, bwork, info)

call cgeesx(jobvs, sort, select, sense, n, a, lda, sdim, w, vs, ldvs, rconde,
rcondv, work, lwork, rwork, bwork, info)

call zgeesx(jobvs, sort, select, sense, n, a, lda, sdim, w, vs, ldvs, rconde,
rcondv, work, lwork, rwork, bwork, info)
```

Fortran 95:

```
call geesx(a, wr, wi [,vs] [,select] [,sdim] [,rconde] [,rconde] [,info])
call geesx(a, w [,vs] [,select] [,sdim] [,rconde] [,rconde] [,info])
```

Description

This routine is declared in `mk1_lapack.fi` for FORTRAN 77 interface, in `lapack.f90` for Fortran 95 interface, and in `mk1_lapack.h` for C interface.

The routine computes for an n -by- n real/complex nonsymmetric matrix A , the eigenvalues, the real-Schur/Schur form T , and, optionally, the matrix of Schur vectors Z . This gives the Schur factorization $A = Z^* T^* Z^H$.

Optionally, it also orders the eigenvalues on the diagonal of the real-Schur/Schur form so that selected eigenvalues are at the top left; computes a reciprocal condition number for the average of the selected eigenvalues (*rconde*); and computes a reciprocal condition number for the right invariant subspace corresponding to the selected eigenvalues (*rcondv*). The leading columns of *Z* form an orthonormal basis for this invariant subspace.

For further explanation of the reciprocal condition numbers *rconde* and *rcondv*, see [LUG], Section 4.10 (where these quantities are called *s* and *sep* respectively).

A real matrix is in real-Schur form if it is upper quasi-triangular with 1-by-1 and 2-by-2 blocks. 2-by-2 blocks will be standardized in the form

$$\begin{pmatrix} a & b \\ c & a \end{pmatrix}$$

where $b^*c < 0$. The eigenvalues of such a block are $a \pm \sqrt{bc}$

A complex matrix is in Schur form if it is upper triangular.

Input Parameters

<i>jobvs</i>	CHARACTER*1. Must be 'N' or 'V'. If <i>jobvs</i> = 'N', then Schur vectors are not computed. If <i>jobvs</i> = 'V', then Schur vectors are computed.
<i>sort</i>	CHARACTER*1. Must be 'N' or 'S'. Specifies whether or not to order the eigenvalues on the diagonal of the Schur form. If <i>sort</i> = 'N', then eigenvalues are not ordered. If <i>sort</i> = 'S', eigenvalues are ordered (see <i>select</i>).
<i>select</i>	LOGICAL FUNCTION of two REAL arguments for real flavors. LOGICAL FUNCTION of one COMPLEX argument for complex flavors. <i>select</i> must be declared EXTERNAL in the calling subroutine. If <i>sort</i> = 'S', <i>select</i> is used to select eigenvalues to sort to the top left of the Schur form. If <i>sort</i> = 'N', <i>select</i> is not referenced.

For real flavors:

An eigenvalue $wr(j) + \sqrt{-1} * wi(j)$ is selected if $select(wr(j), wi(j))$ is true; that is, if either one of a complex conjugate pair of eigenvalues is selected, then both complex eigenvalues are selected.

Note that a selected complex eigenvalue may no longer satisfy $select(wr(j), wi(j)) = .TRUE.$ after ordering, since ordering may change the value of complex eigenvalues (especially if the eigenvalue is ill-conditioned); in this case *info* may be set to $n+2$ (see *info* below).

For complex flavors:

An eigenvalue $w(j)$ is selected if $select(w(j))$ is true.

sense

CHARACTER*1. Must be 'N', 'E', 'V', or 'B'. Determines which reciprocal condition number are computed.

If *sense* = 'N', none are computed;

If *sense* = 'E', computed for average of selected eigenvalues only;

If *sense* = 'V', computed for selected right invariant subspace only;

If *sense* = 'B', computed for both.

If *sense* is 'E', 'V', or 'B', then *sort* must equal 'S'.

n

INTEGER. The order of the matrix *A* ($n \geq 0$).

a, work

REAL for sgeesx

DOUBLE PRECISION for dgeesx

COMPLEX for cgeesx

DOUBLE COMPLEX for zgeesx.

Arrays:

a(lda,)* is an array containing the n -by- n matrix *A*.

The second dimension of *a* must be at least $\max(1, n)$.

work is a workspace array, its dimension $\max(1, lwork)$.

lda

INTEGER. The first dimension of the array *a*. Must be at least $\max(1, n)$.

ldvs

INTEGER. The leading dimension of the output array *vs*.

Constraints:

$ldvs \geq 1$;

$ldvs \geq \max(1, n)$ if *jobvs* = 'V'.

<i>lwork</i>	<p>INTEGER.</p> <p>The dimension of the array <i>work</i>. Constraint:</p> <p>$lwork \geq \max(1, 3n)$ for real flavors;</p> <p>$lwork \geq \max(1, 2n)$ for complex flavors.</p> <p>Also, if <i>sense</i> = 'E', 'V', or 'B', then</p> <p>$lwork \geq n+2*sdim*(n-sdim)$ for real flavors;</p> <p>$lwork \geq 2*sdim*(n-sdim)$ for complex flavors;</p> <p>where <i>sdim</i> is the number of selected eigenvalues computed by this routine.</p> <p>Note that $2*sdim*(n-sdim) \leq n*n/2$. Note also that an error is only returned if $lwork < \max(1, 2*n)$, but if <i>sense</i> = 'E', or 'V', or 'B' this may not be large enough.</p> <p>For good performance, <i>lwork</i> must generally be larger.</p> <p>If <i>lwork</i> = -1, then a workspace query is assumed; the routine only calculates upper bound on the optimal size of the array <i>work</i>, returns this value as the first entry of the <i>work</i> array, and no error message related to <i>lwork</i> is issued by xerbla.</p>
<i>iwork</i>	<p>INTEGER.</p> <p>Workspace array, DIMENSION (<i>liwork</i>). Used in real flavors only. Not referenced if <i>sense</i> = 'N' or 'E'.</p>
<i>liwork</i>	<p>INTEGER.</p> <p>The dimension of the array <i>iwork</i>. Used in real flavors only. Constraint:</p> <p>$liwork \geq 1$;</p> <p>if <i>sense</i> = 'V' or 'B', $liwork \geq sdim*(n-sdim)$.</p>
<i>rwork</i>	<p>REAL for cgeesx</p> <p>DOUBLE PRECISION for zgeesx</p> <p>Workspace array, DIMENSION at least $\max(1, n)$. Used in complex flavors only.</p>
<i>bwork</i>	<p>LOGICAL. Workspace array, DIMENSION at least $\max(1, n)$. Not referenced if <i>sort</i> = 'N'.</p>

Output Parameters

<i>a</i>	On exit, this array is overwritten by the real-Schur/Schur form <i>T</i> .
<i>sdim</i>	INTEGER. If <i>sort</i> = 'N', <i>sdim</i> = 0. If <i>sort</i> = 'S', <i>sdim</i> is equal to the number of eigenvalues (after sorting) for which <i>select</i> is true. Note that for real flavors complex conjugate pairs for which <i>select</i> is true for either eigenvalue count as 2.
<i>wr, wi</i>	REAL for sgeesx DOUBLE PRECISION for dgeesx Arrays, DIMENSION at least max (1, <i>n</i>) each. Contain the real and imaginary parts, respectively, of the computed eigenvalues, in the same order that they appear on the diagonal of the output real-Schur form <i>T</i> . Complex conjugate pairs of eigenvalues appear consecutively with the eigenvalue having positive imaginary part first.
<i>w</i>	COMPLEX for cgeesx DOUBLE COMPLEX for zgeesx. Array, DIMENSION at least max(1, <i>n</i>). Contains the computed eigenvalues. The eigenvalues are stored in the same order as they appear on the diagonal of the output Schur form <i>T</i> .
<i>vs</i>	REAL for sgeesx DOUBLE PRECISION for dgeesx COMPLEX for cgeesx DOUBLE COMPLEX for zgeesx. Array <i>vs(ldvs,*)</i> ; the second dimension of <i>vs</i> must be at least max(1, <i>n</i>). If <i>jobvs</i> = 'V', <i>vs</i> contains the orthogonal/unitary matrix <i>Z</i> of Schur vectors. If <i>jobvs</i> = 'N', <i>vs</i> is not referenced.
<i>rconde, rcondv</i>	REAL for single precision flavors DOUBLE PRECISION for double precision flavors. If <i>sense</i> = 'E' or 'B', <i>rconde</i> contains the reciprocal condition number for the average of the selected eigenvalues. If <i>sense</i> = 'N' or 'V', <i>rconde</i> is not referenced.

If *sense* = 'V' or 'B', *rcondv* contains the reciprocal condition number for the selected right invariant subspace.
 If *sense* = 'N' or 'E', *rcondv* is not referenced.

work(1) On exit, if *info* = 0, then *work(1)* returns the required minimal size of *lwork*.

info INTEGER.
 If *info* = 0, the execution is successful.
 If *info* = -*i*, the *i*th parameter had an illegal value.
 If *info* = *i*, and
 i ≤ *n*:
 the QR algorithm failed to compute all the eigenvalues;
 elements 1:*ilo*-1 and *i*+1:*n* of *wr* and *wi* (for real flavors)
 or *w* (for complex flavors) contain those eigenvalues which
 have converged; if *jobvs* = 'V', *vs* contains the
 transformation which reduces *A* to its partially converged
 Schur form;
 i = *n*+1:
 the eigenvalues could not be reordered because some
 eigenvalues were too close to separate (the problem is very
 ill-conditioned);
 i = *n*+2:
 after reordering, roundoff changed values of some complex
 eigenvalues so that leading eigenvalues in the Schur form
 no longer satisfy *select* = .TRUE.. This could also be
 caused by underflow due to scaling.

Fortran 95 Interface Notes

Routines in Fortran 95 interface have fewer arguments in the calling sequence than their FORTRAN 77 counterparts. For general conventions applied to skip redundant or restorable arguments, see [Fortran 95 Interface Conventions](#).

Specific details for the routine *geesx* interface are the following:

<i>a</i>	Holds the matrix <i>A</i> of size (<i>n</i> , <i>n</i>).
<i>wr</i>	Holds the vector of length (<i>n</i>). Used in real flavors only.
<i>wi</i>	Holds the vector of length (<i>n</i>). Used in real flavors only.
<i>w</i>	Holds the vector of length (<i>n</i>). Used in complex flavors only.
<i>vs</i>	Holds the matrix <i>VS</i> of size (<i>n</i> , <i>n</i>).

<i>jobvs</i>	Restored based on the presence of the argument <i>vs</i> as follows: <i>jobvs</i> = 'V', if <i>vs</i> is present, <i>jobvs</i> = 'N', if <i>vs</i> is omitted.
<i>sort</i>	Restored based on the presence of the argument <i>select</i> as follows: <i>sort</i> = 'S', if <i>select</i> is present, <i>sort</i> = 'N', if <i>select</i> is omitted.
<i>sense</i>	Restored based on the presence of arguments <i>rconde</i> and <i>rcondv</i> as follows: <i>sense</i> = 'B', if both <i>rconde</i> and <i>rcondv</i> are present, <i>sense</i> = 'E', if <i>rconde</i> is present and <i>rcondv</i> omitted, <i>sense</i> = 'V', if <i>rconde</i> is omitted and <i>rcondv</i> present, <i>sense</i> = 'N', if both <i>rconde</i> and <i>rcondv</i> are omitted.

Application Notes

If you are in doubt how much workspace to supply, use a generous value of *lwork* (or *liwork*) for the first run or set *lwork* = -1 (*liwork* = -1).

If you choose the first option and set any of admissible *lwork* (or *liwork*) sizes, which is no less than the minimal value described, the routine completes the task, though probably not so fast as with a recommended workspace, and provides the recommended workspace in the first element of the corresponding array (*work*, *iwork*) on exit. Use this value (*work*(1), *iwork*(1)) for subsequent runs.

If you set *lwork* = -1, the routine returns immediately and provides the recommended workspace in the first element of the corresponding array (*work*, *iwork*). This operation is called a workspace query.

Note that if you set *lwork* (*liwork*) to less than the minimal required value and not -1, the routine returns immediately with an error exit and does not provide any information on the recommended workspace.

?geev

Computes the eigenvalues and left and right eigenvectors of a general matrix.

Syntax

FORTRAN 77:

```
call sgeev(jobvl, jobvr, n, a, lda, wr, wi, vl, ldvl, vr, ldvr, work, lwork,
info)

call dgeev(jobvl, jobvr, n, a, lda, wr, wi, vl, ldvl, vr, ldvr, work, lwork,
info)

call cgeev(jobvl, jobvr, n, a, lda, w, vl, ldvl, vr, ldvr, work, lwork, rwork,
info)

call zgeev(jobvl, jobvr, n, a, lda, w, vl, ldvl, vr, ldvr, work, lwork, rwork,
info)
```

Fortran 95:

```
call geev(a, wr, wi [,vl] [,vr] [,info])
call geev(a, w [,vl] [,vr] [,info])
```

Description

This routine is declared in `mk1_lapack.fi` for FORTRAN 77 interface, in `lapack.f90` for Fortran 95 interface, and in `mk1_lapack.h` for C interface.

The routine computes for an n -by- n real/complex nonsymmetric matrix A , the eigenvalues and, optionally, the left and/or right eigenvectors. The right eigenvector $v(j)$ of A satisfies

$$A * v(j) = \lambda(j) * v(j)$$

where $\lambda(j)$ is its eigenvalue.

The left eigenvector $u(j)$ of A satisfies

$$u(j)^H * A = \lambda(j) * u(j)^H$$

where $u(j)^H$ denotes the conjugate transpose of $u(j)$. The computed eigenvectors are normalized to have Euclidean norm equal to 1 and largest component real.

Input Parameters

<i>jobvl</i>	<p>CHARACTER*1. Must be 'N' or 'V'.</p> <p>If <i>jobvl</i> = 'N', then left eigenvectors of <i>A</i> are not computed.</p> <p>If <i>jobvl</i> = 'V', then left eigenvectors of <i>A</i> are computed.</p>
<i>jobvr</i>	<p>CHARACTER*1. Must be 'N' or 'V'.</p> <p>If <i>jobvr</i> = 'N', then right eigenvectors of <i>A</i> are not computed.</p> <p>If <i>jobvr</i> = 'V', then right eigenvectors of <i>A</i> are computed.</p>
<i>n</i>	<p>INTEGER. The order of the matrix <i>A</i> ($n \geq 0$).</p>
<i>a, work</i>	<p>REAL for <i>sggeev</i> DOUBLE PRECISION for <i>dgeev</i> COMPLEX for <i>cgeev</i> DOUBLE COMPLEX for <i>zgeev</i>.</p> <p>Arrays: <i>a</i>(<i>lda</i>,*) is an array containing the <i>n</i>-by-<i>n</i> matrix <i>A</i>. The second dimension of <i>a</i> must be at least $\max(1, n)$. <i>work</i> is a workspace array, its dimension $\max(1, lwork)$.</p>
<i>lda</i>	<p>INTEGER. The first dimension of the array <i>a</i>. Must be at least $\max(1, n)$.</p>
<i>ldvl, ldvr</i>	<p>INTEGER. The leading dimensions of the output arrays <i>vl</i> and <i>vr</i>, respectively.</p> <p>Constraints:</p> <p>$ldvl \geq 1; ldvr \geq 1$.</p> <p>If <i>jobvl</i> = 'V', $ldvl \geq \max(1, n)$;</p> <p>If <i>jobvr</i> = 'V', $ldvr \geq \max(1, n)$.</p>
<i>lwork</i>	<p>INTEGER.</p> <p>The dimension of the array <i>work</i>.</p> <p>Constraint:</p> <p>$lwork \geq \max(1, 3n)$, and if <i>jobvl</i> = 'V' or <i>jobvr</i> = 'V', $lwork < \max(1, 4n)$ (for real flavors); $lwork < \max(1, 2n)$ (for complex flavors). For good performance, <i>lwork</i> must generally be larger.</p>

If $lwork = -1$, then a workspace query is assumed; the routine only calculates the optimal size of the *work* array, returns this value as the first entry of the *work* array, and no error message related to *lwork* is issued by *xerbla*.

rwork

REAL for *cgeev*

DOUBLE PRECISION for *zgeev*

Workspace array, DIMENSION at least $\max(1, 2n)$. Used in complex flavors only.

Output Parameters

a

On exit, this array is overwritten by intermediate results.

wr, wi

REAL for *sgeev*

DOUBLE PRECISION for *dgeev*

Arrays, DIMENSION at least $\max(1, n)$ each.

Contain the real and imaginary parts, respectively, of the computed eigenvalues. Complex conjugate pairs of eigenvalues appear consecutively with the eigenvalue having positive imaginary part first.

w

COMPLEX for *cgeev*

DOUBLE COMPLEX for *zgeev*.

Array, DIMENSION at least $\max(1, n)$.

Contains the computed eigenvalues.

vl, vr

REAL for *sgeev*

DOUBLE PRECISION for *dgeev*

COMPLEX for *cgeev*

DOUBLE COMPLEX for *zgeev*.

Arrays:

vl(ldvl,)*; the second dimension of *vl* must be at least $\max(1, n)$.

If *jobvl* = 'V', the left eigenvectors *u(j)* are stored one after another in the columns of *vl*, in the same order as their eigenvalues.

If *jobvl* = 'N', *vl* is not referenced.

For real flavors:

If the *j*-th eigenvalue is real, then $u(j) = vl(:, j)$, the *j*-th column of *vl*.

If the j -th and $(j+1)$ -st eigenvalues form a complex conjugate pair, then $u(j) = vl(:,j) + i*vl(:,j+1)$ and $u(j+1) = vl(:,j) - i*vl(:,j+1)$, where $i = \text{sqrt}(-1)$.

For complex flavors:

$u(j) = vl(:,j)$, the j -th column of vl .

$vr(ldvr,*)$; the second dimension of vr must be at least $\max(1, n)$.

If $jobvr = 'V'$, the right eigenvectors $v(j)$ are stored one after another in the columns of vr , in the same order as their eigenvalues.

If $jobvr = 'N'$, vr is not referenced.

For real flavors:

If the j -th eigenvalue is real, then $v(j) = vr(:,j)$, the j -th column of vr .

If the j -th and $(j+1)$ -st eigenvalues form a complex conjugate pair, then $v(j) = vr(:,j) + i*vr(:,j+1)$ and $v(j+1) = vr(:,j) - i*vr(:,j+1)$, where $i = \text{sqrt}(-1)$.

For complex flavors:

$v(j) = vr(:,j)$, the j -th column of vr .

`work(1)`

On exit, if $info = 0$, then `work(1)` returns the required minimal size of `lwork`.

`info`

INTEGER.

If $info = 0$, the execution is successful.

If $info = -i$, the i th parameter had an illegal value.

If $info = i$, the QR algorithm failed to compute all the eigenvalues, and no eigenvectors have been computed; elements $i+1:n$ of wr and wi (for real flavors) or w (for complex flavors) contain those eigenvalues which have converged.

Fortran 95 Interface Notes

Routines in Fortran 95 interface have fewer arguments in the calling sequence than their FORTRAN 77 counterparts. For general conventions applied to skip redundant or restorable arguments, see [Fortran 95 Interface Conventions](#).

Specific details for the routine `geev` interface are the following:

<i>a</i>	Holds the matrix <i>A</i> of size (n, n) .
<i>wr</i>	Holds the vector of length <i>n</i> . Used in real flavors only.
<i>wi</i>	Holds the vector of length <i>n</i> . Used in real flavors only.
<i>w</i>	Holds the vector of length <i>n</i> . Used in complex flavors only.
<i>vl</i>	Holds the matrix <i>VL</i> of size (n, n) .
<i>vr</i>	Holds the matrix <i>VR</i> of size (n, n) .
<i>jobvl</i>	Restored based on the presence of the argument <i>vl</i> as follows: <i>jobvl</i> = 'V', if <i>vl</i> is present, <i>jobvl</i> = 'N', if <i>vl</i> is omitted.
<i>jobvr</i>	Restored based on the presence of the argument <i>vr</i> as follows: <i>jobvr</i> = 'V', if <i>vr</i> is present, <i>jobvr</i> = 'N', if <i>vr</i> is omitted.

Application Notes

If you are in doubt how much workspace to supply, use a generous value of *lwork* for the first run or set *lwork* = -1.

If you choose the first option and set any of admissible *lwork* sizes, which is no less than the minimal value described, the routine completes the task, though probably not so fast as with a recommended workspace, and provides the recommended workspace in the first element of the corresponding array *work* on exit. Use this value (*work*(1)) for subsequent runs.

If you set *lwork* = -1, the routine returns immediately and provides the recommended workspace in the first element of the corresponding array (*work*). This operation is called a workspace query.

Note that if you set *lwork* to less than the minimal required value and not -1, the routine returns immediately with an error exit and does not provide any information on the recommended workspace.

?geevx

Computes the eigenvalues and left and right eigenvectors of a general matrix, with preliminary matrix balancing, and computes reciprocal condition numbers for the eigenvalues and right eigenvectors.

Syntax

FORTRAN 77:

```
call sgeevx(balanc, jobvl, jobvr, sense, n, a, lda, wr, wi, vl, ldvl, vr,
ldvr, ilo, ihi, scale, abnrm, rconde, rcondv, work, lwork, iwork, info)

call dgeevx(balanc, jobvl, jobvr, sense, n, a, lda, wr, wi, vl, ldvl, vr,
ldvr, ilo, ihi, scale, abnrm, rconde, rcondv, work, lwork, iwork, info)

call cgeevx(balanc, jobvl, jobvr, sense, n, a, lda, w, vl, ldvl, vr, ldvr,
ilo, ihi, scale, abnrm, rconde, rcondv, work, lwork, rwork, info)

call zgeevx(balanc, jobvl, jobvr, sense, n, a, lda, w, vl, ldvl, vr, ldvr,
ilo, ihi, scale, abnrm, rconde, rcondv, work, lwork, rwork, info)
```

Fortran 95:

```
call geevx(a, wr, wi [,vl] [,vr] [,balanc] [,ilo] [,ihi] [,scale] [,abnrm] [,
rconde] [,rcondv] [,info])

call geevx(a, w [,vl] [,vr] [,balanc] [,ilo] [,ihi] [,scale] [,abnrm] [,rconde]
[, rcondv] [,info])
```

Description

This routine is declared in `mk1_lapack.fi` for FORTRAN 77 interface, in `lapack.f90` for Fortran 95 interface, and in `mk1_lapack.h` for C interface.

The routine computes for an n -by- n real/complex nonsymmetric matrix A , the eigenvalues and, optionally, the left and/or right eigenvectors.

Optionally also, it computes a balancing transformation to improve the conditioning of the eigenvalues and eigenvectors (*ilo*, *ihi*, *scale*, and *abnrm*), reciprocal condition numbers for the eigenvalues (*rconde*), and reciprocal condition numbers for the right eigenvectors (*rcondv*).

The right eigenvector $v(j)$ of A satisfies

$$A * v(j) = \lambda(j) * v(j)$$

where $\lambda(j)$ is its eigenvalue.

The left eigenvector $u(j)$ of A satisfies

$$u(j)^H * A = \lambda(j) * u(j)^H$$

where $u(j)^H$ denotes the conjugate transpose of $u(j)$. The computed eigenvectors are normalized to have Euclidean norm equal to 1 and largest component real.

Balancing a matrix means permuting the rows and columns to make it more nearly upper triangular, and applying a diagonal similarity transformation $D * A * \text{inv}(D)$, where D is a diagonal matrix, to make its rows and columns closer in norm and the condition numbers of its eigenvalues and eigenvectors smaller. The computed reciprocal condition numbers correspond to the balanced matrix. Permuting rows and columns will not change the condition numbers in exact arithmetic) but diagonal scaling will. For further explanation of balancing, see [LUG], Section 4.10.

Input Parameters

<i>balanc</i>	<p>CHARACTER*1. Must be 'N', 'P', 'S', or 'B'. Indicates how the input matrix should be diagonally scaled and/or permuted to improve the conditioning of its eigenvalues.</p> <p>If <i>balanc</i> = 'N', do not diagonally scale or permute;</p> <p>If <i>balanc</i> = 'P', perform permutations to make the matrix more nearly upper triangular. Do not diagonally scale;</p> <p>If <i>balanc</i> = 'S', diagonally scale the matrix, i.e. replace A by $D * A * \text{inv}(D)$, where D is a diagonal matrix chosen to make the rows and columns of A more equal in norm. Do not permute;</p> <p>If <i>balanc</i> = 'B', both diagonally scale and permute A. Computed reciprocal condition numbers will be for the matrix after balancing and/or permuting. Permuting does not change condition numbers (in exact arithmetic), but balancing does.</p>
<i>jobvl</i>	<p>CHARACTER*1. Must be 'N' or 'V'.</p> <p>If <i>jobvl</i> = 'N', left eigenvectors of A are not computed;</p> <p>If <i>jobvl</i> = 'V', left eigenvectors of A are computed.</p> <p>If <i>sense</i> = 'E' or 'B', then <i>jobvl</i> must be 'V'.</p>
<i>jobvr</i>	<p>CHARACTER*1. Must be 'N' or 'V'.</p> <p>If <i>jobvr</i> = 'N', right eigenvectors of A are not computed;</p>

If $jobvr = 'V'$, right eigenvectors of A are computed.
 If $sense = 'E'$ or $'B'$, then $jobvr$ must be $'V'$.

sense CHARACTER*1. Must be $'N'$, $'E'$, $'V'$, or $'B'$. Determines which reciprocal condition number are computed.
 If $sense = 'N'$, none are computed;
 If $sense = 'E'$, computed for eigenvalues only;
 If $sense = 'V'$, computed for right eigenvectors only;
 If $sense = 'B'$, computed for eigenvalues and right eigenvectors.
 If $sense$ is $'E'$ or $'B'$, both left and right eigenvectors must also be computed ($jobvl = 'V'$ and $jobvr = 'V'$).

n INTEGER. The order of the matrix A ($n \geq 0$).

a, work REAL for `sgeevx`
 DOUBLE PRECISION for `dgeevx`
 COMPLEX for `cgeevx`
 DOUBLE COMPLEX for `zgeevx`.
Arrays:
a(*lda*,*) is an array containing the n -by- n matrix A .
 The second dimension of a must be at least $\max(1, n)$.
work is a workspace array, its dimension $\max(1, lwork)$.

lda INTEGER. The first dimension of the array a . Must be at least $\max(1, n)$.

ldvl, ldvr INTEGER. The leading dimensions of the output arrays vl and vr , respectively.
Constraints:
 $ldvl \geq 1$; $ldvr \geq 1$.
 If $jobvl = 'V'$, $ldvl \geq \max(1, n)$;
 If $jobvr = 'V'$, $ldvr \geq \max(1, n)$.

lwork INTEGER.
 The dimension of the array $work$.
For real flavors:
 If $sense = 'N'$ or $'E'$, $lwork \geq \max(1, 2n)$, and if $jobvl = 'V'$ or $jobvr = 'V'$, $lwork \geq 3n$;
 If $sense = 'V'$ or $'B'$, $lwork \geq n*(n+6)$.

For good performance, *lwork* must generally be larger.

For complex flavors:

If *sense* = 'N' or 'E', $lwork \geq \max(1, 2n)$;

If *sense* = 'V' or 'B', $lwork \geq n^2 + 2n$. For good performance, *lwork* must generally be larger.

If *lwork* = -1, then a workspace query is assumed; the routine only calculates the optimal size of the *work* array, returns this value as the first entry of the *work* array, and no error message related to *lwork* is issued by [xerbla](#).

rwork

REAL for *cgeevx*

DOUBLE PRECISION for *zgeevx*

Workspace array, DIMENSION at least $\max(1, 2n)$. Used in complex flavors only.

iwork

INTEGER.

Workspace array, DIMENSION at least $\max(1, 2n-2)$. Used in real flavors only. Not referenced if *sense* = 'N' or 'E'.

Output Parameters

a

On exit, this array is overwritten.

If *jobvl* = 'V' or *jobvr* = 'V', it contains the real-Schur/Schur form of the balanced version of the input matrix *A*.

wr, wi

REAL for *sgeevx*

DOUBLE PRECISION for *dgeevx*

Arrays, DIMENSION at least $\max(1, n)$ each. Contain the real and imaginary parts, respectively, of the computed eigenvalues. Complex conjugate pairs of eigenvalues appear consecutively with the eigenvalue having positive imaginary part first.

w

COMPLEX for *cgeevx*

DOUBLE COMPLEX for *zgeevx*.

Array, DIMENSION at least $\max(1, n)$. Contains the computed eigenvalues.

vl, vr

REAL for *sgeevx*

DOUBLE PRECISION for *dgeevx*

COMPLEX for *cgeevx*

DOUBLE COMPLEX for `zgeevx`.

Arrays:

`vl(ldvl,*)`; the second dimension of `vl` must be at least $\max(1, n)$.

If `jobvl = 'V'`, the left eigenvectors $u(j)$ are stored one after another in the columns of `vl`, in the same order as their eigenvalues.

If `jobvl = 'N'`, `vl` is not referenced.

For real flavors:

If the j -th eigenvalue is real, then $u(j) = vl(:, j)$, the j -th column of `vl`.

If the j -th and $(j+1)$ -st eigenvalues form a complex conjugate pair, then $u(j) = vl(:, j) + i*vl(:, j+1)$ and $u(j+1) = vl(:, j) - i*vl(:, j+1)$, where $i = \sqrt{-1}$.

For complex flavors:

$u(j) = vl(:, j)$, the j -th column of `vl`.

`vr(ldvr,*)`; the second dimension of `vr` must be at least $\max(1, n)$.

If `jobvr = 'V'`, the right eigenvectors $v(j)$ are stored one after another in the columns of `vr`, in the same order as their eigenvalues.

If `jobvr = 'N'`, `vr` is not referenced.

For real flavors:

If the j -th eigenvalue is real, then $v(j) = vr(:, j)$, the j -th column of `vr`.

If the j -th and $(j+1)$ -st eigenvalues form a complex conjugate pair, then $v(j) = vr(:, j) + i*vr(:, j+1)$ and $v(j+1) = vr(:, j) - i*vr(:, j+1)$, where $i = \sqrt{-1}$.

For complex flavors:

$v(j) = vr(:, j)$, the j -th column of `vr`.

`ilo, ihi`

INTEGER. `ilo` and `ihi` are integer values determined when `A` was balanced.

The balanced $A(i, j) = 0$ if $i > j$ and $j = 1, \dots, ilo-1$ or $i = ihi+1, \dots, n$.

If `balanc = 'N'` or `'S'`, `ilo = 1` and `ihi = n`.

`scale`

REAL for single-precision flavors

	<p>DOUBLE PRECISION for double-precision flavors.</p> <p>Array, DIMENSION at least $\max(1, n)$. Details of the permutations and scaling factors applied when balancing A. If $P(j)$ is the index of the row and column interchanged with row and column j, and $D(j)$ is the scaling factor applied to row and column j, then</p> <p>$scale(j) = P(j)$, for $j = 1, \dots, ilo-1$</p> <p>$= D(j)$, for $j = ilo, \dots, ihi$</p> <p>$= P(j)$ for $j = ihi+1, \dots, n$.</p> <p>The order in which the interchanges are made is n to $ihi+1$, then 1 to $ilo-1$.</p>
<i>abnrm</i>	<p>REAL for single-precision flavors</p> <p>DOUBLE PRECISION for double-precision flavors.</p> <p>The one-norm of the balanced matrix (the maximum of the sum of absolute values of elements of any column).</p>
<i>rconde, rcondv</i>	<p>REAL for single precision flavors DOUBLE PRECISION for double precision flavors.</p> <p>Arrays, DIMENSION at least $\max(1, n)$ each.</p> <p>$rconde(j)$ is the reciprocal condition number of the j-th eigenvalue.</p> <p>$rcondv(j)$ is the reciprocal condition number of the j-th right eigenvector.</p>
<i>work(1)</i>	<p>On exit, if $info = 0$, then <i>work(1)</i> returns the required minimal size of <i>lwork</i>.</p>
<i>info</i>	<p>INTEGER.</p> <p>If $info = 0$, the execution is successful.</p> <p>If $info = -i$, the ith parameter had an illegal value.</p> <p>If $info = i$, the QR algorithm failed to compute all the eigenvalues, and no eigenvectors or condition numbers have been computed; elements $1:ilo-1$ and $i+1:n$ of wr and wi (for real flavors) or w (for complex flavors) contain eigenvalues which have converged.</p>

Fortran 95 Interface Notes

Routines in Fortran 95 interface have fewer arguments in the calling sequence than their FORTRAN 77 counterparts. For general conventions applied to skip redundant or restorable arguments, see [Fortran 95 Interface Conventions](#).

Specific details for the routine `geevx` interface are the following:

<i>a</i>	Holds the matrix <i>A</i> of size (n, n) .
<i>wr</i>	Holds the vector of length <i>n</i> . Used in real flavors only.
<i>wi</i>	Holds the vector of length <i>n</i> . Used in real flavors only.
<i>w</i>	Holds the vector of length <i>n</i> . Used in complex flavors only.
<i>vl</i>	Holds the matrix <i>VL</i> of size (n, n) .
<i>vr</i>	Holds the matrix <i>VR</i> of size (n, n) .
<i>scale</i>	Holds the vector of length <i>n</i> .
<i>rconde</i>	Holds the vector of length <i>n</i> .
<i>rcondv</i>	Holds the vector of length <i>n</i> .
<i>balanc</i>	Must be 'N', 'B', 'P' or 'S'. The default value is 'N'.
<i>jobvl</i>	Restored based on the presence of the argument <i>vl</i> as follows: <i>jobvl</i> = 'V', if <i>vl</i> is present, <i>jobvl</i> = 'N', if <i>vl</i> is omitted.
<i>jobvr</i>	Restored based on the presence of the argument <i>vr</i> as follows: <i>jobvr</i> = 'V', if <i>vr</i> is present, <i>jobvr</i> = 'N', if <i>vr</i> is omitted.
<i>sense</i>	Restored based on the presence of arguments <i>rconde</i> and <i>rcondv</i> as follows: <i>sense</i> = 'B', if both <i>rconde</i> and <i>rcondv</i> are present, <i>sense</i> = 'E', if <i>rconde</i> is present and <i>rcondv</i> omitted, <i>sense</i> = 'V', if <i>rconde</i> is omitted and <i>rcondv</i> present, <i>sense</i> = 'N', if both <i>rconde</i> and <i>rcondv</i> are omitted.

Application Notes

If you are in doubt how much workspace to supply, use a generous value of *lwork* for the first run or set *lwork* = -1.

If you choose the first option and set any of admissible *lwork* sizes, which is no less than the minimal value described, the routine completes the task, though probably not so fast as with a recommended workspace, and provides the recommended workspace in the first element of the corresponding array *work* on exit. Use this value (*work*(1)) for subsequent runs.

If you set *lwork* = -1, the routine returns immediately and provides the recommended workspace in the first element of the corresponding array (*work*). This operation is called a workspace query.

Note that if you set `lwork` to less than the minimal required value and not -1, the routine returns immediately with an error exit and does not provide any information on the recommended workspace.

Singular Value Decomposition

This section describes LAPACK driver routines used for solving singular value problems. See also computational routines [computational routines](#) that can be called to solve these problems. [Table 4-12](#) lists all such driver routines for FORTRAN 77 interface. Respective routine names in Fortran 95 interface are without the first symbol (see [Routine Naming Conventions](#)).

Table 4-12 Driver Routines for Singular Value Decomposition

Routine Name	Operation performed
?gesvd	Computes the singular value decomposition of a general rectangular matrix.
?gesdd	Computes the singular value decomposition of a general rectangular matrix using a divide and conquer method.
?gejsv	Computes the singular value decomposition of a real matrix using a preconditioned Jacobi SVD method.
?gesvj	Computes the singular value decomposition of a real matrix using Jacobi plane rotations.
?ggsvd	Computes the generalized singular value decomposition of a pair of general rectangular matrices.

[?gesvd](#)

Computes the singular value decomposition of a general rectangular matrix.

Syntax

FORTRAN 77:

```
call sgesvd(jobu, jobvt, m, n, a, lda, s, u, ldu, vt, ldvt, work, lwork, info)
call dgesvd(jobu, jobvt, m, n, a, lda, s, u, ldu, vt, ldvt, work, lwork, info)
```

```
call cgesvd(jobu, jobvt, m, n, a, lda, s, u, ldu, vt, ldvt, work, lwork, rwork, info)
```

```
call zgesvd(jobu, jobvt, m, n, a, lda, s, u, ldu, vt, ldvt, work, lwork, rwork, info)
```

Fortran 95:

```
call gesvd(a, s [,u] [,vt] [,ww] [,job] [,info])
```

Description

This routine is declared in `mkl_lapack.fi` for FORTRAN 77 interface, in `lapack.f90` for Fortran 95 interface, and in `mkl_lapack.h` for C interface.

The routine computes the singular value decomposition (SVD) of a real/complex m -by- n matrix A , optionally computing the left and/or right singular vectors. The SVD is written as

$A = U \Sigma V'$ for real routines

$A = U \Sigma \text{conjg}(V')$ for complex routines

where Σ is an m -by- n matrix which is zero except for its $\min(m, n)$ diagonal elements, U is an m -by- m orthogonal/unitary matrix, and V is an n -by- n orthogonal/unitary matrix. The diagonal elements of Σ are the singular values of A ; they are real and non-negative, and are returned in descending order. The first $\min(m, n)$ columns of U and V are the left and right singular vectors of A .

Note that the routine returns V' (for real flavors) or $\text{conjg}(V')$ (for complex flavors), not V .

Input Parameters

<i>jobu</i>	<p>CHARACTER*1. Must be 'A', 'S', 'O', or 'N'. Specifies options for computing all or part of the matrix U.</p> <p>If <i>jobu</i> = 'A', all m columns of U are returned in the array <i>u</i>;</p> <p>if <i>jobu</i> = 'S', the first $\min(m, n)$ columns of U (the left singular vectors) are returned in the array <i>u</i>;</p> <p>if <i>jobu</i> = 'O', the first $\min(m, n)$ columns of U (the left singular vectors) are overwritten on the array <i>a</i>;</p> <p>if <i>jobu</i> = 'N', no columns of U (no left singular vectors) are computed.</p>
-------------	--

<i>jobvt</i>	<p>CHARACTER*1. Must be 'A', 'S', 'O', or 'N'. Specifies options for computing all or part of the matrix V^H.</p> <p>If <i>jobvt</i> = 'A', all <i>n</i> rows of $V'/\text{conjg}(V')$ are returned in the array <i>vt</i>;</p> <p>if <i>jobvt</i> = 'S', the first $\min(m,n)$ rows of $V'/\text{conjg}(V')$ (the right singular vectors) are returned in the array <i>vt</i>;</p> <p>if <i>jobvt</i> = 'O', the first $\min(m,n)$ rows of $V'/\text{conjg}(V')$ (the right singular vectors) are overwritten on the array <i>a</i>;</p> <p>if <i>jobvt</i> = 'N', no rows of $V'/\text{conjg}(V')$ (no right singular vectors) are computed.</p> <p><i>jobvt</i> and <i>jobu</i> cannot both be 'O'.</p>
<i>m</i>	INTEGER. The number of rows of the matrix <i>A</i> ($m \geq 0$).
<i>n</i>	INTEGER. The number of columns in <i>A</i> ($n \geq 0$).
<i>a, work</i>	<p>REAL for sgesvd DOUBLE PRECISION for dgesvd COMPLEX for cgesvd DOUBLE COMPLEX for zgesvd.</p> <p>Arrays: <i>a(lda,*)</i> is an array containing the <i>m</i>-by-<i>n</i> matrix <i>A</i>. The second dimension of <i>a</i> must be at least $\max(1, n)$. <i>work</i> is a workspace array, its dimension $\max(1, lwork)$.</p>
<i>lda</i>	<p>INTEGER. The first dimension of the array <i>a</i>. Must be at least $\max(1, m)$.</p>
<i>ldu, ldvt</i>	<p>INTEGER. The leading dimensions of the output arrays <i>u</i> and <i>vt</i>, respectively.</p> <p>Constraints: $ldu \geq 1$; $ldvt \geq 1$.</p> <p>If <i>jobu</i> = 'S' or 'A', $ldu \geq m$;</p> <p>If <i>jobvt</i> = 'A', $ldvt \geq n$;</p> <p>If <i>jobvt</i> = 'S', $ldvt \geq \min(m, n)$.</p>
<i>lwork</i>	<p>INTEGER. The dimension of the array <i>work</i>. Constraints: $lwork \geq 1$</p>

$lwork \geq \max(3 \cdot \min(m, n) + \max(m, n), 5 \cdot \min(m, n))$
(for real flavors);

$lwork \geq 2 \cdot \min(m, n) + \max(m, n)$ (for complex flavors).

For good performance, *lwork* must generally be larger.

If *lwork* = -1, then a workspace query is assumed; the routine only calculates the optimal size of the *work* array, returns this value as the first entry of the *work* array, and no error message related to *lwork* is issued by [xerbla](#). See *Application Notes* for details.

rwork

REAL for cgesvd

DOUBLE PRECISION for zgesvd

Workspace array, DIMENSION at least $\max(1, 5 \cdot \min(m, n))$.
Used in complex flavors only.

Output Parameters

a

On exit,

If *jobu* = 'O', *a* is overwritten with the first $\min(m, n)$ columns of *U* (the left singular vectors, stored columnwise);

If *jobvt* = 'O', *a* is overwritten with the first $\min(m, n)$ rows of *V'*/conjg(*V'*) (the right singular vectors, stored rowwise);

If *jobu* ≠ 'O' and *jobvt* ≠ 'O', the contents of *a* are destroyed.

s

REAL for single precision flavors DOUBLE PRECISION for double precision flavors.

Array, DIMENSION at least $\max(1, \min(m, n))$. Contains the singular values of *A* sorted so that $s(i) \geq s(i+1)$.

u, vt

REAL for sgesvd

DOUBLE PRECISION for dgesvd

COMPLEX for cgesvd

DOUBLE COMPLEX for zgesvd.

Arrays:

u(*ldu*,*); the second dimension of *u* must be at least $\max(1, m)$ if *jobu* = 'A', and at least $\max(1, \min(m, n))$ if *jobu* = 'S'.

If $jobu = 'A'$, u contains the m -by- m orthogonal/unitary matrix U .
 If $jobu = 'S'$, u contains the first $\min(m, n)$ columns of U (the left singular vectors, stored columnwise).
 If $jobu = 'N'$ or $'O'$, u is not referenced.
 $vt(ldvt,*)$; the second dimension of vt must be at least $\max(1, n)$.
 If $jobvt = 'A'$, vt contains the n -by- n orthogonal/unitary matrix $V'/\text{conjg}(V')$.
 If $jobvt = 'S'$, vt contains the first $\min(m, n)$ rows of $V'/\text{conjg}(V')$ (the right singular vectors, stored rowwise).
 If $jobvt = 'N'$ or $'O'$, vt is not referenced.

work
 On exit, if $info = 0$, then $work(1)$ returns the required minimal size of $lwork$.
 For real flavors:
 If $info > 0$, $work(2:\min(m, n))$ contains the unconverged superdiagonal elements of an upper bidiagonal matrix B whose diagonal is in s (not necessarily sorted). B satisfies $A = u * B * vt$, so it has the same singular values as A , and singular vectors related by u and vt .

rwork
 On exit (for complex flavors), if $info > 0$, $rwork(1:\min(m, n)-1)$ contains the unconverged superdiagonal elements of an upper bidiagonal matrix B whose diagonal is in s (not necessarily sorted). B satisfies $A = u * B * vt$, so it has the same singular values as A , and singular vectors related by u and vt .

info
 INTEGER.
 If $info = 0$, the execution is successful.
 If $info = -i$, the i -th parameter had an illegal value.
 If $info = i$, then if `?bdsqr` did not converge, i specifies how many superdiagonals of the intermediate bidiagonal form B did not converge to zero.

Fortran 95 Interface Notes

Routines in Fortran 95 interface have fewer arguments in the calling sequence than their FORTRAN 77 counterparts. For general conventions applied to skip redundant or restorable arguments, see [Fortran 95 Interface Conventions](#).

Specific details for the routine `gesvd` interface are the following:

<code>a</code>	Holds the matrix A of size (m, n) .
<code>s</code>	Holds the vector of length $\min(m, n)$.
<code>u</code>	Holds the matrix U of size $(m, \min(m, n))$.
<code>vt</code>	Holds the matrix VT of size $(\min(m, n), n)$.
<code>ww</code>	Holds the vector of length $\min(m, n)-1$. <code>ww</code> contains the unconverged superdiagonal elements of an upper bidiagonal matrix B whose diagonal is in <code>s</code> (not necessarily sorted). B satisfies $A = U^*B^*VT$, so it has the same singular values as A , and singular vectors related by U and VT .
<code>job</code>	Must be either 'N', or 'U', or 'V'. The default value is 'N'. If <code>job</code> = 'U', and <code>u</code> is not present, then <code>u</code> is returned in the array <code>a</code> . If <code>job</code> = 'V', and <code>vt</code> is not present, then <code>vt</code> is returned in the array <code>a</code> .
<code>jobu</code>	Restored based on the presence of the argument <code>u</code> , value of <code>job</code> and sizes of arrays <code>u</code> and <code>a</code> as follows: <code>jobu</code> = 'A', if <code>u</code> is present and the number of columns in <code>u</code> is equal to the number of rows in <code>a</code> , <code>jobu</code> = 'S', if <code>u</code> is present and the number of columns in <code>u</code> is not equal to the number of rows in <code>a</code> , <code>jobu</code> = 'O', if <code>u</code> is not present and <code>job</code> is equal to 'U', <code>jobu</code> = 'N', if <code>u</code> is not present and <code>job</code> is not equal to 'U'.
<code>jobvt</code>	Restored based on the presence of the argument <code>vt</code> , value of <code>job</code> and sizes of arrays <code>vt</code> and <code>a</code> as follows: <code>jobvt</code> = 'A', if <code>vt</code> is present and the number of columns in <code>vt</code> is equal to the number of rows in <code>a</code> , <code>jobvt</code> = 'S', if <code>vt</code> is present and the number of columns in <code>vt</code> is not equal to the number of rows in <code>a</code> , <code>jobvt</code> = 'O', if <code>vt</code> is not present and <code>job</code> is equal to 'V', <code>jobvt</code> = 'N', if <code>vt</code> is not present and <code>job</code> is not equal to 'V',

Application Notes

If you are in doubt how much workspace to supply, use a generous value of `lwork` for the first run or set `lwork` = -1.

If you choose the first option and set any of admissible *lwork* sizes, which is no less than the minimal value described, the routine completes the task, though probably not so fast as with a recommended workspace, and provides the recommended workspace in the first element of the corresponding array *work* on exit. Use this value (*work*(1)) for subsequent runs.

If you set *lwork* = -1, the routine returns immediately and provides the recommended workspace in the first element of the corresponding array (*work*). This operation is called a workspace query.

Note that if you set *lwork* to less than the minimal required value and not -1, the routine returns immediately with an error exit and does not provide any information on the recommended workspace.

?gesdd

Computes the singular value decomposition of a general rectangular matrix using a divide and conquer method.

Syntax

FORTRAN 77:

```
call sgesdd(jobz, m, n, a, lda, s, u, ldu, vt, ldvt, work, lwork, iwork, info)
call dgesdd(jobz, m, n, a, lda, s, u, ldu, vt, ldvt, work, lwork, iwork, info)
call cgesdd(jobz, m, n, a, lda, s, u, ldu, vt, ldvt, work, lwork, rwork, iwork, info)
call zgesdd(jobz, m, n, a, lda, s, u, ldu, vt, ldvt, work, lwork, rwork, iwork, info)
```

Fortran 95:

```
call gesdd(a, s [,u] [,vt] [,jobz] [,info])
```

Description

This routine is declared in `mkl_lapack.fi` for FORTRAN 77 interface, in `lapack.f90` for Fortran 95 interface, and in `mkl_lapack.h` for C interface.

The routine computes the singular value decomposition (SVD) of a real/complex *m*-by-*n* matrix *A*, optionally computing the left and/or right singular vectors.

If singular vectors are desired, it uses a divide-and-conquer algorithm. The SVD is written

$A = U \Sigma^* V'$ for real routines,

$A = U \Sigma^* \text{conjg}(V')$ for complex routines,

where Σ is an m -by- n matrix which is zero except for its $\min(m, n)$ diagonal elements, U is an m -by- m orthogonal/unitary matrix, and V is an n -by- n orthogonal/unitary matrix. The diagonal elements of Σ are the singular values of A ; they are real and non-negative, and are returned in descending order. The first $\min(m, n)$ columns of U and V are the left and right singular vectors of A .

Note that the routine returns $vt = V'$ (for real flavors) or $vt = \text{conjg}(V')$ (for complex flavors), not V .

Input Parameters

<i>jobz</i>	<p>CHARACTER*1. Must be 'A', 'S', 'O', or 'N'.</p> <p>Specifies options for computing all or part of the matrix U.</p> <p>If <i>jobz</i> = 'A', all m columns of U and all n rows of $V'/\text{conjg}(V')$ are returned in the arrays <i>u</i> and <i>vt</i>;</p> <p>if <i>jobz</i> = 'S', the first $\min(m, n)$ columns of U and the first $\min(m, n)$ rows of $V'/\text{conjg}(V')$ are returned in the arrays <i>u</i> and <i>vt</i>;</p> <p>if <i>jobz</i> = 'O', then</p> <p>if $m \geq n$, the first n columns of U are overwritten in the array <i>a</i> and all rows of $V'/\text{conjg}(V')$ are returned in the array <i>vt</i>;</p> <p>if $m < n$, all columns of U are returned in the array <i>u</i> and the first m rows of $V'/\text{conjg}(V')$ are overwritten in the array <i>a</i>;</p> <p>if <i>jobz</i> = 'N', no columns of U or rows of $V'/\text{conjg}(V')$ are computed.</p>
<i>m</i>	<p>INTEGER. The number of rows of the matrix A ($m \geq 0$).</p>
<i>n</i>	<p>INTEGER. The number of columns in A ($n \geq 0$).</p>
<i>a, work</i>	<p>REAL for sgesdd</p> <p>DOUBLE PRECISION for dgesdd</p> <p>COMPLEX for cgesdd</p> <p>DOUBLE COMPLEX for zgesdd.</p> <p>Arrays: <i>a</i>(<i>lda</i>,*) is an array containing the m-by-n matrix A.</p> <p>The second dimension of <i>a</i> must be at least $\max(1, n)$.</p>

<i>lda</i>	<p><i>work</i> is a workspace array, its dimension $\max(1, lwork)$.</p> <p>INTEGER. The first dimension of the array <i>a</i>. Must be at least $\max(1, m)$.</p>
<i>ldu, ldvt</i>	<p>INTEGER. The leading dimensions of the output arrays <i>u</i> and <i>vt</i>, respectively.</p> <p>Constraints:</p> <p>$ldu \geq 1; ldvt \geq 1$.</p> <p>If <i>jobz</i> = 'S' or 'A', or <i>jobz</i> = 'O' and $m < n$, then $ldu \geq m$;</p> <p>If <i>jobz</i> = 'A' or <i>jobz</i> = 'O' and $m < n$, then $ldvt \geq n$;</p> <p>If <i>jobz</i> = 'S', $ldvt \geq \min(m, n)$.</p>
<i>lwork</i>	<p>INTEGER.</p> <p>The dimension of the array <i>work</i>; $lwork \geq 1$.</p> <p>If $lwork = -1$, then a workspace query is assumed; the routine only calculates the optimal size of the <i>work</i> array, returns this value as the <i>work</i>(1), and no error message related to <i>lwork</i> is issued by xerbla.</p> <p>See <i>Application Notes</i> for the suggested value of <i>lwork</i>.</p>
<i>rwork</i>	<p>REAL for cgesdd</p> <p>DOUBLE PRECISION for zgesdd</p> <p>Workspace array, DIMENSION at least $\max(1, 5 * \min(m, n))$ if <i>jobz</i> = 'N'.</p> <p>Otherwise, the dimension of <i>rwork</i> must be at least $\max(1, 5 * (\min(m, n))^2 + 7 * \min(m, n))$. This array is used in complex flavors only.</p>
<i>iwork</i>	<p>INTEGER. Workspace array, DIMENSION at least $\max(1, 8 * \min(m, n))$.</p>

Output Parameters

<i>a</i>	<p>On exit:</p> <p>If <i>jobz</i> = 'O', then if $m \geq n$, <i>a</i> is overwritten with the first <i>n</i> columns of <i>U</i> (the left singular vectors, stored columnwise).</p> <p>If $m < n$, <i>a</i> is overwritten with the first <i>m</i> rows of V^T (the right singular vectors, stored rowwise);</p>
----------	---

	<p>If $jobz \neq 'O'$, the contents of a are destroyed.</p>
s	<p>REAL for single precision flavors DOUBLE PRECISION for double precision flavors.</p> <p>Array, DIMENSION at least $\max(1, \min(m, n))$. Contains the singular values of A sorted so that $s(i) \geq s(i+1)$.</p>
u, vt	<p>REAL for sgesdd DOUBLE PRECISION for dgesdd COMPLEX for cgesdd DOUBLE COMPLEX for zgesdd.</p> <p>Arrays:</p> <p>$u(ldu, *)$; the second dimension of u must be at least $\max(1, m)$ if $jobz = 'A'$ or $jobz = 'O'$ and $m < n$. If $jobz = 'S'$, the second dimension of u must be at least $\max(1, \min(m, n))$. If $jobz = 'A'$ or $jobz = 'O'$ and $m < n$, u contains the m-by-m orthogonal/unitary matrix U. If $jobz = 'S'$, u contains the first $\min(m, n)$ columns of U (the left singular vectors, stored columnwise). If $jobz = 'O'$ and $m \geq n$, or $jobz = 'N'$, u is not referenced.</p> <p>$vt(ldvt, *)$; the second dimension of vt must be at least $\max(1, n)$. If $jobz = 'A'$ or $jobz = 'O'$ and $m \geq n$, vt contains the n-by-n orthogonal/unitary matrix V^T. If $jobz = 'S'$, vt contains the first $\min(m, n)$ rows of V^T (the right singular vectors, stored rowwise). If $jobz = 'O'$ and $m < n$, or $jobz = 'N'$, vt is not referenced.</p>
$work(1)$	<p>On exit, if $info = 0$, then $work(1)$ returns the required minimal size of $lwork$.</p>
$info$	<p>INTEGER.</p> <p>If $info = 0$, the execution is successful. If $info = -i$, the i-th parameter had an illegal value. If $info = i$, then ?bdsdc did not converge, updating process failed.</p>

Fortran 95 Interface Notes

Routines in Fortran 95 interface have fewer arguments in the calling sequence than their FORTRAN 77 counterparts. For general conventions applied to skip redundant or restorable arguments, see [Fortran 95 Interface Conventions](#).

Specific details for the routine `gesdd` interface are the following:

<code>a</code>	Holds the matrix A of size (m, n) .
<code>s</code>	Holds the vector of length $\min(m, n)$.
<code>u</code>	Holds the matrix U of size $(m, \min(m, n))$.
<code>vt</code>	Holds the matrix V^T of size $(\min(m, n), n)$.
<code>jobz</code>	Must be 'N', 'A', 'S', or 'O'. The default value is 'N'.

Application Notes

For real flavors:

If `jobz = 'N'`, $lwork \geq 3 \cdot \min(m, n) + \max(\max(m, n), 6 \cdot \min(m, n))$;

If `jobz = 'O'`, $lwork \geq 3 \cdot (\min(m, n))^2 + \max(\max(m, n), 5 \cdot (\min(m, n))^2 + 4 \cdot \min(m, n))$;

If `jobz = 'S' or 'A'`, $lwork \geq 3 \cdot (\min(m, n))^2 + \max(\max(m, n), 4 \cdot (\min(m, n))^2 + 4 \cdot \min(m, n))$

For complex flavors:

If `jobz = 'N'`, $lwork \geq 2 \cdot \min(m, n) + \max(m, n)$;

If `jobz = 'O'`, $lwork \geq 2 \cdot (\min(m, n))^2 + \max(m, n) + 2 \cdot \min(m, n)$;

If `jobz = 'S' or 'A'`, $lwork \geq (\min(m, n))^2 + \max(m, n) + 2 \cdot \min(m, n)$;

For good performance, `lwork` should generally be larger.

If you are in doubt how much workspace to supply, use a generous value of `lwork` for the first run or set `lwork = -1`.

If you choose the first option and set any of admissible `lwork` sizes, which is no less than the minimal value described, the routine completes the task, though probably not so fast as with a recommended workspace, and provides the recommended workspace in the first element of the corresponding array `work` on exit. Use this value (`work(1)`) for subsequent runs.

If you set `lwork = -1`, the routine returns immediately and provides the recommended workspace in the first element of the corresponding array (`work`). This operation is called a workspace query.

Note that if you set `lwork` to less than the minimal required value and not -1, the routine returns immediately with an error exit and does not provide any information on the recommended workspace.

?gejsv

Computes the singular value decomposition of a real matrix using a preconditioned Jacobi SVD method.

Syntax

FORTRAN 77:

```
call sgejsv(jobu, jobv, jobr, jobt, jobp, m, n, a, lda, sva, u, ldu, v,
ldv, work, lwork, iwork, info)

call dgejsv(jobu, jobv, jobr, jobt, jobp, m, n, a, lda, sva, u, ldu, v,
ldv, work, lwork, iwork, info)
```

Description

This routine is declared in `mkl_lapack.fi` for FORTRAN 77 interface and in `mkl_lapack.h` for C interface.

The routine computes the singular value decomposition (SVD) of a real m -by- n matrix A , where $m \geq n$.

The SVD is written as

$$A = U \Sigma V^T,$$

where Σ is an m -by- n matrix which is zero except for its n diagonal elements, U is an m -by- n (or m -by- m) orthonormal matrix, and V is an n -by- n orthogonal matrix. The diagonal elements of Σ are the singular values of A ; the columns of U and V are the left and right singular vectors of A , respectively. The matrices U and V are computed and stored in the arrays `u` and `v`, respectively. The diagonal of Σ is computed and stored in the array `sva`.

The routine implements a preconditioned Jacobi SVD algorithm. It uses `?geqp3`, `?geqrf`, and `?gelqf` as preprocessors and preconditioners. Optionally, an additional row pivoting can be used as a preprocessor, which in some cases results in much higher accuracy. An example is matrix A with the structure $A = D_1 * C * D_2$, where D_1 , D_2 are arbitrarily ill-conditioned diagonal matrices and C is a well-conditioned matrix. In that case, complete pivoting in the first QR factorizations provides accuracy dependent on the condition number of C , and independent of D_1 , D_2 . Such higher accuracy is not completely understood theoretically, but it works well in practice.

If A can be written as $A = B * D$, with well-conditioned B and some diagonal D , then the high accuracy is guaranteed, both theoretically and in software independent of D . For more details see [Drmac08-1], [Drmac08-2].

The computational range for the singular values can be the full range (`UNDERFLOW`, `OVERFLOW`), provided that the machine arithmetic and the BLAS and LAPACK routines called by `?gejsv` are implemented to work in that range. If that is not the case, the restriction for safe computation with the singular values in the range of normalized IEEE numbers is that the spectral condition number $\kappa(A) = \sigma_{\max}(A) / \sigma_{\min}(A)$ does not overflow. This code (`?gejsv`) is best used in this restricted range, meaning that singular values of magnitude below $\|A\|_2 / \text{slamch}('O')$ (for single precision) or $\|A\|_2 / \text{dlamch}('O')$ (for double precision) are returned as zeros. See *jobr* for details on this.

This implementation is slower than the one described in [Drmac08-1], [Drmac08-2] due to replacement of some non-LAPACK components, and because the choice of some tuning parameters in the iterative part (`?gesvj`) is left to the implementer on a particular machine.

The rank revealing QR factorization (in this code: `?geqp3`) should be implemented as in [Drmac08-3].

If m is much larger than n , it is obvious that the initial QRF with column pivoting can be preprocessed by the QRF without pivoting. That well known trick is not used in `?gejsv` because in some cases heavy row weighting can be treated with complete pivoting. The overhead in cases m much larger than n is then only due to pivoting, but the benefits in accuracy have prevailed. You can incorporate this extra QRF step easily and also improve data movement (matrix transpose, matrix copy, matrix transposed copy) - this implementation of `?gejsv` uses only the simplest, naive data movement.

Input Parameters

joba CHARACTER*1. Must be 'C', 'E', 'F', 'G', 'A', or 'R'.
Specifies the level of accuracy:

If $joba = 'C'$, high relative accuracy is achieved if $A = B \cdot D$ with well-conditioned B and arbitrary diagonal matrix D . The accuracy cannot be spoiled by column scaling. The accuracy of the computed output depends on the condition of B , and the procedure aims at the best theoretical accuracy. The relative error $\max_{i=1:N} |d \sigma_i| / \sigma_i$ is bounded by $f(M,N) \cdot \epsilon \cdot \text{cond}(B)$, independent of D . The input matrix is preprocessed with the QRF with column pivoting. This initial preprocessing and preconditioning by a rank revealing QR factorization is common for all values of $joba$. Additional actions are specified as follows:

If $joba = 'E'$, computation as with 'C' with an additional estimate of the condition number of B . It provides a realistic error bound.

If $joba = 'F'$, accuracy higher than in the 'C' option is achieved, if $A = D1 \cdot C \cdot D2$ with ill-conditioned diagonal scalings $D1, D2$, and a well-conditioned matrix C . This option is advisable, if the structure of the input matrix is not known and relative accuracy is desirable. The input matrix A is preprocessed with QR factorization with full (row and column) pivoting.

If $joba = 'G'$, computation as with 'F' with an additional estimate of the condition number of B , where $A = B \cdot D$. If A has heavily weighted rows, using this condition number gives too pessimistic error bound.

If $joba = 'A'$, small singular values are the noise and the matrix is treated as numerically rank deficient. The error in the computed singular values is bounded by

$f(m,n) \cdot \epsilon \cdot \|A\|$. The computed SVD $A = U \cdot S \cdot V^T$ restores A up to $f(m,n) \cdot \epsilon \cdot \|A\|$. This enables the procedure to set all singular values below $n \cdot \epsilon \cdot \|A\|$ to zero.

If $joba = 'R'$, the procedure is similar to the 'A' option. Rank revealing property of the initial QR factorization is used to reveal (using triangular factor) a gap $\sigma_{r+1} < \epsilon \cdot \sigma_r$, in which case the numerical rank is declared to be r . The SVD is computed with absolute error bounds, but more accurately than with 'A'.

<i>jobu</i>	<p>CHARACTER*1. Must be 'U', 'F', 'W', or 'N'.</p> <p>Specifies whether to compute the columns of the matrix U:</p> <p>If <i>jobu</i> = 'U', n columns of U are returned in the array u</p> <p>If <i>jobu</i> = 'F', a full set of m left singular vectors is returned in the array u.</p> <p>If <i>jobu</i> = 'W', u may be used as workspace of length $m*n$. See the description of u.</p> <p>If <i>jobu</i> = 'N', u is not computed.</p>
<i>jobv</i>	<p>CHARACTER*1. Must be 'V', 'J', 'W', or 'N'.</p> <p>Specifies whether to compute the matrix V:</p> <p>If <i>jobv</i> = 'V', n columns of V are returned in the array v; Jacobi rotations are not explicitly accumulated.</p> <p>If <i>jobv</i> = 'J', n columns of V are returned in the array v but they are computed as the product of Jacobi rotations.</p> <p>This option is allowed only if <i>jobu</i> \neq n</p> <p>If <i>jobv</i> = 'W', v may be used as workspace of length $n*n$. See the description of v.</p> <p>If <i>jobv</i> = 'N', v is not computed.</p>
<i>jobr</i>	<p>CHARACTER*1. Must be 'N' or 'R'.</p> <p>Specifies the range for the singular values. If small positive singular values are outside the specified range, they may be set to zero. If A is scaled so that the largest singular value of the scaled matrix is around $\text{sqrt}(\text{big})$, $\text{big} = ?\text{lamch}('O')$, the function can remove columns of A whose norm in the scaled matrix is less than $\text{sqrt}(\text{?lamch}('S'))$ (for <i>jobr</i> = 'R'), or less than $\text{small} = ?\text{lamch}('S')/?\text{lamch}('E')$.</p> <p>If <i>jobr</i> = 'N', the function does not remove small columns of the scaled matrix. This option assumes that BLAS and QR factorizations and triangular solvers are implemented to work in that range. If the condition of A is greater than big, use $?\text{gesvj}$.</p> <p>If <i>jobr</i> = 'R', restricted range for singular values of the scaled matrix A is $[\text{sqrt}(\text{?lamch}('S')), \text{sqrt}(\text{big})]$, roughly as described above. This option is recommended. For computing the singular values in the full range $[\text{?lamch}('S'), \text{big}]$, use $?\text{gesvj}$.</p>

<i>jobt</i>	<p>CHARACTER*1. Must be 'T' or 'N'.</p> <p>If the matrix is square, the procedure may determine to use a transposed <i>A</i> if A^{**t} seems to be better with respect to convergence. If the matrix is not square, <i>jobt</i> is ignored. This is subject to changes in the future.</p> <p>The decision is based on two values of entropy over the adjoint orbit of $A^{**t} * A$. See the descriptions of <i>work(6)</i> and <i>work(7)</i>.</p> <p>If <i>jobt</i> = 'T', the function performs transposition if the entropy test indicates possibly faster convergence of the Jacobi process, if <i>A</i> is taken as input. If <i>A</i> is replaced with A^{**t}, the row pivoting is included automatically.</p> <p>If <i>jobt</i> = 'N', the function attempts no speculations. This option can be used to compute only the singular values, or the full SVD (<i>u</i>, <i>sigma</i>, and <i>v</i>). For only one set of singular vectors (<i>u</i> or <i>v</i>), the caller should provide both <i>u</i> and <i>v</i>, as one of the matrices is used as workspace if the matrix <i>A</i> is transposed. The implementer can easily remove this constraint and make the code more complicated. See the descriptions of <i>u</i> and <i>v</i>.</p>
<i>jobp</i>	<p>CHARACTER*1. Must be 'P' or 'N'.</p> <p>Enables structured perturbations of denormalized numbers. This option should be active if the denormals are poorly implemented, causing slow computation, especially in cases of fast convergence. For details, see [Drmac08-1], [Drmac08-2]. For simplicity, such perturbations are included only when the full SVD or only the singular values are requested. You can add the perturbation for the cases of computing one set of singular vectors.</p> <p>If <i>jobp</i> = 'P', the function introduces perturbation.</p> <p>If <i>jobp</i> = 'N', the function introduces no perturbation.</p>
<i>m</i>	<p>INTEGER. The number of rows of the input matrix <i>A</i>; $m \geq 0$.</p>
<i>n</i>	<p>INTEGER. The number of columns in the input matrix <i>A</i>; $n \geq 0$.</p>
<i>a, work, sva, u, v</i>	<p>REAL for sgejsv</p> <p>DOUBLE PRECISION for dgejsv.</p>

Array $a(lda,*)$ is an array containing the m -by- n matrix A .
The second dimension of a must be at least $\max(1, n)$.

$work$ is a workspace array, its dimension $\max(1, lwork)$.

sva is a workspace array, its dimension is n .

u is a workspace array, its dimension is $(ldu,*)$; the second dimension of u must be at least $\max(1, n)$.

v is a workspace array, its dimension is $(ldv,*)$; the second dimension of v must be at least $\max(1, n)$.

lda INTEGER. The first dimension of the array a . Must be at least $\max(1, m)$.

ldu INTEGER. The first dimension of the array u ; $ldu \geq 1$.
 $jobu = 'U' \text{ or } 'F' \text{ or } 'W'$, $ldu \geq m$.

ldv INTEGER. The first dimension of the array v ; $ldv \geq 1$.
 $jobv = 'V' \text{ or } 'J' \text{ or } 'W'$, $ldv \geq n$.

$lwork$ INTEGER.
Length of $work$ to confirm proper allocation of work space.
 $lwork$ depends on the task performed:
If only σ is needed ($jobu = 'N'$, $jobv = 'N'$) and

- ... no scaled condition estimate is required, then $lwork \geq \max(2*m+n, 4*n+1, 7)$. This is the minimal requirement. For optimal performance (blocked code) the optimal value is $lwork \geq \max(2*m+n, 3*n+(n+1)*nb, 7)$. Here nb is the optimal block size for `?geqp3/?geqrf`.
- ... an estimate of the scaled condition number of A is required ($joba = 'E'$, $'G'$). In this case, $lwork$ is the maximum of the above and $n*n+4*n$, that is, $lwork \geq \max(2*m+n, n*n+4*n, 7)$

If σ and the right singular vectors are needed ($jobv = 'V'$,

- the minimal requirement is $lwork \geq \max(2*n+m, 7)$.

- for optimal performance, $lwork \geq \max(2*n+m, 2*n*n+n*nb, 7)$, where nb is the optimal block size.

If σ and the left singular vectors are needed

- the minimal requirement is $lwork \geq \max(2*n+m, 7)$.
- for optimal performance, $lwork \geq \max(2*n+m, 2*n*n+n*nb, 7)$, where nb is the optimal block size.

If full SVD is needed ($jobu = 'U'$ or $'F'$, $jobv = 'V'$) and

- ... the singular vectors are computed without explicit accumulation of the Jacobi rotations, $lwork \geq 6*n+2*n*n$.
- ... in the iterative part, the Jacobi rotations are explicitly accumulated (option, see the description of $jobv$), the minimal requirement is $lwork \geq \max(m+3*n+n*n, 7)$. For better performance, if nb is the optimal block size, $lwork \geq \max(3*n+n*n+m, 3*n+n*n+n*nb, 7)$.

$iwork$

INTEGER. Workspace array, DIMENSION $m+3*n$.

Output Parameters

sva

On exit:

For $work(1)/work(2) = one$: the singular values of A . During the computation sva contains Euclidean column norms of the iterated matrices in the array a .

For $work(1) \neq work(2)$: the singular values of A are $(work(1)/work(2)) * sva(1:n)$. This factored form is used if $\sigma_{max}(A)$ overflows or if small singular values have been saved from underflow by scaling the input matrix A .

jobr = 'R', some of the singular values may be returned as exact zeros obtained by 'setting to zero' because they are below the numerical rank threshold or are denormalized numbers.

u

On exit:
 If *jobu* = 'U', contains the *m*-by-*n* matrix of the left singular vectors.
 If *jobu* = 'F', contains the *m*-by-*m* matrix of the left singular vectors, including an orthonormal basis of the orthogonal complement of the range of *A*.
 If *jobu* = 'W' and *jobv* = 'V', *jobt* = 'T', and *m* = *n*, then *u* is used as workspace if the procedure replaces *A* with *A**t*. In that case, *v* is computed in *u* as left singular vectors of *A**t* and copied back to the *v* array. This 'W' option is just a reminder to the caller that in this case *u* is reserved as workspace of length *n**n*.
 If *jobu* = 'N', *u* is not referenced.

v

On exit:
 If *jobv* = 'V' or 'J', contains the *n*-by-*n* matrix of the right singular vectors.
 If *jobv* = 'W' and *jobu* = 'U', *jobt* = 'T', and *m* = *n*, then *v* is used as workspace if the procedure replaces *A* with *A**t*. In that case, *u* is computed in *v* as right singular vectors of *A**t* and copied back to the *u* array. This 'W' option is just a reminder to the caller that in this case *v* is reserved as workspace of length *n**n*.
 If *jobv* = 'N', *v* is not referenced.

work

On exit,
work(1) = *scale* = *work*(2)/*work*(1) is the scaling factor such that *scale*sva*(1:*n*) are the computed singular values of *A*. See the description of *sva*() .
work(2) = see the description of *work*(1) .
work(3) = *scond**a* is an estimate for the condition number of column equilibrated *A*. If *joba* = 'E' or 'G', *scond**a* is an estimate of $\sqrt{\|(R^{**t} * R)^{**(-1)}\|_1}$. It is computed using ?pocon . It holds $n^{**(-1/4)} * \text{scond}a \leq \|(R^{**(-1)})\|_2 \leq n^{**(1/4)} * \text{scond}a$, where *R* is the

triangular factor from the QRF of A . However, if R is truncated and the numerical rank is determined to be strictly smaller than n , *sconda* is returned as -1, indicating that the smallest singular values might be lost.

If full SVD is needed, the following two condition numbers are useful for the analysis of the algorithm. They are provided for a user who is familiar with the details of the method.

work(4) = an estimate of the scaled condition number of the triangular factor in the first QR factorization.

work(5) = an estimate of the scaled condition number of the triangular factor in the second QR factorization.

The following two parameters are computed if *jobt* = 'T'. They are provided for a user who is familiar with the details of the method.

work(6) = the entropy of $A^{**t}A$:: this is the Shannon entropy of $\text{diag}(A^{**t}A) / \text{Trace}(A^{**t}A)$ taken as point in the probability simplex.

work(7) = the entropy of A^*A^{**t} .

iwork

INTEGER. On exit,

iwork(1) = the numerical rank determined after the initial QR factorization with pivoting. See the descriptions of *joba* and *jobr*.

iwork(2) = the number of the computed nonzero singular value.

iwork(3) = if nonzero, a warning message. If *iwork(3)*=1, some of the column norms of A were denormalized floats. The requested high accuracy is not warranted by the data.

info

INTEGER.

If *info* = 0, the execution is successful.

If *info* = -*i*, the *i*-th parameter had an illegal value.

If *info* > 0, the function did not converge in the maximal number of sweeps. The computed values may be inaccurate.

See Also

- [Singular Value Decomposition](#)
- [?geqp3](#)
- [?geqrf](#)
- [?gelqf](#)

- [?gesvj](#)
- [?lamch](#)
- [?pocon](#)

?gesvj

Computes the singular value decomposition of a real matrix using Jacobi plane rotations.

Syntax

FORTRAN 77:

```
call sgesvj(joba, jobu, jobv, m, n, a, lda, sva, mv, v, ldv, work, lwork,
info)
```

```
call dgesvj(joba, jobu, jobv, m, n, a, lda, sva, mv, v, ldv, work, lwork,
info)
```

Description

This routine is declared in `mkl_lapack.fi` for FORTRAN 77 interface and in `mkl_lapack.h` for C interface.

The routine computes the singular value decomposition (SVD) of a real m -by- n matrix A , where $m \geq n$.

The SVD of A is written as

$$A = U \Sigma V',$$

where Σ is an m -by- n diagonal matrix, U is an m -by- n orthonormal matrix, and V is an n -by- n orthogonal matrix. The diagonal elements of Σ are the singular values of A ; the columns of U and V are the left and right singular vectors of A , respectively. The matrices U and V are computed and stored in the arrays u and v , respectively. The diagonal of Σ is computed and stored in the array sva .

The n -by- n orthogonal matrix V is obtained as a product of Jacobi plane rotations. The rotations are implemented as fast scaled rotations of Anda and Park [[AndaPark94](#)]. In the case of underflow of the Jacobi angle, a modified Jacobi transformation of Drmac ([[Drmac08-4](#)]) is used. Pivot strategy uses column interchanges of de Rijk ([[deRijk98](#)]). The relative accuracy

of the computed singular values and the accuracy of the computed singular vectors (in angle metric) is as guaranteed by the theory of Demmel and Veselic [Demmel92]. The condition number that determines the accuracy in the full rank case is essentially

$$(\min_i d_{ii}) \cdot \kappa(A \cdot D)$$

where $\kappa(\cdot)$ is the spectral condition number. The best performance of this Jacobi SVD procedure is achieved if used in an accelerated version of Drmac and Veselic [Drmac08-1], [Drmac08-2]. Some tuning parameters (marked with `TP`) are available for the implementer.

The computational range for the nonzero singular values is the machine number interval (`UNDERFLOW,OVERFLOW`). In extreme cases, even denormalized singular values can be computed with the corresponding gradual loss of accurate digit.

Input Parameters

<i>joba</i>	<p>CHARACTER*1. Must be 'L', 'U' or 'G'.</p> <p>Specifies the structure of <i>A</i>:</p> <p>If <i>joba</i> = 'L', the input matrix <i>A</i> is lower triangular.</p> <p>If <i>joba</i> = 'U', the input matrix <i>A</i> is upper triangular.</p> <p>If <i>joba</i> = 'G', the input matrix <i>A</i> is a general <i>m</i>-by-<i>n</i>, <i>m</i> ≥ <i>n</i>.</p>
<i>jobu</i>	<p>CHARACTER*1. Must be 'U', 'C' or 'N'.</p> <p>Specifies whether to compute the left singular vectors (columns of <i>U</i>):</p> <p>If <i>jobu</i> = 'U', the left singular vectors corresponding to the nonzero singular values are computed and returned in the leading columns of <i>A</i>. See more details in the description of <i>a</i>. The default numerical orthogonality threshold is set to approximately $TOL=CTOL*EPS$, $CTOL=\sqrt{m}$, $EPS = ?lamch('E')$</p> <p>If <i>jobu</i> = 'C', analogous to <i>jobu</i> = 'U', except that you can control the level of numerical orthogonality of the computed left singular vectors. <i>TOL</i> can be set to $TOL=CTOL*EPS$, where <i>CTOL</i> is given on input in the array <i>work</i>. No <i>CTOL</i> smaller than ONE is allowed. <i>CTOL</i> greater than $1 / EPS$ is meaningless. The option 'C' can be used</p>

	<p>if $m \cdot \text{EPS}$ is satisfactory orthogonality of the computed left singular vectors, so $\text{CTOL} = m$ could save few sweeps of Jacobi rotations. See the descriptions of a and $\text{work}(1)$.</p> <p>If $\text{jobu} = 'N'$, u is not computed. However, see the description of a.</p>
jobv	<p>CHARACTER*1. Must be 'V', 'A' or 'N'.</p> <p>Specifies whether to compute the right singular vectors, that is, the matrix v:</p> <p>If $\text{jobv} = 'V'$, the matrix v is computed and returned in the array v.</p> <p>If $\text{jobv} = 'A'$, the Jacobi rotations are applied to the mv-by-n array v. In other words, the right singular vector matrix v is not computed explicitly, instead it is applied to an mv-by-n matrix initially stored in the first mv rows of v.</p> <p>If $\text{jobv} = 'N'$, the matrix v is not computed and the array v is not referenced.</p>
m	<p>INTEGER. The number of rows of the input matrix A; $m \geq 0$.</p>
n	<p>INTEGER. The number of columns in the input matrix A; $n \geq 0$.</p>
$a, \text{work}, \text{sva}, v$	<p>REAL for sgesvj DOUBLE PRECISION for dgesvj.</p> <p>Array $a(\text{lda},*)$ is an array containing the m-by-n matrix A. The second dimension of a is $\max(1, n)$.</p> <p>work is a workspace array, its dimension $\max(4, m+n)$.</p> <p>If $\text{jobu} = 'C'$, $\text{work}(1) = \text{CTOL}$, where CTOL defines the threshold for convergence. The process stops if all columns of A are mutually orthogonal up to $\text{CTOL} \cdot \text{EPS}$, $\text{EPS} = ?\text{lamch}('E')$. It is required that $\text{CTOL} \geq 1$, that is, it is not allowed to force the routine to obtain orthogonality below ϵ.</p> <p>sva is a workspace array, its dimension is n.</p> <p>u is a workspace array, its dimension is $(\text{ldu},*)$; the second dimension of u must be at least $\max(1, n)$.</p> <p>v is a workspace array, its dimension is $(\text{ldv},*)$; the second dimension of v must be at least $\max(1, n)$.</p>

<i>lda</i>	INTEGER. The first dimension of the array <i>a</i> . Must be at least $\max(1, m)$.
<i>mv</i>	INTEGER. <i>jobv</i> = 'A', the product of Jacobi rotations in <i>?gesvj</i> is applied to the first <i>mv</i> rows of <i>v</i> . See the description of <i>jobv</i> .
<i>ldv</i>	INTEGER. The first dimension of the array <i>v</i> ; $ldv \geq 1$. <i>jobv</i> = 'V', $ldv \geq \max(1, n)$. <i>jobv</i> = 'A', $ldv \geq \max(1, mv)$.
<i>lwork</i>	INTEGER. Length of <i>work</i> , $work \geq \max(6, m+n)$.

Output Parameters

<i>a</i>	<p>On exit:</p> <p>If <i>jobu</i> = 'U' or <i>jobu</i> = 'C':</p> <ul style="list-style-type: none"> if <i>info</i> = 0, the leading columns of <i>A</i> contain left singular vectors corresponding to the computed singular values of <i>a</i> that are above the underflow threshold <i>?lamch</i>('S'), that is, non-zero singular values. The number of the computed non-zero singular values is returned in <i>work</i>(2). Also see the descriptions of <i>sva</i> and <i>work</i>. The computed columns of <i>u</i> are mutually numerically orthogonal up to approximately $TOL = \sqrt{m} * EPS$ (default); or $TOL = CTOL * EPS$ <i>jobu</i> = 'C', see the description of <i>jobu</i>. if <i>info</i> > 0, the procedure <i>?gesvj</i> did not converge in the given number of iterations (sweeps). In that case, the computed columns of <i>u</i> may not be orthogonal up to TOL. The output <i>u</i> (stored in <i>a</i>), <i>sigma</i> (given by the computed singular values in <i>sva</i>(1:n)) and <i>v</i> is still a decomposition of the input matrix <i>A</i> in the sense that the residual $\ a - scale * u * sigma * v^* t\ _2 / \ a\ _2$ is small. <p>If <i>jobu</i> = 'N':</p>
----------	--

- if `info = 0`, note that the left singular vectors are 'for free' in the one-sided Jacobi SVD algorithm. However, if only the singular values are needed, the level of numerical orthogonality of `u` is not an issue and iterations are stopped when the columns of the iterated matrix are numerically orthogonal up to approximately $m \cdot \text{EPS}$. Thus, on exit, `a` contains the columns of `u` scaled with the corresponding singular values.
- if `info > 0`, the procedure `?gesvj` did not converge in the given number of iterations (sweeps).

`sva`

On exit:

If `info = 0`, depending on the value `scale = work(1)`, where `scale` is the scaling factor:

- if `scale = 1`, `sva(1:n)` contains the computed singular values of `a`. During the computation, `sva` contains the Euclidean column norms of the iterated matrices in the array `a`.
- if `scale ≠ 1`, the singular values of `a` are `scale*sva(1:n)`, and this factored representation is due to the fact that some of the singular values of `a` might underflow or overflow.

If `info > 0`, the procedure `?gesvj` did not converge in the given number of iterations (sweeps) and `scale*sva(1:n)` may not be accurate.

`v`

On exit:

If `jobv = 'V'`, contains the n -by- n matrix of the right singular vectors.

If `jobv = 'A'`, then `v` contains the product of the computed right singular vector matrix and the initial matrix in the array `v`.

If `jobv = 'N'`, `v` is not referenced.

`work`

On exit,

`work(1) = scale` is the scaling factor such that `scale*sva(1:n)` are the computed singular values of `A`. See the description of `sva()`.

work(2) is the number of the computed nonzero singular value.

work(3) is the number of the computed singular values that are larger than the underflow threshold.

work(4) is the number of sweeps of Jacobi rotations needed for numerical convergence.

work(5) = $\max_{\{i.NE.j\}} |\cos(A(:,i), A(:,j))|$ in the last sweep. This is useful information in cases when `?gesvj` did not converge, as it can be used to estimate whether the output is still useful and for post festum analysis.

work(6) is the largest absolute value over all sines of the Jacobi rotation angles in the last sweep. It can be useful in a post festum analysis.

info

INTEGER.

If *info* = 0, the execution is successful.

If *info* = -*i*, the *i*-th parameter had an illegal value.

If *info* > 0, the function did not converge in the maximal number (30) of sweeps. The output may still be useful. See the description of *work*.

See Also

- [Singular Value Decomposition](#)
- [?lamch](#)

?ggsvd

Computes the generalized singular value decomposition of a pair of general rectangular matrices.

Syntax

FORTRAN 77:

```
call sggsvd(jobu, jobv, jobq, m, n, p, k, l, a, lda, b, ldb, alpha, beta, u,
ldu, v, ldv, q, ldq, work, iwork, info)
```

```
call dggsvd(jobu, jobv, jobq, m, n, p, k, l, a, lda, b, ldb, alpha, beta, u,
ldu, v, ldv, q, ldq, work, iwork, info)
```

```
call cggsvd(jobu, jobv, jobq, m, n, p, k, l, a, lda, b, ldb, alpha, beta, u,
ldu, v, ldv, q, ldq, work, rwork, iwork, info)

call zggsvd(jobu, jobv, jobq, m, n, p, k, l, a, lda, b, ldb, alpha, beta, u,
ldu, v, ldv, q, ldq, work, rwork, iwork, info)
```

Fortran 95:

```
call ggsvd(a, b, alpha, beta [, k] [,l] [,u] [,v] [,q] [,iwork] [,info])
```

Description

This routine is declared in `mkl_lapack.fi` for FORTRAN 77 interface, in `lapack.f90` for Fortran 95 interface, and in `mkl_lapack.h` for C interface.

The routine computes the generalized singular value decomposition (GSVD) of an m -by- n real/complex matrix A and p -by- n real/complex matrix B :

$$U'^* A^* Q = D_1^* \begin{pmatrix} 0 & R \end{pmatrix}, \quad V'^* B^* Q = D_2^* \begin{pmatrix} 0 & R \end{pmatrix},$$

where U , V and Q are orthogonal/unitary matrices and U' , V' mean transpose/conjugate transpose of U and V respectively.

Let $k+1$ = the effective numerical rank of the matrix (A', B') , then R is a $(k+1)$ -by- $(k+1)$ nonsingular upper triangular matrix, D_1 and D_2 are m -by- $(k+1)$ and p -by- $(k+1)$ "diagonal" matrices and of the following structures, respectively:

If $m-k-1 \geq 0$,

$$D_1 = \begin{matrix} & k & 1 \\ & k & 1 \\ & 1 & \\ m-k-1 & 0 & 0 \end{matrix} \begin{pmatrix} I & 0 \\ 0 & C \\ 0 & 0 \end{pmatrix}$$

$$D_2 = \begin{matrix} & k & l \\ p-l & \begin{pmatrix} 0 & S \\ 0 & 0 \end{pmatrix} \end{matrix}$$

$$\begin{pmatrix} 0 & R \end{pmatrix} = \begin{matrix} n-k-l & k & l \\ l & \begin{pmatrix} 0 & R_{11} & R_{12} \\ 0 & 0 & R_{22} \end{pmatrix} \end{matrix},$$

where

$C = \text{diag}(\alpha(K+1), \dots, \alpha(K+l))$

$S = \text{diag}(\beta(K+1), \dots, \beta(K+l))$

$C^2 + S^2 = I$

R is stored in $a(1:k+l, n-k-l+1:n)$ on exit.

If $m-k-l < 0$,

$$D_1 = \begin{matrix} & k & m-k & k+l-m \\ m-k & \begin{pmatrix} I & 0 & 0 \\ 0 & C & 0 \end{pmatrix} \end{matrix}$$

$$D_2 = \begin{matrix} & k & m-k & k+l-m \\ m-k & \begin{pmatrix} 0 & S & 0 \end{pmatrix} \\ k+l-m & \begin{pmatrix} & 0 & I \end{pmatrix} \\ p-l & \begin{pmatrix} 0 & 0 & 0 \end{pmatrix} \end{matrix}$$

$$(0 \ R) = \begin{matrix} & n-k-l & k & m-k & k+l-m \\ k & \begin{pmatrix} 0 & R_{11} & R_{12} & R_{13} \end{pmatrix} \\ m-k & \begin{pmatrix} 0 & 0 & R_{22} & R_{23} \end{pmatrix} \\ k+l-m & \begin{pmatrix} 0 & 0 & 0 & R_{33} \end{pmatrix} \end{matrix}$$

where

$C = \text{diag}(\alpha(K+1), \dots, \alpha(m)),$

$S = \text{diag}(\beta(K+1), \dots, \beta(m)),$

$C_2 + S_2 = I$

On exit, $\begin{pmatrix} R_{11} & R_{12} & R_{13} \\ 0 & R_{22} & R_{23} \end{pmatrix}$ is stored in $a(1:m, n-k-l+1:n)$ and R_{33} is stored in $b(m-k+1:l, n+m-k-l+1:n)$.

The routine computes C , S , R , and optionally the orthogonal/unitary transformation matrices U , V and Q .

In particular, if B is an n -by- n nonsingular matrix, then the GSVD of A and B implicitly gives the SVD of A^*B^{-1} :

$$A^*B^{-1} = U^* (D_1^* D_2^{-1})^* V'.$$

If (A', B') has orthonormal columns, then the GSVD of A and B is also equal to the CS decomposition of A and B . Furthermore, the GSVD can be used to derive the solution of the eigenvalue problem:

$$A'^*A^*x = \lambda^*B'^*B^*x.$$

Input Parameters

<i>jobu</i>	<p>CHARACTER*1. Must be 'U' or 'N'.</p> <p>If <i>jobu</i> = 'U', orthogonal/unitary matrix <i>U</i> is computed.</p> <p>If <i>jobu</i> = 'N', <i>U</i> is not computed.</p>
<i>jobv</i>	<p>CHARACTER*1. Must be 'V' or 'N'.</p> <p>If <i>jobv</i> = 'V', orthogonal/unitary matrix <i>V</i> is computed.</p> <p>If <i>jobv</i> = 'N', <i>V</i> is not computed.</p>
<i>jobq</i>	<p>CHARACTER*1. Must be 'Q' or 'N'.</p> <p>If <i>jobq</i> = 'Q', orthogonal/unitary matrix <i>Q</i> is computed.</p> <p>If <i>jobq</i> = 'N', <i>Q</i> is not computed.</p>
<i>m</i>	INTEGER. The number of rows of the matrix <i>A</i> ($m \geq 0$).
<i>n</i>	INTEGER. The number of columns of the matrices <i>A</i> and <i>B</i> ($n \geq 0$).
<i>p</i>	INTEGER. The number of rows of the matrix <i>B</i> ($p \geq 0$).
<i>a, b, work</i>	<p>REAL for sggsvd</p> <p>DOUBLE PRECISION for dggsvd</p> <p>COMPLEX for cggsvd</p> <p>DOUBLE COMPLEX for zggsvd.</p> <p>Arrays:</p> <p><i>a</i>(<i>lda</i>,*) contains the <i>m</i>-by-<i>n</i> matrix <i>A</i>.</p> <p>The second dimension of <i>a</i> must be at least max(1, <i>n</i>).</p> <p><i>b</i>(<i>ldb</i>,*) contains the <i>p</i>-by-<i>n</i> matrix <i>B</i>.</p> <p>The second dimension of <i>b</i> must be at least max(1, <i>n</i>).</p> <p><i>work</i>(*) is a workspace array.</p> <p>The dimension of <i>work</i> must be at least max(3<i>n</i>, <i>m</i>, <i>p</i>)+<i>n</i>.</p>
<i>lda</i>	INTEGER. The first dimension of <i>a</i> ; at least max(1, <i>m</i>).
<i>ldb</i>	INTEGER. The first dimension of <i>b</i> ; at least max(1, <i>p</i>).
<i>ldu</i>	<p>INTEGER. The first dimension of the array <i>u</i>.</p> <p>$ldu \geq \max(1, m)$ if <i>jobu</i> = 'U'; $ldu \geq 1$ otherwise.</p>
<i>ldv</i>	<p>INTEGER. The first dimension of the array <i>v</i>.</p> <p>$ldv \geq \max(1, p)$ if <i>jobv</i> = 'V'; $ldv \geq 1$ otherwise.</p>

ldq INTEGER. The first dimension of the array q .
 $ldq \geq \max(1, n)$ if $jobq = 'Q'$; $ldq \geq 1$ otherwise.

iwork INTEGER.
 Workspace array, DIMENSION at least $\max(1, n)$.

rwork REAL for cggsvd DOUBLE PRECISION for zggsvd.
 Workspace array, DIMENSION at least $\max(1, 2n)$. Used in complex flavors only.

Output Parameters

k, l INTEGER. On exit, k and l specify the dimension of the subblocks. The sum $k+l$ is equal to the effective numerical rank of (A', B') .

a On exit, a contains the triangular matrix R or part of R .

b On exit, b contains part of the triangular matrix R if $m-k-l < 0$.

$alpha, beta$ REAL for single-precision flavors
 DOUBLE PRECISION for double-precision flavors.
 Arrays, DIMENSION at least $\max(1, n)$ each.
 Contain the generalized singular value pairs of A and B :
 $alpha(1:k) = 1,$
 $beta(1:k) = 0,$
 and if $m-k-l \geq 0,$
 $alpha(k+1:k+l) = C,$
 $beta(k+1:k+l) = S,$
 or if $m-k-l < 0,$
 $alpha(k+1:m) = C, alpha(m+1:k+l) = 0$
 $beta(k+1:m) = S, beta(m+1:k+l) = 1$
 and
 $alpha(k+l+1:n) = 0$
 $beta(k+l+1:n) = 0.$

u, v, q REAL for sggsvd
 DOUBLE PRECISION for dggsvd
 COMPLEX for cggsvd
 DOUBLE COMPLEX for zggsvd.
 Arrays:

$u(ldu,*)$; the second dimension of u must be at least $\max(1, m)$.
 If $jobu = 'U'$, u contains the m -by- m orthogonal/unitary matrix U .
 If $jobu = 'N'$, u is not referenced.
 $v(ldv,*)$; the second dimension of v must be at least $\max(1, p)$.
 If $jobv = 'V'$, v contains the p -by- p orthogonal/unitary matrix V .
 If $jobv = 'N'$, v is not referenced.
 $q(ldq,*)$; the second dimension of q must be at least $\max(1, n)$.
 If $jobq = 'Q'$, q contains the n -by- n orthogonal/unitary matrix Q .
 If $jobq = 'N'$, q is not referenced.
 On exit, $iwork$ stores the sorting information.
 $info$ INTEGER.
 If $info = 0$, the execution is successful.
 If $info = -i$, the i -th parameter had an illegal value.
 If $info = 1$, the Jacobi-type procedure failed to converge.
 For further details, see subroutine [?tgsja](#).

Fortran 95 Interface Notes

Routines in Fortran 95 interface have fewer arguments in the calling sequence than their FORTRAN 77 counterparts. For general conventions applied to skip redundant or restorable arguments, see [Fortran 95 Interface Conventions](#).

Specific details for the routine `ggsvd` interface are the following:

a	Holds the matrix A of size (m, n) .
b	Holds the matrix B of size (p, n) .
$alpha$	Holds the vector of length n .
$beta$	Holds the vector of length n .
u	Holds the matrix U of size (m, m) .
v	Holds the matrix V of size (p, p) .
q	Holds the matrix Q of size (n, n) .
$iwork$	Holds the vector of length n .

<i>jobu</i>	Restored based on the presence of the argument <i>u</i> as follows: <i>jobu</i> = 'U', if <i>u</i> is present, <i>jobu</i> = 'N', if <i>u</i> is omitted.
<i>jobv</i>	Restored based on the presence of the argument <i>v</i> as follows: <i>jobz</i> = 'V', if <i>v</i> is present, <i>jobz</i> = 'N', if <i>v</i> is omitted.
<i>jobq</i>	Restored based on the presence of the argument <i>q</i> as follows: <i>jobz</i> = 'Q', if <i>q</i> is present, <i>jobz</i> = 'N', if <i>q</i> is omitted.

Generalized Symmetric Definite Eigenproblems

This section describes LAPACK driver routines used for solving generalized symmetric definite eigenproblems. See also [computational routines](#) that can be called to solve these problems. [Table 4-13](#) lists all such driver routines for FORTRAN 77 interface. Respective routine names in Fortran 95 interface are without the first symbol (see [Routine Naming Conventions](#)).

Table 4-13 Driver Routines for Solving Generalized Symmetric Definite Eigenproblems

Routine Name	Operation performed
?sygv/?hegv	Computes all eigenvalues and, optionally, eigenvectors of a real / complex generalized symmetric /Hermitian definite eigenproblem.
?sygvd/?hegvd	Computes all eigenvalues and, optionally, eigenvectors of a real / complex generalized symmetric /Hermitian definite eigenproblem. If eigenvectors are desired, it uses a divide and conquer method.
?sygvx/?hegvx	Computes selected eigenvalues and, optionally, eigenvectors of a real / complex generalized symmetric /Hermitian definite eigenproblem.
?spgv/?hpgv	Computes all eigenvalues and, optionally, eigenvectors of a real / complex generalized symmetric /Hermitian definite eigenproblem with matrices in packed storage.
?spgvd/?hpgvd	Computes all eigenvalues and, optionally, eigenvectors of a real / complex generalized symmetric /Hermitian definite eigenproblem with matrices in packed storage. If eigenvectors are desired, it uses a divide and conquer method.
?spgvx/?hpgvx	Computes selected eigenvalues and, optionally, eigenvectors of a real / complex generalized symmetric /Hermitian definite eigenproblem with matrices in packed storage.

Routine Name	Operation performed
?sbgv/?hbgv	Computes all eigenvalues and, optionally, eigenvectors of a real / complex generalized symmetric /Hermitian definite eigenproblem with banded matrices.
?sbgvd/?hbgvd	Computes all eigenvalues and, optionally, eigenvectors of a real / complex generalized symmetric /Hermitian definite eigenproblem with banded matrices. If eigenvectors are desired, it uses a divide and conquer method.
?sbgvx/?hbgvx	Computes selected eigenvalues and, optionally, eigenvectors of a real / complex generalized symmetric /Hermitian definite eigenproblem with banded matrices.

?sygv

Computes all eigenvalues and, optionally, eigenvectors of a real generalized symmetric definite eigenproblem.

Syntax

FORTRAN 77:

```
call ssygv(itype, jobz, uplo, n, a, lda, b, ldb, w, work, lwork, info)
call dsygv(itype, jobz, uplo, n, a, lda, b, ldb, w, work, lwork, info)
```

Fortran 95:

```
call sygv(a, b, w [,itype] [,jobz] [,uplo] [,info])
```

Description

This routine is declared in `mkl_lapack.fi` for FORTRAN 77 interface, in `lapack.f90` for Fortran 95 interface, and in `mkl_lapack.h` for C interface.

The routine computes all the eigenvalues, and optionally, the eigenvectors of a real generalized symmetric-definite eigenproblem, of the form

$$A*x = \lambda*B*x, A*B*x = \lambda*x, \text{ or } B*A*x = \lambda*x.$$

Here *A* and *B* are assumed to be symmetric and *B* is also positive definite.

Input Parameters

<i>itype</i>	<p>INTEGER. Must be 1 or 2 or 3.</p> <p>Specifies the problem type to be solved:</p> <p>if <i>itype</i> = 1, the problem type is $A*x = \lambda*B*x$;</p> <p>if <i>itype</i> = 2, the problem type is $A*B*x = \lambda*x$;</p> <p>if <i>itype</i> = 3, the problem type is $B*A*x = \lambda*x$.</p>
<i>jobz</i>	<p>CHARACTER*1. Must be 'N' or 'V'.</p> <p>If <i>jobz</i> = 'N', then compute eigenvalues only.</p> <p>If <i>jobz</i> = 'V', then compute eigenvalues and eigenvectors.</p>
<i>uplo</i>	<p>CHARACTER*1. Must be 'U' or 'L'.</p> <p>If <i>uplo</i> = 'U', arrays <i>a</i> and <i>b</i> store the upper triangles of <i>A</i> and <i>B</i>;</p> <p>If <i>uplo</i> = 'L', arrays <i>a</i> and <i>b</i> store the lower triangles of <i>A</i> and <i>B</i>.</p>
<i>n</i>	<p>INTEGER. The order of the matrices <i>A</i> and <i>B</i> ($n \geq 0$).</p>
<i>a, b, work</i>	<p>REAL for ssygv</p> <p>DOUBLE PRECISION for dsygv.</p> <p>Arrays:</p> <p><i>a</i>(<i>lda</i>,*) contains the upper or lower triangle of the symmetric matrix <i>A</i>, as specified by <i>uplo</i>. The second dimension of <i>a</i> must be at least $\max(1, n)$.</p> <p><i>b</i>(<i>ldb</i>,*) contains the upper or lower triangle of the symmetric positive definite matrix <i>B</i>, as specified by <i>uplo</i>. The second dimension of <i>b</i> must be at least $\max(1, n)$.</p> <p><i>work</i> is a workspace array, its dimension $\max(1, lwork)$.</p>
<i>lda</i>	<p>INTEGER. The first dimension of <i>a</i>; at least $\max(1, n)$.</p>
<i>ldb</i>	<p>INTEGER. The first dimension of <i>b</i>; at least $\max(1, n)$.</p>
<i>lwork</i>	<p>INTEGER.</p> <p>The dimension of the array <i>work</i>;</p> <p>$lwork \geq \max(1, 3n-1)$.</p> <p>If <i>lwork</i> = -1, then a workspace query is assumed; the routine only calculates the optimal size of the <i>work</i> array, returns this value as the first entry of the <i>work</i> array, and no error message related to <i>lwork</i> is issued by xerbla.</p>

See *Application Notes* for the suggested value of *lwork*.

Output Parameters

<i>a</i>	<p>On exit, if <i>jobz</i> = 'V', then if <i>info</i> = 0, <i>a</i> contains the matrix <i>Z</i> of eigenvectors. The eigenvectors are normalized as follows:</p> <p>if <i>itype</i> = 1 or 2, $Z^T B Z = I$;</p> <p>if <i>itype</i> = 3, $Z^T \text{inv}(B) Z = I$;</p> <p>If <i>jobz</i> = 'N', then on exit the upper triangle (if <i>uplo</i> = 'U') or the lower triangle (if <i>uplo</i> = 'L') of <i>A</i>, including the diagonal, is destroyed.</p>
<i>b</i>	<p>On exit, if <i>info</i> ≤ <i>n</i>, the part of <i>b</i> containing the matrix is overwritten by the triangular factor <i>U</i> or <i>L</i> from the Cholesky factorization $B = U^T * U$ or $B = L * L^T$.</p>
<i>w</i>	<p>REAL for ssygv</p> <p>DOUBLE PRECISION for dsygv.</p> <p>Array, DIMENSION at least max(1, <i>n</i>).</p> <p>If <i>info</i> = 0, contains the eigenvalues in ascending order.</p>
<i>work</i> (1)	<p>On exit, if <i>info</i> = 0, then <i>work</i>(1) returns the required minimal size of <i>lwork</i>.</p>
<i>info</i>	<p>INTEGER.</p> <p>If <i>info</i> = 0, the execution is successful.</p> <p>If <i>info</i> = -<i>i</i>, the <i>i</i>-th argument had an illegal value.</p> <p>If <i>info</i> > 0, spotrf/dpotrf and ssyev/dsyev returned an error code:</p> <p>If <i>info</i> = <i>i</i> ≤ <i>n</i>, ssyev/dsyev failed to converge, and <i>i</i> off-diagonal elements of an intermediate tridiagonal did not converge to zero;</p> <p>If <i>info</i> = <i>n</i> + <i>i</i>, for 1 ≤ <i>i</i> ≤ <i>n</i>, then the leading minor of order <i>i</i> of <i>B</i> is not positive-definite. The factorization of <i>B</i> could not be completed and no eigenvalues or eigenvectors were computed.</p>

Fortran 95 Interface Notes

Routines in Fortran 95 interface have fewer arguments in the calling sequence than their FORTRAN 77 counterparts. For general conventions applied to skip redundant or restorable arguments, see [Fortran 95 Interface Conventions](#).

Specific details for the routine `sygv` interface are the following:

<code>a</code>	Holds the matrix A of size (n, n) .
<code>b</code>	Holds the matrix B of size (n, n) .
<code>w</code>	Holds the vector of length n .
<code>itype</code>	Must be 1, 2, or 3. The default value is 1.
<code>jobz</code>	Must be 'N' or 'V'. The default value is 'N'.
<code>uplo</code>	Must be 'U' or 'L'. The default value is 'U'.

Application Notes

For optimum performance use $lwork \geq (nb+2)*n$, where nb is the blocksize for `ssytrd/dsytrd` returned by `ilaenv`.

If it is not clear how much workspace to supply, use a generous value of `lwork` (or `liwork`) for the first run or set `lwork = -1` (`liwork = -1`).

If `lwork` (or `liwork`) has any of admissible sizes, which is no less than the minimal value described, the routine completes the task, though probably not so fast as with a recommended workspace, and provides the recommended workspace in the first element of the corresponding array (`work`, `iwork`) on exit. Use this value (`work(1)`, `iwork(1)`) for subsequent runs.

If `lwork = -1` (`liwork = -1`), the routine returns immediately and provides the recommended workspace in the first element of the corresponding array (`work`, `iwork`). This operation is called a workspace query.

Note that if `work` (`liwork`) is less than the minimal required value and is not equal to -1, the routine returns immediately with an error exit and does not provide any information on the recommended workspace.

?hegv

Computes all eigenvalues and, optionally, eigenvectors of a complex generalized Hermitian definite eigenproblem.

Syntax

FORTRAN 77:

```
call chegv(itype, jobz, uplo, n, a, lda, b, ldb, w, work, lwork, rwork, info)
call zhegv(itype, jobz, uplo, n, a, lda, b, ldb, w, work, lwork, rwork, info)
```

Fortran 95:

```
call hegv(a, b, w [,itype] [,jobz] [,uplo] [,info])
```

Description

This routine is declared in `mkl_lapack.fi` for FORTRAN 77 interface, in `lapack.f90` for Fortran 95 interface, and in `mkl_lapack.h` for C interface.

The routine computes all the eigenvalues, and optionally, the eigenvectors of a complex generalized Hermitian-definite eigenproblem, of the form

$$A^*x = \lambda^*B^*x, \quad A^*B^*x = \lambda^*x, \quad \text{or} \quad B^*A^*x = \lambda^*x.$$

Here A and B are assumed to be Hermitian and B is also positive definite.

Input Parameters

<i>itype</i>	INTEGER. Must be 1 or 2 or 3. Specifies the problem type to be solved: if <i>itype</i> = 1, the problem type is $A^*x = \lambda^*B^*x$; if <i>itype</i> = 2, the problem type is $A^*B^*x = \lambda^*x$; if <i>itype</i> = 3, the problem type is $B^*A^*x = \lambda^*x$.
<i>jobz</i>	CHARACTER*1. Must be 'N' or 'V'. If <i>jobz</i> = 'N', then compute eigenvalues only. If <i>jobz</i> = 'V', then compute eigenvalues and eigenvectors.
<i>uplo</i>	CHARACTER*1. Must be 'U' or 'L'. If <i>uplo</i> = 'U', arrays <i>a</i> and <i>b</i> store the upper triangles of A and B ;

If `uplo = 'L'`, arrays `a` and `b` store the lower triangles of `A` and `B`.

`n` INTEGER. The order of the matrices `A` and `B` ($n \geq 0$).

`a, b, work` COMPLEX for `chegv`
DOUBLE COMPLEX for `zhegv`.

Arrays:
`a(lda,*)` contains the upper or lower triangle of the Hermitian matrix `A`, as specified by `uplo`.
 The second dimension of `a` must be at least $\max(1, n)$.
`b(ldb,*)` contains the upper or lower triangle of the Hermitian positive definite matrix `B`, as specified by `uplo`.
 The second dimension of `b` must be at least $\max(1, n)$.
`work` is a workspace array, its dimension $\max(1, lwork)$.

`lda` INTEGER. The first dimension of `a`; at least $\max(1, n)$.

`ldb` INTEGER. The first dimension of `b`; at least $\max(1, n)$.

`lwork` INTEGER.
 The dimension of the array `work`; $lwork \geq \max(1, 2n-1)$.
 If $lwork = -1$, then a workspace query is assumed; the routine only calculates the optimal size of the `work` array, returns this value as the first entry of the `work` array, and no error message related to `lwork` is issued by [xerbla](#).
 See *Application Notes* for the suggested value of `lwork`.

`rwork` REAL for `chegv`
DOUBLE PRECISION for `zhegv`.
 Workspace array, DIMENSION at least $\max(1, 3n-2)$.

Output Parameters

`a` On exit, if `jobz = 'V'`, then if `info = 0`, `a` contains the matrix `Z` of eigenvectors. The eigenvectors are normalized as follows:
 if `itype = 1` or `2`, $Z^H * B * Z = I$;
 if `itype = 3`, $Z^H * \text{inv}(B) * Z = I$;
 If `jobz = 'N'`, then on exit the upper triangle (if `uplo = 'U'`) or the lower triangle (if `uplo = 'L'`) of `A`, including the diagonal, is destroyed.

<i>b</i>	On exit, if <i>info</i> ≤ <i>n</i> , the part of <i>b</i> containing the matrix is overwritten by the triangular factor <i>U</i> or <i>L</i> from the Cholesky factorization $B = U^H * U$ or $B = L * L^H$.
<i>w</i>	REAL for chegv DOUBLE PRECISION for zhegv. Array, DIMENSION at least max(1, <i>n</i>). If <i>info</i> = 0, contains the eigenvalues in ascending order.
<i>work</i> (1)	On exit, if <i>info</i> = 0, then <i>work</i> (1) returns the required minimal size of <i>lwork</i> .
<i>info</i>	INTEGER. If <i>info</i> = 0, the execution is successful. If <i>info</i> = - <i>i</i> , the <i>i</i> -th argument has an illegal value. If <i>info</i> > 0, cpotrf/zpotrf and cheev/zheev return an error code: If <i>info</i> = <i>i</i> ≤ <i>n</i> , cheev/zheev fails to converge, and <i>i</i> off-diagonal elements of an intermediate tridiagonal do not converge to zero; If <i>info</i> = <i>n</i> + <i>i</i> , for 1 ≤ <i>i</i> ≤ <i>n</i> , then the leading minor of order <i>i</i> of <i>B</i> is not positive-definite. The factorization of <i>B</i> can not be completed and no eigenvalues or eigenvectors are computed.

Fortran 95 Interface Notes

Routines in Fortran 95 interface have fewer arguments in the calling sequence than their FORTRAN 77 counterparts. For general conventions applied to skip redundant or restorable arguments, see [Fortran 95 Interface Conventions](#).

Specific details for the routine `hegv` interface are the following:

<i>a</i>	Holds the matrix <i>A</i> of size (<i>n</i> , <i>n</i>).
<i>b</i>	Holds the matrix <i>B</i> of size (<i>n</i> , <i>n</i>).
<i>w</i>	Holds the vector of length <i>n</i> .
<i>itype</i>	Must be 1, 2, or 3. The default value is 1.
<i>jobz</i>	Must be 'N' or 'V'. The default value is 'N'.
<i>uplo</i>	Must be 'U' or 'L'. The default value is 'U'.

Application Notes

For optimum performance use $lwork \geq (nb+1)*n$, where nb is the blocksize for `chetrd/zhetrd` returned by `ilaenv`.

If you are in doubt how much workspace to supply, use a generous value of $lwork$ for the first run or set $lwork = -1$.

If you choose the first option and set any of admissible $lwork$ sizes, which is no less than the minimal value described, the routine completes the task, though probably not so fast as with a recommended workspace, and provides the recommended workspace in the first element of the corresponding array $work$ on exit. Use this value ($work(1)$) for subsequent runs.

If you set $lwork = -1$, the routine returns immediately and provides the recommended workspace in the first element of the corresponding array ($work$). This operation is called a workspace query.

Note that if you set $lwork$ to less than the minimal required value and not -1, the routine returns immediately with an error exit and does not provide any information on the recommended workspace.

?sygvd

Computes all eigenvalues and, optionally, eigenvectors of a real generalized symmetric definite eigenproblem. If eigenvectors are desired, it uses a divide and conquer method.

Syntax

FORTRAN 77:

```
call ssygvd(itype, jobz, uplo, n, a, lda, b, ldb, w, work, lwork, iwork,
liwork, info)
```

```
call dsygvd(itype, jobz, uplo, n, a, lda, b, ldb, w, work, lwork, iwork,
liwork, info)
```

Fortran 95:

```
call sygvd(a, b, w [,itype] [,jobz] [,uplo] [,info])
```

Description

This routine is declared in `mkl_lapack.fi` for FORTRAN 77 interface, in `lapack.f90` for Fortran 95 interface, and in `mkl_lapack.h` for C interface.

The routine computes all the eigenvalues, and optionally, the eigenvectors of a real generalized symmetric-definite eigenproblem, of the form

$$A^*x = \lambda^*B^*x, \quad A^*B^*x = \lambda^*x, \quad \text{or} \quad B^*A^*x = \lambda^*x.$$

Here A and B are assumed to be symmetric and B is also positive definite.

If eigenvectors are desired, it uses a divide and conquer algorithm.

Input Parameters

<i>itype</i>	<p>INTEGER. Must be 1 or 2 or 3. Specifies the problem type to be solved:</p> <p>if <i>itype</i> = 1, the problem type is $A^*x = \lambda^*B^*x$;</p> <p>if <i>itype</i> = 2, the problem type is $A^*B^*x = \lambda^*x$;</p> <p>if <i>itype</i> = 3, the problem type is $B^*A^*x = \lambda^*x$.</p>
<i>jobz</i>	<p>CHARACTER*1. Must be 'N' or 'V'.</p> <p>If <i>jobz</i> = 'N', then compute eigenvalues only.</p> <p>If <i>jobz</i> = 'V', then compute eigenvalues and eigenvectors.</p>
<i>uplo</i>	<p>CHARACTER*1. Must be 'U' or 'L'.</p> <p>If <i>uplo</i> = 'U', arrays <i>a</i> and <i>b</i> store the upper triangles of A and B;</p> <p>If <i>uplo</i> = 'L', arrays <i>a</i> and <i>b</i> store the lower triangles of A and B.</p>
<i>n</i>	<p>INTEGER. The order of the matrices A and B ($n \geq 0$).</p>
<i>a, b, work</i>	<p>REAL for <code>ssygvd</code></p> <p>DOUBLE PRECISION for <code>dsygvd</code>.</p> <p>Arrays:</p> <p><i>a</i>(<i>lda</i>,*) contains the upper or lower triangle of the symmetric matrix A, as specified by <i>uplo</i>. The second dimension of <i>a</i> must be at least $\max(1, n)$.</p> <p><i>b</i>(<i>ldb</i>,*) contains the upper or lower triangle of the symmetric positive definite matrix B, as specified by <i>uplo</i>. The second dimension of <i>b</i> must be at least $\max(1, n)$.</p> <p><i>work</i> is a workspace array, its dimension $\max(1, lwork)$.</p>

<code>lda</code>	INTEGER. The first dimension of <i>a</i> ; at least $\max(1, n)$.
<code>ldb</code>	INTEGER. The first dimension of <i>b</i> ; at least $\max(1, n)$.
<code>lwork</code>	INTEGER. The dimension of the array <i>work</i> . Constraints: If $n \leq 1$, $lwork \geq 1$; If $jobz = 'N'$ and $n > 1$, $lwork < 2n+1$; If $jobz = 'V'$ and $n > 1$, $lwork < 2n^2+6n+1$. If $lwork = -1$, then a workspace query is assumed; the routine only calculates the required sizes of the <i>work</i> and <i>iwork</i> arrays, returns these values as the first entries of the <i>work</i> and <i>iwork</i> arrays, and no error message related to <i>lwork</i> or <i>liwork</i> is issued by xerbla . See <i>Application Notes</i> for details.
<code>iwork</code>	INTEGER. Workspace array, its dimension $\max(1, lwork)$.
<code>liwork</code>	INTEGER. The dimension of the array <i>iwork</i> . Constraints: If $n \leq 1$, $liwork \geq 1$; If $jobz = 'N'$ and $n > 1$, $liwork \geq 1$; If $jobz = 'V'$ and $n > 1$, $liwork \geq 5n+3$. If $liwork = -1$, then a workspace query is assumed; the routine only calculates the required sizes of the <i>work</i> and <i>iwork</i> arrays, returns these values as the first entries of the <i>work</i> and <i>iwork</i> arrays, and no error message related to <i>lwork</i> or <i>liwork</i> is issued by xerbla . See <i>Application Notes</i> for details.

Output Parameters

<code>a</code>	On exit, if $jobz = 'V'$, then if $info = 0$, <i>a</i> contains the matrix <i>Z</i> of eigenvectors. The eigenvectors are normalized as follows: if $itype = 1$ or 2 , $Z^T * B * Z = I$; if $itype = 3$, $Z^T * \text{inv}(B) * Z = I$;
----------------	---

	<p>If $jobz = 'N'$, then on exit the upper triangle (if $uplo = 'U'$) or the lower triangle (if $uplo = 'L'$) of A, including the diagonal, is destroyed.</p>
b	<p>On exit, if $info \leq n$, the part of b containing the matrix is overwritten by the triangular factor U or L from the Cholesky factorization $B = U^T * U$ or $B = L * L^T$.</p>
w	<p>REAL for ssygvd DOUBLE PRECISION for dsygvd. Array, DIMENSION at least $\max(1, n)$. If $info = 0$, contains the eigenvalues in ascending order.</p>
$work(1)$	<p>On exit, if $info = 0$, then $work(1)$ returns the required minimal size of $lwork$.</p>
$iwork(1)$	<p>On exit, if $info = 0$, then $iwork(1)$ returns the required minimal size of $liwork$.</p>
$info$	<p>INTEGER. If $info = 0$, the execution is successful. If $info = -i$, the i-th argument had an illegal value. If $info > 0 = i \leq n$, and $jobz = 'N'$, then the algorithm failed to converge; i off-diagonal elements of an intermediate tridiagonal form did not converge to zero; if $jobz = 'V'$, then the algorithm failed to compute an eigenvalue while working on the submatrix lying in rows and columns $info/(n+1)$ through $\text{mod}(info, n+1)$; If $info > 0 = n + i$, for $1 \leq i \leq n$, then the leading minor of order i of B is not positive-definite. The factorization of B could not be completed and no eigenvalues or eigenvectors were computed.</p>

Fortran 95 Interface Notes

Routines in Fortran 95 interface have fewer arguments in the calling sequence than their FORTRAN 77 counterparts. For general conventions applied to skip redundant or restorable arguments, see [Fortran 95 Interface Conventions](#).

Specific details for the routine `sygvd` interface are the following:

a	Holds the matrix A of size (n, n) .
b	Holds the matrix B of size (n, n) .

<code>w</code>	Holds the vector of length n .
<code>itype</code>	Must be 1, 2, or 3. The default value is 1.
<code>jobz</code>	Must be 'N' or 'V'. The default value is 'N'.
<code>uplo</code>	Must be 'U' or 'L'. The default value is 'U'.

Application Notes

If it is not clear how much workspace to supply, use a generous value of `lwork` (or `liwork`) for the first run or set `lwork = -1` (`liwork = -1`).

If `lwork` (or `liwork`) has any of admissible sizes, which is no less than the minimal value described, the routine completes the task, though probably not so fast as with a recommended workspace, and provides the recommended workspace in the first element of the corresponding array (`work`, `iwork`) on exit. Use this value (`work(1)`, `iwork(1)`) for subsequent runs.

If `lwork = -1` (`liwork = -1`), the routine returns immediately and provides the recommended workspace in the first element of the corresponding array (`work`, `iwork`). This operation is called a workspace query.

Note that if `work` (`liwork`) is less than the minimal required value and is not equal to -1, the routine returns immediately with an error exit and does not provide any information on the recommended workspace.

?hegvd

Computes all eigenvalues and, optionally, eigenvectors of a complex generalized Hermitian definite eigenproblem. If eigenvectors are desired, it uses a divide and conquer method.

Syntax

FORTRAN 77:

```
call chegvd(itype, jobz, uplo, n, a, lda, b, ldb, w, work, lwork, rwork,
lrwork, iwork, liwork, info)

call zhegvd(itype, jobz, uplo, n, a, lda, b, ldb, w, work, lwork, rwork,
lrwork, iwork, liwork, info)
```

Fortran 95:

```
call hegvd(a, b, w [,itype] [,jobz] [,uplo] [,info])
```

Description

This routine is declared in `mkl_lapack.fi` for FORTRAN 77 interface, in `lapack.f90` for Fortran 95 interface, and in `mkl_lapack.h` for C interface.

The routine computes all the eigenvalues, and optionally, the eigenvectors of a complex generalized Hermitian-definite eigenproblem, of the form

$$A^*x = \lambda^*B^*x, \quad A^*B^*x = \lambda^*x, \quad \text{or} \quad B^*A^*x = \lambda^*x.$$

Here A and B are assumed to be Hermitian and B is also positive definite.

If eigenvectors are desired, it uses a divide and conquer algorithm.

Input Parameters

<i>itype</i>	<p>INTEGER. Must be 1 or 2 or 3. Specifies the problem type to be solved:</p> <p>if <i>itype</i> = 1, the problem type is $A^*x = \lambda^*B^*x$;</p> <p>if <i>itype</i> = 2, the problem type is $A^*B^*x = \lambda^*x$;</p> <p>if <i>itype</i> = 3, the problem type is $B^*A^*x = \lambda^*x$.</p>
<i>jobz</i>	<p>CHARACTER*1. Must be 'N' or 'V'.</p> <p>If <i>jobz</i> = 'N', then compute eigenvalues only.</p> <p>If <i>jobz</i> = 'V', then compute eigenvalues and eigenvectors.</p>
<i>uplo</i>	<p>CHARACTER*1. Must be 'U' or 'L'.</p> <p>If <i>uplo</i> = 'U', arrays <i>a</i> and <i>b</i> store the upper triangles of A and B;</p> <p>If <i>uplo</i> = 'L', arrays <i>a</i> and <i>b</i> store the lower triangles of A and B.</p>
<i>n</i>	<p>INTEGER. The order of the matrices A and B ($n \geq 0$).</p>
<i>a</i> , <i>b</i> , <i>work</i>	<p>COMPLEX for <code>chegvd</code></p> <p>DOUBLE COMPLEX for <code>zhegvd</code>.</p> <p>Arrays:</p> <p><i>a</i>(<i>lda</i>,*) contains the upper or lower triangle of the Hermitian matrix A, as specified by <i>uplo</i>. The second dimension of <i>a</i> must be at least $\max(1, n)$.</p> <p><i>b</i>(<i>ldb</i>,*) contains the upper or lower triangle of the Hermitian positive definite matrix B, as specified by <i>uplo</i>. The second dimension of <i>b</i> must be at least $\max(1, n)$.</p> <p><i>work</i> is a workspace array, its dimension $\max(1, lwork)$.</p>

<i>lda</i>	INTEGER. The first dimension of <i>a</i> ; at least $\max(1, n)$.
<i>ldb</i>	INTEGER. The first dimension of <i>b</i> ; at least $\max(1, n)$.
<i>lwork</i>	<p>INTEGER.</p> <p>The dimension of the array <i>work</i>.</p> <p>Constraints:</p> <p>If $n \leq 1$, $lwork \geq 1$;</p> <p>If $jobz = 'N'$ and $n > 1$, $lwork \geq n+1$;</p> <p>If $jobz = 'V'$ and $n > 1$, $lwork \geq n^2+2n$.</p> <p>If $lwork = -1$, then a workspace query is assumed; the routine only calculates the optimal size of the <i>work</i>, <i>rwork</i> and <i>iwork</i> arrays, returns these values as the first entries of the <i>work</i>, <i>rwork</i> and <i>iwork</i> arrays, and no error message related to <i>lwork</i> or <i>lrwork</i> or <i>liwork</i> is issued by xerbla. See <i>Application Notes</i> for details.</p>
<i>rwork</i>	<p>REAL for <i>chegvd</i></p> <p>DOUBLE PRECISION for <i>zhegvd</i>.</p> <p>Workspace array, DIMENSION $\max(1, lrwork)$.</p>
<i>lrwork</i>	<p>INTEGER.</p> <p>The dimension of the array <i>rwork</i>.</p> <p>Constraints:</p> <p>If $n \leq 1$, $lrwork \geq 1$;</p> <p>If $jobz = 'N'$ and $n > 1$, $lrwork \geq n$;</p> <p>If $jobz = 'V'$ and $n > 1$, $lrwork \geq 2n^2+5n+1$.</p> <p>If $lrwork = -1$, then a workspace query is assumed; the routine only calculates the optimal size of the <i>work</i>, <i>rwork</i> and <i>iwork</i> arrays, returns these values as the first entries of the <i>work</i>, <i>rwork</i> and <i>iwork</i> arrays, and no error message related to <i>lwork</i> or <i>lrwork</i> or <i>liwork</i> is issued by xerbla. See <i>Application Notes</i> for details.</p>
<i>iwork</i>	<p>INTEGER.</p> <p>Workspace array, DIMENSION $\max(1, liwork)$.</p>
<i>liwork</i>	<p>INTEGER.</p> <p>The dimension of the array <i>iwork</i>.</p> <p>Constraints:</p>

If $n \leq 1$, $liwork \geq 1$;
 If $jobz = 'N'$ and $n > 1$, $liwork \geq 1$;
 If $jobz = 'V'$ and $n > 1$, $liwork \geq 5n + 3$.
 If $liwork = -1$, then a workspace query is assumed; the routine only calculates the optimal size of the *work*, *rwork* and *iwork* arrays, returns these values as the first entries of the *work*, *rwork* and *iwork* arrays, and no error message related to *lwork* or *lrwork* or *liwork* is issued by [xerbla](#). See *Application Notes* for details.

Output Parameters

<i>a</i>	On exit, if $jobz = 'V'$, then if $info = 0$, <i>a</i> contains the matrix <i>Z</i> of eigenvectors. The eigenvectors are normalized as follows: if $itype = 1$ or 2 , $Z^H * B * Z = I$; if $itype = 3$, $Z^H * \text{inv}(B) * Z = I$; If $jobz = 'N'$, then on exit the upper triangle (if $uplo = 'U'$) or the lower triangle (if $uplo = 'L'$) of <i>A</i> , including the diagonal, is destroyed.
<i>b</i>	On exit, if $info \leq n$, the part of <i>b</i> containing the matrix is overwritten by the triangular factor <i>U</i> or <i>L</i> from the Cholesky factorization $B = U^H * U$ or $B = L * L^H$.
<i>w</i>	REAL for <code>chegvd</code> DOUBLE PRECISION for <code>zhegvd</code> . Array, DIMENSION at least $\max(1, n)$. If $info = 0$, contains the eigenvalues in ascending order.
<i>work</i> (1)	On exit, if $info = 0$, then <i>work</i> (1) returns the required minimal size of <i>lwork</i> .
<i>rwork</i> (1)	On exit, if $info = 0$, then <i>rwork</i> (1) returns the required minimal size of <i>lrwork</i> .
<i>iwork</i> (1)	On exit, if $info = 0$, then <i>iwork</i> (1) returns the required minimal size of <i>liwork</i> .
<i>info</i>	INTEGER. If $info = 0$, the execution is successful. If $info = -i$, the <i>i</i> -th argument had an illegal value.

If $info = i$, and $jobz = 'N'$, then the algorithm failed to converge; i off-diagonal elements of an intermediate tridiagonal form did not converge to zero;
 if $info = i$, and $jobz = 'V'$, then the algorithm failed to compute an eigenvalue while working on the submatrix lying in rows and columns $info/(n+1)$ through $mod(info, n+1)$.
 If $info = n + i$, for $1 \leq i \leq n$, then the leading minor of order i of B is not positive-definite. The factorization of B could not be completed and no eigenvalues or eigenvectors were computed.

Fortran 95 Interface Notes

Routines in Fortran 95 interface have fewer arguments in the calling sequence than their FORTRAN 77 counterparts. For general conventions applied to skip redundant or restorable arguments, see [Fortran 95 Interface Conventions](#).

Specific details for the routine `hegv` interface are the following:

<code>a</code>	Holds the matrix A of size (n, n) .
<code>b</code>	Holds the matrix B of size (n, n) .
<code>w</code>	Holds the vector of length n .
<code>itype</code>	Must be 1, 2, or 3. The default value is 1.
<code>jobz</code>	Must be 'N' or 'V'. The default value is 'N'.
<code>uplo</code>	Must be 'U' or 'L'. The default value is 'U'.

Application Notes

If you are in doubt how much workspace to supply, use a generous value of `lwork` (`liwork` or `lrwork`) for the first run or set `lwork = -1` (`liwork = -1`, `lrwork = -1`).

If you choose the first option and set any of admissible `lwork` (`liwork` or `lrwork`) sizes, which is no less than the minimal value described, the routine completes the task, though probably not so fast as with a recommended workspace, and provides the recommended workspace in the first element of the corresponding array (`work`, `iwork`, `rwork`) on exit. Use this value (`work(1)`, `iwork(1)`, `rwork(1)`) for subsequent runs.

If you set `lwork = -1` (`liwork = -1`, `lrwork = -1`), the routine returns immediately and provides the recommended workspace in the first element of the corresponding array (`work`, `iwork`, `rwork`). This operation is called a workspace query.

Note that if you set *lwork* (*liwork*, *lrwork*) to less than the minimal required value and not -1, the routine returns immediately with an error exit and does not provide any information on the recommended workspace.

?sygvx

Computes selected eigenvalues and, optionally, eigenvectors of a real generalized symmetric definite eigenproblem.

Syntax

FORTRAN 77:

```
call ssygvx(itype, jobz, range, uplo, n, a, lda, b, ldb, vl, vu, il, iu,
  abstol, m, w, z, ldz, work, lwork, iwork, ifail, info)

call dsygvx(itype, jobz, range, uplo, n, a, lda, b, ldb, vl, vu, il, iu,
  abstol, m, w, z, ldz, work, lwork, iwork, ifail, info)
```

Fortran 95:

```
call sygvx(a, b, w [,itype] [,uplo] [,z] [,vl] [,vu] [,il] [,iu] [,m] [,ifail]
  [,abstol] [,info])
```

Description

This routine is declared in `mkl_lapack.fi` for FORTRAN 77 interface, in `lapack.f90` for Fortran 95 interface, and in `mkl_lapack.h` for C interface.

The routine computes selected eigenvalues, and optionally, the eigenvectors of a real generalized symmetric-definite eigenproblem, of the form

$$A*x = \lambda*B*x, A*B*x = \lambda*x, \text{ or } B*A*x = \lambda*x.$$

Here *A* and *B* are assumed to be symmetric and *B* is also positive definite. Eigenvalues and eigenvectors can be selected by specifying either a range of values or a range of indices for the desired eigenvalues.

Input Parameters

<i>itype</i>	INTEGER. Must be 1 or 2 or 3. Specifies the problem type to be solved: if <i>itype</i> = 1, the problem type is $A*x = \lambda*B*x$;
--------------	--

if $itype = 2$, the problem type is $A*B*x = lambda*x$;
 if $itype = 3$, the problem type is $B*A*x = lambda*x$.

jobz CHARACTER*1. Must be 'N' or 'V'.
 If $jobz = 'N'$, then compute eigenvalues only.
 If $jobz = 'V'$, then compute eigenvalues and eigenvectors.

range CHARACTER*1. Must be 'A' or 'V' or 'I'.
 If $range = 'A'$, the routine computes all eigenvalues.
 If $range = 'V'$, the routine computes eigenvalues $lambda(i)$ in the half-open interval:
 $vl < lambda(i) \leq vu$.
 If $range = 'I'$, the routine computes eigenvalues with indices il to iu .

uplo CHARACTER*1. Must be 'U' or 'L'.
 If $uplo = 'U'$, arrays a and b store the upper triangles of A and B ;
 If $uplo = 'L'$, arrays a and b store the lower triangles of A and B .

n INTEGER. The order of the matrices A and B ($n \geq 0$).

a, b, work REAL for ssygvx
 DOUBLE PRECISION for dsygvx.
 Arrays:
 $a(lda,*)$ contains the upper or lower triangle of the symmetric matrix A , as specified by $uplo$.
 The second dimension of a must be at least $\max(1, n)$.
 $b(l db,*)$ contains the upper or lower triangle of the symmetric positive definite matrix B , as specified by $uplo$.
 The second dimension of b must be at least $\max(1, n)$.
 $work$ is a workspace array, its dimension $\max(1, lwork)$.

lda INTEGER. The first dimension of a ; at least $\max(1, n)$.

ldb INTEGER. The first dimension of b ; at least $\max(1, n)$.

vl, vu REAL for ssygvx
 DOUBLE PRECISION for dsygvx.
 If $range = 'V'$, the lower and upper bounds of the interval to be searched for eigenvalues.
 Constraint: $vl < vu$.

<i>il, iu</i>	<p>If <i>range</i> = 'A' or 'I', <i>vl</i> and <i>vu</i> are not referenced.</p> <p>INTEGER.</p> <p>If <i>range</i> = 'I', the indices in ascending order of the smallest and largest eigenvalues to be returned.</p> <p>Constraint: $1 \leq il \leq iu \leq n$, if $n > 0$; $il=1$ and $iu=0$ if $n = 0$.</p> <p>If <i>range</i> = 'A' or 'V', <i>il</i> and <i>iu</i> are not referenced.</p>
<i>abstol</i>	<p>REAL for <i>ssygvx</i></p> <p>DOUBLE PRECISION for <i>dsygvx</i>. The absolute error tolerance for the eigenvalues. See <i>Application Notes</i> for more information.</p>
<i>ldz</i>	<p>INTEGER. The leading dimension of the output array <i>z</i>.</p> <p>Constraints:</p> <p>$ldz \geq 1$; if <i>jobz</i> = 'V', $ldz \geq \max(1, n)$.</p>
<i>lwork</i>	<p>INTEGER.</p> <p>The dimension of the array <i>work</i>;</p> <p>$lwork < \max(1, 8n)$.</p> <p>If <i>lwork</i> = -1, then a workspace query is assumed; the routine only calculates the optimal size of the <i>work</i> array, returns this value as the first entry of the <i>work</i> array, and no error message related to <i>lwork</i> is issued by <i>xerbla</i>. See <i>Application Notes</i> for the suggested value of <i>lwork</i>.</p>
<i>iwork</i>	<p>INTEGER.</p> <p>Workspace array, DIMENSION at least $\max(1, 5n)$.</p>

Output Parameters

<i>a</i>	On exit, the upper triangle (if <i>uplo</i> = 'U') or the lower triangle (if <i>uplo</i> = 'L') of <i>A</i> , including the diagonal, is overwritten.
<i>b</i>	On exit, if <i>info</i> $\leq n$, the part of <i>b</i> containing the matrix is overwritten by the triangular factor <i>U</i> or <i>L</i> from the Cholesky factorization $B = U^T * U$ or $B = L * L^T$.
<i>m</i>	<p>INTEGER. The total number of eigenvalues found,</p> <p>$0 \leq m \leq n$. If <i>range</i> = 'A', $m = n$, and if <i>range</i> = 'I', $m = iu - il + 1$.</p>

w, *z*

REAL for ssygvx

DOUBLE PRECISION for dsygvx.

Arrays:

w(*), DIMENSION at least max(1, *n*).The first *m* elements of *w* contain the selected eigenvalues in ascending order.*z*(*ldz*,*).The second dimension of *z* must be at least max(1, *m*).If *jobz* = 'V', then if *info* = 0, the first *m* columns of *z* contain the orthonormal eigenvectors of the matrix *A* corresponding to the selected eigenvalues, with the *i*-th column of *z* holding the eigenvector associated with *w*(*i*).

The eigenvectors are normalized as follows:

if *itype* = 1 or 2, $Z^T B Z = I$;if *itype* = 3, $Z^T \text{inv}(B) Z = I$;If *jobz* = 'N', then *z* is not referenced.If an eigenvector fails to converge, then that column of *z* contains the latest approximation to the eigenvector, and the index of the eigenvector is returned in *ifail*.Note: you must ensure that at least max(1,*m*) columns are supplied in the array *z*; if *range* = 'V', the exact value of *m* is not known in advance and an upper bound must be used.*work*(1)On exit, if *info* = 0, then *work*(1) returns the required minimal size of *lwork*.*ifail*

INTEGER.

Array, DIMENSION at least max(1, *n*).If *jobz* = 'V', then if *info* = 0, the first *m* elements of *ifail* are zero; if *info* > 0, the *ifail* contains the indices of the eigenvectors that failed to converge.If *jobz* = 'N', then *ifail* is not referenced.*info*

INTEGER.

If *info* = 0, the execution is successful.If *info* = -*i*, the *i*th argument had an illegal value.If *info* > 0, spotrf/dpotrf and ssyevx/dsyevx returned an error code:

If $info = i \leq n$, `ssyevx/dsyevx` failed to converge, and i eigenvectors failed to converge. Their indices are stored in the array `ifail`;

If $info = n + i$, for $1 \leq i \leq n$, then the leading minor of order i of B is not positive-definite. The factorization of B could not be completed and no eigenvalues or eigenvectors were computed.

Fortran 95 Interface Notes

Routines in Fortran 95 interface have fewer arguments in the calling sequence than their FORTRAN 77 counterparts. For general conventions applied to skip redundant or restorable arguments, see [Fortran 95 Interface Conventions](#).

Specific details for the routine `sygvx` interface are the following:

<code>a</code>	Holds the matrix A of size (n, n) .
<code>b</code>	Holds the matrix B of size (n, n) .
<code>w</code>	Holds the vector of length n .
<code>z</code>	Holds the matrix Z of size (n, n) , where the values n and m are significant.
<code>ifail</code>	Holds the vector of length n .
<code>itype</code>	Must be 1, 2, or 3. The default value is 1.
<code>uplo</code>	Must be 'U' or 'L'. The default value is 'U'.
<code>v1</code>	Default value for this element is $v1 = -\text{HUGE}(v1)$.
<code>vu</code>	Default value for this element is $vu = \text{HUGE}(v1)$.
<code>il</code>	Default value for this argument is $il = 1$.
<code>iu</code>	Default value for this argument is $iu = n$.
<code>abstol</code>	Default value for this element is $abstol = 0.0_WP$.
<code>jobz</code>	Restored based on the presence of the argument z as follows: $jobz = 'V'$, if z is present, $jobz = 'N'$, if z is omitted. Note that there will be an error condition if <code>ifail</code> is present and z is omitted.
<code>range</code>	Restored based on the presence of arguments $v1$, vu , il , iu as follows: $range = 'V'$, if one of or both $v1$ and vu are present,

$range = 'I'$, if one of or both il and iu are present,
 $range = 'A'$, if none of vl, vu, il, iu is present,
 Note that there will be an error condition if one of or both vl and vu
 are present and at the same time one of or both il and iu are present.

Application Notes

An approximate eigenvalue is accepted as converged when it is determined to lie in an interval $[a, b]$ of width less than or equal to $abstol + \epsilon \max(|a|, |b|)$, where ϵ is the machine precision.

If $abstol$ is less than or equal to zero, then $\epsilon * ||T||_1$ is used as tolerance, where T is the tridiagonal matrix obtained by reducing A to tridiagonal form. Eigenvalues will be computed most accurately when $abstol$ is set to twice the underflow threshold $2 * \text{?lamch}('S')$, not zero.

If this routine returns with $info > 0$, indicating that some eigenvectors did not converge, set $abstol$ to $2 * \text{?lamch}('S')$.

For optimum performance use $lwork \geq (nb+3)*n$, where nb is the blocksize for `ssytrd/dsytrd` returned by `ilaenv`.

If it is not clear how much workspace to supply, use a generous value of $lwork$ for the first run, or set $lwork = -1$.

In first case the routine completes the task, though probably not so fast as with a recommended workspace, and provides the recommended workspace in the first element of the corresponding array $work$ on exit. Use this value ($work(1)$) for subsequent runs.

If $lwork = -1$, then the routine returns immediately and provides the recommended workspace in the first element of the corresponding array ($work$). This operation is called a workspace query.

Note that if $lwork$ is less than the minimal required value and is not equal to -1, then the routine returns immediately with an error exit and does not provide any information on the recommended workspace.

?hegvx

Computes selected eigenvalues and, optionally, eigenvectors of a complex generalized Hermitian definite eigenproblem.

Syntax

FORTRAN 77:

```
call chegvx(itype, jobz, range, uplo, n, a, lda, b, ldb, vl, vu, il, iu,
abstol, m, w, z, ldz, work, lwork, rwork, iwork, ifail, info)
```

```
call zhegvx(itype, jobz, range, uplo, n, a, lda, b, ldb, vl, vu, il, iu,
abstol, m, w, z, ldz, work, lwork, rwork, iwork, ifail, info)
```

Fortran 95:

```
call hegvx(a, b, w [,itype] [,uplo] [,z] [,vl] [,vu] [,il] [,iu] [,m] [,ifail]
[,abstol] [,info])
```

Description

This routine is declared in `mkl_lapack.fi` for FORTRAN 77 interface, in `lapack.f90` for Fortran 95 interface, and in `mkl_lapack.h` for C interface.

The routine computes selected eigenvalues, and optionally, the eigenvectors of a complex generalized Hermitian-definite eigenproblem, of the form

$$A^*x = \lambda^*B^*x, \quad A^*B^*x = \lambda^*x, \quad \text{or} \quad B^*A^*x = \lambda^*x.$$

Here A and B are assumed to be Hermitian and B is also positive definite. Eigenvalues and eigenvectors can be selected by specifying either a range of values or a range of indices for the desired eigenvalues.

Input Parameters

<i>itype</i>	INTEGER. Must be 1 or 2 or 3. Specifies the problem type to be solved: if <i>itype</i> = 1, the problem type is $A^*x = \lambda^*B^*x$; if <i>itype</i> = 2, the problem type is $A^*B^*x = \lambda^*x$; if <i>itype</i> = 3, the problem type is $B^*A^*x = \lambda^*x$.
<i>jobz</i>	CHARACTER*1. Must be 'N' or 'V'. If <i>jobz</i> = 'N', then compute eigenvalues only.

If $jobz = 'V'$, then compute eigenvalues and eigenvectors.
range CHARACTER*1. Must be 'A' or 'V' or 'I'.
 If $range = 'A'$, the routine computes all eigenvalues.
 If $range = 'V'$, the routine computes eigenvalues $\lambda(i)$ in the half-open interval:
 $vl < \lambda(i) \leq vu$.
 If $range = 'I'$, the routine computes eigenvalues with indices il to iu .
uplo CHARACTER*1. Must be 'U' or 'L'.
 If $uplo = 'U'$, arrays a and b store the upper triangles of A and B ;
 If $uplo = 'L'$, arrays a and b store the lower triangles of A and B .
n INTEGER. The order of the matrices A and B ($n \geq 0$).
a, b, work COMPLEX for `chegvx`
 DOUBLE COMPLEX for `zhegvx`.
 Arrays:
 $a(lda,*)$ contains the upper or lower triangle of the Hermitian matrix A , as specified by $uplo$.
 The second dimension of a must be at least $\max(1, n)$.
 $b(l db,*)$ contains the upper or lower triangle of the Hermitian positive definite matrix B , as specified by $uplo$.
 The second dimension of b must be at least $\max(1, n)$.
 $work$ is a workspace array, its dimension $\max(1, lwork)$.
lda INTEGER. The first dimension of a ; at least $\max(1, n)$.
ldb INTEGER. The first dimension of b ; at least $\max(1, n)$.
vl, vu REAL for `chegvx`
 DOUBLE PRECISION for `zhegvx`.
 If $range = 'V'$, the lower and upper bounds of the interval to be searched for eigenvalues.
 Constraint: $vl < vu$.
 If $range = 'A'$ or 'I', vl and vu are not referenced.
il, iu INTEGER.
 If $range = 'I'$, the indices in ascending order of the smallest and largest eigenvalues to be returned.

	<p>Constraint: $1 \leq il \leq iu \leq n$, if $n > 0$; $il=1$ and $iu=0$ if $n = 0$.</p> <p>If $range = 'A'$ or $'V'$, il and iu are not referenced.</p>
<i>abstol</i>	<p>REAL for chegvx DOUBLE PRECISION for zhegvx.</p> <p>The absolute error tolerance for the eigenvalues. See <i>Application Notes</i> for more information.</p>
<i>ldz</i>	<p>INTEGER. The leading dimension of the output array <i>z</i>.</p> <p>Constraints:</p> <p>$ldz \geq 1$; if $jobz = 'V'$, $ldz \geq \max(1, n)$.</p>
<i>lwork</i>	<p>INTEGER.</p> <p>The dimension of the array <i>work</i>; $lwork \geq \max(1, 2n)$. If $lwork = -1$, then a workspace query is assumed; the routine only calculates the optimal size of the <i>work</i> array, returns this value as the first entry of the <i>work</i> array, and no error message related to <i>lwork</i> is issued by xerbla. See <i>Application Notes</i> for the suggested value of <i>lwork</i>.</p>
<i>rwork</i>	<p>REAL for chegvx DOUBLE PRECISION for zhegvx.</p> <p>Workspace array, DIMENSION at least $\max(1, 7n)$.</p>
<i>iwork</i>	<p>INTEGER.</p> <p>Workspace array, DIMENSION at least $\max(1, 5n)$.</p>

Output Parameters

<i>a</i>	On exit, the upper triangle (if $uplo = 'U'$) or the lower triangle (if $uplo = 'L'$) of <i>A</i> , including the diagonal, is overwritten.
<i>b</i>	On exit, if $info \leq n$, the part of <i>b</i> containing the matrix is overwritten by the triangular factor <i>U</i> or <i>L</i> from the Cholesky factorization $B = U^H * U$ or $B = L * L^H$.
<i>m</i>	<p>INTEGER. The total number of eigenvalues found,</p> <p>$0 \leq m \leq n$. If $range = 'A'$, $m = n$, and if $range = 'I'$, $m = iu - il + 1$.</p>
<i>w</i>	REAL for chegvx

DOUBLE PRECISION for zhegvx.
 Array, DIMENSION at least $\max(1, n)$.
 The first m elements of w contain the selected eigenvalues in ascending order.

z COMPLEX for chegvx
 DOUBLE COMPLEX for zhegvx.
 Array $z(ldz,*)$. The second dimension of z must be at least $\max(1, m)$.
 If $jobz = 'V'$, then if $info = 0$, the first m columns of z contain the orthonormal eigenvectors of the matrix A corresponding to the selected eigenvalues, with the i -th column of z holding the eigenvector associated with $w(i)$. The eigenvectors are normalized as follows:
 if $itype = 1$ or 2 , $Z^H * B * Z = I$;
 if $itype = 3$, $Z^H * \text{inv}(B) * Z = I$;
 If $jobz = 'N'$, then z is not referenced.
 If an eigenvector fails to converge, then that column of z contains the latest approximation to the eigenvector, and the index of the eigenvector is returned in $ifail$.
 Note: you must ensure that at least $\max(1, m)$ columns are supplied in the array z ; if $range = 'V'$, the exact value of m is not known in advance and an upper bound must be used.

$work(1)$ On exit, if $info = 0$, then $work(1)$ returns the required minimal size of $lwork$.

$ifail$ INTEGER.
 Array, DIMENSION at least $\max(1, n)$.
 If $jobz = 'V'$, then if $info = 0$, the first m elements of $ifail$ are zero; if $info > 0$, the $ifail$ contains the indices of the eigenvectors that failed to converge.
 If $jobz = 'N'$, then $ifail$ is not referenced.

$info$ INTEGER.
 If $info = 0$, the execution is successful.
 If $info = -i$, the i th argument had an illegal value.
 If $info > 0$, cpotrf/zpotrf and cheevx/zheevx returned an error code:

If $info = i \leq n$, `cheevx/zheevx` failed to converge, and i eigenvectors failed to converge. Their indices are stored in the array `ifail`;

If $info = n + i$, for $1 \leq i \leq n$, then the leading minor of order i of B is not positive-definite. The factorization of B could not be completed and no eigenvalues or eigenvectors were computed.

Fortran 95 Interface Notes

Routines in Fortran 95 interface have fewer arguments in the calling sequence than their FORTRAN 77 counterparts. For general conventions applied to skip redundant or restorable arguments, see [Fortran 95 Interface Conventions](#).

Specific details for the routine `hegvx` interface are the following:

<code>a</code>	Holds the matrix A of size (n, n) .
<code>b</code>	Holds the matrix B of size (n, n) .
<code>w</code>	Holds the vector of length n .
<code>z</code>	Holds the matrix Z of size (n, n) , where the values n and m are significant.
<code>ifail</code>	Holds the vector of length n .
<code>itype</code>	Must be 1, 2, or 3. The default value is 1.
<code>uplo</code>	Must be 'U' or 'L'. The default value is 'U'.
<code>v1</code>	Default value for this element is $v1 = -\text{HUGE}(v1)$.
<code>vu</code>	Default value for this element is $vu = \text{HUGE}(v1)$.
<code>il</code>	Default value for this argument is $il = 1$.
<code>iu</code>	Default value for this argument is $iu = n$.
<code>abstol</code>	Default value for this element is $abstol = 0.0_WP$.
<code>jobz</code>	Restored based on the presence of the argument z as follows: $jobz = 'V'$, if z is present, $jobz = 'N'$, if z is omitted. Note that there will be an error condition if <code>ifail</code> is present and z is omitted.
<code>range</code>	Restored based on the presence of arguments $v1$, vu , il , iu as follows: $range = 'V'$, if one of or both $v1$ and vu are present,

$range = 'I'$, if one of or both il and iu are present,
 $range = 'A'$, if none of vl, vu, il, iu is present,
 Note that there will be an error condition if one of or both vl and vu
 are present and at the same time one of or both il and iu are present.

Application Notes

An approximate eigenvalue is accepted as converged when it is determined to lie in an interval $[a,b]$ of width less than or equal to $abstol + \epsilon \max(|a|, |b|)$, where ϵ is the machine precision.

If $abstol$ is less than or equal to zero, then $\epsilon * ||T||_1$ will be used in its place, where T is the tridiagonal matrix obtained by reducing A to tridiagonal form. Eigenvalues will be computed most accurately when $abstol$ is set to twice the underflow threshold $2 * \lambda_{\text{lamch}}('S')$, not zero.

If this routine returns with $info > 0$, indicating that some eigenvectors did not converge, try setting $abstol$ to $2 * \lambda_{\text{lamch}}('S')$.

For optimum performance use $lwork \geq (nb+1)*n$, where nb is the blocksize for `chetrd/zhetrd` returned by `ilaenv`.

If you are in doubt how much workspace to supply, use a generous value of $lwork$ for the first run or set $lwork = -1$.

If you choose the first option and set any of admissible $lwork$ sizes, which is no less than the minimal value described, the routine completes the task, though probably not so fast as with a recommended workspace, and provides the recommended workspace in the first element of the corresponding array $work$ on exit. Use this value ($work(1)$) for subsequent runs.

If you set $lwork = -1$, the routine returns immediately and provides the recommended workspace in the first element of the corresponding array ($work$). This operation is called a workspace query.

Note that if you set $lwork$ to less than the minimal required value and not -1, the routine returns immediately with an error exit and does not provide any information on the recommended workspace.

?spgv

Computes all eigenvalues and, optionally, eigenvectors of a real generalized symmetric definite eigenproblem with matrices in packed storage.

Syntax

FORTRAN 77:

```
call sspgv(itype, jobz, uplo, n, ap, bp, w, z, ldz, work, info)
call dspgv(itype, jobz, uplo, n, ap, bp, w, z, ldz, work, info)
```

Fortran 95:

```
call spgv(ap, bp, w [,itype] [,uplo] [,z] [,info])
```

Description

This routine is declared in `mkl_lapack.fi` for FORTRAN 77 interface, in `lapack.f90` for Fortran 95 interface, and in `mkl_lapack.h` for C interface.

The routine computes all the eigenvalues, and optionally, the eigenvectors of a real generalized symmetric-definite eigenproblem, of the form

$$A^*x = \lambda B^*x, A^*B^*x = \lambda^*x, \text{ or } B^*A^*x = \lambda^*x.$$

Here A and B are assumed to be symmetric, stored in packed format, and B is also positive definite.

Input Parameters

<i>itype</i>	INTEGER. Must be 1 or 2 or 3. Specifies the problem type to be solved: if <i>itype</i> = 1, the problem type is $A^*x = \lambda B^*x$; if <i>itype</i> = 2, the problem type is $A^*B^*x = \lambda B^*x$; if <i>itype</i> = 3, the problem type is $B^*A^*x = \lambda B^*x$.
<i>jobz</i>	CHARACTER*1. Must be 'N' or 'V'. If <i>jobz</i> = 'N', then compute eigenvalues only. If <i>jobz</i> = 'V', then compute eigenvalues and eigenvectors.
<i>uplo</i>	CHARACTER*1. Must be 'U' or 'L'.

If $uplo = 'U'$, arrays ap and bp store the upper triangles of A and B ;
 If $uplo = 'L'$, arrays ap and bp store the lower triangles of A and B .

n INTEGER. The order of the matrices A and B ($n \geq 0$).

$ap, bp, work$ REAL for sspgv
 DOUBLE PRECISION for dspgv.
Arrays:
 $ap(*)$ contains the packed upper or lower triangle of the symmetric matrix A , as specified by $uplo$.
 The dimension of ap must be at least $\max(1, n*(n+1)/2)$.
 $bp(*)$ contains the packed upper or lower triangle of the symmetric matrix B , as specified by $uplo$.
 The dimension of bp must be at least $\max(1, n*(n+1)/2)$.
 $work(*)$ is a workspace array, DIMENSION at least $\max(1, 3n)$.

ldz INTEGER. The leading dimension of the output array z ; $ldz \geq 1$. If $jobz = 'V'$, $ldz \geq \max(1, n)$.

Output Parameters

ap On exit, the contents of ap are overwritten.

bp On exit, contains the triangular factor U or L from the Cholesky factorization $B = U^T * U$ or $B = L * L^T$, in the same storage format as B .

w, z REAL for sspgv
 DOUBLE PRECISION for dspgv.
Arrays:
 $w(*)$, DIMENSION at least $\max(1, n)$.
 If $info = 0$, contains the eigenvalues in ascending order.
 $z(ldz,*)$.
 The second dimension of z must be at least $\max(1, n)$.
 If $jobz = 'V'$, then if $info = 0$, z contains the matrix Z of eigenvectors. The eigenvectors are normalized as follows:
 if $itype = 1$ or 2 , $Z^T * B * Z = I$;
 if $itype = 3$, $Z^T * \text{inv}(B) * Z = I$;
 If $jobz = 'N'$, then z is not referenced.

info INTEGER.

If *info* = 0, the execution is successful.

If *info* = -*i*, the *i*-th argument had an illegal value.

If *info* > 0, *sppstrf*/*dpstrf* and *sspev*/*dspev* returned an error code:

If *info* = *i* ≤ *n*, *sspev*/*dspev* failed to converge, and *i* off-diagonal elements of an intermediate tridiagonal did not converge to zero;

If *info* = *n* + *i*, for 1 ≤ *i* ≤ *n*, then the leading minor of order *i* of *B* is not positive-definite. The factorization of *B* could not be completed and no eigenvalues or eigenvectors were computed.

Fortran 95 Interface Notes

Routines in Fortran 95 interface have fewer arguments in the calling sequence than their FORTRAN 77 counterparts. For general conventions applied to skip redundant or restorable arguments, see [Fortran 95 Interface Conventions](#).

Specific details for the routine *spgv* interface are the following:

<i>ap</i>	Holds the array <i>A</i> of size $(n * (n + 1) / 2)$.
<i>bp</i>	Holds the array <i>B</i> of size $(n * (n + 1) / 2)$.
<i>w</i>	Holds the vector with the number of elements <i>n</i> .
<i>z</i>	Holds the matrix <i>Z</i> of size (n, n) .
<i>itype</i>	Must be 1, 2, or 3. The default value is 1.
<i>uplo</i>	Must be 'U' or 'L'. The default value is 'U'.
<i>jobz</i>	Restored based on the presence of the argument <i>z</i> as follows: <i>jobz</i> = 'V', if <i>z</i> is present, <i>jobz</i> = 'N', if <i>z</i> is omitted.

?hpgv

Computes all eigenvalues and, optionally, eigenvectors of a complex generalized Hermitian definite eigenproblem with matrices in packed storage.

Syntax

FORTRAN 77:

```
call chpgv(itype, jobz, uplo, n, ap, bp, w, z, ldz, work, rwork, info)
call zhpv(itype, jobz, uplo, n, ap, bp, w, z, ldz, work, rwork, info)
```

Fortran 95:

```
call hpgv(ap, bp, w [,itype] [,uplo] [,z] [,info])
```

Description

This routine is declared in `mkl_lapack.fi` for FORTRAN 77 interface, in `lapack.f90` for Fortran 95 interface, and in `mkl_lapack.h` for C interface.

The routine computes all the eigenvalues, and optionally, the eigenvectors of a complex generalized Hermitian-definite eigenproblem, of the form

$$A^*x = \lambda^*B^*x, \quad A^*B^*x = \lambda^*x, \quad \text{or} \quad B^*A^*x = \lambda^*x.$$

Here A and B are assumed to be Hermitian, stored in packed format, and B is also positive definite.

Input Parameters

<i>itype</i>	INTEGER. Must be 1 or 2 or 3. Specifies the problem type to be solved: if <i>itype</i> = 1, the problem type is $A^*x = \lambda^*B^*x$; if <i>itype</i> = 2, the problem type is $A^*B^*x = \lambda^*x$; if <i>itype</i> = 3, the problem type is $B^*A^*x = \lambda^*x$.
<i>jobz</i>	CHARACTER*1. Must be 'N' or 'V'. If <i>jobz</i> = 'N', then compute eigenvalues only. If <i>jobz</i> = 'V', then compute eigenvalues and eigenvectors.
<i>uplo</i>	CHARACTER*1. Must be 'U' or 'L'.

	<p>If <i>uplo</i> = 'U', arrays <i>ap</i> and <i>bp</i> store the upper triangles of <i>A</i> and <i>B</i>;</p> <p>If <i>uplo</i> = 'L', arrays <i>ap</i> and <i>bp</i> store the lower triangles of <i>A</i> and <i>B</i>.</p>
<i>n</i>	INTEGER. The order of the matrices <i>A</i> and <i>B</i> ($n \geq 0$).
<i>ap</i> , <i>bp</i> , <i>work</i>	<p>COMPLEX for <i>chpgv</i></p> <p>DOUBLE COMPLEX for <i>zhpgv</i>.</p> <p>Arrays:</p> <p><i>ap</i>(*) contains the packed upper or lower triangle of the Hermitian matrix <i>A</i>, as specified by <i>uplo</i>. The dimension of <i>ap</i> must be at least $\max(1, n*(n+1)/2)$.</p> <p><i>bp</i>(*) contains the packed upper or lower triangle of the Hermitian matrix <i>B</i>, as specified by <i>uplo</i>. The dimension of <i>bp</i> must be at least $\max(1, n*(n+1)/2)$.</p> <p><i>work</i>(*) is a workspace array, DIMENSION at least $\max(1, 2n-1)$.</p>
<i>ldz</i>	<p>INTEGER. The leading dimension of the output array <i>z</i>; <i>ldz</i> ≥ 1. If <i>jobz</i> = 'V', <i>ldz</i> $\geq \max(1, n)$.</p>
<i>rwork</i>	<p>REAL for <i>chpgv</i></p> <p>DOUBLE PRECISION for <i>zhpgv</i>.</p> <p>Workspace array, DIMENSION at least $\max(1, 3n-2)$.</p>

Output Parameters

<i>ap</i>	On exit, the contents of <i>ap</i> are overwritten.
<i>bp</i>	On exit, contains the triangular factor <i>U</i> or <i>L</i> from the Cholesky factorization $B = U^H * U$ or $B = L * L^H$, in the same storage format as <i>B</i> .
<i>w</i>	<p>REAL for <i>chpgv</i></p> <p>DOUBLE PRECISION for <i>zhpgv</i>.</p> <p>Array, DIMENSION at least $\max(1, n)$.</p> <p>If <i>info</i> = 0, contains the eigenvalues in ascending order.</p>
<i>z</i>	<p>COMPLEX for <i>chpgv</i></p> <p>DOUBLE COMPLEX for <i>zhpgv</i>.</p> <p>Array <i>z</i>(<i>ldz</i>,*).</p> <p>The second dimension of <i>z</i> must be at least $\max(1, n)$.</p>

If $jobz = 'V'$, then if $info = 0$, z contains the matrix Z of eigenvectors. The eigenvectors are normalized as follows:
 if $itype = 1$ or 2 , $Z^H * B * Z = I$;
 if $itype = 3$, $Z^H * \text{inv}(B) * Z = I$;
 If $jobz = 'N'$, then z is not referenced.

info INTEGER.
 If $info = 0$, the execution is successful.
 If $info = -i$, the i -th argument had an illegal value.
 If $info > 0$, `cpptrf/zpptrf` and `chpev/zhpev` returned an error code:
 If $info = i \leq n$, `chpev/zhpev` failed to converge, and i off-diagonal elements of an intermediate tridiagonal did not converge to zero;
 If $info = n + i$, for $1 \leq i \leq n$, then the leading minor of order i of B is not positive-definite. The factorization of B could not be completed and no eigenvalues or eigenvectors were computed.

Fortran 95 Interface Notes

Routines in Fortran 95 interface have fewer arguments in the calling sequence than their FORTRAN 77 counterparts. For general conventions applied to skip redundant or restorable arguments, see [Fortran 95 Interface Conventions](#).

Specific details for the routine `hpgv` interface are the following:

<i>ap</i>	Holds the array A of size $(n * (n+1) / 2)$.
<i>bp</i>	Holds the array B of size $(n * (n+1) / 2)$.
<i>w</i>	Holds the vector with the number of elements n .
<i>z</i>	Holds the matrix Z of size (n, n) .
<i>itype</i>	Must be 1, 2, or 3. The default value is 1.
<i>uplo</i>	Must be 'U' or 'L'. The default value is 'U'.
<i>jobz</i>	Restored based on the presence of the argument z as follows: $jobz = 'V'$, if z is present, $jobz = 'N'$, if z is omitted.

?spgvd

Computes all eigenvalues and, optionally, eigenvectors of a real generalized symmetric definite eigenproblem with matrices in packed storage. If eigenvectors are desired, it uses a divide and conquer method.

Syntax

FORTRAN 77:

```
call sspgvd(itype, jobz, uplo, n, ap, bp, w, z, ldz, work, lwork, iwork,
liwork, info)

call dspgvd(itype, jobz, uplo, n, ap, bp, w, z, ldz, work, lwork, iwork,
liwork, info)
```

Fortran 95:

```
call spgvd(ap, bp, w [,itype] [,uplo] [,z] [,info])
```

Description

This routine is declared in `mkl_lapack.fi` for FORTRAN 77 interface, in `lapack.f90` for Fortran 95 interface, and in `mkl_lapack.h` for C interface.

The routine computes all the eigenvalues, and optionally, the eigenvectors of a real generalized symmetric-definite eigenproblem, of the form

$$A*x = \lambda*B*x, \quad A*B*x = \lambda*x, \quad \text{or} \quad B*A*x = \lambda*x.$$

Here A and B are assumed to be symmetric, stored in packed format, and B is also positive definite.

If eigenvectors are desired, it uses a divide and conquer algorithm.

Input Parameters

<i>itype</i>	INTEGER. Must be 1 or 2 or 3. Specifies the problem type to be solved: if <i>itype</i> = 1, the problem type is $A*x = \lambda*B*x$; if <i>itype</i> = 2, the problem type is $A*B*x = \lambda*x$; if <i>itype</i> = 3, the problem type is $B*A*x = \lambda*x$.
<i>jobz</i>	CHARACTER*1. Must be 'N' or 'V'.

If $jobz = 'N'$, then compute eigenvalues only.
 If $jobz = 'V'$, then compute eigenvalues and eigenvectors.

uplo CHARACTER*1. Must be 'U' or 'L'.
 If $uplo = 'U'$, arrays ap and bp store the upper triangles of A and B ;
 If $uplo = 'L'$, arrays ap and bp store the lower triangles of A and B .

n INTEGER. The order of the matrices A and B ($n \geq 0$).

ap, bp, work REAL for sspgvd
 DOUBLE PRECISION for dspgvd.

Arrays:
ap(*) contains the packed upper or lower triangle of the symmetric matrix A , as specified by $uplo$.
 The dimension of ap must be at least $\max(1, n*(n+1)/2)$.
bp(*) contains the packed upper or lower triangle of the symmetric matrix B , as specified by $uplo$.
 The dimension of bp must be at least $\max(1, n*(n+1)/2)$.
work is a workspace array, its dimension $\max(1, lwork)$.

ldz INTEGER. The leading dimension of the output array z ; $ldz \geq 1$. If $jobz = 'V'$, $ldz \geq \max(1, n)$.

lwork INTEGER.
 The dimension of the array $work$.
Constraints:
 If $n \leq 1$, $lwork \geq 1$;
 If $jobz = 'N'$ and $n > 1$, $lwork \geq 2n$;
 If $jobz = 'V'$ and $n > 1$, $lwork \geq 2n^2 + 6n + 1$.
 If $lwork = -1$, then a workspace query is assumed; the routine only calculates the required sizes of the $work$ and $iwork$ arrays, returns these values as the first entries of the $work$ and $iwork$ arrays, and no error message related to $lwork$ or $liwork$ is issued by [xerbla](#). See *Application Notes* for details.

iwork INTEGER.
 Workspace array, its dimension $\max(1, lwork)$.

liwork INTEGER.

The dimension of the array *iwork*.

Constraints:

If $n \leq 1$, $liwork \geq 1$;

If $jobz = 'N'$ and $n > 1$, $liwork \geq 1$;

If $jobz = 'V'$ and $n > 1$, $liwork \geq 5n+3$.

If $liwork = -1$, then a workspace query is assumed; the routine only calculates the required sizes of the *work* and *iwork* arrays, returns these values as the first entries of the *work* and *iwork* arrays, and no error message related to *lwork* or *liwork* is issued by [xerbla](#). See *Application Notes* for details.

Output Parameters

ap

On exit, the contents of *ap* are overwritten.

bp

On exit, contains the triangular factor *U* or *L* from the Cholesky factorization $B = U^T * U$ or $B = L * L^T$, in the same storage format as *B*.

w, z

REAL for *sspgv*

DOUBLE PRECISION for *dspgv*.

Arrays:

w(*), DIMENSION at least $\max(1, n)$.

If *info* = 0, contains the eigenvalues in ascending order.

z(*ldz*,*).

The second dimension of *z* must be at least $\max(1, n)$.

If $jobz = 'V'$, then if *info* = 0, *z* contains the matrix *Z* of eigenvectors. The eigenvectors are normalized as follows:

if *itype* = 1 or 2, $Z^T * B * Z = I$;

if *itype* = 3, $Z^T * \text{inv}(B) * Z = I$;

If $jobz = 'N'$, then *z* is not referenced.

work(1)

On exit, if *info* = 0, then *work*(1) returns the required minimal size of *lwork*.

iwork(1)

On exit, if *info* = 0, then *iwork*(1) returns the required minimal size of *liwork*.

info

INTEGER.

If *info* = 0, the execution is successful.

If $info = -i$, the i -th argument had an illegal value.
 If $info > 0$, `spptrf/dpptrf` and `sspevd/dspevd` returned an error code:
 If $info = i \leq n$, `sspevd/dspevd` failed to converge, and i off-diagonal elements of an intermediate tridiagonal did not converge to zero;
 If $info = n + i$, for $1 \leq i \leq n$, then the leading minor of order i of B is not positive-definite. The factorization of B could not be completed and no eigenvalues or eigenvectors were computed.

Fortran 95 Interface Notes

Routines in Fortran 95 interface have fewer arguments in the calling sequence than their FORTRAN 77 counterparts. For general conventions applied to skip redundant or restorable arguments, see [Fortran 95 Interface Conventions](#).

Specific details for the routine `spgvd` interface are the following:

<i>ap</i>	Holds the array A of size $(n*(n+1)/2)$.
<i>bp</i>	Holds the array B of size $(n*(n+1)/2)$.
<i>w</i>	Holds the vector with the number of elements n .
<i>z</i>	Holds the matrix Z of size (n, n) .
<i>itype</i>	Must be 1, 2, or 3. The default value is 1.
<i>uplo</i>	Must be 'U' or 'L'. The default value is 'U'.
<i>jobz</i>	Restored based on the presence of the argument z as follows: $jobz = 'V'$, if z is present, $jobz = 'N'$, if z is omitted.

Application Notes

If it is not clear how much workspace to supply, use a generous value of $lwork$ (or $liwork$) for the first run, or set $lwork = -1$ ($liwork = -1$).

If $lwork$ (or $liwork$) has any of admissible sizes, which is no less than the minimal value described, then the routine completes the task, though probably not so fast as with a recommended workspace, and provides the recommended workspace in the first element of the corresponding array ($work, iwork$) on exit. Use this value ($work(1), iwork(1)$) for subsequent runs.

If $lwork = -1$ ($liwork = -1$), then the routine returns immediately and provides the recommended workspace in the first element of the corresponding array ($work, iwork$). This operation is called a workspace query.

Note that if $lwork$ ($liwork$) is less than the minimal required value and is not equal to -1, then the routine returns immediately with an error exit and does not provide any information on the recommended workspace.

?hpgvd

Computes all eigenvalues and, optionally, eigenvectors of a complex generalized Hermitian definite eigenproblem with matrices in packed storage. If eigenvectors are desired, it uses a divide and conquer method.

Syntax

FORTRAN 77:

```
call chpgvd(itype, jobz, uplo, n, ap, bp, w, z, ldz, work, lwork, rwork,
lrwork, iwork, liwork, info)

call zhpgvd(itype, jobz, uplo, n, ap, bp, w, z, ldz, work, lwork, rwork,
lrwork, iwork, liwork, info)
```

Fortran 95:

```
call hpgvd(ap, bp, w [,itype] [,uplo] [,z] [,info])
```

Description

This routine is declared in `mkl_lapack.fi` for FORTRAN 77 interface, in `lapack.f90` for Fortran 95 interface, and in `mkl_lapack.h` for C interface.

The routine computes all the eigenvalues, and optionally, the eigenvectors of a complex generalized Hermitian-definite eigenproblem, of the form

$$A^*x = \lambda B^*x, A^*B^*x = \lambda^*x, \text{ or } B^*A^*x = \lambda^*x.$$

Here A and B are assumed to be Hermitian, stored in packed format, and B is also positive definite.

If eigenvectors are desired, it uses a divide and conquer algorithm.

Input Parameters

<i>itype</i>	<p>INTEGER. Must be 1 or 2 or 3. Specifies the problem type to be solved:</p> <p>if <i>itype</i> = 1, the problem type is $A*x = \lambda*B*x$;</p> <p>if <i>itype</i> = 2, the problem type is $A*B*x = \lambda*x$;</p> <p>if <i>itype</i> = 3, the problem type is $B*A*x = \lambda*x$.</p>
<i>jobz</i>	<p>CHARACTER*1. Must be 'N' or 'V'.</p> <p>If <i>jobz</i> = 'N', then compute eigenvalues only.</p> <p>If <i>jobz</i> = 'V', then compute eigenvalues and eigenvectors.</p>
<i>uplo</i>	<p>CHARACTER*1. Must be 'U' or 'L'.</p> <p>If <i>uplo</i> = 'U', arrays <i>ap</i> and <i>bp</i> store the upper triangles of <i>A</i> and <i>B</i>;</p> <p>If <i>uplo</i> = 'L', arrays <i>ap</i> and <i>bp</i> store the lower triangles of <i>A</i> and <i>B</i>.</p>
<i>n</i>	<p>INTEGER. The order of the matrices <i>A</i> and <i>B</i> ($n \geq 0$).</p>
<i>ap, bp, work</i>	<p>COMPLEX for <i>chpgvd</i></p> <p>DOUBLE COMPLEX for <i>zhpgvd</i>.</p> <p>Arrays:</p> <p><i>ap</i>(*) contains the packed upper or lower triangle of the Hermitian matrix <i>A</i>, as specified by <i>uplo</i>.</p> <p>The dimension of <i>ap</i> must be at least $\max(1, n*(n+1)/2)$.</p> <p><i>bp</i>(*) contains the packed upper or lower triangle of the Hermitian matrix <i>B</i>, as specified by <i>uplo</i>.</p> <p>The dimension of <i>bp</i> must be at least $\max(1, n*(n+1)/2)$.</p> <p><i>work</i> is a workspace array, its dimension $\max(1, lwork)$.</p>
<i>ldz</i>	<p>INTEGER. The leading dimension of the output array <i>z</i>; <i>ldz</i> ≥ 1. If <i>jobz</i> = 'V', <i>ldz</i> $\geq \max(1, n)$.</p>
<i>lwork</i>	<p>INTEGER.</p> <p>The dimension of the array <i>work</i>.</p> <p>Constraints:</p> <p>If $n \leq 1$, <i>lwork</i> ≥ 1;</p> <p>If <i>jobz</i> = 'N' and $n > 1$, <i>lwork</i> $\geq n$;</p> <p>If <i>jobz</i> = 'V' and $n > 1$, <i>lwork</i> $\geq 2n$.</p>

If $lwork = -1$, then a workspace query is assumed; the routine only calculates the optimal size of the *work*, *rwork* and *iwork* arrays, returns these values as the first entries of the *work*, *rwork* and *iwork* arrays, and no error message related to *lwork* or *lrwork* or *liwork* is issued by [xerbla](#). See *Application Notes* for details.

rwork

REAL for *chpgvd*
DOUBLE PRECISION for *zhpgvd*.
Workspace array, its dimension $\max(1, lrwork)$.

lrwork

INTEGER.
The dimension of the array *rwork*.
Constraints:

If $n \leq 1$, $lrwork \geq 1$;

If $jobz = 'N'$ and $n > 1$, $lrwork \geq n$;

If $jobz = 'V'$ and $n > 1$, $lrwork \geq 2n^2 + 5n + 1$.

If $lrwork = -1$, then a workspace query is assumed; the routine only calculates the optimal size of the *work*, *rwork* and *iwork* arrays, returns these values as the first entries of the *work*, *rwork* and *iwork* arrays, and no error message related to *lwork* or *lrwork* or *liwork* is issued by [xerbla](#). See *Application Notes* for details.

iwork

INTEGER.
Workspace array, its dimension $\max(1, liwork)$.

liwork

INTEGER.
The dimension of the array *iwork*.
Constraints:

If $n \leq 1$, $liwork \geq 1$;

If $jobz = 'N'$ and $n > 1$, $liwork \geq 1$;

If $jobz = 'V'$ and $n > 1$, $liwork \geq 5n + 3$.

If $liwork = -1$, then a workspace query is assumed; the routine only calculates the optimal size of the *work*, *rwork* and *iwork* arrays, returns these values as the first entries of the *work*, *rwork* and *iwork* arrays, and no error message related to *lwork* or *lrwork* or *liwork* is issued by [xerbla](#). See *Application Notes* for details.

Output Parameters

<i>ap</i>	On exit, the contents of <i>ap</i> are overwritten.
<i>bp</i>	On exit, contains the triangular factor U or L from the Cholesky factorization $B = U^H * U$ or $B = L * L^H$, in the same storage format as B .
<i>w</i>	REAL for <code>chpgvd</code> DOUBLE PRECISION for <code>zhpgvd</code> . Array, DIMENSION at least $\max(1, n)$. If <i>info</i> = 0, contains the eigenvalues in ascending order.
<i>z</i>	COMPLEX for <code>chpgvd</code> DOUBLE COMPLEX for <code>zhpgvd</code> . Array <i>z</i> (<i>ldz</i> ,*). The second dimension of <i>z</i> must be at least $\max(1, n)$. If <i>jobz</i> = 'V', then if <i>info</i> = 0, <i>z</i> contains the matrix Z of eigenvectors. The eigenvectors are normalized as follows: if <i>itype</i> = 1 or 2, $Z^H * B * Z = I$; if <i>itype</i> = 3, $Z^H * \text{inv}(B) * Z = I$; If <i>jobz</i> = 'N', then <i>z</i> is not referenced.
<i>work</i> (1)	On exit, if <i>info</i> = 0, then <i>work</i> (1) returns the required minimal size of <i>lwork</i> .
<i>rwork</i> (1)	On exit, if <i>info</i> = 0, then <i>rwork</i> (1) returns the required minimal size of <i>lrwork</i> .
<i>iwork</i> (1)	On exit, if <i>info</i> = 0, then <i>iwork</i> (1) returns the required minimal size of <i>liwork</i> .
<i>info</i>	INTEGER. If <i>info</i> = 0, the execution is successful. If <i>info</i> = - <i>i</i> , the <i>i</i> -th argument had an illegal value. If <i>info</i> > 0, <code>cpptrf/zpptrf</code> and <code>chpevd/zhpevd</code> returned an error code: If <i>info</i> = <i>i</i> ≤ <i>n</i> , <code>chpevd/zhpevd</code> failed to converge, and <i>i</i> off-diagonal elements of an intermediate tridiagonal did not converge to zero;

If $info = n + i$, for $1 \leq i \leq n$, then the leading minor of order i of B is not positive-definite. The factorization of B could not be completed and no eigenvalues or eigenvectors were computed.

Fortran 95 Interface Notes

Routines in Fortran 95 interface have fewer arguments in the calling sequence than their FORTRAN 77 counterparts. For general conventions applied to skip redundant or restorable arguments, see [Fortran 95 Interface Conventions](#).

Specific details for the routine `hpgvd` interface are the following:

<i>ap</i>	Holds the array A of size $(n*(n+1)/2)$.
<i>bp</i>	Holds the array B of size $(n*(n+1)/2)$.
<i>w</i>	Holds the vector with the number of elements n .
<i>z</i>	Holds the matrix Z of size (n, n) .
<i>itype</i>	Must be 1, 2, or 3. The default value is 1.
<i>uplo</i>	Must be 'U' or 'L'. The default value is 'U'.
<i>jobz</i>	Restored based on the presence of the argument z as follows: $jobz = 'V'$, if z is present, $jobz = 'N'$, if z is omitted.

Application Notes

If you are in doubt how much workspace to supply, use a generous value of *lwork* (*liwork* or *lrwork*) for the first run or set $lwork = -1$ ($liwork = -1$, $lrwork = -1$).

If you choose the first option and set any of admissible *lwork* (*liwork* or *lrwork*) sizes, which is no less than the minimal value described, the routine completes the task, though probably not so fast as with a recommended workspace, and provides the recommended workspace in the first element of the corresponding array (*work*, *iwork*, *rwork*) on exit. Use this value (*work*(1), *iwork*(1), *rwork*(1)) for subsequent runs.

If you set $lwork = -1$ ($liwork = -1$, $lrwork = -1$), the routine returns immediately and provides the recommended workspace in the first element of the corresponding array (*work*, *iwork*, *rwork*). This operation is called a workspace query.

Note that if you set *lwork* (*liwork*, *lrwork*) to less than the minimal required value and not -1, the routine returns immediately with an error exit and does not provide any information on the recommended workspace.

?spgvx

Computes selected eigenvalues and, optionally, eigenvectors of a real generalized symmetric definite eigenproblem with matrices in packed storage.

Syntax

FORTRAN 77:

```
call sspgvx(itype, jobz, range, uplo, n, ap, bp, vl, vu, il, iu, abstol, m,
w, z, ldz, work, iwork, ifail, info)

call dspgvx(itype, jobz, range, uplo, n, ap, bp, vl, vu, il, iu, abstol, m,
w, z, ldz, work, iwork, ifail, info)
```

Fortran 95:

```
call spgvx(ap, bp, w [,itype] [,uplo] [,z] [,vl] [,vu] [,il] [,iu] [,m] [,ifail]
[,abstol] [,info])
```

Description

This routine is declared in `mkl_lapack.fi` for FORTRAN 77 interface, in `lapack.f90` for Fortran 95 interface, and in `mkl_lapack.h` for C interface.

The routine computes selected eigenvalues, and optionally, the eigenvectors of a real generalized symmetric-definite eigenproblem, of the form

$$A^*x = \lambda^*B^*x, A^*B^*x = \lambda^*x, \text{ or } B^*A^*x = \lambda^*x.$$

Here A and B are assumed to be symmetric, stored in packed format, and B is also positive definite. Eigenvalues and eigenvectors can be selected by specifying either a range of values or a range of indices for the desired eigenvalues.

Input Parameters

<i>itype</i>	INTEGER. Must be 1 or 2 or 3. Specifies the problem type to be solved: if <i>itype</i> = 1, the problem type is $A^*x = \lambda^*B^*x$; if <i>itype</i> = 2, the problem type is $A^*B^*x = \lambda^*x$; if <i>itype</i> = 3, the problem type is $B^*A^*x = \lambda^*x$.
<i>jobz</i>	CHARACTER*1. Must be 'N' or 'V'.

	<p>If <i>jobz</i> = 'N', then compute eigenvalues only.</p> <p>If <i>jobz</i> = 'V', then compute eigenvalues and eigenvectors.</p>
<i>range</i>	<p>CHARACTER*1. Must be 'A' or 'V' or 'I'.</p> <p>If <i>range</i> = 'A', the routine computes all eigenvalues.</p> <p>If <i>range</i> = 'V', the routine computes eigenvalues $\lambda(i)$ in the half-open interval:</p> $vl < \lambda(i) \leq vu.$ <p>If <i>range</i> = 'I', the routine computes eigenvalues with indices <i>il</i> to <i>iu</i>.</p>
<i>uplo</i>	<p>CHARACTER*1. Must be 'U' or 'L'.</p> <p>If <i>uplo</i> = 'U', arrays <i>ap</i> and <i>bp</i> store the upper triangles of <i>A</i> and <i>B</i>;</p> <p>If <i>uplo</i> = 'L', arrays <i>ap</i> and <i>bp</i> store the lower triangles of <i>A</i> and <i>B</i>.</p>
<i>n</i>	<p>INTEGER. The order of the matrices <i>A</i> and <i>B</i> ($n \geq 0$).</p>
<i>ap, bp, work</i>	<p>REAL for sspgvx</p> <p>DOUBLE PRECISION for dspgvx.</p> <p>Arrays:</p> <p><i>ap</i>(*) contains the packed upper or lower triangle of the symmetric matrix <i>A</i>, as specified by <i>uplo</i>.</p> <p>The dimension of <i>ap</i> must be at least $\max(1, n*(n+1)/2)$.</p> <p><i>bp</i>(*) contains the packed upper or lower triangle of the symmetric matrix <i>B</i>, as specified by <i>uplo</i>.</p> <p>The dimension of <i>bp</i> must be at least $\max(1, n*(n+1)/2)$.</p> <p><i>work</i>(*) is a workspace array, DIMENSION at least $\max(1, 8n)$.</p>
<i>vl, vu</i>	<p>REAL for sspgvx</p> <p>DOUBLE PRECISION for dspgvx.</p> <p>If <i>range</i> = 'V', the lower and upper bounds of the interval to be searched for eigenvalues.</p> <p>Constraint: $vl < vu$.</p> <p>If <i>range</i> = 'A' or 'I', <i>vl</i> and <i>vu</i> are not referenced.</p>
<i>il, iu</i>	<p>INTEGER.</p> <p>If <i>range</i> = 'I', the indices in ascending order of the smallest and largest eigenvalues to be returned.</p> <p>Constraint: $1 \leq il \leq iu \leq n$, if $n > 0$; $il=1$ and $iu=0$</p>

if $n = 0$.
 If $range = 'A'$ or $'V'$, il and iu are not referenced.

abstol REAL for sspgvx
 DOUBLE PRECISION for dspgvx.
 The absolute error tolerance for the eigenvalues. See *Application Notes* for more information.

ldz INTEGER. The leading dimension of the output array z .
 Constraints:
 $ldz \geq 1$; if $jobz = 'V'$, $ldz \geq \max(1, n)$.

iwork INTEGER.
 Workspace array, DIMENSION at least $\max(1, 5n)$.

Output Parameters

ap On exit, the contents of ap are overwritten.

bp On exit, contains the triangular factor U or L from the Cholesky factorization $B = U^T * U$ or $B = L * L^T$, in the same storage format as B .

m INTEGER. The total number of eigenvalues found,
 $0 \leq m \leq n$. If $range = 'A'$, $m = n$, and if $range = 'I'$,
 $m = iu - il + 1$.

w, z REAL for sspgvx
 DOUBLE PRECISION for dspgvx.
 Arrays:
 $w(*)$, DIMENSION at least $\max(1, n)$.
 If $info = 0$, contains the eigenvalues in ascending order.
 $z(ldz, *)$.
 The second dimension of z must be at least $\max(1, n)$.
 If $jobz = 'V'$, then if $info = 0$, the first m columns of z contain the orthonormal eigenvectors of the matrix A corresponding to the selected eigenvalues, with the i -th column of z holding the eigenvector associated with $w(i)$.
 The eigenvectors are normalized as follows:
 if $itype = 1$ or 2 , $Z^T * B * Z = I$;
 if $itype = 3$, $Z^T * \text{inv}(B) * Z = I$;
 If $jobz = 'N'$, then z is not referenced.

If an eigenvector fails to converge, then that column of z contains the latest approximation to the eigenvector, and the index of the eigenvector is returned in *ifail*.

Note: you must ensure that at least $\max(1, m)$ columns are supplied in the array z ; if $range = 'V'$, the exact value of m is not known in advance and an upper bound must be used.

ifail

INTEGER.

Array, DIMENSION at least $\max(1, n)$.

If $jobz = 'V'$, then if $info = 0$, the first m elements of *ifail* are zero; if $info > 0$, the *ifail* contains the indices of the eigenvectors that failed to converge.

If $jobz = 'N'$, then *ifail* is not referenced.

info

INTEGER.

If $info = 0$, the execution is successful.

If $info = -i$, the i -th argument had an illegal value.

If $info > 0$, *spptrf*/*dpptf* and *sspevx*/*dspevx* returned an error code:

If $info = i \leq n$, *sspevx*/*dspevx* failed to converge, and i eigenvectors failed to converge. Their indices are stored in the array *ifail*;

If $info = n + i$, for $1 \leq i \leq n$, then the leading minor of order i of B is not positive-definite. The factorization of B could not be completed and no eigenvalues or eigenvectors were computed.

Fortran 95 Interface Notes

Routines in Fortran 95 interface have fewer arguments in the calling sequence than their FORTRAN 77 counterparts. For general conventions applied to skip redundant or restorable arguments, see [Fortran 95 Interface Conventions](#).

Specific details for the routine *spgvx* interface are the following:

<i>ap</i>	Holds the array A of size $(n * (n+1) / 2)$.
<i>bp</i>	Holds the array B of size $(n * (n+1) / 2)$.
<i>w</i>	Holds the vector with the number of elements n .

<i>z</i>	Holds the matrix <i>z</i> of size (n, n) , where the values <i>n</i> and <i>m</i> are significant.
<i>ifail</i>	Holds the vector with the number of elements <i>n</i> .
<i>itype</i>	Must be 1, 2, or 3. The default value is 1.
<i>uplo</i>	Must be 'U' or 'L'. The default value is 'U'.
<i>vl</i>	Default value for this element is $vl = -HUGE(vl)$.
<i>vu</i>	Default value for this element is $vu = HUGE(vl)$.
<i>il</i>	Default value for this argument is $il = 1$.
<i>iu</i>	Default value for this argument is $iu = n$.
<i>abstol</i>	Default value for this element is $abstol = 0.0_WP$.
<i>jobz</i>	Restored based on the presence of the argument <i>z</i> as follows: $jobz = 'V'$, if <i>z</i> is present, $jobz = 'N'$, if <i>z</i> is omitted. Note that there will be an error condition if <i>ifail</i> is present and <i>z</i> is omitted.
<i>range</i>	Restored based on the presence of arguments <i>vl</i> , <i>vu</i> , <i>il</i> , <i>iu</i> as follows: $range = 'V'$, if one of or both <i>vl</i> and <i>vu</i> are present, $range = 'I'$, if one of or both <i>il</i> and <i>iu</i> are present, $range = 'A'$, if none of <i>vl</i> , <i>vu</i> , <i>il</i> , <i>iu</i> is present, Note that there will be an error condition if one of or both <i>vl</i> and <i>vu</i> are present and at the same time one of or both <i>il</i> and <i>iu</i> are present.

Application Notes

An approximate eigenvalue is accepted as converged when it is determined to lie in an interval $[a,b]$ of width less than or equal to $abstol + \epsilon \max(|a|, |b|)$, where ϵ is the machine precision.

If *abstol* is less than or equal to zero, then $\epsilon \|T\|_1$ is used instead, where *T* is the tridiagonal matrix obtained by reducing *A* to tridiagonal form. Eigenvalues are computed most accurately when *abstol* is set to twice the underflow threshold $2 * \text{lamch}('S')$, not zero.

If this routine returns with *info* > 0, indicating that some eigenvectors did not converge, set *abstol* to $2 * \text{lamch}('S')$.

?hpgvx

Computes selected eigenvalues and, optionally, eigenvectors of a generalized Hermitian definite eigenproblem with matrices in packed storage.

Syntax

FORTRAN 77:

```
call chpgvx(itype, jobz, range, uplo, n, ap, bp, vl, vu, il, iu, abstol, m,
w, z, ldz, work, rwork, iwork, ifail, info)
```

```
call zhpgvx(itype, jobz, range, uplo, n, ap, bp, vl, vu, il, iu, abstol, m,
w, z, ldz, work, rwork, iwork, ifail, info)
```

Fortran 95:

```
call hpgvx(ap, bp, w [,itype] [,uplo] [,z] [,vl] [,vu] [,il] [,iu] [,m] [,ifail]
[,abstol] [,info])
```

Description

This routine is declared in `mkl_lapack.fi` for FORTRAN 77 interface, in `lapack.f90` for Fortran 95 interface, and in `mkl_lapack.h` for C interface.

The routine computes selected eigenvalues, and optionally, the eigenvectors of a complex generalized Hermitian-definite eigenproblem, of the form

$$A^*x = \lambda^*B^*x, A^*B^*x = \lambda^*x, \text{ or } B^*A^*x = \lambda^*x.$$

Here A and B are assumed to be Hermitian, stored in packed format, and B is also positive definite. Eigenvalues and eigenvectors can be selected by specifying either a range of values or a range of indices for the desired eigenvalues.

Input Parameters

<i>itype</i>	INTEGER. Must be 1 or 2 or 3. Specifies the problem type to be solved: if <i>itype</i> = 1, the problem type is $A^*x = \lambda^*B^*x$; if <i>itype</i> = 2, the problem type is $A^*B^*x = \lambda^*x$; if <i>itype</i> = 3, the problem type is $B^*A^*x = \lambda^*x$.
<i>jobz</i>	CHARACTER*1. Must be 'N' or 'V'. If <i>jobz</i> = 'N', then compute eigenvalues only.

If $jobz = 'V'$, then compute eigenvalues and eigenvectors.
range CHARACTER*1. Must be 'A' or 'V' or 'I'.
 If $range = 'A'$, the routine computes all eigenvalues.
 If $range = 'V'$, the routine computes eigenvalues $\lambda(i)$ in the half-open interval:
 $vl < \lambda(i) \leq vu$.
 If $range = 'I'$, the routine computes eigenvalues with indices il to iu .
uplo CHARACTER*1. Must be 'U' or 'L'.
 If $uplo = 'U'$, arrays ap and bp store the upper triangles of A and B ;
 If $uplo = 'L'$, arrays ap and bp store the lower triangles of A and B .
n INTEGER. The order of the matrices A and B ($n \geq 0$).
ap, bp, work COMPLEX for `chpgvx`
 DOUBLE COMPLEX for `zhpgvx`.
 Arrays:
ap(*) contains the packed upper or lower triangle of the Hermitian matrix A , as specified by $uplo$.
 The dimension of ap must be at least $\max(1, n*(n+1)/2)$.
bp(*) contains the packed upper or lower triangle of the Hermitian matrix B , as specified by $uplo$.
 The dimension of bp must be at least $\max(1, n*(n+1)/2)$.
work(*) is a workspace array, DIMENSION at least $\max(1, 2n)$.
vl, vu REAL for `chpgvx`
 DOUBLE PRECISION for `zhpgvx`.
 If $range = 'V'$, the lower and upper bounds of the interval to be searched for eigenvalues.
 Constraint: $vl < vu$.
 If $range = 'A'$ or 'I', vl and vu are not referenced.
il, iu INTEGER.
 If $range = 'I'$, the indices in ascending order of the smallest and largest eigenvalues to be returned.
 Constraint: $1 \leq il \leq iu \leq n$, if $n > 0$; $il=1$ and $iu=0$ if $n = 0$.

	If <i>range</i> = 'A' or 'V', <i>il</i> and <i>iu</i> are not referenced.
<i>abstol</i>	REAL for chpgvx DOUBLE PRECISION for zhpgvx. The absolute error tolerance for the eigenvalues. See <i>Application Notes</i> for more information.
<i>ldz</i>	INTEGER. The leading dimension of the output array <i>z</i> ; $ldz \geq 1$. If <i>jobz</i> = 'V', $ldz \geq \max(1, n)$.
<i>rwork</i>	REAL for chpgvx DOUBLE PRECISION for zhpgvx. Workspace array, DIMENSION at least $\max(1, 7n)$.
<i>iwork</i>	INTEGER. Workspace array, DIMENSION at least $\max(1, 5n)$.

Output Parameters

<i>ap</i>	On exit, the contents of <i>ap</i> are overwritten.
<i>bp</i>	On exit, contains the triangular factor <i>U</i> or <i>L</i> from the Cholesky factorization $B = U^H * U$ or $B = L * L^H$, in the same storage format as <i>B</i> .
<i>m</i>	INTEGER. The total number of eigenvalues found, $0 \leq m \leq n$. If <i>range</i> = 'A', $m = n$, and if <i>range</i> = 'I', $m = iu - il + 1$.
<i>w</i>	REAL for chpgvx DOUBLE PRECISION for zhpgvx. Array, DIMENSION at least $\max(1, n)$. If <i>info</i> = 0, contains the eigenvalues in ascending order.
<i>z</i>	COMPLEX for chpgvx DOUBLE COMPLEX for zhpgvx. Array <i>z</i> (<i>ldz</i> ,*). The second dimension of <i>z</i> must be at least $\max(1, n)$. If <i>jobz</i> = 'V', then if <i>info</i> = 0, the first <i>m</i> columns of <i>z</i> contain the orthonormal eigenvectors of the matrix <i>A</i> corresponding to the selected eigenvalues, with the <i>i</i> -th column of <i>z</i> holding the eigenvector associated with <i>w</i> (<i>i</i>). The eigenvectors are normalized as follows: if <i>itype</i> = 1 or 2, $Z^H * B * Z = I$;

if $itype = 3$, $Z^H \text{inv}(B) * Z = I$;
 If $jobz = 'N'$, then z is not referenced.
 If an eigenvector fails to converge, then that column of z contains the latest approximation to the eigenvector, and the index of the eigenvector is returned in $ifail$.
 Note: you must ensure that at least $\max(1, m)$ columns are supplied in the array z ; if $range = 'V'$, the exact value of m is not known in advance and an upper bound must be used.

ifail

INTEGER.
 Array, DIMENSION at least $\max(1, n)$.
 If $jobz = 'V'$, then if $info = 0$, the first m elements of *ifail* are zero; if $info > 0$, the *ifail* contains the indices of the eigenvectors that failed to converge.
 If $jobz = 'N'$, then *ifail* is not referenced.

info

INTEGER.
 If $info = 0$, the execution is successful.
 If $info = -i$, the i -th argument had an illegal value.
 If $info > 0$, *cpptrf/zpptrf* and *chpevx/zhpevx* returned an error code:
 If $info = i \leq n$, *chpevx/zhpevx* failed to converge, and i eigenvectors failed to converge. Their indices are stored in the array *ifail*;
 If $info = n + i$, for $1 \leq i \leq n$, then the leading minor of order i of B is not positive-definite. The factorization of B could not be completed and no eigenvalues or eigenvectors were computed.

Fortran 95 Interface Notes

Routines in Fortran 95 interface have fewer arguments in the calling sequence than their FORTRAN 77 counterparts. For general conventions applied to skip redundant or restorable arguments, see [Fortran 95 Interface Conventions](#).

Specific details for the routine *hpgvx* interface are the following:

ap Holds the array A of size $(n * (n+1) / 2)$.
bp Holds the array B of size $(n * (n+1) / 2)$.

<i>w</i>	Holds the vector with the number of elements <i>n</i> .
<i>z</i>	Holds the matrix <i>Z</i> of size (<i>n</i> , <i>n</i>), where the values <i>n</i> and <i>m</i> are significant.
<i>ifail</i>	Holds the vector with the number of elements <i>n</i> .
<i>itype</i>	Must be 1, 2, or 3. The default value is 1.
<i>uplo</i>	Must be 'U' or 'L'. The default value is 'U'.
<i>vl</i>	Default value for this element is <i>vl</i> = -HUGE(<i>vl</i>).
<i>vu</i>	Default value for this element is <i>vu</i> = HUGE(<i>vl</i>).
<i>il</i>	Default value for this argument is <i>il</i> = 1.
<i>iu</i>	Default value for this argument is <i>iu</i> = <i>n</i> .
<i>abstol</i>	Default value for this element is <i>abstol</i> = 0.0_WP.
<i>jobz</i>	Restored based on the presence of the argument <i>z</i> as follows: <i>jobz</i> = 'V', if <i>z</i> is present, <i>jobz</i> = 'N', if <i>z</i> is omitted. Note that there will be an error condition if <i>ifail</i> is present and <i>z</i> is omitted.
<i>range</i>	Restored based on the presence of arguments <i>vl</i> , <i>vu</i> , <i>il</i> , <i>iu</i> as follows: <i>range</i> = 'V', if one of or both <i>vl</i> and <i>vu</i> are present, <i>range</i> = 'I', if one of or both <i>il</i> and <i>iu</i> are present, <i>range</i> = 'A', if none of <i>vl</i> , <i>vu</i> , <i>il</i> , <i>iu</i> is present, Note that there will be an error condition if one of or both <i>vl</i> and <i>vu</i> are present and at the same time one of or both <i>il</i> and <i>iu</i> are present.

Application Notes

An approximate eigenvalue is accepted as converged when it is determined to lie in an interval $[a,b]$ of width less than or equal to $abstol + \epsilon \cdot \max(|a|, |b|)$, where ϵ is the machine precision.

If *abstol* is less than or equal to zero, then $\epsilon \cdot \|T\|_1$ is used as tolerance, where *T* is the tridiagonal matrix obtained by reducing *A* to tridiagonal form. Eigenvalues will be computed most accurately when *abstol* is set to twice the underflow threshold $2 \cdot \text{?lamch}('S')$, not zero.

If this routine returns with *info* > 0, indicating that some eigenvectors did not converge, try setting *abstol* to $2 \cdot \text{?lamch}('S')$.

?sbgv

Computes all eigenvalues and, optionally, eigenvectors of a real generalized symmetric definite eigenproblem with banded matrices.

Syntax

FORTRAN 77:

```
call ssbgv(jobz, uplo, n, ka, kb, ab, ldab, bb, ldbb, w, z, ldz, work, info)
call dsbgv(jobz, uplo, n, ka, kb, ab, ldab, bb, ldbb, w, z, ldz, work, info)
```

Fortran 95:

```
call sbgv(ab, bb, w [,uplo] [,z] [,info])
```

Description

This routine is declared in `mkl_lapack.fi` for FORTRAN 77 interface, in `lapack.f90` for Fortran 95 interface, and in `mkl_lapack.h` for C interface.

The routine computes all the eigenvalues, and optionally, the eigenvectors of a real generalized symmetric-definite banded eigenproblem, of the form $A^*x = \lambda^*B^*x$. Here A and B are assumed to be symmetric and banded, and B is also positive definite.

Input Parameters

<code>jobz</code>	CHARACTER*1. Must be 'N' or 'V'. If <code>jobz</code> = 'N', then compute eigenvalues only. If <code>jobz</code> = 'V', then compute eigenvalues and eigenvectors.
<code>uplo</code>	CHARACTER*1. Must be 'U' or 'L'. If <code>uplo</code> = 'U', arrays <code>ab</code> and <code>bb</code> store the upper triangles of A and B ; If <code>uplo</code> = 'L', arrays <code>ab</code> and <code>bb</code> store the lower triangles of A and B .
<code>n</code>	INTEGER. The order of the matrices A and B ($n \geq 0$).
<code>ka</code>	INTEGER. The number of super- or sub-diagonals in A ($ka \geq 0$).

<i>kb</i>	INTEGER. The number of super- or sub-diagonals in <i>B</i> (<i>kb</i> ≥ 0).
<i>ab, bb, work</i>	REAL for ssbgv DOUBLE PRECISION for dsbgv Arrays: <i>ab</i> (<i>ldab</i> ,*) is an array containing either upper or lower triangular part of the symmetric matrix <i>A</i> (as specified by <i>uplo</i>) in band storage format. The second dimension of the array <i>ab</i> must be at least $\max(1, n)$. <i>bb</i> (<i>ldbb</i> ,*) is an array containing either upper or lower triangular part of the symmetric matrix <i>B</i> (as specified by <i>uplo</i>) in band storage format. The second dimension of the array <i>bb</i> must be at least $\max(1, n)$. <i>work</i> (*) is a workspace array, dimension at least $\max(1, 3n)$
<i>ldab</i>	INTEGER. The first dimension of the array <i>ab</i> ; must be at least <i>ka</i> +1.
<i>ldbb</i>	INTEGER. The first dimension of the array <i>bb</i> ; must be at least <i>kb</i> +1.
<i>ldz</i>	INTEGER. The leading dimension of the output array <i>z</i> ; <i>ldz</i> ≥ 1 . If <i>jobz</i> = 'V', <i>ldz</i> $\geq \max(1, n)$.

Output Parameters

<i>ab</i>	On exit, the contents of <i>ab</i> are overwritten.
<i>bb</i>	On exit, contains the factor <i>s</i> from the split Cholesky factorization $B = S^T * S$, as returned by spbstf/dpbstf .
<i>w, z</i>	REAL for ssbgv DOUBLE PRECISION for dsbgv Arrays: <i>w</i> (*), DIMENSION at least $\max(1, n)$. If <i>info</i> = 0, contains the eigenvalues in ascending order. <i>z</i> (<i>ldz</i> ,*). The second dimension of <i>z</i> must be at least $\max(1, n)$.

If $jobz = 'V'$, then if $info = 0$, z contains the matrix Z of eigenvectors, with the i -th column of z holding the eigenvector associated with $w(i)$. The eigenvectors are normalized so that $Z^T * B * Z = I$.

If $jobz = 'N'$, then z is not referenced.

info

INTEGER.

If $info = 0$, the execution is successful.

If $info = -i$, the i -th argument had an illegal value.

If $info > 0$, and

if $i \leq n$, the algorithm failed to converge, and i off-diagonal elements of an intermediate tridiagonal did not converge to zero;

if $info = n + i$, for $1 \leq i \leq n$, then `spbstf/dpbstf` returned $info = i$ and B is not positive-definite. The factorization of B could not be completed and no eigenvalues or eigenvectors were computed.

Fortran 95 Interface Notes

Routines in Fortran 95 interface have fewer arguments in the calling sequence than their FORTRAN 77 counterparts. For general conventions applied to skip redundant or restorable arguments, see [Fortran 95 Interface Conventions](#).

Specific details for the routine `sbgv` interface are the following:

<i>ab</i>	Holds the array A of size $(ka+1, n)$.
<i>bb</i>	Holds the array B of size $(kb+1, n)$.
<i>w</i>	Holds the vector with the number of elements n .
<i>z</i>	Holds the matrix Z of size (n, n) .
<i>uplo</i>	Must be 'U' or 'L'. The default value is 'U'.
<i>jobz</i>	Restored based on the presence of the argument z as follows: $jobz = 'V'$, if z is present, $jobz = 'N'$, if z is omitted.

?hbgv

Computes all eigenvalues and, optionally, eigenvectors of a complex generalized Hermitian definite eigenproblem with banded matrices.

Syntax

FORTRAN 77:

```
call chbgv(jobz, uplo, n, ka, kb, ab, ldab, bb, ldbb, w, z, ldz, work, rwork, info)
```

```
call zhbgv(jobz, uplo, n, ka, kb, ab, ldab, bb, ldbb, w, z, ldz, work, rwork, info)
```

Fortran 95:

```
call hbgv(ab, bb, w [,uplo] [,z] [,info])
```

Description

This routine is declared in `mkl_lapack.fi` for FORTRAN 77 interface, in `lapack.f90` for Fortran 95 interface, and in `mkl_lapack.h` for C interface.

The routine computes all the eigenvalues, and optionally, the eigenvectors of a complex generalized Hermitian-definite banded eigenproblem, of the form $A^*x = \lambda^*B^*x$. Here A and B are Hermitian and banded matrices, and matrix B is also positive definite.

Input Parameters

<i>jobz</i>	CHARACTER*1. Must be 'N' or 'V'. If <i>jobz</i> = 'N', then compute eigenvalues only. If <i>jobz</i> = 'V', then compute eigenvalues and eigenvectors.
<i>uplo</i>	CHARACTER*1. Must be 'U' or 'L'. If <i>uplo</i> = 'U', arrays <i>ab</i> and <i>bb</i> store the upper triangles of A and B ; If <i>uplo</i> = 'L', arrays <i>ab</i> and <i>bb</i> store the lower triangles of A and B .
<i>n</i>	INTEGER. The order of the matrices A and B ($n \geq 0$).
<i>ka</i>	INTEGER. The number of super- or sub-diagonals in A

	$(ka \geq 0)$.
<i>kb</i>	INTEGER. The number of super- or sub-diagonals in <i>B</i> ($kb \geq 0$).
<i>ab, bb, work</i>	COMPLEX for <code>chbgv</code> DOUBLE COMPLEX for <code>zhbgv</code> Arrays: <i>ab</i> (<i>ldab</i> ,*) is an array containing either upper or lower triangular part of the Hermitian matrix <i>A</i> (as specified by <i>uplo</i>) in band storage format. The second dimension of the array <i>ab</i> must be at least $\max(1, n)$. <i>bb</i> (<i>ldbb</i> ,*) is an array containing either upper or lower triangular part of the Hermitian matrix <i>B</i> (as specified by <i>uplo</i>) in band storage format. The second dimension of the array <i>bb</i> must be at least $\max(1, n)$. <i>work</i> (*) is a workspace array, dimension at least $\max(1, n)$.
<i>ldab</i>	INTEGER. The first dimension of the array <i>ab</i> ; must be at least $ka+1$.
<i>ldbb</i>	INTEGER. The first dimension of the array <i>bb</i> ; must be at least $kb+1$.
<i>ldz</i>	INTEGER. The leading dimension of the output array <i>z</i> ; $ldz \geq 1$. If <i>jobz</i> = 'V', $ldz \geq \max(1, n)$.
<i>rwork</i>	REAL for <code>chbgv</code> DOUBLE PRECISION for <code>zhbgv</code> . Workspace array, DIMENSION at least $\max(1, 3n)$.

Output Parameters

<i>ab</i>	On exit, the contents of <i>ab</i> are overwritten.
<i>bb</i>	On exit, contains the factor <i>S</i> from the split Cholesky factorization $B = S^H * S$, as returned by <code>cpbstf/zpbstf</code> .
<i>w</i>	REAL for <code>chbgv</code> DOUBLE PRECISION for <code>zhbgv</code> . Array, DIMENSION at least $\max(1, n)$.

z If *info* = 0, contains the eigenvalues in ascending order.
 COMPLEX for chbgv
 DOUBLE COMPLEX for zhbqv
 Array *z*(*ldz*,*).
 The second dimension of *z* must be at least max(1, *n*).
 If *jobz* = 'V', then if *info* = 0, *z* contains the matrix *Z* of eigenvectors, with the *i*-th column of *z* holding the eigenvector associated with $w(i)$. The eigenvectors are normalized so that $Z^H B^* Z = I$.
 If *jobz* = 'N', then *z* is not referenced.

info INTEGER.
 If *info* = 0, the execution is successful.
 If *info* = -*i*, the *i*-th argument had an illegal value.
 If *info* > 0, and
 if *i* ≤ *n*, the algorithm failed to converge, and *i* off-diagonal elements of an intermediate tridiagonal did not converge to zero;
 if *info* = *n* + *i*, for 1 ≤ *i* ≤ *n*, then cpbstf/zpbstf returned *info* = *i* and *B* is not positive-definite. The factorization of *B* could not be completed and no eigenvalues or eigenvectors were computed.

Fortran 95 Interface Notes

Routines in Fortran 95 interface have fewer arguments in the calling sequence than their FORTRAN 77 counterparts. For general conventions applied to skip redundant or restorable arguments, see [Fortran 95 Interface Conventions](#).

Specific details for the routine hbgv interface are the following:

<i>ab</i>	Holds the array <i>A</i> of size (<i>ka</i> +1, <i>n</i>).
<i>bb</i>	Holds the array <i>B</i> of size (<i>kb</i> +1, <i>n</i>).
<i>w</i>	Holds the vector with the number of elements <i>n</i> .
<i>z</i>	Holds the matrix <i>Z</i> of size (<i>n</i> , <i>n</i>).
<i>uplo</i>	Must be 'U' or 'L'. The default value is 'U'.
<i>jobz</i>	Restored based on the presence of the argument <i>z</i> as follows: <i>jobz</i> = 'V', if <i>z</i> is present, <i>jobz</i> = 'N', if <i>z</i> is omitted.

?sbgvd

Computes all eigenvalues and, optionally, eigenvectors of a real generalized symmetric definite eigenproblem with banded matrices. If eigenvectors are desired, it uses a divide and conquer method.

Syntax

FORTRAN 77:

```
call ssbgvd(jobz, uplo, n, ka, kb, ab, ldab, bb, ldbb, w, z, ldz, work, lwork,
iwork, liwork, info)

call dsbgvd(jobz, uplo, n, ka, kb, ab, ldab, bb, ldbb, w, z, ldz, work, lwork,
iwork, liwork, info)
```

Fortran 95:

```
call sbgvd(ab, bb, w [,uplo] [,z] [,info])
```

Description

This routine is declared in `mkl_lapack.fi` for FORTRAN 77 interface, in `lapack.f90` for Fortran 95 interface, and in `mkl_lapack.h` for C interface.

The routine computes all the eigenvalues, and optionally, the eigenvectors of a real generalized symmetric-definite banded eigenproblem, of the form $A*x = \lambda*B*x$. Here A and B are assumed to be symmetric and banded, and B is also positive definite.

If eigenvectors are desired, it uses a divide and conquer algorithm.

Input Parameters

<code>jobz</code>	CHARACTER*1. Must be 'N' or 'V'. If <code>jobz</code> = 'N', then compute eigenvalues only. If <code>jobz</code> = 'V', then compute eigenvalues and eigenvectors.
<code>uplo</code>	CHARACTER*1. Must be 'U' or 'L'. If <code>uplo</code> = 'U', arrays <code>ab</code> and <code>bb</code> store the upper triangles of A and B ; If <code>uplo</code> = 'L', arrays <code>ab</code> and <code>bb</code> store the lower triangles of A and B .

<i>n</i>	INTEGER. The order of the matrices <i>A</i> and <i>B</i> ($n \geq 0$).
<i>ka</i>	INTEGER. The number of super- or sub-diagonals in <i>A</i> ($ka \geq 0$).
<i>kb</i>	INTEGER. The number of super- or sub-diagonals in <i>B</i> ($kb \geq 0$).
<i>ab, bb, work</i>	REAL for ssbgvd DOUBLE PRECISION for dsbgvd Arrays: <i>ab</i> (<i>ldab</i> ,*) is an array containing either upper or lower triangular part of the symmetric matrix <i>A</i> (as specified by <i>uplo</i>) in band storage format. The second dimension of the array <i>ab</i> must be at least $\max(1, n)$. <i>bb</i> (<i>ldbb</i> ,*) is an array containing either upper or lower triangular part of the symmetric matrix <i>B</i> (as specified by <i>uplo</i>) in band storage format. The second dimension of the array <i>bb</i> must be at least $\max(1, n)$. <i>work</i> is a workspace array, its dimension $\max(1, lwork)$.
<i>ldab</i>	INTEGER. The first dimension of the array <i>ab</i> ; must be at least $ka+1$.
<i>ldbb</i>	INTEGER. The first dimension of the array <i>bb</i> ; must be at least $kb+1$.
<i>ldz</i>	INTEGER. The leading dimension of the output array <i>z</i> ; $ldz \geq 1$. If <i>jobz</i> = 'V', $ldz \geq \max(1, n)$.
<i>lwork</i>	INTEGER. The dimension of the array <i>work</i> . Constraints: If $n \leq 1$, $lwork \geq 1$; If <i>jobz</i> = 'N' and $n > 1$, $lwork \geq 3n$; If <i>jobz</i> = 'V' and $n > 1$, $lwork \geq 2n^2+5n+1$. If <i>lwork</i> = -1, then a workspace query is assumed; the routine only calculates the optimal size of the <i>work</i> and <i>iwork</i> arrays, returns these values as the first entries of the

work and *iwork* arrays, and no error message related to *lwork* or *liwork* is issued by [xerbla](#). See *Application Notes* for details.

iwork INTEGER.
Workspace array, its dimension $\max(1, liwork)$.

liwork INTEGER.
The dimension of the array *iwork*.
Constraints:
If $n \leq 1$, $liwork \geq 1$;
If $jobz = 'N'$ and $n > 1$, $liwork \geq 1$;
If $jobz = 'V'$ and $n > 1$, $liwork \geq 5n + 3$.
If $liwork = -1$, then a workspace query is assumed; the routine only calculates the optimal size of the *work* and *iwork* arrays, returns these values as the first entries of the *work* and *iwork* arrays, and no error message related to *lwork* or *liwork* is issued by [xerbla](#). See *Application Notes* for details.

Output Parameters

ab On exit, the contents of *ab* are overwritten.

bb On exit, contains the factor *s* from the split Cholesky factorization $B = S^T * S$, as returned by [spbstf/dpbstf](#).

w, *z* REAL for [ssbgvd](#)
DOUBLE PRECISION for [dsbgvd](#)
Arrays:
w(*), DIMENSION at least $\max(1, n)$.
If *info* = 0, contains the eigenvalues in ascending order.
z(ldz,*).
The second dimension of *z* must be at least $\max(1, n)$.
If $jobz = 'V'$, then if *info* = 0, *z* contains the matrix *Z* of eigenvectors, with the *i*-th column of *z* holding the eigenvector associated with *w*(*i*). The eigenvectors are normalized so that $Z^T * B * Z = I$.
If $jobz = 'N'$, then *z* is not referenced.

<code>work(1)</code>	On exit, if <code>info = 0</code> , then <code>work(1)</code> returns the required minimal size of <code>lwork</code> .
<code>iwork(1)</code>	On exit, if <code>info = 0</code> , then <code>iwork(1)</code> returns the required minimal size of <code>liwork</code> .
<code>info</code>	<p>INTEGER.</p> <p>If <code>info = 0</code>, the execution is successful.</p> <p>If <code>info = -i</code>, the <i>i</i>-th argument had an illegal value.</p> <p>If <code>info > 0</code>, and</p> <p>if $i \leq n$, the algorithm failed to converge, and <i>i</i> off-diagonal elements of an intermediate tridiagonal did not converge to zero;</p> <p>if <code>info = n + i</code>, for $1 \leq i \leq n$, then <code>spbstf/dpbstf</code> returned <code>info = i</code> and <i>B</i> is not positive-definite. The factorization of <i>B</i> could not be completed and no eigenvalues or eigenvectors were computed.</p>

Fortran 95 Interface Notes

Routines in Fortran 95 interface have fewer arguments in the calling sequence than their FORTRAN 77 counterparts. For general conventions applied to skip redundant or restorable arguments, see [Fortran 95 Interface Conventions](#).

Specific details for the routine `sbgvd` interface are the following:

<code>ab</code>	Holds the array <i>A</i> of size $(ka+1, n)$.
<code>bb</code>	Holds the array <i>B</i> of size $(kb+1, n)$.
<code>w</code>	Holds the vector with the number of elements <i>n</i> .
<code>z</code>	Holds the matrix <i>Z</i> of size (n, n) .
<code>uplo</code>	Must be 'U' or 'L'. The default value is 'U'.
<code>jobz</code>	<p>Restored based on the presence of the argument <i>z</i> as follows:</p> <p><code>jobz = 'V'</code>, if <i>z</i> is present,</p> <p><code>jobz = 'N'</code>, if <i>z</i> is omitted.</p>

Application Notes

If it is not clear how much workspace to supply, use a generous value of `lwork` (or `liwork`) for the first run or set `lwork = -1` (`liwork = -1`).

If $lwork$ (or $liwork$) has any of admissible sizes, which is no less than the minimal value described, the routine completes the task, though probably not so fast as with a recommended workspace, and provides the recommended workspace in the first element of the corresponding array ($work$, $iwork$) on exit. Use this value ($work(1)$, $iwork(1)$) for subsequent runs.

If $lwork = -1$ ($liwork = -1$), the routine returns immediately and provides the recommended workspace in the first element of the corresponding array ($work$, $iwork$). This operation is called a workspace query.

Note that if $work$ ($liwork$) is less than the minimal required value and is not equal to -1, the routine returns immediately with an error exit and does not provide any information on the recommended workspace.

?hbgvd

Computes all eigenvalues and, optionally, eigenvectors of a complex generalized Hermitian definite eigenproblem with banded matrices. If eigenvectors are desired, it uses a divide and conquer method.

Syntax

FORTRAN 77:

```
call chbgvd(jobz, uplo, n, ka, kb, ab, ldab, bb, ldbb, w, z, ldz, work, lwork,
rwork, lrwork, iwork, liwork, info)

call zhbgvd(jobz, uplo, n, ka, kb, ab, ldab, bb, ldbb, w, z, ldz, work, lwork,
rwork, lrwork, iwork, liwork, info)
```

Fortran 95:

```
call hbgvd(ab, bb, w [,uplo] [,z] [,info])
```

Description

This routine is declared in `mkl_lapack.fi` for FORTRAN 77 interface, in `lapack.f90` for Fortran 95 interface, and in `mkl_lapack.h` for C interface.

The routine computes all the eigenvalues, and optionally, the eigenvectors of a complex generalized Hermitian-definite banded eigenproblem, of the form $A*x = \lambda*B*x$. Here A and B are assumed to be Hermitian and banded, and B is also positive definite.

If eigenvectors are desired, it uses a divide and conquer algorithm.

Input Parameters

<i>jobz</i>	<p>CHARACTER*1. Must be 'N' or 'V'.</p> <p>If <i>jobz</i> = 'N', then compute eigenvalues only.</p> <p>If <i>jobz</i> = 'V', then compute eigenvalues and eigenvectors.</p>
<i>uplo</i>	<p>CHARACTER*1. Must be 'U' or 'L'.</p> <p>If <i>uplo</i> = 'U', arrays <i>ab</i> and <i>bb</i> store the upper triangles of <i>A</i> and <i>B</i>;</p> <p>If <i>uplo</i> = 'L', arrays <i>ab</i> and <i>bb</i> store the lower triangles of <i>A</i> and <i>B</i>.</p>
<i>n</i>	INTEGER. The order of the matrices <i>A</i> and <i>B</i> ($n \geq 0$).
<i>ka</i>	INTEGER. The number of super- or sub-diagonals in <i>A</i> ($ka \geq 0$).
<i>kb</i>	INTEGER. The number of super- or sub-diagonals in <i>B</i> ($kb \geq 0$).
<i>ab, bb, work</i>	<p>COMPLEX for <i>chbgvd</i></p> <p>DOUBLE COMPLEX for <i>zhbgvd</i></p> <p>Arrays:</p> <p><i>ab</i> (<i>ldab</i>,*) is an array containing either upper or lower triangular part of the Hermitian matrix <i>A</i> (as specified by <i>uplo</i>) in band storage format.</p> <p>The second dimension of the array <i>ab</i> must be at least $\max(1, n)$.</p> <p><i>bb</i> (<i>ldbb</i>,*) is an array containing either upper or lower triangular part of the Hermitian matrix <i>B</i> (as specified by <i>uplo</i>) in band storage format.</p> <p>The second dimension of the array <i>bb</i> must be at least $\max(1, n)$.</p> <p><i>work</i> is a workspace array, its dimension $\max(1, lwork)$.</p>
<i>ldab</i>	INTEGER. The first dimension of the array <i>ab</i> ; must be at least $ka+1$.
<i>ldbb</i>	INTEGER. The first dimension of the array <i>bb</i> ; must be at least $kb+1$.
<i>ldz</i>	<p>INTEGER. The leading dimension of the output array <i>z</i>; $ldz \geq 1$. If <i>jobz</i> = 'V', $ldz \geq \max(1, n)$.</p>

lwork INTEGER.
The dimension of the array *work*.
Constraints:
If $n \leq 1$, $lwork \geq 1$;
If $jobz = 'N'$ and $n > 1$, $lwork \geq n$;
If $jobz = 'V'$ and $n > 1$, $lwork \geq 2n^2$.
If $lwork = -1$, then a workspace query is assumed; the routine only calculates the optimal size of the *work*, *rwork* and *iwork* arrays, returns these values as the first entries of the *work*, *rwork* and *iwork* arrays, and no error message related to *lwork* or *lrwork* or *liwork* is issued by [xerbla](#). See *Application Notes* for details.

rwork REAL for *chbgvd*
DOUBLE PRECISION for *zhbgvd*.
Workspace array, DIMENSION $\max(1, lrwork)$.

lrwork INTEGER.
The dimension of the array *rwork*.
Constraints:
If $n \leq 1$, $lrwork \geq 1$;
If $jobz = 'N'$ and $n > 1$, $lrwork \geq n$;
If $jobz = 'V'$ and $n > 1$, $lrwork \geq 2n^2 + 5n + 1$.
If $lrwork = -1$, then a workspace query is assumed; the routine only calculates the optimal size of the *work*, *rwork* and *iwork* arrays, returns these values as the first entries of the *work*, *rwork* and *iwork* arrays, and no error message related to *lwork* or *lrwork* or *liwork* is issued by [xerbla](#). See *Application Notes* for details.

iwork INTEGER.
Workspace array, DIMENSION $\max(1, liwork)$.

liwork INTEGER.
The dimension of the array *iwork*.
Constraints:
If $n \leq 1$, $lwork \geq 1$;
If $jobz = 'N'$ and $n > 1$, $liwork \geq 1$;

If $jobz = 'V'$ and $n > 1$, $liwork \geq 5n + 3$.

If $liwork = -1$, then a workspace query is assumed; the routine only calculates the optimal size of the $work$, $rwork$ and $iwork$ arrays, returns these values as the first entries of the $work$, $rwork$ and $iwork$ arrays, and no error message related to $lwork$ or $lrwork$ or $liwork$ is issued by [xerbla](#). See *Application Notes* for details.

Output Parameters

<i>ab</i>	On exit, the contents of <i>ab</i> are overwritten.
<i>bb</i>	On exit, contains the factor s from the split Cholesky factorization $B = S^H * S$, as returned by cpbstf/zpbstf .
<i>w</i>	REAL for chbgvd DOUBLE PRECISION for zhbgvd . Array, DIMENSION at least $\max(1, n)$. If $info = 0$, contains the eigenvalues in ascending order.
<i>z</i>	COMPLEX for chbgvd DOUBLE COMPLEX for zhbgvd Array $z(ldz,*)$. The second dimension of <i>z</i> must be at least $\max(1, n)$. If $jobz = 'V'$, then if $info = 0$, <i>z</i> contains the matrix <i>Z</i> of eigenvectors , with the <i>i</i> -th column of <i>z</i> holding the eigenvector associated with $w(i)$. The eigenvectors are normalized so that $Z^H * B * Z = I$. If $jobz = 'N'$, then <i>z</i> is not referenced.
<i>work</i> (1)	On exit, if $info = 0$, then <i>work</i> (1) returns the required minimal size of <i>lwork</i> .
<i>rwork</i> (1)	On exit, if $info = 0$, then <i>rwork</i> (1) returns the required minimal size of <i>lrwork</i> .
<i>iwork</i> (1)	On exit, if $info = 0$, then <i>iwork</i> (1) returns the required minimal size of <i>liwork</i> .
<i>info</i>	INTEGER. If $info = 0$, the execution is successful. If $info = -i$, the <i>i</i> -th argument had an illegal value. If $info > 0$, and

if $i \leq n$, the algorithm failed to converge, and i off-diagonal elements of an intermediate tridiagonal did not converge to zero;
 if $info = n + i$, for $1 \leq i \leq n$, then `cpbstf/zpbstf` returned $info = i$ and B is not positive-definite. The factorization of B could not be completed and no eigenvalues or eigenvectors were computed.

Fortran 95 Interface Notes

Routines in Fortran 95 interface have fewer arguments in the calling sequence than their FORTRAN 77 counterparts. For general conventions applied to skip redundant or restorable arguments, see [Fortran 95 Interface Conventions](#).

Specific details for the routine `hbgvd` interface are the following:

<code>ab</code>	Holds the array A of size $(ka+1, n)$.
<code>bb</code>	Holds the array B of size $(kb+1, n)$.
<code>w</code>	Holds the vector with the number of elements n .
<code>z</code>	Holds the matrix Z of size (n, n) .
<code>uplo</code>	Must be 'U' or 'L'. The default value is 'U'.
<code>jobz</code>	Restored based on the presence of the argument z as follows: $jobz = 'V'$, if z is present, $jobz = 'N'$, if z is omitted.

Application Notes

If you are in doubt how much workspace to supply, use a generous value of `lwork` (`liwork` or `lrwork`) for the first run or set `lwork = -1` (`liwork = -1`, `lrwork = -1`).

If you choose the first option and set any of admissible `lwork` (`liwork` or `lrwork`) sizes, which is no less than the minimal value described, the routine completes the task, though probably not so fast as with a recommended workspace, and provides the recommended workspace in the first element of the corresponding array (`work`, `iwork`, `rwork`) on exit. Use this value (`work(1)`, `iwork(1)`, `rwork(1)`) for subsequent runs.

If you set `lwork = -1` (`liwork = -1`, `lrwork = -1`), the routine returns immediately and provides the recommended workspace in the first element of the corresponding array (`work`, `iwork`, `rwork`). This operation is called a workspace query.

Note that if you set `lwork` (`liwork`, `lrwork`) to less than the minimal required value and not -1, the routine returns immediately with an error exit and does not provide any information on the recommended workspace.

?sbgvx

Computes selected eigenvalues and, optionally, eigenvectors of a real generalized symmetric definite eigenproblem with banded matrices.

Syntax

FORTRAN 77:

```
call ssbgvx(jobz, range, uplo, n, ka, kb, ab, ldab, bb, ldbb, q, ldq, vl, vu,
il, iu, abstol, m, w, z, ldz, work, iwork, ifail, info)

call dsbgvx(jobz, range, uplo, n, ka, kb, ab, ldab, bb, ldbb, q, ldq, vl, vu,
il, iu, abstol, m, w, z, ldz, work, iwork, ifail, info)
```

Fortran 95:

```
call sbgvx(ab, bb, w [,uplo] [,z] [,vl] [,vu] [,il] [,iu] [,m] [,ifail] [,q]
[,abstol] [,info])
```

Description

This routine is declared in `mk1_lapack.fi` for FORTRAN 77 interface, in `lapack.f90` for Fortran 95 interface, and in `mk1_lapack.h` for C interface.

The routine computes selected eigenvalues, and optionally, the eigenvectors of a real generalized symmetric-definite banded eigenproblem, of the form $A*x = \lambda*B*x$. Here A and B are assumed to be symmetric and banded, and B is also positive definite. Eigenvalues and eigenvectors can be selected by specifying either all eigenvalues, a range of values or a range of indices for the desired eigenvalues.

Input Parameters

<code>jobz</code>	CHARACTER*1. Must be 'N' or 'V'. If <code>jobz</code> = 'N', then compute eigenvalues only. If <code>jobz</code> = 'V', then compute eigenvalues and eigenvectors.
<code>range</code>	CHARACTER*1. Must be 'A' or 'V' or 'I'. If <code>range</code> = 'A', the routine computes all eigenvalues.

	<p>If <i>range</i> = 'V', the routine computes eigenvalues $\lambda(i)$ in the half-open interval: $v_l < \lambda(i) \leq v_u$.</p> <p>If <i>range</i> = 'I', the routine computes eigenvalues in range <i>il</i> to <i>iu</i>.</p>
<i>uplo</i>	<p>CHARACTER*1. Must be 'U' or 'L'.</p> <p>If <i>uplo</i> = 'U', arrays <i>ab</i> and <i>bb</i> store the upper triangles of <i>A</i> and <i>B</i>;</p> <p>If <i>uplo</i> = 'L', arrays <i>ab</i> and <i>bb</i> store the lower triangles of <i>A</i> and <i>B</i>.</p>
<i>n</i>	INTEGER. The order of the matrices <i>A</i> and <i>B</i> ($n \geq 0$).
<i>ka</i>	INTEGER. The number of super- or sub-diagonals in <i>A</i> ($ka \geq 0$).
<i>kb</i>	INTEGER. The number of super- or sub-diagonals in <i>B</i> ($kb \geq 0$).
<i>ab, bb, work</i>	<p>REAL for ssbgvx DOUBLE PRECISION for dsbgvx</p> <p>Arrays:</p> <p><i>ab</i>(<i>ldab</i>,*) is an array containing either upper or lower triangular part of the symmetric matrix <i>A</i> (as specified by <i>uplo</i>) in band storage format. The second dimension of the array <i>ab</i> must be at least $\max(1, n)$.</p> <p><i>bb</i>(<i>ldbb</i>,*) is an array containing either upper or lower triangular part of the symmetric matrix <i>B</i> (as specified by <i>uplo</i>) in band storage format. The second dimension of the array <i>bb</i> must be at least $\max(1, n)$.</p> <p><i>work</i>(*) is a workspace array, DIMENSION (7*n).</p>
<i>ldab</i>	INTEGER. The first dimension of the array <i>ab</i> ; must be at least $ka+1$.
<i>ldbb</i>	INTEGER. The first dimension of the array <i>bb</i> ; must be at least $kb+1$.
<i>vl, vu</i>	<p>REAL for ssbgvx DOUBLE PRECISION for dsbgvx.</p>

	<p>If $range = 'V'$, the lower and upper bounds of the interval to be searched for eigenvalues.</p> <p>Constraint: $vl < vu$.</p> <p>If $range = 'A'$ or $'I'$, vl and vu are not referenced.</p>
il, iu	<p>INTEGER.</p> <p>If $range = 'I'$, the indices in ascending order of the smallest and largest eigenvalues to be returned.</p> <p>Constraint: $1 \leq il \leq iu \leq n$, if $n > 0$; $il=1$ and $iu=0$ if $n = 0$.</p> <p>If $range = 'A'$ or $'V'$, il and iu are not referenced.</p>
$abstol$	<p>REAL for ssbgvx DOUBLE PRECISION for dsbgvx.</p> <p>The absolute error tolerance for the eigenvalues. See <i>Application Notes</i> for more information.</p>
ldz	<p>INTEGER. The leading dimension of the output array z; $ldz \geq 1$. If $jobz = 'V'$, $ldz \geq \max(1, n)$.</p>
ldq	<p>INTEGER. The leading dimension of the output array q; $ldq < 1$.</p> <p>If $jobz = 'V'$, $ldq < \max(1, n)$.</p>
$iwork$	<p>INTEGER.</p> <p>Workspace array, DIMENSION $(5*n)$.</p>

Output Parameters

ab	On exit, the contents of ab are overwritten.
bb	On exit, contains the factor s from the split Cholesky factorization $B = S^T * S$, as returned by spbstf / dpbstf .
m	<p>INTEGER. The total number of eigenvalues found,</p> <p>$0 \leq m \leq n$. If $range = 'A'$, $m = n$, and if $range = 'I'$, $m = iu-il+1$.</p>
w, z, q	<p>REAL for ssbgvx DOUBLE PRECISION for dsbgvx</p> <p>Arrays:</p> <p>$w(*)$, DIMENSION at least $\max(1, n)$.</p> <p>If $info = 0$, contains the eigenvalues in ascending order.</p> <p>$z(ldz,*)$.</p>

The second dimension of z must be at least $\max(1, n)$.
 If $jobz = 'V'$, then if $info = 0$, z contains the matrix Z of eigenvectors, with the i -th column of z holding the eigenvector associated with $w(i)$. The eigenvectors are normalized so that $Z^T B Z = I$.

If $jobz = 'N'$, then z is not referenced.

$q(ldq,*)$.

The second dimension of q must be at least $\max(1, n)$.

If $jobz = 'V'$, then q contains the n -by- n matrix used in the reduction of $A*x = \lambda*B*x$ to standard form, that is, $C*x = \lambda*x$ and consequently C to tridiagonal form.

If $jobz = 'N'$, then q is not referenced.

ifail

INTEGER.

Array, DIMENSION (m).

If $jobz = 'V'$, then if $info = 0$, the first m elements of *ifail* are zero; if $info > 0$, the *ifail* contains the indices of the eigenvectors that failed to converge.

If $jobz = 'N'$, then *ifail* is not referenced.

info

INTEGER.

If $info = 0$, the execution is successful.

If $info = -i$, the i -th argument had an illegal value.

If $info > 0$, and

if $i \leq n$, the algorithm failed to converge, and i off-diagonal elements of an intermediate tridiagonal did not converge to zero;

if $info = n + i$, for $1 \leq i \leq n$, then [spbstf/dpbstf](#) returned $info = i$ and B is not positive-definite. The factorization of B could not be completed and no eigenvalues or eigenvectors were computed.

Fortran 95 Interface Notes

Routines in Fortran 95 interface have fewer arguments in the calling sequence than their FORTRAN 77 counterparts. For general conventions applied to skip redundant or restorable arguments, see [Fortran 95 Interface Conventions](#).

Specific details for the routine `sbgvx` interface are the following:

ab

Holds the array A of size $(ka+1, n)$.

<i>bb</i>	Holds the array <i>B</i> of size $(kb+1, n)$.
<i>w</i>	Holds the vector with the number of elements <i>n</i> .
<i>z</i>	Holds the matrix <i>Z</i> of size (n, n) .
<i>ifail</i>	Holds the vector with the number of elements <i>n</i> .
<i>q</i>	Holds the matrix <i>Q</i> of size (n, n) .
<i>uplo</i>	Must be 'U' or 'L'. The default value is 'U'.
<i>vl</i>	Default value for this element is $vl = -HUGE(vl)$.
<i>vu</i>	Default value for this element is $vu = HUGE(vl)$.
<i>il</i>	Default value for this argument is $il = 1$.
<i>iu</i>	Default value for this argument is $iu = n$.
<i>abstol</i>	Default value for this element is $abstol = 0.0_WP$.
<i>jobz</i>	Restored based on the presence of the argument <i>z</i> as follows: $jobz = 'V'$, if <i>z</i> is present, $jobz = 'N'$, if <i>z</i> is omitted. Note that there will be an error condition if <i>ifail</i> or <i>q</i> is present and <i>z</i> is omitted.
<i>range</i>	Restored based on the presence of arguments <i>vl</i> , <i>vu</i> , <i>il</i> , <i>iu</i> as follows: $range = 'V'$, if one of or both <i>vl</i> and <i>vu</i> are present, $range = 'I'$, if one of or both <i>il</i> and <i>iu</i> are present, $range = 'A'$, if none of <i>vl</i> , <i>vu</i> , <i>il</i> , <i>iu</i> is present, Note that there will be an error condition if one of or both <i>vl</i> and <i>vu</i> are present and at the same time one of or both <i>il</i> and <i>iu</i> are present.

Application Notes

An approximate eigenvalue is accepted as converged when it is determined to lie in an interval $[a,b]$ of width less than or equal to $abstol + \epsilon * \max(|a|, |b|)$, where ϵ is the machine precision.

If *abstol* is less than or equal to zero, then $\epsilon * ||T||_1$ is used as tolerance, where *T* is the tridiagonal matrix obtained by reducing *A* to tridiagonal form. Eigenvalues will be computed most accurately when *abstol* is set to twice the underflow threshold $2 * ?lamch('S')$, not zero.

If this routine returns with *info* > 0, indicating that some eigenvectors did not converge, try setting *abstol* to $2 * ?lamch('S')$.

?hbgvx

Computes selected eigenvalues and, optionally, eigenvectors of a complex generalized Hermitian definite eigenproblem with banded matrices.

Syntax

FORTRAN 77:

```
call chbgvx(jobz, range, uplo, n, ka, kb, ab, ldab, bb, ldbb, q, ldq, vl, vu,
il, iu, abstol, m, w, z, ldz, work, rwork, iwork, ifail, info)
```

```
call zhbgvx(jobz, range, uplo, n, ka, kb, ab, ldab, bb, ldbb, q, ldq, vl, vu,
il, iu, abstol, m, w, z, ldz, work, rwork, iwork, ifail, info)
```

Fortran 95:

```
call hbgvx(ab, bb, w [,uplo] [,z] [,vl] [,vu] [,il] [,iu] [,m] [,ifail] [,q]
[,abstol] [,info])
```

Description

This routine is declared in `mkl_lapack.fi` for FORTRAN 77 interface, in `lapack.f90` for Fortran 95 interface, and in `mkl_lapack.h` for C interface.

The routine computes selected eigenvalues, and optionally, the eigenvectors of a complex generalized Hermitian-definite banded eigenproblem, of the form $A^*x = \lambda B^*x$. Here A and B are assumed to be Hermitian and banded, and B is also positive definite. Eigenvalues and eigenvectors can be selected by specifying either all eigenvalues, a range of values or a range of indices for the desired eigenvalues.

Input Parameters

<i>jobz</i>	CHARACTER*1. Must be 'N' or 'V'. If <i>jobz</i> = 'N', then compute eigenvalues only. If <i>jobz</i> = 'V', then compute eigenvalues and eigenvectors.
<i>range</i>	CHARACTER*1. Must be 'A' or 'V' or 'I'. If <i>range</i> = 'A', the routine computes all eigenvalues. If <i>range</i> = 'V', the routine computes eigenvalues $\lambda(i)$ in the half-open interval: $vl < \lambda(i) \leq vu$.

	<p>If <i>range</i> = 'I', the routine computes eigenvalues with indices <i>il</i> to <i>iu</i>.</p>
<i>uplo</i>	<p>CHARACTER*1. Must be 'U' or 'L'.</p> <p>If <i>uplo</i> = 'U', arrays <i>ab</i> and <i>bb</i> store the upper triangles of <i>A</i> and <i>B</i>;</p> <p>If <i>uplo</i> = 'L', arrays <i>ab</i> and <i>bb</i> store the lower triangles of <i>A</i> and <i>B</i>.</p>
<i>n</i>	<p>INTEGER. The order of the matrices <i>A</i> and <i>B</i> ($n \geq 0$).</p>
<i>ka</i>	<p>INTEGER. The number of super- or sub-diagonals in <i>A</i> ($ka \geq 0$).</p>
<i>kb</i>	<p>INTEGER. The number of super- or sub-diagonals in <i>B</i> ($kb \geq 0$).</p>
<i>ab, bb, work</i>	<p>COMPLEX for chbgvx DOUBLE COMPLEX for zhbgvx</p> <p>Arrays:</p> <p><i>ab</i> (<i>ldab</i>,*) is an array containing either upper or lower triangular part of the Hermitian matrix <i>A</i> (as specified by <i>uplo</i>) in band storage format. The second dimension of the array <i>ab</i> must be at least $\max(1, n)$.</p> <p><i>bb</i> (<i>ldbb</i>,*) is an array containing either upper or lower triangular part of the Hermitian matrix <i>B</i> (as specified by <i>uplo</i>) in band storage format. The second dimension of the array <i>bb</i> must be at least $\max(1, n)$.</p> <p><i>work</i> (*) is a workspace array, DIMENSION at least $\max(1, n)$.</p>
<i>ldab</i>	<p>INTEGER. The first dimension of the array <i>ab</i>; must be at least <i>ka</i>+1.</p>
<i>ldbb</i>	<p>INTEGER. The first dimension of the array <i>bb</i>; must be at least <i>kb</i>+1.</p>
<i>vl, vu</i>	<p>REAL for chbgvx DOUBLE PRECISION for zhbgvx.</p> <p>If <i>range</i> = 'V', the lower and upper bounds of the interval to be searched for eigenvalues.</p>

	Constraint: $vl < vu$. If $range = 'A'$ or $'I'$, vl and vu are not referenced.
il, iu	INTEGER. If $range = 'I'$, the indices in ascending order of the smallest and largest eigenvalues to be returned. Constraint: $1 \leq il \leq iu \leq n$, if $n > 0$; $il=1$ and $iu=0$ if $n = 0$. If $range = 'A'$ or $'V'$, il and iu are not referenced.
$abstol$	REAL for chbgvx DOUBLE PRECISION for zhbgbvx. The absolute error tolerance for the eigenvalues. See <i>Application Notes</i> for more information.
ldz	INTEGER. The leading dimension of the output array z ; $ldz \geq 1$. If $jobz = 'V'$, $ldz \geq \max(1, n)$.
ldq	INTEGER. The leading dimension of the output array q ; $ldq \geq 1$. If $jobz = 'V'$, $ldq \geq \max(1, n)$.
$rwork$	REAL for chbgvx DOUBLE PRECISION for zhbgbvx. Workspace array, DIMENSION at least $\max(1, 7n)$.
$iwork$	INTEGER. Workspace array, DIMENSION at least $\max(1, 5n)$.

Output Parameters

ab	On exit, the contents of ab are overwritten.
bb	On exit, contains the factor s from the split Cholesky factorization $B = S^H * S$, as returned by cpbstf/zpbstf .
m	INTEGER. The total number of eigenvalues found, $0 \leq m \leq n$. If $range = 'A'$, $m = n$, and if $range = 'I'$, $m = iu-il+1$.
w	REAL for chbgvx DOUBLE PRECISION for zhbgbvx. Array $w(*)$, DIMENSION at least $\max(1, n)$. If $info = 0$, contains the eigenvalues in ascending order.
z, q	COMPLEX for chbgvx

DOUBLE COMPLEX for zhbgvx

Arrays:

z(*ldz*,*).

The second dimension of *z* must be at least $\max(1, n)$.

If *jobz* = 'V', then if *info* = 0, *z* contains the matrix *Z* of eigenvectors, with the *i*-th column of *z* holding the eigenvector associated with $w(i)$. The eigenvectors are normalized so that $Z^H * B * Z = I$.

If *jobz* = 'N', then *z* is not referenced.

q(*ldq*,*).

The second dimension of *q* must be at least $\max(1, n)$.

If *jobz* = 'V', then *q* contains the *n*-by-*n* matrix used in the reduction of $Ax = \lambda Bx$ to standard form, that is, $Cx = \lambda x$ and consequently *C* to tridiagonal form.

If *jobz* = 'N', then *q* is not referenced.

ifail

INTEGER.

Array, DIMENSION at least $\max(1, n)$.

If *jobz* = 'V', then if *info* = 0, the first *m* elements of *ifail* are zero; if *info* > 0, the *ifail* contains the indices of the eigenvectors that failed to converge.

If *jobz* = 'N', then *ifail* is not referenced.

info

INTEGER.

If *info* = 0, the execution is successful.

If *info* = -*i*, the *i*-th argument had an illegal value.

If *info* > 0, and

if $i \leq n$, the algorithm failed to converge, and *i* off-diagonal elements of an intermediate tridiagonal did not converge to zero;

if $info = n + i$, for $1 \leq i \leq n$, then *cpbstf*/*zpbstf* returned *info* = *i* and *B* is not positive-definite. The factorization of *B* could not be completed and no eigenvalues or eigenvectors were computed.

Fortran 95 Interface Notes

Routines in Fortran 95 interface have fewer arguments in the calling sequence than their FORTRAN 77 counterparts. For general conventions applied to skip redundant or restorable arguments, see [Fortran 95 Interface Conventions](#).

Specific details for the routine `hbgvx` interface are the following:

<i>ab</i>	Holds the array <i>A</i> of size $(ka+1, n)$.
<i>bb</i>	Holds the array <i>B</i> of size $(kb+1, n)$.
<i>w</i>	Holds the vector with the number of elements <i>n</i> .
<i>z</i>	Holds the matrix <i>Z</i> of size (n, n) .
<i>ifail</i>	Holds the vector with the number of elements <i>n</i> .
<i>q</i>	Holds the matrix <i>Q</i> of size (n, n) .
<i>uplo</i>	Must be 'U' or 'L'. The default value is 'U'.
<i>vl</i>	Default value for this element is $vl = -HUGE(vl)$.
<i>vu</i>	Default value for this element is $vu = HUGE(vl)$.
<i>il</i>	Default value for this argument is $il = 1$.
<i>iu</i>	Default value for this argument is $iu = n$.
<i>abstol</i>	Default value for this element is $abstol = 0.0_WP$.
<i>jobz</i>	Restored based on the presence of the argument <i>z</i> as follows: $jobz = 'V'$, if <i>z</i> is present, $jobz = 'N'$, if <i>z</i> is omitted. Note that there will be an error condition if <i>ifail</i> or <i>q</i> is present and <i>z</i> is omitted.
<i>range</i>	Restored based on the presence of arguments <i>vl</i> , <i>vu</i> , <i>il</i> , <i>iu</i> as follows: $range = 'V'$, if one of or both <i>vl</i> and <i>vu</i> are present, $range = 'I'$, if one of or both <i>il</i> and <i>iu</i> are present, $range = 'A'$, if none of <i>vl</i> , <i>vu</i> , <i>il</i> , <i>iu</i> is present, Note that there will be an error condition if one of or both <i>vl</i> and <i>vu</i> are present and at the same time one of or both <i>il</i> and <i>iu</i> are present.

Application Notes

An approximate eigenvalue is accepted as converged when it is determined to lie in an interval $[a, b]$ of width less than or equal to $abstol + \epsilon \max(|a|, |b|)$, where ϵ is the machine precision.

If *abstol* is less than or equal to zero, then $\epsilon^* ||T||_1$ will be used in its place, where *T* is the tridiagonal matrix obtained by reducing *A* to tridiagonal form. Eigenvalues will be computed most accurately when *abstol* is set to twice the underflow threshold `2*?lamch('S')`, not zero.

If this routine returns with *info* > 0, indicating that some eigenvectors did not converge, try setting *abstol* to `2*?lamch('S')`.

Generalized Nonsymmetric Eigenproblems

This section describes LAPACK driver routines used for solving generalized nonsymmetric eigenproblems. See also computational routines [computational routines](#) that can be called to solve these problems. [Table 4-14](#) lists all such driver routines for FORTRAN 77 interface. Respective routine names in Fortran 95 interface are without the first symbol (see [Routine Naming Conventions](#)).

Table 4-14 Driver Routines for Solving Generalized Nonsymmetric Eigenproblems

Routine Name	Operation performed
?gges	Computes the generalized eigenvalues, Schur form, and the left and/or right Schur vectors for a pair of nonsymmetric matrices.
?ggesx	Computes the generalized eigenvalues, Schur form, and, optionally, the left and/or right matrices of Schur vectors.
?ggeev	Computes the generalized eigenvalues, and the left and/or right generalized eigenvectors for a pair of nonsymmetric matrices.
?ggevx	Computes the generalized eigenvalues, and, optionally, the left and/or right generalized eigenvectors.

?gges

Computes the generalized eigenvalues, Schur form, and the left and/or right Schur vectors for a pair of nonsymmetric matrices.

Syntax

FORTRAN 77:

```
call sgges(jobvsl, jobvsr, sort, selctg, n, a, lda, b, ldb, sdim, alphas,
          alphas, beta, vsl, ldvsl, vsr, ldvsr, work, lwork, bwork, info)
```



```

call dgges(jobvsl, jobvsr, sort, selctg, n, a, lda, b, ldb, sdim, alphas,
alphai, beta, vsl, ldvsl, vsr, ldvsr, work, lwork, bwork, info)

call cgges(jobvsl, jobvsr, sort, selctg, n, a, lda, b, ldb, sdim, alpha, beta,
vsl, ldvsl, vsr, ldvsr, work, lwork, rwork, bwork, info)

call zgges(jobvsl, jobvsr, sort, selctg, n, a, lda, b, ldb, sdim, alpha, beta,
vsl, ldvsl, vsr, ldvsr, work, lwork, rwork, bwork, info)

```

Fortran 95:

```

call gges(a, b, alphas, alphai, beta [,vsl] [,vsr] [,select] [,sdim] [,info])
call gges(a, b, alpha, beta [, vsl] [,vsr] [,select] [,sdim] [,info])

```

Description

This routine is declared in `mkl_lapack.fi` for FORTRAN 77 interface, in `lapack.f90` for Fortran 95 interface, and in `mkl_lapack.h` for C interface.

The routine computes for a pair of n -by- n real/complex nonsymmetric matrices (A,B) , the generalized eigenvalues, the generalized real/complex Schur form (S,T) , optionally, the left and/or right matrices of Schur vectors (vsl and vsr). This gives the generalized Schur factorization

$$(A,B) = (vsl * S * vsr^H, vsl * T * vsr^H)$$

Optionally, it also orders the eigenvalues so that a selected cluster of eigenvalues appears in the leading diagonal blocks of the upper quasi-triangular matrix S and the upper triangular matrix T . The leading columns of vsl and vsr then form an orthonormal/unitary basis for the corresponding left and right eigenspaces (deflating subspaces).

(If only the generalized eigenvalues are needed, use the driver `?ggeev` instead, which is faster.)

A generalized eigenvalue for a pair of matrices (A,B) is a scalar w or a ratio $\alpha / \beta = w$, such that $A - w*B$ is singular. It is usually represented as the pair (α, β) , as there is a reasonable interpretation for $\beta=0$ or for both being zero. A pair of matrices (S,T) is in generalized real Schur form if T is upper triangular with non-negative diagonal and S is block upper triangular with 1-by-1 and 2-by-2 blocks. 1-by-1 blocks correspond to real generalized eigenvalues, while 2-by-2 blocks of S will be "standardized" by making the corresponding elements of T have the form:

$$\begin{pmatrix} a & 0 \\ 0 & b \end{pmatrix}$$

and the pair of corresponding 2-by-2 blocks in S and T will have a complex conjugate pair of generalized eigenvalues. A pair of matrices (S, T) is in generalized complex Schur form if S and T are upper triangular and, in addition, the diagonal of T are non-negative real numbers.

Input Parameters

<i>jobvsl</i>	<p>CHARACTER*1. Must be 'N' or 'V'.</p> <p>If <i>jobvsl</i> = 'N', then the left Schur vectors are not computed.</p> <p>If <i>jobvsl</i> = 'V', then the left Schur vectors are computed.</p>
<i>jobvsr</i>	<p>CHARACTER*1. Must be 'N' or 'V'.</p> <p>If <i>jobvsr</i> = 'N', then the right Schur vectors are not computed.</p> <p>If <i>jobvsr</i> = 'V', then the right Schur vectors are computed.</p>
<i>sort</i>	<p>CHARACTER*1. Must be 'N' or 'S'. Specifies whether or not to order the eigenvalues on the diagonal of the generalized Schur form.</p> <p>If <i>sort</i> = 'N', then eigenvalues are not ordered.</p> <p>If <i>sort</i> = 'S', eigenvalues are ordered (see <i>selctg</i>).</p>
<i>selctg</i>	<p>LOGICAL FUNCTION of three REAL arguments for real flavors.</p> <p>LOGICAL FUNCTION of two COMPLEX arguments for complex flavors.</p> <p><i>selctg</i> must be declared EXTERNAL in the calling subroutine.</p> <p>If <i>sort</i> = 'S', <i>selctg</i> is used to select eigenvalues to sort to the top left of the Schur form.</p> <p>If <i>sort</i> = 'N', <i>selctg</i> is not referenced.</p> <p>For real flavors:</p> <p>An eigenvalue ($\text{alphan}(j) + \text{alphai}(j)i$)/$\text{beta}(j)$ is selected if <i>selctg</i>($\text{alphan}(j)$, $\text{alphai}(j)$, $\text{beta}(j)$) is true; that is, if either one of a complex conjugate pair of eigenvalues is selected, then both complex eigenvalues are selected.</p>

Note that in the ill-conditioned case, a selected complex eigenvalue may no longer satisfy $selctg(\alpha(j), \beta(j)) = .TRUE.$ after ordering. In this case *info* is set to $n+2$.

For complex flavors:

An eigenvalue $\alpha(j) / \beta(j)$ is selected if $selctg(\alpha(j), \beta(j))$ is true.

Note that a selected complex eigenvalue may no longer satisfy $selctg(\alpha(j), \beta(j)) = .TRUE.$ after ordering, since ordering may change the value of complex eigenvalues (especially if the eigenvalue is ill-conditioned); in this case *info* is set to $n+2$ (see *info* below).

<i>n</i>	INTEGER. The order of the matrices <i>A</i> , <i>B</i> , <i>vsl</i> , and <i>vsr</i> ($n \geq 0$).
<i>a</i> , <i>b</i> , <i>work</i>	REAL for <i>sgges</i> DOUBLE PRECISION for <i>dgges</i> COMPLEX for <i>cgges</i> DOUBLE COMPLEX for <i>zgges</i> . Arrays: <i>a(lda,*)</i> is an array containing the n -by- n matrix <i>A</i> (first of the pair of matrices). The second dimension of <i>a</i> must be at least $\max(1, n)$. <i>b(ldb,*)</i> is an array containing the n -by- n matrix <i>B</i> (second of the pair of matrices). The second dimension of <i>b</i> must be at least $\max(1, n)$. <i>work</i> is a workspace array, its dimension $\max(1, lwork)$.
<i>lda</i>	INTEGER. The first dimension of the array <i>a</i> . Must be at least $\max(1, n)$.
<i>ldb</i>	INTEGER. The first dimension of the array <i>b</i> . Must be at least $\max(1, n)$.
<i>ldvsl</i> , <i>ldvsr</i>	INTEGER. The first dimensions of the output matrices <i>vsl</i> and <i>vsr</i> , respectively. Constraints: $ldvsl \geq 1$. If <i>jobvsl</i> = 'V', $ldvsl \geq \max(1, n)$. $ldvsr \geq 1$. If <i>jobvsr</i> = 'V', $ldvsr \geq \max(1, n)$.
<i>lwork</i>	INTEGER. The dimension of the array <i>work</i> .

$lwork \geq \max(1, 8n+16)$ for real flavors;

$lwork \geq \max(1, 2n)$ for complex flavors.

For good performance, $lwork$ must generally be larger. If $lwork = -1$, then a workspace query is assumed; the routine only calculates the optimal size of the $work$ array, returns this value as the first entry of the $work$ array, and no error message related to $lwork$ is issued by [xerbla](#).

$rwork$

REAL for `cgges`

DOUBLE PRECISION for `zgges`

Workspace array, DIMENSION at least $\max(1, 8n)$.

This array is used in complex flavors only.

$bwork$

LOGICAL.

Workspace array, DIMENSION at least $\max(1, n)$.

Not referenced if `sort = 'N'`.

Output Parameters

a

On exit, this array has been overwritten by its generalized Schur form S .

b

On exit, this array has been overwritten by its generalized Schur form T .

$sdim$

INTEGER.

If `sort = 'N'`, $sdim = 0$.

If `sort = 'S'`, $sdim$ is equal to the number of eigenvalues (after sorting) for which `selctg` is true.

Note that for real flavors complex conjugate pairs for which `selctg` is true for either eigenvalue count as 2.

$alphan, alphan$

REAL for `sgges`;

DOUBLE PRECISION for `dgges`.

Arrays, DIMENSION at least $\max(1, n)$ each. Contain values that form generalized eigenvalues in real flavors.

See `beta`.

$alpha$

COMPLEX for `cgges`;

DOUBLE COMPLEX for `zgges`.

Array, DIMENSION at least $\max(1, n)$. Contain values that form generalized eigenvalues in complex flavors. See `beta`.

beta

REAL for sgges
 DOUBLE PRECISION for dgges
 COMPLEX for cgges
 DOUBLE COMPLEX for zgges.
 Array, DIMENSION at least $\max(1, n)$.
For real flavors:
 On exit, $(\alpha(j) + \beta(j)i)/\beta(j)$, $j=1, \dots, n$, will be the generalized eigenvalues.
 $\alpha(j) + \beta(j)i$ and $\beta(j)$, $j=1, \dots, n$ are the diagonals of the complex Schur form (S, T) that would result if the 2-by-2 diagonal blocks of the real generalized Schur form of (A, B) were further reduced to triangular form using complex unitary transformations. If $\beta(j)$ is zero, then the j -th eigenvalue is real; if positive, then the j -th and $(j+1)$ -st eigenvalues are a complex conjugate pair, with $\beta(j+1)$ negative.
For complex flavors:
 On exit, $\alpha(j)/\beta(j)$, $j=1, \dots, n$, will be the generalized eigenvalues. $\alpha(j)$, $j=1, \dots, n$, and $\beta(j)$, $j=1, \dots, n$ are the diagonals of the complex Schur form (S, T) output by cgges/zgges. The $\beta(j)$ will be non-negative real.
 See also *Application Notes* below.

vsl, vsr

REAL for sgges
 DOUBLE PRECISION for dgges
 COMPLEX for cgges
 DOUBLE COMPLEX for zgges.
Arrays:
 $vsl(ldvsl, *)$, the second dimension of *vsl* must be at least $\max(1, n)$.
 If $jobvsl = 'V'$, this array will contain the left Schur vectors.
 If $jobvsl = 'N'$, *vsl* is not referenced.
 $vsr(ldvsr, *)$, the second dimension of *vsr* must be at least $\max(1, n)$.
 If $jobvsr = 'V'$, this array will contain the right Schur vectors.
 If $jobvsr = 'N'$, *vsr* is not referenced.

<i>work(1)</i>	On exit, if <i>info</i> = 0, then <i>work(1)</i> returns the required minimal size of <i>lwork</i> .
<i>info</i>	<p>INTEGER.</p> <p>If <i>info</i> = 0, the execution is successful.</p> <p>If <i>info</i> = -<i>i</i>, the <i>i</i>th parameter had an illegal value.</p> <p>If <i>info</i> = <i>i</i>, and</p> <p style="padding-left: 20px;"><i>i</i> ≤ <i>n</i>:</p> <p style="padding-left: 20px;">the QZ iteration failed. (<i>A</i>, <i>B</i>) is not in Schur form, but <i>alphar</i>(<i>j</i>), <i>alphai</i>(<i>j</i>) (for real flavors), or <i>alpha</i>(<i>j</i>) (for complex flavors), and <i>beta</i>(<i>j</i>), <i>j</i>=<i>info</i>+1, ..., <i>n</i> should be correct.</p> <p style="padding-left: 20px;"><i>i</i> > <i>n</i>: errors that usually indicate LAPACK problems:</p> <p style="padding-left: 20px;"><i>i</i> = <i>n</i>+1: other than QZ iteration failed in ?hgeqz;</p> <p style="padding-left: 20px;"><i>i</i> = <i>n</i>+2: after reordering, roundoff changed values of some complex eigenvalues so that leading eigenvalues in the generalized Schur form no longer satisfy <i>selctg</i> = .TRUE.. This could also be caused due to scaling;</p> <p style="padding-left: 20px;"><i>i</i> = <i>n</i>+3: reordering failed in ?tgsen.</p>

Fortran 95 Interface Notes

Routines in Fortran 95 interface have fewer arguments in the calling sequence than their FORTRAN 77 counterparts. For general conventions applied to skip redundant or restorable arguments, see [Fortran 95 Interface Conventions](#).

Specific details for the routine *gges* interface are the following:

<i>a</i>	Holds the matrix <i>A</i> of size (<i>n</i> , <i>n</i>).
<i>b</i>	Holds the matrix <i>B</i> of size (<i>n</i> , <i>n</i>).
<i>alphar</i>	Holds the vector of length <i>n</i> . Used in real flavors only.
<i>alphai</i>	Holds the vector of length <i>n</i> . Used in real flavors only.
<i>alpha</i>	Holds the vector of length <i>n</i> . Used in complex flavors only.
<i>beta</i>	Holds the vector of length <i>n</i> .
<i>vsl</i>	Holds the matrix <i>VSL</i> of size (<i>n</i> , <i>n</i>).
<i>vsr</i>	Holds the matrix <i>VSR</i> of size (<i>n</i> , <i>n</i>).
<i>jobvsl</i>	<p>Restored based on the presence of the argument <i>vsl</i> as follows:</p> <p><i>jobvsl</i> = 'V', if <i>vsl</i> is present,</p> <p><i>jobvsl</i> = 'N', if <i>vsl</i> is omitted.</p>

<i>jobvsr</i>	Restored based on the presence of the argument <i>vsr</i> as follows: <i>jobvsr</i> = 'V', if <i>vsr</i> is present, <i>jobvsr</i> = 'N', if <i>vsr</i> is omitted.
<i>sort</i>	Restored based on the presence of the argument <i>select</i> as follows: <i>sort</i> = 'S', if <i>select</i> is present, <i>sort</i> = 'N', if <i>select</i> is omitted.

Application Notes

If you are in doubt how much workspace to supply, use a generous value of *lwork* for the first run or set *lwork* = -1.

If you choose the first option and set any of admissible *lwork* sizes, which is no less than the minimal value described, the routine completes the task, though probably not so fast as with a recommended workspace, and provides the recommended workspace in the first element of the corresponding array *work* on exit. Use this value (*work*(1)) for subsequent runs.

If you set *lwork* = -1, the routine returns immediately and provides the recommended workspace in the first element of the corresponding array (*work*). This operation is called a workspace query.

Note that if you set *lwork* to less than the minimal required value and not -1, the routine returns immediately with an error exit and does not provide any information on the recommended workspace.

The quotients *alphar*(*j*)/*beta*(*j*) and *alphai*(*j*)/*beta*(*j*) may easily over- or underflow, and *beta*(*j*) may even be zero. Thus, you should avoid simply computing the ratio. However, *alphar* and *alphai* will be always less than and usually comparable with *norm*(*A*) in magnitude, and *beta* always less than and usually comparable with *norm*(*B*).

sggesx

Computes the generalized eigenvalues, Schur form, and, optionally, the left and/or right matrices of Schur vectors.

Syntax

FORTRAN 77:

```
call sggesx (jobvsl, jobvsr, sort, selctg, sense, n, a, lda, b, ldb, sdim,
            alphas, alphas, beta, vsl, ldvsl, vsr, ldvsr, rconde, rcondv, work, lwork,
            iwork, liwork, bwork, info)
```

```
call dggesx (jobvsl, jobvsr, sort, selctg, sense, n, a, lda, b, ldb, sdim,
            alphas, alphas, beta, vsl, ldvsl, vsr, ldvsr, rconde, rcondv, work, lwork,
            iwork, liwork, bwork, info)
```

```
call cggesx (jobvsl, jobvsr, sort, selctg, sense, n, a, lda, b, ldb, sdim,
            alpha, beta, vsl, ldvsl, vsr, ldvsr, rconde, rcondv, work, lwork, rwork,
            iwork, liwork, bwork, info)
```

```
call zggesx (jobvsl, jobvsr, sort, selctg, sense, n, a, lda, b, ldb, sdim,
            alpha, beta, vsl, ldvsl, vsr, ldvsr, rconde, rcondv, work, lwork, rwork,
            iwork, liwork, bwork, info)
```

Fortran 95:

```
call ggesx(a, b, alphas, alphas, beta [,vsl] [,vsr] [,select] [,sdim] [,rconde]
[, rcondv] [,info])
```

```
call ggesx(a, b, alpha, beta [, vsl] [,vsr] [,select] [,sdim] [,rconde]
[, rcondv] [, info])
```

Description

This routine is declared in `mkl_lapack.fi` for FORTRAN 77 interface, in `lapack.f90` for Fortran 95 interface, and in `mkl_lapack.h` for C interface.

The routine computes for a pair of n -by- n real/complex nonsymmetric matrices (A, B), the generalized eigenvalues, the generalized real/complex Schur form (S, T), optionally, the left and/or right matrices of Schur vectors (vsl and vsr). This gives the generalized Schur factorization

$$(A, B) = (vsl * S * vsr^H, vsl * T * vsr^H)$$

Optionally, it also orders the eigenvalues so that a selected cluster of eigenvalues appears in the leading diagonal blocks of the upper quasi-triangular matrix S and the upper triangular matrix T ; computes a reciprocal condition number for the average of the selected eigenvalues ($rconde$); and computes a reciprocal condition number for the right and left deflating subspaces corresponding to the selected eigenvalues ($rcondv$). The leading columns of vsl and vsr then form an orthonormal/unitary basis for the corresponding left and right eigenspaces (deflating subspaces).

A generalized eigenvalue for a pair of matrices (A,B) is a scalar w or a ratio $\alpha / \beta = w$, such that $A - w*B$ is singular. It is usually represented as the pair (α, β) , as there is a reasonable interpretation for $\beta=0$ or for both being zero. A pair of matrices (S,T) is in generalized real Schur form if T is upper triangular with non-negative diagonal and S is block upper triangular with 1-by-1 and 2-by-2 blocks. 1-by-1 blocks correspond to real generalized eigenvalues, while 2-by-2 blocks of S will be "standardized" by making the corresponding elements of T have the form:

$$\begin{pmatrix} a & 0 \\ 0 & b \end{pmatrix}$$

and the pair of corresponding 2-by-2 blocks in S and T will have a complex conjugate pair of generalized eigenvalues. A pair of matrices (S,T) is in generalized complex Schur form if S and T are upper triangular and, in addition, the diagonal of T are non-negative real numbers.

Input Parameters

jobvsl CHARACTER*1. Must be 'N' or 'V'.
 If *jobvsl* = 'N', then the left Schur vectors are not computed.
 If *jobvsl* = 'V', then the left Schur vectors are computed.

jobvsr CHARACTER*1. Must be 'N' or 'V'.
 If *jobvsr* = 'N', then the right Schur vectors are not computed.
 If *jobvsr* = 'V', then the right Schur vectors are computed.

<i>sort</i>	<p>CHARACTER*1. Must be 'N' or 'S'. Specifies whether or not to order the eigenvalues on the diagonal of the generalized Schur form.</p> <p>If <i>sort</i> = 'N', then eigenvalues are not ordered.</p> <p>If <i>sort</i> = 'S', eigenvalues are ordered (see <i>selctg</i>).</p>
<i>selctg</i>	<p>LOGICAL FUNCTION of three REAL arguments for real flavors.</p> <p>LOGICAL FUNCTION of two COMPLEX arguments for complex flavors.</p> <p><i>selctg</i> must be declared EXTERNAL in the calling subroutine.</p> <p>If <i>sort</i> = 'S', <i>selctg</i> is used to select eigenvalues to sort to the top left of the Schur form.</p> <p>If <i>sort</i> = 'N', <i>selctg</i> is not referenced.</p> <p>For real flavors:</p> <p>An eigenvalue $(\text{alphan}(j) + \text{alphai}(j))/\text{betan}(j)$ is selected if <i>selctg</i>(<i>alphan</i>(<i>j</i>), <i>alphai</i>(<i>j</i>), <i>betan</i>(<i>j</i>)) is true; that is, if either one of a complex conjugate pair of eigenvalues is selected, then both complex eigenvalues are selected. Note that in the ill-conditioned case, a selected complex eigenvalue may no longer satisfy <i>selctg</i>(<i>alphan</i>(<i>j</i>), <i>alphai</i>(<i>j</i>), <i>betan</i>(<i>j</i>)) = .TRUE. after ordering. In this case <i>info</i> is set to <i>n</i>+2.</p> <p>For complex flavors:</p> <p>An eigenvalue $\text{alpha}(j) / \text{betan}(j)$ is selected if <i>selctg</i>(<i>alpha</i>(<i>j</i>), <i>betan</i>(<i>j</i>)) is true.</p> <p>Note that a selected complex eigenvalue may no longer satisfy <i>selctg</i>(<i>alpha</i>(<i>j</i>), <i>betan</i>(<i>j</i>)) = .TRUE. after ordering, since ordering may change the value of complex eigenvalues (especially if the eigenvalue is ill-conditioned); in this case <i>info</i> is set to <i>n</i>+2 (see <i>info</i> below).</p>
<i>sense</i>	<p>CHARACTER*1. Must be 'N', 'E', 'V', or 'B'. Determines which reciprocal condition number are computed.</p> <p>If <i>sense</i> = 'N', none are computed;</p> <p>If <i>sense</i> = 'E', computed for average of selected eigenvalues only;</p> <p>If <i>sense</i> = 'V', computed for selected deflating subspaces only;</p> <p>If <i>sense</i> = 'B', computed for both.</p>

If *sense* is 'E', 'V', or 'B', then *sort* must equal 'S'.

n
INTEGER. The order of the matrices *A*, *B*, *vsl*, and *vsr* ($n \geq 0$).

a, *b*, *work*
REAL for *sggesx*
DOUBLE PRECISION for *dggesx*
COMPLEX for *cggesx*
DOUBLE COMPLEX for *zggesx*.
Arrays:
a(lda,)* is an array containing the *n*-by-*n* matrix *A* (first of the pair of matrices).
The second dimension of *a* must be at least $\max(1, n)$.
b(ldb,)* is an array containing the *n*-by-*n* matrix *B* (second of the pair of matrices).
The second dimension of *b* must be at least $\max(1, n)$.
work is a workspace array, its dimension $\max(1, lwork)$.

lda
INTEGER. The first dimension of the array *a*.
Must be at least $\max(1, n)$.

ldb
INTEGER. The first dimension of the array *b*.
Must be at least $\max(1, n)$.

ldvsl, *ldvsr*
INTEGER. The first dimensions of the output matrices *vsl* and *vsr*, respectively. Constraints:
 $ldvsl \geq 1$. If *jobvsl* = 'V', $ldvsl \geq \max(1, n)$.
 $ldvsr \geq 1$. If *jobvsr* = 'V', $ldvsr \geq \max(1, n)$.

lwork
INTEGER.
The dimension of the array *work*.
For real flavors:
If $n=0$ then $lwork \geq 1$.
If $n>0$ and *sense* = 'N', then $lwork \geq \max(8*n, 6*n+16)$.
If $n>0$ and *sense* = 'E', 'V', or 'B', then $lwork \geq \max(8*n, 6*n+16, 2*sdim*(n-sdim))$;
For complex flavors:
If $n=0$ then $lwork \geq 1$.
If $n>0$ and *sense* = 'N', then $lwork \geq \max(1, 2*n)$;

If $n > 0$ and $sense = 'E', 'V',$ or $'B'$, then $lwork \geq \max(1, 2*n, 2*sdim*(n-sdim))$.

Note that $2*sdim*(n-sdim) \leq n*n/2$.

An error is only returned if $lwork < \max(8*n, 6*n+16)$ for real flavors, and $lwork < \max(1, 2*n)$ for complex flavors, but if $sense = 'E', 'V',$ or $'B'$, this may not be large enough.

If $lwork = -1$, then a workspace query is assumed; the routine only calculates the bound on the optimal size of the *work* array and the minimum size of the *iwork* array, returns these values as the first entries of the *work* and *iwork* arrays, and no error message related to *lwork* or *liwork* is issued by xerbla.

rwork

REAL for cggexx

DOUBLE PRECISION for zggesx

Workspace array, DIMENSION at least $\max(1, 8n)$.

This array is used in complex flavors only.

iwork

INTEGER.

Workspace array, DIMENSION $\max(1, liwork)$.

liwork

INTEGER.

The dimension of the array *iwork*.

If $sense = 'N'$, or $n = 0$, then $liwork \geq 1$,

otherwise $liwork \geq (n+6)$ for real flavors, and $liwork \geq (n+2)$ for complex flavors.

If $liwork = -1$, then a workspace query is assumed; the routine only calculates the bound on the optimal size of the *work* array and the minimum size of the *iwork* array, returns these values as the first entries of the *work* and *iwork* arrays, and no error message related to *lwork* or *liwork* is issued by xerbla.

bwork

LOGICAL.

Workspace array, DIMENSION at least $\max(1, n)$.

Not referenced if $sort = 'N'$.

Output Parameters

<i>a</i>	On exit, this array has been overwritten by its generalized Schur form <i>S</i> .
<i>b</i>	On exit, this array has been overwritten by its generalized Schur form <i>T</i> .
<i>sdim</i>	INTEGER. If <i>sort</i> = 'N', <i>sdim</i> = 0. If <i>sort</i> = 'S', <i>sdim</i> is equal to the number of eigenvalues (after sorting) for which <i>selctg</i> is true. Note that for real flavors complex conjugate pairs for which <i>selctg</i> is true for either eigenvalue count as 2.
<i>alphar, alphas</i>	REAL for <i>sggesx</i> ; DOUBLE PRECISION for <i>dggesx</i> . Arrays, DIMENSION at least $\max(1, n)$ each. Contain values that form generalized eigenvalues in real flavors. See <i>beta</i> .
<i>alpha</i>	COMPLEX for <i>cggesx</i> ; DOUBLE COMPLEX for <i>zggesx</i> . Array, DIMENSION at least $\max(1, n)$. Contain values that form generalized eigenvalues in complex flavors. See <i>beta</i> .
<i>beta</i>	REAL for <i>sggesx</i> DOUBLE PRECISION for <i>dggesx</i> COMPLEX for <i>cggesx</i> DOUBLE COMPLEX for <i>zggesx</i> . Array, DIMENSION at least $\max(1, n)$. <i>For real flavors:</i> On exit, $(\text{alphar}(j) + \text{alphas}(j)*i)/\text{beta}(j)$, $j=1, \dots, n$ will be the generalized eigenvalues. $\text{alphar}(j) + \text{alphas}(j)*i$ and $\text{beta}(j)$, $j=1, \dots, n$ are the diagonals of the complex Schur form (S, T) that would result if the 2-by-2 diagonal blocks of the real generalized Schur form of (A, B) were further reduced to triangular form using complex unitary transformations. If $\text{alphas}(j)$ is zero, then the j -th eigenvalue is real; if positive, then the j -th and $(j+1)$ -st eigenvalues are a complex conjugate pair, with $\text{alphas}(j+1)$ negative. <i>For complex flavors:</i>

On exit, $\alpha(j)/\beta(j)$, $j=1,\dots, n$ will be the generalized eigenvalues. $\alpha(j)$, $j=1,\dots, n$, and $\beta(j)$, $j=1,\dots, n$ are the diagonals of the complex Schur form (S,T) output by `cggesx/zggesx`. The $\beta(j)$ will be non-negative real. See also *Application Notes* below.

vsl, vsr

REAL for `sggesx`
 DOUBLE PRECISION for `dggesx`
 COMPLEX for `cggesx`
 DOUBLE COMPLEX for `zggesx`.

Arrays:

`vsl(ldvsl,*)`, the second dimension of *vsl* must be at least $\max(1, n)$.

If `jobvsl = 'V'`, this array will contain the left Schur vectors.

If `jobvsl = 'N'`, *vsl* is not referenced.

`vsr(ldvsr,*)`, the second dimension of *vsr* must be at least $\max(1, n)$.

If `jobvsr = 'V'`, this array will contain the right Schur vectors.

If `jobvsr = 'N'`, *vsr* is not referenced.

rconde, rcondv

REAL for single precision flavors
 DOUBLE PRECISION for double precision flavors.

Arrays, DIMENSION (2) each

If `sense = 'E' or 'B'`, `rconde(1)` and `rconde(2)` contain the reciprocal condition numbers for the average of the selected eigenvalues.

Not referenced if `sense = 'N' or 'V'`.

If `sense = 'V' or 'B'`, `rcondv(1)` and `rcondv(2)` contain the reciprocal condition numbers for the selected deflating subspaces.

Not referenced if `sense = 'N' or 'E'`.

work(1)

On exit, if `info = 0`, then `work(1)` returns the required minimal size of *lwork*.

iwork(1)

On exit, if `info = 0`, then `iwork(1)` returns the required minimal size of *liwork*.

info

INTEGER.

If `info = 0`, the execution is successful.

If $info = -i$, the i th parameter had an illegal value.
 If $info = i$, and
 $i \leq n$:
 the QZ iteration failed. (A, B) is not in Schur form, but $alpha_r(j)$, $alpha_i(j)$ (for real flavors), or $alpha(j)$ (for complex flavors), and $beta(j)$, $j=info+1, \dots, n$ should be correct.
 $i > n$: errors that usually indicate LAPACK problems:
 $i = n+1$: other than QZ iteration failed in `?hgeqz`;
 $i = n+2$: after reordering, roundoff changed values of some complex eigenvalues so that leading eigenvalues in the generalized Schur form no longer satisfy `selctg = .TRUE..`
 This could also be caused due to scaling;
 $i = n+3$: reordering failed in `?tgsen`.

Fortran 95 Interface Notes

Routines in Fortran 95 interface have fewer arguments in the calling sequence than their FORTRAN 77 counterparts. For general conventions applied to skip redundant or restorable arguments, see [Fortran 95 Interface Conventions](#).

Specific details for the routine `ggesx` interface are the following:

<code>a</code>	Holds the matrix A of size (n, n) .
<code>b</code>	Holds the matrix B of size (n, n) .
<code>alphar</code>	Holds the vector of length n . Used in real flavors only.
<code>alpha_i</code>	Holds the vector of length n . Used in real flavors only.
<code>alpha</code>	Holds the vector of length n . Used in complex flavors only.
<code>beta</code>	Holds the vector of length n .
<code>vsl</code>	Holds the matrix VSL of size (n, n) .
<code>vsr</code>	Holds the matrix VSR of size (n, n) .
<code>rconde</code>	Holds the vector of length (2).
<code>rcondv</code>	Holds the vector of length (2).
<code>jobvsl</code>	Restored based on the presence of the argument <code>vsl</code> as follows: <code>jobvsl = 'V'</code> , if <code>vsl</code> is present, <code>jobvsl = 'N'</code> , if <code>vsl</code> is omitted.
<code>jobvsr</code>	Restored based on the presence of the argument <code>vsr</code> as follows:

	$jobvsr = 'V'$, if vsr is present, $jobvsr = 'N'$, if vsr is omitted.
$sort$	Restored based on the presence of the argument $select$ as follows: $sort = 'S'$, if $select$ is present, $sort = 'N'$, if $select$ is omitted.
$sense$	Restored based on the presence of arguments $rconde$ and $rcondv$ as follows: $sense = 'B'$, if both $rconde$ and $rcondv$ are present, $sense = 'E'$, if $rconde$ is present and $rcondv$ omitted, $sense = 'V'$, if $rconde$ is omitted and $rcondv$ present, $sense = 'N'$, if both $rconde$ and $rcondv$ are omitted.

Note that there will be an error condition if $rconde$ or $rcondv$ are present and $select$ is omitted.

Application Notes

If you are in doubt how much workspace to supply, use a generous value of $lwork$ (or $liwork$) for the first run or set $lwork = -1$ ($liwork = -1$).

If you choose the first option and set any of admissible $lwork$ (or $liwork$) sizes, which is no less than the minimal value described, the routine completes the task, though probably not so fast as with a recommended workspace, and provides the recommended workspace in the first element of the corresponding array ($work, iwork$) on exit. Use this value ($work(1), iwork(1)$) for subsequent runs.

If you set $lwork = -1$, the routine returns immediately and provides the recommended workspace in the first element of the corresponding array ($work, iwork$). This operation is called a workspace query.

Note that if you set $lwork$ ($liwork$) to less than the minimal required value and not -1, the routine returns immediately with an error exit and does not provide any information on the recommended workspace.

The quotients $\alpha(j)/\beta(j)$ and $\alpha_i(j)/\beta(j)$ may easily over- or underflow, and $\beta(j)$ may even be zero. Thus, you should avoid simply computing the ratio. However, α and α_i will be always less than and usually comparable with $\text{norm}(A)$ in magnitude, and β always less than and usually comparable with $\text{norm}(B)$.

?ggeev

Computes the generalized eigenvalues, and the left and/or right generalized eigenvectors for a pair of nonsymmetric matrices.

Syntax

FORTRAN 77:

```
call sggev(jobvl, jobvr, n, a, lda, b, ldb, alphas, alphas, beta, vl, ldvl,
vr, ldvr, work, lwork, info)

call dggev(jobvl, jobvr, n, a, lda, b, ldb, alphas, alphas, beta, vl, ldvl,
vr, ldvr, work, lwork, info)

call cggev(jobvl, jobvr, n, a, lda, b, ldb, alpha, beta, vl, ldvl, vr, ldvr,
work, lwork, rwork, info)

call zggev(jobvl, jobvr, n, a, lda, b, ldb, alpha, beta, vl, ldvl, vr, ldvr,
work, lwork, rwork, info)
```

Fortran 95:

```
call ggev(a, b, alphas, alphas, beta [,vl] [,vr] [,info])
call ggev(a, b, alpha, beta [, vl] [,vr] [,info])
```

Description

This routine is declared in `mkl_lapack.fi` for FORTRAN 77 interface, in `lapack.f90` for Fortran 95 interface, and in `mkl_lapack.h` for C interface.

The routine computes for a pair of n -by- n real/complex nonsymmetric matrices (A,B) , the generalized eigenvalues, and optionally, the left and/or right generalized eigenvectors.

A generalized eigenvalue for a pair of matrices (A,B) is a scalar λ or a ratio $\alpha / \beta = \lambda$, such that $A - \lambda*B$ is singular. It is usually represented as the pair (α, β) , as there is a reasonable interpretation for $\beta = 0$ and even for both being zero.

The right generalized eigenvector $v(j)$ corresponding to the generalized eigenvalue $\lambda(j)$ of (A,B) satisfies

$$A*v(j) = \lambda(j)*B*v(j).$$

The left generalized eigenvector $u(j)$ corresponding to the generalized eigenvalue $\lambda(j)$ of (A, B) satisfies

$$u(j)^H A = \lambda(j) * u(j)^H B$$

where $u(j)^H$ denotes the conjugate transpose of $u(j)$.

Input Parameters

<i>jobvl</i>	<p>CHARACTER*1. Must be 'N' or 'V'.</p> <p>If <i>jobvl</i> = 'N', the left generalized eigenvectors are not computed;</p> <p>If <i>jobvl</i> = 'V', the left generalized eigenvectors are computed.</p>
<i>jobvr</i>	<p>CHARACTER*1. Must be 'N' or 'V'.</p> <p>If <i>jobvr</i> = 'N', the right generalized eigenvectors are not computed;</p> <p>If <i>jobvr</i> = 'V', the right generalized eigenvectors are computed.</p>
<i>n</i>	<p>INTEGER. The order of the matrices <i>A</i>, <i>B</i>, <i>vl</i>, and <i>vr</i> ($n \geq 0$).</p>
<i>a</i> , <i>b</i> , <i>work</i>	<p>REAL for sggev DOUBLE PRECISION for dggev COMPLEX for cggev DOUBLE COMPLEX for zggev.</p> <p>Arrays: <i>a</i>(<i>lda</i>,*) is an array containing the n-by-n matrix <i>A</i> (first of the pair of matrices). The second dimension of <i>a</i> must be at least $\max(1, n)$. <i>b</i>(<i>ldb</i>,*) is an array containing the n-by-n matrix <i>B</i> (second of the pair of matrices). The second dimension of <i>b</i> must be at least $\max(1, n)$. <i>work</i> is a workspace array, its dimension $\max(1, lwork)$.</p>
<i>lda</i>	<p>INTEGER. The first dimension of the array <i>a</i>. Must be at least $\max(1, n)$.</p>
<i>ldb</i>	<p>INTEGER. The first dimension of the array <i>b</i>. Must be at least $\max(1, n)$.</p>

<i>ldvl, ldvr</i>	<p>INTEGER. The first dimensions of the output matrices <i>vl</i> and <i>vr</i>, respectively.</p> <p>Constraints:</p> <p>$ldvl \geq 1$. If <i>jobvl</i> = 'V', $ldvl \geq \max(1, n)$.</p> <p>$ldvr \geq 1$. If <i>jobvr</i> = 'V', $ldvr \geq \max(1, n)$.</p>
<i>lwork</i>	<p>INTEGER.</p> <p>The dimension of the array <i>work</i>.</p> <p>$lwork \geq \max(1, 8n+16)$ for real flavors;</p> <p>$lwork \geq \max(1, 2n)$ for complex flavors.</p> <p>For good performance, <i>lwork</i> must generally be larger. If <i>lwork</i> = -1, then a workspace query is assumed; the routine only calculates the optimal size of the <i>work</i> array, returns this value as the first entry of the <i>work</i> array, and no error message related to <i>lwork</i> is issued by xerbla.</p>
<i>rwork</i>	<p>REAL for <i>cggev</i></p> <p>DOUBLE PRECISION for <i>zggev</i></p> <p>Workspace array, DIMENSION at least $\max(1, 8n)$.</p> <p>This array is used in complex flavors only.</p>

Output Parameters

<i>a, b</i>	On exit, these arrays have been overwritten.
<i>alphar, alphas</i>	<p>REAL for <i>sggev</i>;</p> <p>DOUBLE PRECISION for <i>dggev</i>.</p> <p>Arrays, DIMENSION at least $\max(1, n)$ each. Contain values that form generalized eigenvalues in real flavors.</p> <p>See <i>beta</i>.</p>
<i>alpha</i>	<p>COMPLEX for <i>cggev</i>;</p> <p>DOUBLE COMPLEX for <i>zggev</i>.</p> <p>Array, DIMENSION at least $\max(1, n)$. Contain values that form generalized eigenvalues in complex flavors. See <i>beta</i>.</p>
<i>beta</i>	<p>REAL for <i>sggev</i></p> <p>DOUBLE PRECISION for <i>dggev</i></p> <p>COMPLEX for <i>cggev</i></p> <p>DOUBLE COMPLEX for <i>zggev</i>.</p> <p>Array, DIMENSION at least $\max(1, n)$.</p>

vl, vr

For real flavors:

On exit, $(\alpha(j) + \beta(j)i)/\beta(j)$, $j=1, \dots, n$, are the generalized eigenvalues.

If $\beta(j)$ is zero, then the j -th eigenvalue is real; if positive, then the j -th and $(j+1)$ -st eigenvalues are a complex conjugate pair, with $\beta(j+1)$ negative.

For complex flavors:

On exit, $\alpha(j)/\beta(j)$, $j=1, \dots, n$, are the generalized eigenvalues.

See also *Application Notes* below.

REAL for sggev

DOUBLE PRECISION for dggev

COMPLEX for cggev

DOUBLE COMPLEX for zggev.

Arrays:

vl(ldvl,)*; the second dimension of *vl* must be at least $\max(1, n)$.

If *jobvl* = 'V', the left generalized eigenvectors $u(j)$ are stored one after another in the columns of *vl*, in the same order as their eigenvalues. Each eigenvector is scaled so the largest component has $\text{abs}(\text{Re}) + \text{abs}(\text{Im}) = 1$.

If *jobvl* = 'N', *vl* is not referenced.

For real flavors:

If the j -th eigenvalue is real, then $u(j) = vl(:, j)$, the j -th column of *vl*.

If the j -th and $(j+1)$ -st eigenvalues form a complex conjugate pair, then $u(j) = vl(:, j) + i*vl(:, j+1)$ and $u(j+1) = vl(:, j) - i*vl(:, j+1)$, where $i = \text{sqrt}(-1)$.

For complex flavors:

$u(j) = vl(:, j)$, the j -th column of *vl*.

vr(ldvr,)*; the second dimension of *vr* must be at least $\max(1, n)$.

If *jobvr* = 'V', the right generalized eigenvectors $v(j)$ are stored one after another in the columns of *vr*, in the same order as their eigenvalues. Each eigenvector is scaled so the largest component has $\text{abs}(\text{Re}) + \text{abs}(\text{Im}) = 1$.

If *jobvr* = 'N', *vr* is not referenced.

For real flavors:
 If the j -th eigenvalue is real, then $v(j) = vr(:, j)$, the j -th column of vr .
 If the j -th and $(j+1)$ -st eigenvalues form a complex conjugate pair, then $v(j) = vr(:, j) + i*vr(:, j+1)$ and $v(j+1) = vr(:, j) - i*vr(:, j+1)$.
For complex flavors:
 $v(j) = vr(:, j)$, the j -th column of vr .
 On exit, if $info = 0$, then $work(1)$ returns the required minimal size of $lwork$.
 $info$ INTEGER.
 If $info = 0$, the execution is successful.
 If $info = -i$, the i -th parameter had an illegal value.
 If $info = i$, and
 $i \leq n$: the QZ iteration failed. No eigenvectors have been calculated, but $alphar(j)$, $alpha_i(j)$ (for real flavors), or $alpha(j)$ (for complex flavors), and $beta(j)$, $j=info+1, \dots, n$ should be correct.
 $i > n$: errors that usually indicate LAPACK problems:
 $i = n+1$: other than QZ iteration failed in [?hgeqz](#);
 $i = n+2$: error return from [?tgevc](#).

Fortran 95 Interface Notes

Routines in Fortran 95 interface have fewer arguments in the calling sequence than their FORTRAN 77 counterparts. For general conventions applied to skip redundant or restorable arguments, see [Fortran 95 Interface Conventions](#).

Specific details for the routine `ggevc` interface are the following:

<code>a</code>	Holds the matrix A of size (n, n) .
<code>b</code>	Holds the matrix B of size (n, n) .
<code>alphar</code>	Holds the vector of length n . Used in real flavors only.
<code>alpha_i</code>	Holds the vector of length n . Used in real flavors only.
<code>alpha</code>	Holds the vector of length n . Used in complex flavors only.
<code>beta</code>	Holds the vector of length n .
<code>vl</code>	Holds the matrix VL of size (n, n) .
<code>vr</code>	Holds the matrix VR of size (n, n) .

<i>jobvl</i>	Restored based on the presence of the argument <i>vl</i> as follows: <i>jobvl</i> = 'V', if <i>vl</i> is present, <i>jobvl</i> = 'N', if <i>vl</i> is omitted.
<i>jobvr</i>	Restored based on the presence of the argument <i>vr</i> as follows: <i>jobvr</i> = 'V', if <i>vr</i> is present, <i>jobvr</i> = 'N', if <i>vr</i> is omitted.

Application Notes

If you are in doubt how much workspace to supply, use a generous value of *lwork* for the first run or set *lwork* = -1.

If you choose the first option and set any of admissible *lwork* sizes, which is no less than the minimal value described, the routine completes the task, though probably not so fast as with a recommended workspace, and provides the recommended workspace in the first element of the corresponding array *work* on exit. Use this value (*work*(1)) for subsequent runs.

If you set *lwork* = -1, the routine returns immediately and provides the recommended workspace in the first element of the corresponding array (*work*). This operation is called a workspace query.

Note that if you set *lwork* to less than the minimal required value and not -1, the routine returns immediately with an error exit and does not provide any information on the recommended workspace.

The quotients *alphar*(j)/*beta*(j) and *alphai*(j)/*beta*(j) may easily over- or underflow, and *beta*(j) may even be zero. Thus, you should avoid simply computing the ratio. However, *alphar* and *alphai* (for real flavors) or *alpha* (for complex flavors) will be always less than and usually comparable with *norm*(A) in magnitude, and *beta* always less than and usually comparable with *norm*(B).

?ggev

Computes the generalized eigenvalues, and, optionally, the left and/or right generalized eigenvectors.

Syntax

FORTRAN 77:

```
call sggev(balanc, jobvl, jobvr, sense, n, a, lda, b, ldb, alphas, alphas,
beta, vl, ldvl, vr, ldvr, ilo, ihi, lscale, rscale, abnrm, bbnrm, rconde,
rcondv, work, lwork, iwork, bwork, info)

call dggev(balanc, jobvl, jobvr, sense, n, a, lda, b, ldb, alphas, alphas,
beta, vl, ldvl, vr, ldvr, ilo, ihi, lscale, rscale, abnrm, bbnrm, rconde,
rcondv, work, lwork, iwork, bwork, info)

call cggev(balanc, jobvl, jobvr, sense, n, a, lda, b, ldb, alpha, beta, vl,
ldvl, vr, ldvr, ilo, ihi, lscale, rscale, abnrm, bbnrm, rconde, rcondv, work,
lwork, rwork, iwork, bwork, info)

call zggev(balanc, jobvl, jobvr, sense, n, a, lda, b, ldb, alpha, beta, vl,
ldvl, vr, ldvr, ilo, ihi, lscale, rscale, abnrm, bbnrm, rconde, rcondv, work,
lwork, rwork, iwork, bwork, info)
```

Fortran 95:

```
call ggev(a, b, alphas, alphas, beta [,vl] [,vr] [,balanc] [,ilo] [,ihi] [,
lscale] [,rscale] [,abnrm] [,bbnrm] [,rconde] [,rcondv] [,info])

call ggev(a, b, alpha, beta [, vl] [,vr] [,balanc] [,ilo] [,ihi] [,lscale]
[, rscale] [,abnrm] [,bbnrm] [,rconde] [,rcondv] [,info])
```

Description

This routine is declared in `mkl_lapack.fi` for FORTRAN 77 interface, in `lapack.f90` for Fortran 95 interface, and in `mkl_lapack.h` for C interface.

The routine computes for a pair of n -by- n real/complex nonsymmetric matrices (A,B) , the generalized eigenvalues, and optionally, the left and/or right generalized eigenvectors.

Optionally also, it computes a balancing transformation to improve the conditioning of the eigenvalues and eigenvectors (*ilo*, *ihi*, *lscale*, *rscale*, *abnrm*, and *bbnrm*), reciprocal condition numbers for the eigenvalues (*rconde*), and reciprocal condition numbers for the right eigenvectors (*rcondv*).

A generalized eigenvalue for a pair of matrices (A, B) is a scalar λ or a ratio $\alpha / \beta = \lambda$, such that $A - \lambda * B$ is singular. It is usually represented as the pair (α, β), as there is a reasonable interpretation for $\beta=0$ and even for both being zero. The right generalized eigenvector $v(j)$ corresponding to the generalized eigenvalue $\lambda(j)$ of (A, B) satisfies

$$A * v(j) = \lambda(j) * B * v(j).$$

The left generalized eigenvector $u(j)$ corresponding to the generalized eigenvalue $\lambda(j)$ of (A, B) satisfies

$$u(j)^H * A = \lambda(j) * u(j)^H * B$$

where $u(j)^H$ denotes the conjugate transpose of $u(j)$.

Input Parameters

<i>balanc</i>	<p>CHARACTER*1. Must be 'N', 'P', 'S', or 'B'. Specifies the balance option to be performed.</p> <p>If <i>balanc</i> = 'N', do not diagonally scale or permute;</p> <p>If <i>balanc</i> = 'P', permute only;</p> <p>If <i>balanc</i> = 'S', scale only;</p> <p>If <i>balanc</i> = 'B', both permute and scale.</p> <p>Computed reciprocal condition numbers will be for the matrices after balancing and/or permuting. Permuting does not change condition numbers (in exact arithmetic), but balancing does.</p>
<i>jobvl</i>	<p>CHARACTER*1. Must be 'N' or 'V'.</p> <p>If <i>jobvl</i> = 'N', the left generalized eigenvectors are not computed;</p> <p>If <i>jobvl</i> = 'V', the left generalized eigenvectors are computed.</p>
<i>jobvr</i>	<p>CHARACTER*1. Must be 'N' or 'V'.</p> <p>If <i>jobvr</i> = 'N', the right generalized eigenvectors are not computed;</p>

If $jobvr = 'V'$, the right generalized eigenvectors are computed.

sense CHARACTER*1. Must be 'N', 'E', 'V', or 'B'. Determines which reciprocal condition number are computed.
 If $sense = 'N'$, none are computed;
 If $sense = 'E'$, computed for eigenvalues only;
 If $sense = 'V'$, computed for eigenvectors only;
 If $sense = 'B'$, computed for eigenvalues and eigenvectors.

n INTEGER. The order of the matrices A , B , vl , and vr ($n \geq 0$).

a, b, work REAL for `sggevx`
 DOUBLE PRECISION for `dggevx`
 COMPLEX for `cggevx`
 DOUBLE COMPLEX for `zggevx`.

Arrays:
 $a(lda,*)$ is an array containing the n -by- n matrix A (first of the pair of matrices).
 The second dimension of a must be at least $\max(1, n)$.
 $b(l db,*)$ is an array containing the n -by- n matrix B (second of the pair of matrices).
 The second dimension of b must be at least $\max(1, n)$.
 $work$ is a workspace array, its dimension $\max(1, lwork)$.

lda INTEGER. The first dimension of the array a .
 Must be at least $\max(1, n)$.

ldb INTEGER. The first dimension of the array b .
 Must be at least $\max(1, n)$.

ldvl, ldvr INTEGER. The first dimensions of the output matrices vl and vr , respectively.
Constraints:
 $ldvl \geq 1$. If $jobvl = 'V'$, $ldvl \geq \max(1, n)$.
 $ldvr \geq 1$. If $jobvr = 'V'$, $ldvr \geq \max(1, n)$.

lwork INTEGER.
 The dimension of the array $work$. $lwork \geq \max(1, 2*n)$;
For real flavors:

If *balanc* = 'S', or 'B', or *jobvl* = 'V', or *jobvr* = 'V', then $lwork \geq \max(1, 6*n)$;
 if *sense* = 'E', or 'B', then $lwork \geq \max(1, 10*n)$;
 if *sense* = 'V', or 'B', $lwork \geq (2n^2 + 8*n + 16)$.
For complex flavors:
 if *sense* = 'E', $lwork \geq \max(1, 4*n)$;
 if *sense* = 'V', or 'B', $lwork \geq \max(1, 2*n^2 + 2*n)$.
 If *lwork* = -1, then a workspace query is assumed; the routine only calculates the optimal size of the *work* array, returns this value as the first entry of the *work* array, and no error message related to *lwork* is issued by [xerbla](#).

rwork

REAL for *cggevx*
 DOUBLE PRECISION for *zggevx*
 Workspace array, DIMENSION at least $\max(1, 6*n)$ if *balanc* = 'S', or 'B', and at least $\max(1, 2*n)$ otherwise.
 This array is used in complex flavors only.

iwork

INTEGER.
 Workspace array, DIMENSION at least $(n+6)$ for real flavors and at least $(n+2)$ for complex flavors.
 Not referenced if *sense* = 'E'.

bwork

LOGICAL. Workspace array, DIMENSION at least $\max(1, n)$.
 Not referenced if *sense* = 'N'.

Output Parameters

a, b

On exit, these arrays have been overwritten.
 If *jobvl* = 'V' or *jobvr* = 'V' or both, then *a* contains the first part of the real Schur form of the “balanced” versions of the input *A* and *B*, and *b* contains its second part.

alphar, alphas

REAL for *sggevx*;
 DOUBLE PRECISION for *dggevx*.
 Arrays, DIMENSION at least $\max(1, n)$ each. Contain values that form generalized eigenvalues in real flavors.
 See *beta*.

alpha

COMPLEX for *cggevx*;

beta

DOUBLE COMPLEX for zggevz.
 Array, DIMENSION at least $\max(1, n)$. Contain values that form generalized eigenvalues in complex flavors. See *beta*.

REAL for sggevz
 DOUBLE PRECISION for dggevz
 COMPLEX for cggevz
 DOUBLE COMPLEX for zggevz.
 Array, DIMENSION at least $\max(1, n)$.
For real flavors:
 On exit, $(\alpha(j) + \beta(j)i)/\beta(j)$, $j=1, \dots, n$, will be the generalized eigenvalues.
 If $\beta(j)$ is zero, then the j -th eigenvalue is real; if positive, then the j -th and $(j+1)$ -st eigenvalues are a complex conjugate pair, with $\beta(j+1)$ negative.
For complex flavors:
 On exit, $\alpha(j)/\beta(j)$, $j=1, \dots, n$, will be the generalized eigenvalues.
 See also *Application Notes* below.

vl, vr

REAL for sggevz
 DOUBLE PRECISION for dggevz
 COMPLEX for cggevz
 DOUBLE COMPLEX for zggevz.
Arrays:
 $vl(ldvl, *)$; the second dimension of vl must be at least $\max(1, n)$.
 If $jobvl = 'V'$, the left generalized eigenvectors $u(j)$ are stored one after another in the columns of vl , in the same order as their eigenvalues. Each eigenvector will be scaled so the largest component have $\text{abs}(\text{Re}) + \text{abs}(\text{Im}) = 1$.
 If $jobvl = 'N'$, vl is not referenced.
For real flavors:
 If the j -th eigenvalue is real, then $u(j) = vl(:, j)$, the j -th column of vl .
 If the j -th and $(j+1)$ -st eigenvalues form a complex conjugate pair, then $u(j) = vl(:, j) + i*vl(:, j+1)$ and $u(j+1) = vl(:, j) - i*vl(:, j+1)$, where $i = \text{sqrt}(-1)$.
For complex flavors:

$u(j) = vl(:, j)$, the j -th column of vl .

$vr(ldvr, *)$; the second dimension of vr must be at least $\max(1, n)$.

If $jobvr = 'V'$, the right generalized eigenvectors $v(j)$ are stored one after another in the columns of vr , in the same order as their eigenvalues. Each eigenvector will be scaled so the largest component have $\text{abs}(\text{Re}) + \text{abs}(\text{Im}) = 1$.

If $jobvr = 'N'$, vr is not referenced.

For real flavors:

If the j -th eigenvalue is real, then $v(j) = vr(:, j)$, the j -th column of vr .

If the j -th and $(j+1)$ -st eigenvalues form a complex conjugate pair, then $v(j) = vr(:, j) + i*vr(:, j+1)$ and $v(j+1) = vr(:, j) - i*vr(:, j+1)$.

For complex flavors:

$v(j) = vr(:, j)$, the j -th column of vr .

ilo, ihi

INTEGER. *ilo* and *ihi* are integer values such that on exit $A(i, j) = 0$ and $B(i, j) = 0$ if $i > j$ and $j = 1, \dots, ilo-1$ or $i = ihi+1, \dots, n$.

If $balanc = 'N'$ or $'S'$, $ilo = 1$ and $ihi = n$.

lscale, rscale

REAL for single-precision flavors

DOUBLE PRECISION for double-precision flavors.

Arrays, DIMENSION at least $\max(1, n)$ each.

lscale contains details of the permutations and scaling factors applied to the left side of A and B .

If $PL(j)$ is the index of the row interchanged with row j , and $DL(j)$ is the scaling factor applied to row j , then

$lscale(j) = PL(j)$, for $j = 1, \dots, ilo-1$

$= DL(j)$, for $j = ilo, \dots, ihi$

$= PL(j)$ for $j = ihi+1, \dots, n$.

The order in which the interchanges are made is n to $ihi+1$, then 1 to $ilo-1$.

rscale contains details of the permutations and scaling factors applied to the right side of A and B .

If $PR(j)$ is the index of the column interchanged with column j , and $DR(j)$ is the scaling factor applied to column j , then

$rscale(j) = PR(j)$, for $j = 1, \dots, ilo-1$

$= DR(j)$, for $j = ilo, \dots, ihi$
 $= PR(j)$ for $j = ihi+1, \dots, n$.
 The order in which the interchanges are made is n to $ihi+1$, then 1 to $ilo-1$.

abnrm, bbnrm REAL for single-precision flavors
 DOUBLE PRECISION for double-precision flavors.
 The one-norms of the balanced matrices A and B , respectively.

rconde, rcondv REAL for single precision flavors DOUBLE PRECISION for double precision flavors.
 Arrays, DIMENSION at least $\max(1, n)$ each.
 If $sense = 'E'$, or $'B'$, *rconde* contains the reciprocal condition numbers of the eigenvalues, stored in consecutive elements of the array. For a complex conjugate pair of eigenvalues two consecutive elements of *rconde* are set to the same value. Thus *rconde(j)*, *rcondv(j)*, and the j -th columns of *vl* and *vr* all correspond to the same eigenpair (but not in general the j -th eigenpair, unless all eigenpairs are selected).
 If $sense = 'N'$, or $'V'$, *rconde* is not referenced.
 If $sense = 'V'$, or $'B'$, *rcondv* contains the estimated reciprocal condition numbers of the eigenvectors, stored in consecutive elements of the array. For a complex eigenvector two consecutive elements of *rcondv* are set to the same value.
 If the eigenvalues cannot be reordered to compute *rcondv(j)*, *rcondv(j)* is set to 0; this can only occur when the true value would be very small anyway.
 If $sense = 'N'$, or $'E'$, *rcondv* is not referenced.

work(1) On exit, if $info = 0$, then *work(1)* returns the required minimal size of *lwork*.

info INTEGER.
 If $info = 0$, the execution is successful.
 If $info = -i$, the i -th parameter had an illegal value.
 If $info = i$, and
 $i \leq n$:

the *QZ* iteration failed. No eigenvectors have been calculated, but *alphar*(*j*), *alphai*(*j*) (for real flavors), or *alpha*(*j*) (for complex flavors), and *beta*(*j*), *j*=*info*+1, ..., *n* should be correct.

i > *n*: errors that usually indicate LAPACK problems:

i = *n*+1: other than *QZ* iteration failed in [?hgeqz](#);

i = *n*+2: error return from [?tgevc](#).

Fortran 95 Interface Notes

Routines in Fortran 95 interface have fewer arguments in the calling sequence than their FORTRAN 77 counterparts. For general conventions applied to skip redundant or restorable arguments, see [Fortran 95 Interface Conventions](#).

Specific details for the routine *ggevx* interface are the following:

<i>a</i>	Holds the matrix <i>A</i> of size (<i>n</i> , <i>n</i>).
<i>b</i>	Holds the matrix <i>B</i> of size (<i>n</i> , <i>n</i>).
<i>alphar</i>	Holds the vector of length <i>n</i> . Used in real flavors only.
<i>alphai</i>	Holds the vector of length <i>n</i> . Used in real flavors only.
<i>alpha</i>	Holds the vector of length <i>n</i> . Used in complex flavors only.
<i>beta</i>	Holds the vector of length <i>n</i> .
<i>vl</i>	Holds the matrix <i>VL</i> of size (<i>n</i> , <i>n</i>).
<i>vr</i>	Holds the matrix <i>VR</i> of size (<i>n</i> , <i>n</i>).
<i>lscale</i>	Holds the vector of length <i>n</i> .
<i>rscale</i>	Holds the vector of length <i>n</i> .
<i>rconde</i>	Holds the vector of length <i>n</i> .
<i>rcondv</i>	Holds the vector of length <i>n</i> .
<i>balanc</i>	Must be 'N', 'B', or 'P'. The default value is 'N'.
<i>jobvl</i>	Restored based on the presence of the argument <i>vl</i> as follows: <i>jobvl</i> = 'V', if <i>vl</i> is present, <i>jobvl</i> = 'N', if <i>vl</i> is omitted.
<i>jobvr</i>	Restored based on the presence of the argument <i>vr</i> as follows: <i>jobvr</i> = 'V', if <i>vr</i> is present, <i>jobvr</i> = 'N', if <i>vr</i> is omitted.

sense Restored based on the presence of arguments *rconde* and *rcondv* as follows:

sense = 'B', if both *rconde* and *rcondv* are present,
sense = 'E', if *rconde* is present and *rcondv* omitted,
sense = 'V', if *rconde* is omitted and *rcondv* present,
sense = 'N', if both *rconde* and *rcondv* are omitted.

Application Notes

If you are in doubt how much workspace to supply, use a generous value of *lwork* for the first run or set *lwork* = -1.

If you choose the first option and set any of admissible *lwork* sizes, which is no less than the minimal value described, the routine completes the task, though probably not so fast as with a recommended workspace, and provides the recommended workspace in the first element of the corresponding array *work* on exit. Use this value (*work*(1)) for subsequent runs.

If you set *lwork* = -1, the routine returns immediately and provides the recommended workspace in the first element of the corresponding array (*work*). This operation is called a workspace query.

Note that if you set *lwork* to less than the minimal required value and not -1, the routine returns immediately with an error exit and does not provide any information on the recommended workspace.

The quotients *alphar*(j)/*beta*(j) and *alphai*(j)/*beta*(j) may easily over- or underflow, and *beta*(j) may even be zero. Thus, you should avoid simply computing the ratio. However, *alphar* and *alphai* (for real flavors) or *alpha* (for complex flavors) will be always less than and usually comparable with *norm*(A) in magnitude, and *beta* always less than and usually comparable with *norm*(B).

LAPACK Auxiliary and Utility Routines

5

This chapter describes the Intel® Math Kernel Library implementation of LAPACK [auxiliary](#) and [utility routines](#). The library includes auxiliary routines for both real and complex data.

Auxiliary Routines

Routine naming conventions, mathematical notation, and matrix storage schemes used for LAPACK auxiliary routines are the same as for the driver and computational routines described in previous chapters.

The table below summarizes information about the available LAPACK auxiliary routines.

Table 5-1 LAPACK Auxiliary Routines

Routine Name	Data Types	Description
?lacgv	c, z	Conjugates a complex vector.
?lacrm	c, z	Multiplies a complex matrix by a square real matrix.
?lacrt	c, z	Performs a linear transformation of a pair of complex vectors.
?laesy	c, z	Computes the eigenvalues and eigenvectors of a 2-by-2 complex symmetric matrix.
?rot	c, z	Applies a plane rotation with real cosine and complex sine to a pair of complex vectors.
?spmv	c, z	Computes a matrix-vector product for complex vectors using a complex symmetric packed matrix
?spr	c, z	Performs the symmetrical rank-1 update of a complex symmetric packed matrix.
?symv	c, z	Computes a matrix-vector product for a complex symmetric matrix.
?syr	c, z	Performs the symmetric rank-1 update of a complex symmetric matrix.

Routine Name	Data Types	Description
i?max1	c, z	Finds the index of the vector element whose real part has maximum absolute value.
?sum1	sc, dz	Forms the 1-norm of the complex vector using the true absolute value.
?gbtf2	s, d, c, z	Computes the LU factorization of a general band matrix using the unblocked version of the algorithm.
?gebd2	s, d, c, z	Reduces a general matrix to bidiagonal form using an unblocked algorithm.
?gehd2	s, d, c, z	Reduces a general square matrix to upper Hessenberg form using an unblocked algorithm.
?gelq2	s, d, c, z	Computes the LQ factorization of a general rectangular matrix using an unblocked algorithm.
?geql2	s, d, c, z	Computes the QL factorization of a general rectangular matrix using an unblocked algorithm.
?geqr2	s, d, c, z	Computes the QR factorization of a general rectangular matrix using an unblocked algorithm.
?gerq2	s, d, c, z	Computes the RQ factorization of a general rectangular matrix using an unblocked algorithm.
?gesc2	s, d, c, z	Solves a system of linear equations using the LU factorization with complete pivoting computed by ?getc2 .
?getc2	s, d, c, z	Computes the LU factorization with complete pivoting of the general n-by-n matrix.
?getf2	s, d, c, z	Computes the LU factorization of a general m -by- n matrix using partial pivoting with row interchanges (unblocked algorithm).
?gtts2	s, d, c, z	Solves a system of linear equations with a tridiagonal matrix using the LU factorization computed by ?gttrf .
?isnan	s, d,	Tests input for NaN.

Routine Name	Data Types	Description
?laisnan	s, d,	Tests input for NaN by comparing itwo arguments for inequality.
?labrd	s, d, c, z	Reduces the first <i>nb</i> rows and columns of a general matrix to a bidiagonal form.
?lacn2	s, d, c, z	Estimates the 1-norm of a square matrix, using reverse communication for evaluating matrix-vector products.
?lacon	s, d, c, z	Estimates the 1-norm of a square matrix, using reverse communication for evaluating matrix-vector products.
?lacpy	s, d, c, z	Copies all or part of one two-dimensional array to another.
?ladiw	s, d, c, z	Performs complex division in real arithmetic, avoiding unnecessary overflow.
?lae2	s, d	Computes the eigenvalues of a 2-by-2 symmetric matrix.
?laebz	s, d	Computes the number of eigenvalues of a real symmetric tridiagonal matrix which are less than or equal to a given value, and performs other tasks required by the routine ?stebz .
?laed0	s, d, c, z	Used by ?stedc . Computes all eigenvalues and corresponding eigenvectors of an unreduced symmetric tridiagonal matrix using the divide and conquer method.
?laed1	s, d	Used by sstedc / dstedc . Computes the updated eigensystem of a diagonal matrix after modification by a rank-one symmetric matrix. Used when the original matrix is tridiagonal.
?laed2	s, d	Used by sstedc / dstedc . Merges eigenvalues and deflates secular equation. Used when the original matrix is tridiagonal.
?laed3	s, d	Used by sstedc / dstedc . Finds the roots of the secular equation and updates the eigenvectors. Used when the original matrix is tridiagonal.

Routine Name	Data Types	Description
?laed4	s, d	Used by <code>sstedc/dstedc</code> . Finds a single root of the secular equation.
?laed5	s, d	Used by <code>sstedc/dstedc</code> . Solves the 2-by-2 secular equation.
?laed6	s, d	Used by <code>sstedc/dstedc</code> . Computes one Newton step in solution of the secular equation.
?laed7	s, d, c, z	Used by <code>?stedc</code> . Computes the updated eigensystem of a diagonal matrix after modification by a rank-one symmetric matrix. Used when the original matrix is dense.
?laed8	s, d, c, z	Used by <code>?stedc</code> . Merges eigenvalues and deflates secular equation. Used when the original matrix is dense.
?laed9	s, d	Used by <code>sstedc/dstedc</code> . Finds the roots of the secular equation and updates the eigenvectors. Used when the original matrix is dense.
?laeda	s, d	Used by <code>?stedc</code> . Computes the <i>z</i> vector determining the rank-one modification of the diagonal matrix. Used when the original matrix is dense.
?laein	s, d, c, z	Computes a specified right or left eigenvector of an upper Hessenberg matrix by inverse iteration.
?laev2	s, d, c, z	Computes the eigenvalues and eigenvectors of a 2-by-2 symmetric/Hermitian matrix.
?laexc	s, d	Swaps adjacent diagonal blocks of a real upper quasi-triangular matrix in Schur canonical form, by an orthogonal similarity transformation.
?lag2	s, d	Computes the eigenvalues of a 2-by-2 generalized eigenvalue problem, with scaling as necessary to avoid over-/underflow.
?lags2	s, d	Computes 2-by-2 orthogonal matrices <i>U</i> , <i>V</i> , and <i>Q</i> , and applies them to matrices <i>A</i> and <i>B</i> such that the rows of the transformed <i>A</i> and <i>B</i> are parallel.

Routine Name	Data Types	Description
?lagtf	s, d	Computes an LU factorization of a matrix $T-\lambda I$, where T is a general tridiagonal matrix, and λ a scalar, using partial pivoting with row interchanges.
?lagtm	s, d, c, z	Performs a matrix-matrix product of the form $C = \alpha A B + \beta C$, where A is a tridiagonal matrix, B and C are rectangular matrices, and α and β are scalars, which may be 0, 1, or -1.
?lagts	s, d	Solves the system of equations $(T-\lambda I)x = y$ or $(T-\lambda I)^T x = y$, where T is a general tridiagonal matrix and λ a scalar, using the LU factorization computed by ?lagtf .
?lagv2	s, d	Computes the Generalized Schur factorization of a real 2-by-2 matrix pencil (A, B) where B is upper triangular.
?lahqr	s, d, c, z	Computes the eigenvalues and Schur factorization of an upper Hessenberg matrix, using the double-shift/single-shift QR algorithm.
?lahrd	s, d, c, z	Reduces the first nb columns of a general rectangular matrix A so that elements below the k -th subdiagonal are zero, and returns auxiliary matrices which are needed to apply the transformation to the unreduced part of A .
?lahr2	s, d, c, z	Reduces the specified number of first columns of a general rectangular matrix A so that elements below the specified subdiagonal are zero, and returns auxiliary matrices which are needed to apply the transformation to the unreduced part of A .
?laicl	s, d, c, z	Applies one step of incremental condition estimation.
?laln2	s, d	Solves a 1-by-1 or 2-by-2 linear system of equations of the specified form.
?lals0	s, d, c, z	Applies back multiplying factors in solving the least squares problem using divide and conquer SVD approach. Used by ?gelsd .

Routine Name	Data Types	Description
?lalsa	s, d, c, z	Computes the SVD of the coefficient matrix in compact form. Used by ?gelsd .
?lalsd	s, d, c, z	Uses the singular value decomposition of A to solve the least squares problem.
?lamrg	s, d	Creates a permutation list to merge the entries of two independently sorted sets into a single set sorted in ascending order.
?laneg	s, d	Computes the Sturm count.
?langb	s, d, c, z	Returns the value of the 1-norm, Frobenius norm, infinity-norm, or the largest absolute value of any element of general band matrix.
?lange	s, d, c, z	Returns the value of the 1-norm, Frobenius norm, infinity-norm, or the largest absolute value of any element of a general rectangular matrix.
?langt	s, d, c, z	Returns the value of the 1-norm, Frobenius norm, infinity-norm, or the largest absolute value of any element of a general tridiagonal matrix.
?lanhs	s, d, c, z	Returns the value of the 1-norm, Frobenius norm, infinity-norm, or the largest absolute value of any element of an upper Hessenberg matrix.
?lansb	s, d, c, z	Returns the value of the 1-norm, or the Frobenius norm, or the infinity norm, or the element of largest absolute value of a symmetric band matrix.
?lanhb	c, z	Returns the value of the 1-norm, or the Frobenius norm, or the infinity norm, or the element of largest absolute value of a Hermitian band matrix.
?lansp	s, d, c, z	Returns the value of the 1-norm, or the Frobenius norm, or the infinity norm, or the element of largest absolute value of a symmetric matrix supplied in packed form.

Routine Name	Data Types	Description
?lanhp	c, z	Returns the value of the 1-norm, or the Frobenius norm, or the infinity norm, or the element of largest absolute value of a complex Hermitian matrix supplied in packed form.
?lanst/?lanht	$s, d/c, z$	Returns the value of the 1-norm, or the Frobenius norm, or the infinity norm, or the element of largest absolute value of a real symmetric or complex Hermitian tridiagonal matrix.
?lansy	s, d, c, z	Returns the value of the 1-norm, or the Frobenius norm, or the infinity norm, or the element of largest absolute value of a real/complex symmetric matrix.
?lanhe	c, z	Returns the value of the 1-norm, or the Frobenius norm, or the infinity norm, or the element of largest absolute value of a complex Hermitian matrix.
?lantb	s, d, c, z	Returns the value of the 1-norm, or the Frobenius norm, or the infinity norm, or the element of largest absolute value of a triangular band matrix.
?lantp	s, d, c, z	Returns the value of the 1-norm, or the Frobenius norm, or the infinity norm, or the element of largest absolute value of a triangular matrix supplied in packed form.
?lantr	s, d, c, z	Returns the value of the 1-norm, or the Frobenius norm, or the infinity norm, or the element of largest absolute value of a trapezoidal or triangular matrix.
?lanv2	s, d	Computes the Schur factorization of a real 2-by-2 nonsymmetric matrix in standard form.
?lap11	s, d, c, z	Measures the linear dependence of two vectors.
?lapmt	s, d, c, z	Performs a forward or backward permutation of the columns of a matrix.
?lapy2	s, d	Returns $\sqrt{x^2 + y^2}$.
?lapy3	s, d	Returns $\sqrt{x^2 + y^2 + z^2}$.

Routine Name	Data Types	Description
?laqgb	s, d, c, z	Scales a general band matrix, using row and column scaling factors computed by ?gbequ .
?laqge	s, d, c, z	Scales a general rectangular matrix, using row and column scaling factors computed by ?geequ .
?laqhb	c, z	Scales a Hermitian band matrix, using scaling factors computed by ?pbequ .
?laqp2	s, d, c, z	Computes a QR factorization with column pivoting of the matrix block.
?laqps	s, d, c, z	Computes a step of QR factorization with column pivoting of a real m-by-n matrix <i>A</i> by using BLAS level 3.
?laqr0	s, d, c, z	Computes the eigenvalues of a Hessenberg matrix, and optionally the matrices from the Schur decomposition.
?laqr1	s, d, c, z	Sets a scalar multiple of the first column of the product of 2-by-2 or 3-by-3 matrix <i>H</i> and specified shifts.
?laqr2	s, d, c, z	Performs the orthogonal/unitary similarity transformation of a Hessenberg matrix to detect and deflate fully converged eigenvalues from a trailing principal submatrix (aggressive early deflation).
?laqr3	s, d, c, z	Performs the orthogonal/unitary similarity transformation of a Hessenberg matrix to detect and deflate fully converged eigenvalues from a trailing principal submatrix (aggressive early deflation).
?laqr4	s, d, c, z	Computes the eigenvalues of a Hessenberg matrix, and optionally the matrices from the Schur decomposition.
?laqr5	s, d, c, z	Performs a single small-bulge multi-shift QR sweep.
?laqsb	s, d, c, z	Scales a symmetric/Hermitian band matrix, using scaling factors computed by ?pbequ .
?laqsp	s, d, c, z	Scales a symmetric/Hermitian matrix in packed storage, using scaling factors computed by ?ppequ .

Routine Name	Data Types	Description
?laqsy	s, d, c, z	Scales a symmetric/Hermitian matrix, using scaling factors computed by ?poequ .
?laqtr	s, d	Solves a real quasi-triangular system of equations, or a complex quasi-triangular system of special form, in real arithmetic.
?lar1v	s, d, c, z	Computes the (scaled) r -th column of the inverse of the submatrix in rows $b1$ through bn of the tridiagonal matrix $ldL^T - \sigma I$.
?lar2v	s, d, c, z	Applies a vector of plane rotations with real cosines and real/complex sines from both sides to a sequence of 2-by-2 symmetric/Hermitian matrices.
?larf	s, d, c, z	Applies an elementary reflector to a general rectangular matrix.
?larfb	s, d, c, z	Applies a block reflector or its transpose/conjugate-transpose to a general rectangular matrix.
?larfg	s, d, c, z	Generates an elementary reflector (Householder matrix).
?larft	s, d, c, z	Forms the triangular factor T of a block reflector $H = I - vtv^H$.
?larfx	s, d, c, z	Applies an elementary reflector to a general rectangular matrix, with loop unrolling when the reflector has order ≤ 10 .
?largv	s, d, c, z	Generates a vector of plane rotations with real cosines and real/complex sines.
?larnv	s, d, c, z	Returns a vector of random numbers from a uniform or normal distribution.
?larra	s, d	Computes the splitting points with the specified threshold.
?larrb	s, d	Provides limited bisection to locate eigenvalues for more accuracy.

Routine Name	Data Types	Description
?larrc	s, d	Computes the number of eigenvalues of the symmetric tridiagonal matrix.
?larrd	s, d	Computes the eigenvalues of a symmetric tridiagonal matrix to suitable accuracy.
?larre	s, d	Given the tridiagonal matrix T , sets small off-diagonal elements to zero and for each unreduced block T_i , finds base representations and eigenvalues.
?larrrf	s, d	Finds a new relatively robust representation such that at least one of the eigenvalues is relatively isolated.
?larrj	s, d	Performs refinement of the initial estimates of the eigenvalues of the matrix T .
?larrk	s, d	Computes one eigenvalue of a symmetric tridiagonal matrix T to suitable accuracy.
?larrrr	s, d	Performs tests to decide whether the symmetric tridiagonal matrix T warrants expensive computations which guarantee high relative accuracy in the eigenvalues.
?larrrv	s, d, c, z	Computes the eigenvectors of the tridiagonal matrix $T = L D L^T$ given L , D and the eigenvalues of $L D L^T$.
?lartg	s, d, c, z	Generates a plane rotation with real cosine and real/complex sine.
?lartv	s, d, c, z	Applies a vector of plane rotations with real cosines and real/complex sines to the elements of a pair of vectors.
?laruv	s, d	Returns a vector of n random real numbers from a uniform distribution.
?larz	s, d, c, z	Applies an elementary reflector (as returned by ?tzzrf) to a general matrix.
?larzb	s, d, c, z	Applies a block reflector or its transpose/conjugate-transpose to a general matrix.

Routine Name	Data Types	Description
?larzt	s, d, c, z	Forms the triangular factor T of a block reflector $H = I - \nu t \nu^H$.
?las2	s, d	Computes singular values of a 2-by-2 triangular matrix.
?lascl	s, d, c, z	Multiplies a general rectangular matrix by a real scalar defined as c_{to}/c_{from} .
?lasd0	s, d	Computes the singular values of a real upper bidiagonal n -by- m matrix B with diagonal d and off-diagonal e . Used by ?bdsdc .
?lasd1	s, d	Computes the SVD of an upper bidiagonal matrix B of the specified size. Used by ?bdsdc .
?lasd2	s, d	Merges the two sets of singular values together into a single sorted set. Used by ?bdsdc .
?lasd3	s, d	Finds all square roots of the roots of the secular equation, as defined by the values in D and Z , and then updates the singular vectors by matrix multiplication. Used by ?bdsdc .
?lasd4	s, d	Computes the square root of the i -th updated eigenvalue of a positive symmetric rank-one modification to a positive diagonal matrix. Used by ?bdsdc .
?lasd5	s, d	Computes the square root of the i -th eigenvalue of a positive symmetric rank-one modification of a 2-by-2 diagonal matrix. Used by ?bdsdc .
?lasd6	s, d	Computes the SVD of an updated upper bidiagonal matrix obtained by merging two smaller ones by appending a row. Used by ?bdsdc .
?lasd7	s, d	Merges the two sets of singular values together into a single sorted set. Then it tries to deflate the size of the problem. Used by ?bdsdc .
?lasd8	s, d	Finds the square roots of the roots of the secular equation, and stores, for each element in D , the distance to its two nearest poles. Used by ?bdsdc .

Routine Name	Data Types	Description
?lasd9	s, d	Finds the square roots of the roots of the secular equation, and stores, for each element in D, the distance to its two nearest poles. Used by ?bdsdc .
?lasda	s, d	Computes the singular value decomposition (SVD) of a real upper bidiagonal matrix with diagonal <i>d</i> and off-diagonal <i>e</i> . Used by ?bdsdc .
?lasdq	s, d	Computes the SVD of a real bidiagonal matrix with diagonal <i>d</i> and off-diagonal <i>e</i> . Used by ?bdsdc .
?lasdt	s, d	Creates a tree of subproblems for bidiagonal divide and conquer. Used by ?bdsdc .
?laset	s, d, c, z	Initializes the off-diagonal elements and the diagonal elements of a matrix to given values.
?lasq1	s, d	Computes the singular values of a real square bidiagonal matrix. Used by ?bdsqr .
?lasq2	s, d	Computes all the eigenvalues of the symmetric positive definite tridiagonal matrix associated with the <i>qd</i> Array <i>z</i> to high relative accuracy. Used by ?bdsqr and ?stegr .
?lasq3	s, d	Checks for deflation, computes a shift and calls <i>dqds</i> . Used by ?bdsqr .
?lasq4	s, d	Computes an approximation to the smallest eigenvalue using values of <i>d</i> from the previous transform. Used by ?bdsqr .
?lasq5	s, d	Computes one <i>dqds</i> transform in ping-pong form. Used by ?bdsqr and ?stegr .
?lasq6	s, d	Computes one <i>dqd</i> transform in ping-pong form. Used by ?bdsqr and ?stegr .
?lasr	s, d, c, z	Applies a sequence of plane rotations to a general rectangular matrix.
?lasrt	s, d	Sorts numbers in increasing or decreasing order.

Routine Name	Data Types	Description
?lassq	s, d, c, z	Updates a sum of squares represented in scaled form.
?lasv2	s, d	Computes the singular value decomposition of a 2-by-2 triangular matrix.
?laswp	s, d, c, z	Performs a series of row interchanges on a general rectangular matrix.
?lasy2	s, d	Solves the Sylvester matrix equation where the matrices are of order 1 or 2.
?lasyf	s, d, c, z	Computes a partial factorization of a real/complex symmetric matrix, using the diagonal pivoting method.
?lahef	c, z	Computes a partial factorization of a complex Hermitian indefinite matrix, using the diagonal pivoting method.
?latbs	s, d, c, z	Solves a triangular banded system of equations.
?latdf	s, d, c, z	Uses the LU factorization of the n -by- n matrix computed by ?getc2 and computes a contribution to the reciprocal Dif-estimate.
?latps	s, d, c, z	Solves a triangular system of equations with the matrix held in packed storage.
?latrd	s, d, c, z	Reduces the first nb rows and columns of a symmetric/Hermitian matrix A to real tridiagonal form by an orthogonal/unitary similarity transformation.
?latrs	s, d, c, z	Solves a triangular system of equations with the scale factor set to prevent overflow.
?latrz	s, d, c, z	Factors an upper trapezoidal matrix by means of orthogonal/unitary transformations.
?lauu2	s, d, c, z	Computes the product UU^H or $L^H L$, where U and L are upper or lower triangular matrices (unblocked algorithm).
?lauum	s, d, c, z	Computes the product UU^H or $L^H L$, where U and L are upper or lower triangular matrices (blocked algorithm).

Routine Name	Data Types	Description
?org2l/?ung2l	s, d/c, z	Generates all or part of the orthogonal/unitary matrix Q from a QL factorization determined by ?geqlf (unblocked algorithm).
?org2r/?ung2r	s, d/c, z	Generates all or part of the orthogonal/unitary matrix Q from a QR factorization determined by ?geqrf (unblocked algorithm).
?orgl2/?ungl2	s, d/c, z	Generates all or part of the orthogonal/unitary matrix Q from an LQ factorization determined by ?gelqf (unblocked algorithm).
?org2r/?ungr2	s, d/c, z	Generates all or part of the orthogonal/unitary matrix Q from an RQ factorization determined by ?gerqf (unblocked algorithm).
?orm2l/?unm2l	s, d/c, z	Multiplies a general matrix by the orthogonal/unitary matrix from a QL factorization determined by ?geqlf (unblocked algorithm).
?orm2r/?unm2r	s, d/c, z	Multiplies a general matrix by the orthogonal/unitary matrix from a QR factorization determined by ?geqrf (unblocked algorithm).
?orml2/?unml2	s, d/c, z	Multiplies a general matrix by the orthogonal/unitary matrix from a LQ factorization determined by ?gelqf (unblocked algorithm).
?ormr2/?unmr2	s, d/c, z	Multiplies a general matrix by the orthogonal/unitary matrix from a RQ factorization determined by ?gerqf (unblocked algorithm).
?ormr3/?unmr3	s, d/c, z	Multiplies a general matrix by the orthogonal/unitary matrix from a RZ factorization determined by ?tzzrf (unblocked algorithm).
?pbt2	s, d, c, z	Computes the Cholesky factorization of a symmetric/Hermitian positive definite band matrix (unblocked algorithm).

Routine Name	Data Types	Description
?potf2	s, d, c, z	Computes the Cholesky factorization of a symmetric/Hermitian positive definite matrix (unblocked algorithm).
?ptts2	s, d, c, z	Solves a tridiagonal system of the form $AX=B$ using the $L D L^H$ factorization computed by ?pttrf .
?rscl	s, d, cs, zd	Multiplies a vector by the reciprocal of a real scalar.
?sygs2/?hegs2	s, d/c, z	Reduces a symmetric/Hermitian definite generalized eigenproblem to standard form, using the factorization results obtained from ?potrf (unblocked algorithm).
?sytd2/?hetd2	s, d/c, z	Reduces a symmetric/Hermitian matrix to real symmetric tridiagonal form by an orthogonal/unitary similarity transformation (unblocked algorithm).
?sytf2	s, d, c, z	Computes the factorization of a real/complex symmetric indefinite matrix, using the diagonal pivoting method (unblocked algorithm).
?hetf2	c, z	Computes the factorization of a complex Hermitian matrix, using the diagonal pivoting method (unblocked algorithm).
?tgex2	s, d, c, z	Swaps adjacent diagonal blocks in an upper (quasi) triangular matrix pair by an orthogonal/unitary equivalence transformation.
?tgsy2	s, d, c, z	Solves the generalized Sylvester equation (unblocked algorithm).
?trti2	s, d, c, z	Computes the inverse of a triangular matrix (unblocked algorithm).
clag2z	c \rightarrow z	Converts a complex single precision matrix to a complex double precision matrix.
dlag2s	d \rightarrow s	Converts a double precision matrix to a single precision matrix.

Routine Name	Data Types	Description
slag2d	$s \rightarrow d$	Converts a single precision matrix to a double precision matrix.
zlag2c	$z \rightarrow c$	Converts a complex double precision matrix to a complex single precision matrix.
?larfp	s, d, c, z	Generates a real or complex elementary reflector.
ila?lc	s, d, c, z	Scans a matrix for its last non-zero column.
ila?lr	s, d, c, z	Scans a matrix for its last non-zero row.
?gsvj0	s, d	Pre-processor for the routine ?gesvj .
?gsvj1	s, d	Pre-processor for the routine ?gesvj , applies Jacobi rotations targeting only particular pivots.
?sfrk	s, d	Performs a symmetric rank-k operation for matrix in RFP format.
?hfrk	c, z	Performs a Hermitian rank-k operation for matrix in RFP format.
?tfsm	s, d, c, z	Solves a matrix equation (one operand is a triangular matrix in RFP format).
?lansf	s, d	Returns the value of the 1-norm, or the Frobenius norm, or the infinity norm, or the element of largest absolute value of a symmetric matrix in RFP format.
?lanhf	c, z	Returns the value of the 1-norm, or the Frobenius norm, or the infinity norm, or the element of largest absolute value of a Hermitian matrix in RFP format.
?tfttp	s, d, c, z	Copies a triangular matrix from the rectangular full packed format (TF) to the standard packed format (TP).
?tfttr	s, d, c, z	Copies a triangular matrix from the rectangular full packed format (TF) to the standard full format (TR).

Routine Name	Data Types	Description
?tpddf	s, d, c, z	Copies a triangular matrix from the standard packed format (TP) to the rectangular full packed format (TF).
?tpdtr	s, d, c, z	Copies a triangular matrix from the standard packed format (TP) to the standard full format (TR).
?trddf	s, d, c, z	Copies a triangular matrix from the standard full format (TR) to the rectangular full packed format (TF).
?trdtp	s, d, c, z	Copies a triangular matrix from the standard full format (TR) to the standard packed format (TP).
?pstf2	s, d, c, z	Computes the Cholesky factorization with complete pivoting of a real symmetric or complex Hermitian positive semi-definite matrix.
dlat2s	$d \rightarrow s$	Converts a double-precision triangular matrix to a single-precision triangular matrix.
zlat2c	$z \rightarrow c$	Converts a double complex triangular matrix to a complex triangular matrix.

[?lacgv](#)

Conjugates a complex vector.

Syntax

```
call clacgv( n, x, incx )
```

```
call zlacgv( n, x, incx )
```

Description

This routine is declared in `mk1_lapack.fi` for FORTRAN 77 interface and in `mk1_lapack.h` for C interface.

The routine conjugates a complex vector x of length n and increment $incx$ (see “[Vector Arguments in BLAS](#)” in Appendix B).

Input Parameters

n	INTEGER. The length of the vector x ($n \geq 0$).
x	COMPLEX for <code>clacgv</code> COMPLEX*16 for <code>zlacgv</code> . Array, dimension $(1+(n-1)* incx)$. Contains the vector of length n to be conjugated.
$incx$	INTEGER. The spacing between successive elements of x .

Output Parameters

x	On exit, overwritten with <code>conjg(x)</code> .
-----	---

?lacrm

Multiplies a complex matrix by a square real matrix.

Syntax

```
call clacrm( m, n, a, lda, b, ldb, c, ldc, rwork )
call zlacrm( m, n, a, lda, b, ldb, c, ldc, rwork )
```

Description

This routine is declared in `mk1_lapack.fi` for FORTRAN 77 interface and in `mk1_lapack.h` for C interface.

The routine performs a simple matrix-matrix multiplication of the form

$$C = A*B,$$

where A is m -by- n and complex, B is n -by- n and real, C is m -by- n and complex.

Input Parameters

m	INTEGER. The number of rows of the matrix A and of the matrix C ($m \geq 0$).
n	INTEGER. The number of columns and rows of the matrix B and the number of columns of the matrix C ($n \geq 0$).

<i>a</i>	COMPLEX for <code>clacrm</code> COMPLEX*16 for <code>zlacrm</code> Array, DIMENSION (<i>lda</i> , <i>n</i>). Contains the <i>m</i> -by- <i>n</i> matrix <i>A</i> .
<i>lda</i>	INTEGER. The leading dimension of the array <i>a</i> , <i>lda</i> ≥ max(1, <i>m</i>).
<i>b</i>	REAL for <code>clacrm</code> DOUBLE PRECISION for <code>zlacrm</code> Array, DIMENSION (<i>ldb</i> , <i>n</i>). Contains the <i>n</i> -by- <i>n</i> matrix <i>B</i> .
<i>ldb</i>	INTEGER. The leading dimension of the array <i>b</i> , <i>ldb</i> ≥ max(1, <i>n</i>).
<i>ldc</i>	INTEGER. The leading dimension of the output array <i>c</i> , <i>ldc</i> ≥ max(1, <i>n</i>).
<i>rwork</i>	REAL for <code>clacrm</code> DOUBLE PRECISION for <code>zlacrm</code> Workspace array, DIMENSION (2* <i>m</i> * <i>n</i>).

Output Parameters

<i>c</i>	COMPLEX for <code>clacrm</code> COMPLEX*16 for <code>zlacrm</code> Array, DIMENSION (<i>ldc</i> , <i>n</i>). Contains the <i>m</i> -by- <i>n</i> matrix <i>C</i> .
----------	--

?lacrt

Performs a linear transformation of a pair of complex vectors.

Syntax

```
call clacrt( n, cx, incx, cy, incy, c, s )
call zlacrt( n, cx, incx, cy, incy, c, s )
```

Description

This routine is declared in `mk1_lapack.fi` for FORTRAN 77 interface and in `mk1_lapack.h` for C interface.

The routine performs the following transformation

$$\begin{pmatrix} c & s \\ -s & c \end{pmatrix} \begin{pmatrix} x \\ y \end{pmatrix} \Rightarrow \begin{pmatrix} x \\ y \end{pmatrix},$$

where c, s are complex scalars and x, y are complex vectors.

Input Parameters

n	INTEGER. The number of elements in the vectors cx and cy ($n \geq 0$).
cx, cy	COMPLEX for <code>clacrt</code> COMPLEX*16 for <code>zlacrt</code> Arrays, dimension (n). Contain input vectors x and y , respectively.
$incx$	INTEGER. The increment between successive elements of cx .
$incy$	INTEGER. The increment between successive elements of cy .
c, s	COMPLEX for <code>clacrt</code> COMPLEX*16 for <code>zlacrt</code> Complex scalars that define the transform matrix

$$\begin{bmatrix} c & s \\ -s & c \end{bmatrix}$$

Output Parameters

cx	On exit, overwritten with $c*x + s*y$.
cy	On exit, overwritten with $-s*x + c*y$.

?laesy

Computes the eigenvalues and eigenvectors of a 2-by-2 complex symmetric matrix, and checks that the norm of the matrix of eigenvectors is larger than a threshold value.

Syntax

```
call claesy( a, b, c, rt1, rt2, evscal, cs1, sn1 )
call zlaesy( a, b, c, rt1, rt2, evscal, cs1, sn1 )
```

Description

This routine is declared in `mk1_lapack.fi` for FORTRAN 77 interface and in `mk1_lapack.h` for C interface.

The routine performs the eigendecomposition of a 2-by-2 symmetric matrix

$$\begin{bmatrix} a & b \\ b & c \end{bmatrix},$$

provided the norm of the matrix of eigenvectors is larger than some threshold value.

`rt1` is the eigenvalue of larger absolute value, and `rt2` of smaller absolute value. If the eigenvectors are computed, then on return (`cs1`, `sn1`) is the unit eigenvector for `rt1`, hence

$$\begin{bmatrix} cs1 & sn1 \\ -sn1 & cs1 \end{bmatrix} \cdot \begin{bmatrix} a & b \\ b & c \end{bmatrix} \cdot \begin{bmatrix} cs1 & -sn1 \\ sn1 & cs1 \end{bmatrix} = \begin{bmatrix} rt1 & 0 \\ 0 & rt2 \end{bmatrix}$$

Input Parameters

`a`, `b`, `c` COMPLEX for `claesy`
 COMPLEX*16 for `zlaesy`
 Elements of the input matrix.

Output Parameters

<i>rt1, rt2</i>	COMPLEX for <code>claesy</code> COMPLEX*16 for <code>zlaesy</code> Eigenvalues of larger and smaller modulus, respectively.
<i>evscal</i>	COMPLEX for <code>claesy</code> COMPLEX*16 for <code>zlaesy</code> The complex value by which the eigenvector matrix was scaled to make it orthonormal. If <i>evscal</i> is zero, the eigenvectors were not computed. This means one of two things: the 2-by-2 matrix could not be diagonalized, or the norm of the matrix of eigenvectors before scaling was larger than the threshold value <code>thresh</code> (set to 0.1E0).
<i>cs1, sn1</i>	COMPLEX for <code>claesy</code> COMPLEX*16 for <code>zlaesy</code> If <i>evscal</i> is not zero, then (<i>cs1, sn1</i>) is the unit right eigenvector for <i>rt1</i> .

?rot

Applies a plane rotation with real cosine and complex sine to a pair of complex vectors.

Syntax

```
call crot( n, cx, incx, cy, incy, c, s )
call zrot( n, cx, incx, cy, incy, c, s )
```

Description

This routine is declared in `mkl_lapack.fi` for FORTRAN 77 interface and in `mkl_lapack.h` for C interface.

The routine applies a plane rotation, where the cosine (*c*) is real and the sine (*s*) is complex, and the vectors *cx* and *cy* are complex. This routine has its real equivalents in BLAS (see [?rot](#) in Chapter 2).

Input Parameters

<i>n</i>	INTEGER. The number of elements in the vectors <i>cx</i> and <i>cy</i> .
<i>cx</i> , <i>cy</i>	COMPLEX for <i>crot</i> COMPLEX*16 for <i>zrot</i> Arrays of dimension (<i>n</i>), contain input vectors <i>x</i> and <i>y</i> , respectively.
<i>incx</i>	INTEGER. The increment between successive elements of <i>cx</i> .
<i>incy</i>	INTEGER. The increment between successive elements of <i>cy</i> .
<i>c</i>	REAL for <i>crot</i> DOUBLE PRECISION for <i>zrot</i>
<i>s</i>	COMPLEX for <i>crot</i> COMPLEX*16 for <i>zrot</i> Values that define a rotation

$$\begin{bmatrix} c & s \\ -\text{conjg}(s) & c \end{bmatrix}$$

where $c*c + s*\text{conjg}(s) = 1.0$.

Output Parameters

<i>cx</i>	On exit, overwritten with $c*x + s*y$.
<i>cy</i>	On exit, overwritten with $-\text{conjg}(s)*x + c*y$.

?spmv

Computes a matrix-vector product for complex vectors using a complex symmetric packed matrix.

Syntax

```
call cspmv( uplo, n, alpha, ap, x, incx, beta, y, incy )
call zspmv( uplo, n, alpha, ap, x, incx, beta, y, incy )
```

Description

This routine is declared in `mkl_lapack.fi` for FORTRAN 77 interface and in `mkl_lapack.h` for C interface.

The `?spmv` routines perform a matrix-vector operation defined as

$$y := \alpha * a * x + \beta * y,$$

where:

α and β are complex scalars,

x and y are n -element complex vectors

a is an n -by- n complex symmetric matrix, supplied in packed form.

These routines have their real equivalents in BLAS (see `?spmv` in Chapter 2).

Input Parameters

<i>uplo</i>	<p>CHARACTER*1. Specifies whether the upper or lower triangular part of the matrix a is supplied in the packed array ap.</p> <p>If $uplo = 'U'$ or $'u'$, the upper triangular part of the matrix a is supplied in the array ap.</p> <p>If $uplo = 'L'$ or $'l'$, the lower triangular part of the matrix a is supplied in the array ap.</p>
<i>n</i>	<p>INTEGER.</p> <p>Specifies the order of the matrix a.</p> <p>The value of n must be at least zero.</p>
<i>alpha, beta</i>	<p>COMPLEX for <code>cspmv</code></p> <p>COMPLEX*16 for <code>zspmv</code></p> <p>Specify complex scalars α and β. When β is supplied as zero, then y need not be set on input.</p>
<i>ap</i>	<p>COMPLEX for <code>cspmv</code></p> <p>COMPLEX*16 for <code>zspmv</code></p> <p>Array, DIMENSION at least $((n * (n + 1)) / 2)$. Before entry, with $uplo = 'U'$ or $'u'$, the array ap must contain the upper triangular part of the symmetric matrix packed sequentially, column-by-column, so that $ap(1)$ contains $A(1, 1)$, $ap(2)$ and $ap(3)$ contain $A(1, 2)$ and $A(2, 2)$ respectively, and so on. Before entry, with $uplo = 'L'$ or</p>

'1', the array *ap* must contain the lower triangular part of the symmetric matrix packed sequentially, column-by-column, so that *ap*(1) contains $a(1, 1)$, *ap*(2) and *ap*(3) contain $a(2, 1)$ and $a(3, 1)$ respectively, and so on.

x COMPLEX for *cspmv*
 COMPLEX*16 for *zspmv*
 Array, DIMENSION at least $(1 + (n - 1) * \text{abs}(\text{incx}))$.
 Before entry, the incremented array *x* must contain the *n*-element vector *x*.

incx INTEGER. Specifies the increment for the elements of *x*. The value of *incx* must not be zero.

y COMPLEX for *cspmv*
 COMPLEX*16 for *zspmv*
 Array, DIMENSION at least $(1 + (n - 1) * \text{abs}(\text{incy}))$.
 Before entry, the incremented array *y* must contain the *n*-element vector *y*.

incy INTEGER. Specifies the increment for the elements of *y*. The value of *incy* must not be zero.

Output Parameters

y Overwritten by the updated vector *y*.

?spr

Performs the symmetrical rank-1 update of a complex symmetric packed matrix.

Syntax

```
call cspr( uplo, n, alpha, x, incx, ap )
call zspr( uplo, n, alpha, x, incx, ap )
```

Description

This routine is declared in `mk1_lapack.fi` for FORTRAN 77 interface and in `mk1_lapack.h` for C interface.

The `?spr` routines perform a matrix-vector operation defined as

$$a := \alpha * x * \text{conjg}(x') + a,$$

where:

α is a complex scalar

x is an n -element complex vector

a is an n -by- n complex symmetric matrix, supplied in packed form.

These routines have their real equivalents in BLAS (see `?spr` in Chapter 2).

Input Parameters

<i>uplo</i>	<p>CHARACTER*1. Specifies whether the upper or lower triangular part of the matrix a is supplied in the packed array ap, as follows:</p> <p>If $uplo = 'U'$ or $'u'$, the upper triangular part of the matrix a is supplied in the array ap.</p> <p>If $uplo = 'L'$ or $'l'$, the lower triangular part of the matrix a is supplied in the array ap.</p>
<i>n</i>	<p>INTEGER.</p> <p>Specifies the order of the matrix a.</p> <p>The value of n must be at least zero.</p>
<i>alpha</i>	<p>COMPLEX for <code>cspr</code> COMPLEX*16 for <code>zspr</code> Specifies the scalar α.</p>
<i>x</i>	<p>COMPLEX for <code>cspr</code> COMPLEX*16 for <code>zspr</code> Array, DIMENSION at least $(1 + (n - 1) * \text{abs}(incx))$. Before entry, the incremented array x must contain the n-element vector x.</p>
<i>incx</i>	<p>INTEGER. Specifies the increment for the elements of x. The value of $incx$ must not be zero.</p>
<i>ap</i>	<p>COMPLEX for <code>cspr</code> COMPLEX*16 for <code>zspr</code> Array, DIMENSION at least $((n * (n + 1)) / 2)$. Before entry, with $uplo = 'U'$ or $'u'$, the array ap must contain the upper triangular part of the symmetric matrix packed sequentially,</p>

column-by-column, so that $ap(1)$ contains $A(1,1)$, $ap(2)$ and $ap(3)$ contain $A(1,2)$ and $A(2,2)$ respectively, and so on.

Before entry, with $uplo = 'L'$ or $'l'$, the array ap must contain the lower triangular part of the symmetric matrix packed sequentially, column-by-column, so that $ap(1)$ contains $a(1,1)$, $ap(2)$ and $ap(3)$ contain $a(2,1)$ and $a(3,1)$ respectively, and so on.

Note that the imaginary parts of the diagonal elements need not be set, they are assumed to be zero, and on exit they are set to zero.

Output Parameters

ap

With $uplo = 'U'$ or $'u'$, overwritten by the upper triangular part of the updated matrix.

With $uplo = 'L'$ or $'l'$, overwritten by the lower triangular part of the updated matrix.

?symv

Computes a matrix-vector product for a complex symmetric matrix.

Syntax

```
call csymv( uplo, n, alpha, a, lda, x, incx, beta, y, incy )
```

```
call zsymv( uplo, n, alpha, a, lda, x, incx, beta, y, incy )
```

Description

This routine is declared in `mk1_lapack.fi` for FORTRAN 77 interface and in `mk1_lapack.h` for C interface.

The routine performs the matrix-vector operation defined as

$$y := \alpha a * x + \beta y,$$

where:

α and β are complex scalars

x and y are n -element complex vectors

a is an n -by- n symmetric complex matrix.

These routines have their real equivalents in BLAS (see [?symv](#) in Chapter 2).

Input Parameters

<i>uplo</i>	<p>CHARACTER*1. Specifies whether the upper or lower triangular part of the array a is used:</p> <p>If $uplo = 'U'$ or $'u'$, then the upper triangular part of the array a is used.</p> <p>If $uplo = 'L'$ or $'l'$, then the lower triangular part of the array a is used.</p>
<i>n</i>	<p>INTEGER. Specifies the order of the matrix a. The value of n must be at least zero.</p>
<i>alpha, beta</i>	<p>COMPLEX for <code>csymv</code> COMPLEX*16 for <code>zsymv</code></p> <p>Specify the scalars $alpha$ and $beta$. When $beta$ is supplied as zero, then y need not be set on input.</p>
<i>a</i>	<p>COMPLEX for <code>csymv</code> COMPLEX*16 for <code>zsymv</code></p> <p>Array, DIMENSION (lda, n). Before entry with $uplo = 'U'$ or $'u'$, the leading n-by-n upper triangular part of the array a must contain the upper triangular part of the symmetric matrix and the strictly lower triangular part of a is not referenced. Before entry with $uplo = 'L'$ or $'l'$, the leading n-by-n lower triangular part of the array a must contain the lower triangular part of the symmetric matrix and the strictly upper triangular part of a is not referenced.</p>
<i>lda</i>	<p>INTEGER. Specifies the first dimension of A as declared in the calling (sub)program. The value of lda must be at least $\max(1, n)$.</p>
<i>x</i>	<p>COMPLEX for <code>csymv</code> COMPLEX*16 for <code>zsymv</code></p> <p>Array, DIMENSION at least $(1 + (n - 1) * \text{abs}(incx))$. Before entry, the incremented array x must contain the n-element vector x.</p>
<i>incx</i>	<p>INTEGER. Specifies the increment for the elements of x. The value of $incx$ must not be zero.</p>

y COMPLEX for `csymv`
 COMPLEX*16 for `zsymv`
 Array, DIMENSION at least $(1 + (n - 1) * \text{abs}(\text{incy}))$.
 Before entry, the incremented array *y* must contain the
 n-element vector *y*.

incy INTEGER. Specifies the increment for the elements of *y*. The
 value of *incy* must not be zero.

Output Parameters

y Overwritten by the updated vector *y*.

?syr

Performs the symmetric rank-1 update of a complex symmetric matrix.

Syntax

```
call csyr( uplo, n, alpha, x, incx, a, lda )
call zsyr( uplo, n, alpha, x, incx, a, lda )
```

Description

This routine is declared in `mk1_lapack.fi` for FORTRAN 77 interface and in `mk1_lapack.h` for C interface.

The routine performs the symmetric rank 1 operation defined as

$$a := \alpha * x * x' + a,$$

where:

alpha is a complex scalar

x is an *n*-element complex vector

a is an *n*-by-*n* complex symmetric matrix.

These routines have their real equivalents in BLAS (see [?syr](#) in Chapter 2).

Input Parameters

<i>uplo</i>	<p>CHARACTER*1. Specifies whether the upper or lower triangular part of the array <i>a</i> is used:</p> <p>If <i>uplo</i> = 'U' or 'u', then the upper triangular part of the array <i>a</i> is used.</p> <p>If <i>uplo</i> = 'L' or 'l', then the lower triangular part of the array <i>a</i> is used.</p>
<i>n</i>	<p>INTEGER. Specifies the order of the matrix <i>a</i>. The value of <i>n</i> must be at least zero.</p>
<i>alpha</i>	<p>COMPLEX for csyr COMPLEX*16 for zsyr Specifies the scalar <i>alpha</i>.</p>
<i>x</i>	<p>COMPLEX for csyr COMPLEX*16 for zsyr Array, DIMENSION at least $(1 + (n - 1) * \text{abs}(\text{incx}))$. Before entry, the incremented array <i>x</i> must contain the <i>n</i>-element vector <i>x</i>.</p>
<i>incx</i>	<p>INTEGER. Specifies the increment for the elements of <i>x</i>. The value of <i>incx</i> must not be zero.</p>
<i>a</i>	<p>COMPLEX for csyr COMPLEX*16 for zsyr Array, DIMENSION (<i>lda</i>, <i>n</i>). Before entry with <i>uplo</i> = 'U' or 'u', the leading <i>n</i>-by-<i>n</i> upper triangular part of the array <i>a</i> must contain the upper triangular part of the symmetric matrix and the strictly lower triangular part of <i>a</i> is not referenced. Before entry with <i>uplo</i> = 'L' or 'l', the leading <i>n</i>-by-<i>n</i> lower triangular part of the array <i>a</i> must contain the lower triangular part of the symmetric matrix and the strictly upper triangular part of <i>a</i> is not referenced.</p>
<i>lda</i>	<p>INTEGER. Specifies the first dimension of <i>a</i> as declared in the calling (sub)program. The value of <i>lda</i> must be at least $\max(1, n)$.</p>

Output Parameters

a With *uplo* = 'U' or 'u', the upper triangular part of the array *a* is overwritten by the upper triangular part of the updated matrix.
 With *uplo* = 'L' or 'l', the lower triangular part of the array *a* is overwritten by the lower triangular part of the updated matrix.

i?max1

Finds the index of the vector element whose real part has maximum absolute value.

Syntax

```
index = icmax1( n, cx, incx )
```

```
index = izmax1( n, cx, incx )
```

Description

This function is declared in `mk1_lapack.fi` for FORTRAN 77 interface and in `mk1_lapack.h` for C interface.

Given a complex vector *cx*, the *i?max1* functions return the index of the vector element whose real part has maximum absolute value. These functions are based on the BLAS functions *icamax/izamax*, but using the absolute value of the real part. They are designed for use with *clacon/zlacon*.

Input Parameters

n INTEGER. Specifies the number of elements in the vector *cx*.

cx COMPLEX for *icmax1*
 COMPLEX*16 for *izmax1*
 Array, DIMENSION at least $(1 + (n-1) * \text{abs}(incx))$.
 Contains the input vector.

incx INTEGER. Specifies the spacing between successive elements of *cx*.

Output Parameters

<i>index</i>	INTEGER. Contains the index of the vector element whose real part has maximum absolute value.
--------------	---

?sum1

Forms the 1-norm of the complex vector using the true absolute value.

Syntax

```
res = scsum1( n, cx, incx )
res = dzsum1( n, cx, incx )
```

Description

This function is declared in `mk1_lapack.fi` for FORTRAN 77 interface and in `mk1_lapack.h` for C interface.

Given a complex vector *cx*, `scsum1/dzsum1` functions take the sum of the absolute values of vector elements and return a `single/DOUBLE PRECISION` result, respectively. These functions are based on `scasum/dzasum` from Level 1 BLAS, but use the true absolute value and were designed for use with `clacon/zlacon`.

Input Parameters

<i>n</i>	INTEGER. Specifies the number of elements in the vector <i>cx</i> .
<i>cx</i>	COMPLEX for <code>scsum1</code> COMPLEX*16 for <code>dzsum1</code> Array, DIMENSION at least $(1+(n-1)*abs(incx))$. Contains the input vector whose elements will be summed.
<i>incx</i>	INTEGER. Specifies the spacing between successive elements of <i>cx</i> (<i>incx</i> > 0).

Output Parameters

<i>res</i>	REAL for <code>scsum1</code> DOUBLE PRECISION for <code>dzsum1</code> Contains the sum of absolute values.
------------	--

?gbtf2

Computes the LU factorization of a general band matrix using the unblocked version of the algorithm.

Syntax

```
call sgbtf2( m, n, kl, ku, ab, ldab, ipiv, info )
call dgbtf2( m, n, kl, ku, ab, ldab, ipiv, info )
call cgbtf2( m, n, kl, ku, ab, ldab, ipiv, info )
call zgbtf2( m, n, kl, ku, ab, ldab, ipiv, info )
```

Description

This routine is declared in `mkl_lapack.fi` for FORTRAN 77 interface and in `mkl_lapack.h` for C interface.

The routine forms the *LU* factorization of a general real/complex *m*-by-*n* band matrix *A* with *kl* sub-diagonals and *ku* super-diagonals. The routine uses partial pivoting with row interchanges and implements the unblocked version of the algorithm, calling Level 2 BLAS. See also [?gbtrf](#).

Input Parameters

<i>m</i>	INTEGER. The number of rows of the matrix <i>A</i> ($m \geq 0$).
<i>n</i>	INTEGER. The number of columns in <i>A</i> ($n \geq 0$).
<i>kl</i>	INTEGER. The number of sub-diagonals within the band of <i>A</i> ($kl \geq 0$).
<i>ku</i>	INTEGER. The number of super-diagonals within the band of <i>A</i> ($ku \geq 0$).
<i>ab</i>	REAL for <code>sgbtf2</code> DOUBLE PRECISION for <code>dgbtf2</code> COMPLEX for <code>cgbtf2</code> COMPLEX*16 for <code>zgbtf2</code> . Array, DIMENSION (<i>ldab</i> ,*). The array <i>ab</i> contains the matrix <i>A</i> in band storage (see Matrix Arguments). The second dimension of <i>ab</i> must be at least $\max(1, n)$.

ldab INTEGER. The first dimension of the array *ab*.
($ldab \geq 2kl + ku + 1$)

Output Parameters

ab Overwritten by details of the factorization. The diagonal and $kl + ku$ super-diagonals of U are stored in the first $1 + kl + ku$ rows of *ab*. The multipliers used during the factorization are stored in the next kl rows.

ipiv INTEGER.
Array, DIMENSION at least $\max(1, \min(m, n))$.
The pivot indices: row i was interchanged with row $ipiv(i)$.

info INTEGER. If $info = 0$, the execution is successful.
If $info = -i$, the i -th parameter had an illegal value.
If $info = i$, u_{ii} is 0. The factorization has been completed, but U is exactly singular. Division by 0 will occur if you use the factor U for solving a system of linear equations.

?gebd2

Reduces a general matrix to bidiagonal form using an unblocked algorithm.

Syntax

```
call sgebd2( m, n, a, lda, d, e, tauq, taup, work, info )
call dgebd2( m, n, a, lda, d, e, tauq, taup, work, info )
call cgebd2( m, n, a, lda, d, e, tauq, taup, work, info )
call zgebd2( m, n, a, lda, d, e, tauq, taup, work, info )
```

Description

This routine is declared in `mk1_lapack.fi` for FORTRAN 77 interface and in `mk1_lapack.h` for C interface.

The routine reduces a general m -by- n matrix A to upper or lower bidiagonal form B by an orthogonal (unitary) transformation: $Q' * A * P = B$

If $m \geq n$, B is upper bidiagonal; if $m < n$, B is lower bidiagonal.

The routine does not form the matrices Q and P explicitly, but represents them as products of elementary reflectors. if $m \geq n$,

$$Q = H(1) * H(2) * \dots * H(n), \text{ and } P = G(1) * G(2) * \dots * G(n-1)$$

if $m < n$,

$$Q = H(1) * H(2) * \dots * H(m-1), \text{ and } P = G(1) * G(2) * \dots * G(m)$$

Each $H(i)$ and $G(i)$ has the form

$$H(i) = I - \tau_{auq} v v' \text{ and } G(i) = I - \tau_{aup} u u'$$

where τ_{auq} and τ_{aup} are scalars (real for sgebd2/dgebd2, complex for cgebd2/zgebd2), and v and u are vectors (real for sgebd2/dgebd2, complex for cgebd2/zgebd2).

Input Parameters

m	INTEGER. The number of rows in the matrix A ($m \geq 0$).
n	INTEGER. The number of columns in A ($n \geq 0$).
$a, work$	REAL for sgebd2 DOUBLE PRECISION for dgebd2 COMPLEX for cgebd2 COMPLEX*16 for zgebd2. Arrays: $a(lda, *)$ contains the m -by- n general matrix A to be reduced. The second dimension of a must be at least $\max(1, n)$. $work(*)$ is a workspace array, the dimension of $work$ must be at least $\max(1, m, n)$.
lda	INTEGER. The first dimension of a ; at least $\max(1, m)$.

Output Parameters

a	if $m \geq n$, the diagonal and first super-diagonal of a are overwritten with the upper bidiagonal matrix B . Elements below the diagonal, with the array τ_{auq} , represent the orthogonal/unitary matrix Q as a product of elementary reflectors, and elements above the first superdiagonal, with the array τ_{aup} , represent the orthogonal/unitary matrix P as a product of elementary reflectors.
-----	--

if $m < n$, the diagonal and first sub-diagonal of a are overwritten by the lower bidiagonal matrix B . Elements below the first subdiagonal, with the array τ_{uq} , represent the orthogonal/unitary matrix Q as a product of elementary reflectors, and elements above the diagonal, with the array τ_{up} , represent the orthogonal/unitary matrix P as a product of elementary reflectors.

d

REAL for single-precision flavors
 DOUBLE PRECISION for double-precision flavors.
 Array, DIMENSION at least $\max(1, \min(m, n))$.
 Contains the diagonal elements of the bidiagonal matrix B :
 $d(i) = a(i, i)$.

e

REAL for single-precision flavors
 DOUBLE PRECISION for double-precision flavors. Array,
 DIMENSION at least $\max(1, \min(m, n) - 1)$.
 Contains the off-diagonal elements of the bidiagonal matrix B :

if $m \geq n$, $e(i) = a(i, i+1)$ for $i = 1, 2, \dots, n-1$;
 if $m < n$, $e(i) = a(i+1, i)$ for $i = 1, 2, \dots, m-1$.

τ_{uq}, τ_{up}

REAL for sgebd2
 DOUBLE PRECISION for dgebd2
 COMPLEX for cgebd2
 COMPLEX*16 for zgebd2.
 Arrays, DIMENSION at least $\max(1, \min(m, n))$.
 Contain scalar factors of the elementary reflectors which represent orthogonal/unitary matrices Q and P , respectively.

$info$

INTEGER.
 If $info = 0$, the execution is successful.
 If $info = -i$, the i th parameter had an illegal value.

?gehd2

*Reduces a general square matrix to upper
 Hessenberg form using an unblocked algorithm.*

Syntax

```
call sgehd2( n, ilo, ihi, a, lda, tau, work, info )
```

```
call dgehd2( n, ilo, ihi, a, lda, tau, work, info )
call cgehd2( n, ilo, ihi, a, lda, tau, work, info )
call zgehd2( n, ilo, ihi, a, lda, tau, work, info )
```

Description

This routine is declared in `mk1_lapack.fi` for FORTRAN 77 interface and in `mk1_lapack.h` for C interface.

The routine reduces a real/complex general matrix A to upper Hessenberg form H by an orthogonal or unitary similarity transformation $Q'^*A*Q = H$.

The routine does not form the matrix Q explicitly. Instead, Q is represented as a product of *elementary reflectors*.

Input Parameters

<code>n</code>	INTEGER The order of the matrix A ($n \geq 0$).
<code>ilo, ihi</code>	INTEGER. It is assumed that A is already upper triangular in rows and columns $1:ilo-1$ and $ihi+1:n$. If A has been output by <code>?gebal</code> , then <code>ilo</code> and <code>ihi</code> must contain the values returned by that routine. Otherwise they should be set to <code>ilo = 1</code> and <code>ihi = n</code> . Constraint: $1 \leq ilo \leq ihi \leq \max(1, n)$.
<code>a, work</code>	REAL for <code>sgehd2</code> DOUBLE PRECISION for <code>dgehd2</code> COMPLEX for <code>cgehd2</code> COMPLEX*16 for <code>zgehd2</code> . Arrays: <code>a</code> (<code>lda, *</code>) contains the n -by- n matrix A to be reduced. The second dimension of <code>a</code> must be at least $\max(1, n)$. <code>work</code> (n) is a workspace array.
<code>lda</code>	INTEGER. The first dimension of <code>a</code> ; at least $\max(1, n)$.

Output Parameters

<i>a</i>	On exit, the upper triangle and the first subdiagonal of <i>A</i> are overwritten with the upper Hessenberg matrix <i>H</i> and the elements below the first subdiagonal, with the array <i>tau</i> , represent the orthogonal/unitary matrix <i>Q</i> as a product of elementary reflectors. See <i>Application Notes</i> below.
<i>tau</i>	REAL for sgehd2 DOUBLE PRECISION for dgehd2 COMPLEX for cgehd2 COMPLEX*16 for zgehd2. Array, DIMENSION at least $\max(1, n-1)$. Contains the scalar factors of elementary reflectors. See <i>Application Notes</i> below.
<i>info</i>	INTEGER. If <i>info</i> = 0, the execution is successful. If <i>info</i> = - <i>i</i> , the <i>i</i> -th parameter had an illegal value.

Application Notes

The matrix *Q* is represented as a product of (*ihi* - *ilo*) elementary reflectors

$$Q = H(ilo) * H(ilo + 1) * \dots * H(ihi - 1)$$

Each *H*(*i*) has the form

$$H(i) = I - tau * v * v'$$

where *tau* is a real/complex scalar, and *v* is a real/complex vector with *v*(1:*i*) = 0, *v*(*i*+1) = 1 and *v*(*ihi*+1:*n*) = 0.

On exit, *v*(*i*+2:*ihi*) is stored in *a*(*i*+2:*ihi*, *i*) and *tau* in *tau*(*i*).

The contents of *a* are illustrated by the following example, with *n* = 7, *ilo* = 2 and *ihi* = 6:

$$\begin{array}{cc}
 \text{on entry} & \text{on exit} \\
 \left[\begin{array}{cccccc} a & a & a & a & a & a \\ & a & a & a & a & a \\ & & a & a & a & a \\ & & & a & a & a \\ & & & & a & a \\ & & & & & a \end{array} \right] & \left[\begin{array}{cccccc} a & a & h & h & h & h \\ & a & h & h & h & h \\ & & h & h & h & h \\ & & & v_2 & h & h \\ & & & v_2 & v_3 & h \\ & & & v_2 & v_3 & v_4 \end{array} \right] \\
 & \left[\begin{array}{cccccc} & & & & & a \end{array} \right]
 \end{array}$$

where a denotes an element of the original matrix A , h denotes a modified element of the upper Hessenberg matrix H , and v_i denotes an element of the vector defining $H(i)$.

?gelq2

Computes the LQ factorization of a general rectangular matrix using an unblocked algorithm.

Syntax

```
call sgelq2( m, n, a, lda, tau, work, info )
call dgelq2( m, n, a, lda, tau, work, info )
call cgelq2( m, n, a, lda, tau, work, info )
call zgelq2( m, n, a, lda, tau, work, info )
```

Description

This routine is declared in `mkl_lapack.fi` for FORTRAN 77 interface and in `mkl_lapack.h` for C interface.

The routine computes an LQ factorization of a real/complex m -by- n matrix A as $A = L^*Q$.

The routine does not form the matrix Q explicitly. Instead, Q is represented as a product of $\min(m, n)$ *elementary reflectors* :

$Q = H(k) \dots H(2) H(1)$ (or $Q = H(k)' \dots H(2)' H(1)'$ for complex flavors), where $k = \min(m, n)$

Each $H(i)$ has the form

$$H(i) = I - \tau v v'$$

where τ is a real/complex scalar stored in $\tau(i)$, and v is a real/complex vector with $v(1:i-1) = 0$ and $v(i) = 1$.

On exit, $v(i+1:n)$ (for real functions) and $\text{conjg}v(i+1:n)$ (for complex functions) are stored in $a(i, i+1:n)$.

Input Parameters

m	INTEGER. The number of rows in the matrix A ($m \geq 0$).
n	INTEGER. The number of columns in A ($n \geq 0$).
$a, work$	REAL for <code>sgelq2</code> DOUBLE PRECISION for <code>dgelq2</code> COMPLEX for <code>cgelq2</code> COMPLEX*16 for <code>zgelq2</code> . Arrays: $a(lda,*)$ contains the m -by- n matrix A . The second dimension of a must be at least $\max(1, n)$. $work(m)$ is a workspace array.
lda	INTEGER. The first dimension of a ; at least $\max(1, m)$.

Output Parameters

a	Overwritten by the factorization data as follows: on exit, the elements on and below the diagonal of the array a contain the m -by- $\min(n, m)$ lower trapezoidal matrix L (L is lower triangular if $n \geq m$); the elements above the diagonal, with the array τ , represent the orthogonal/unitary matrix Q as a product of $\min(n, m)$ elementary reflectors.
τ	REAL for <code>sgelq2</code> DOUBLE PRECISION for <code>dgelq2</code> COMPLEX for <code>cgelq2</code> COMPLEX*16 for <code>zgelq2</code> . Array, DIMENSION at least $\max(1, \min(m, n))$. Contains scalar factors of the elementary reflectors.
$info$	INTEGER.

If $info = 0$, the execution is successful.

If $info = -i$, the i -th parameter had an illegal value.

?geql2

Computes the QL factorization of a general rectangular matrix using an unblocked algorithm.

Syntax

```
call sgeql2( m, n, a, lda, tau, work, info )
call dgeql2( m, n, a, lda, tau, work, info )
call cgeql2( m, n, a, lda, tau, work, info )
call zgeql2( m, n, a, lda, tau, work, info )
```

Description

This routine is declared in `mk1_lapack.fi` for FORTRAN 77 interface and in `mk1_lapack.h` for C interface.

The routine computes a QL factorization of a real/complex m -by- n matrix A as $A = Q * L$.

The routine does not form the matrix Q explicitly. Instead, Q is represented as a product of $\min(m, n)$ *elementary reflectors* :

$Q = H(k) * \dots * H(2) * H(1)$, where $k = \min(m, n)$

Each $H(i)$ has the form

$H(i) = I - \tau * v * v'$

where τ is a real/complex scalar stored in $\tau(i)$, and v is a real/complex vector with $v(m-k+i+1:m) = 0$ and $v(m-k+i) = 1$.

On exit, $v(1:m-k+i-1)$ is stored in $a(1:m-k+i-1, n-k+i)$.

Input Parameters

m	INTEGER. The number of rows in the matrix A ($m \geq 0$).
n	INTEGER. The number of columns in A ($n \geq 0$).
$a, work$	REAL for <code>sgeql2</code> DOUBLE PRECISION for <code>dgeql2</code>

COMPLEX for cgeql2
COMPLEX*16 for zgeql2.

Arrays:

$a(lda, *)$ contains the m -by- n matrix A .

The second dimension of a must be at least $\max(1, n)$.

$work(m)$ is a workspace array.

lda

INTEGER. The first dimension of a ; at least $\max(1, m)$.

Output Parameters

a

Overwritten by the factorization data as follows:

on exit, if $m \geq n$, the lower triangle of the subarray

$a(m-n+1:m, 1:n)$ contains the n -by- n lower triangular matrix L ; if $m < n$, the elements on and below the $(n-m)$ th superdiagonal contain the m -by- n lower trapezoidal matrix L ; the remaining elements, with the array tau , represent the orthogonal/unitary matrix Q as a product of elementary reflectors.

tau

REAL for sgeql2

DOUBLE PRECISION for dgeql2

COMPLEX for cgeql2

COMPLEX*16 for zgeql2.

Array, DIMENSION at least $\max(1, \min(m, n))$.

Contains scalar factors of the elementary reflectors.

$info$

INTEGER.

If $info = 0$, the execution is successful.

If $info = -i$, the i -th parameter had an illegal value.

?geqr2

Computes the QR factorization of a general rectangular matrix using an unblocked algorithm.

Syntax

```
call sgeqr2( m, n, a, lda, tau, work, info )
```

```
call dgeqr2( m, n, a, lda, tau, work, info )
```

```
call cgeqr2( m, n, a, lda, tau, work, info )
```

```
call zgeqr2( m, n, a, lda, tau, work, info )
```

Description

This routine is declared in `mkl_lapack.fi` for FORTRAN 77 interface and in `mkl_lapack.h` for C interface.

The routine computes a QR factorization of a real/complex m -by- n matrix A as $A = QR$.

The routine does not form the matrix Q explicitly. Instead, Q is represented as a product of $\min(m, n)$ *elementary reflectors* :

$$Q = H(1) * H(2) * \dots * H(k), \text{ where } k = \min(m, n)$$

Each $H(i)$ has the form

$$H(i) = I - \tau v v'$$

where τ is a real/complex scalar stored in $\tau(i)$, and v is a real/complex vector with $v(1:i-1) = 0$ and $v(i) = 1$.

On exit, $v(i+1:m)$ is stored in $a(i+1:m, i)$.

Input Parameters

m INTEGER. The number of rows in the matrix A ($m \geq 0$).

n INTEGER. The number of columns in A ($n \geq 0$).

$a, work$ REAL for `sgeqr2`
DOUBLE PRECISION for `dgeqr2`
COMPLEX for `cgeqr2`
COMPLEX*16 for `zgeqr2`.

Arrays:

$a(lda, *)$ contains the m -by- n matrix A .

The second dimension of a must be at least $\max(1, n)$.

$work(n)$ is a workspace array.

lda INTEGER. The first dimension of a ; at least $\max(1, m)$.

Output Parameters

a Overwritten by the factorization data as follows:

on exit, the elements on and above the diagonal of the array *a* contain the $\min(n,m)$ -by-*n* upper trapezoidal matrix *R* (*R* is upper triangular if $m \geq n$); the elements below the diagonal, with the array *tau*, represent the orthogonal/unitary matrix *Q* as a product of elementary reflectors.

<i>tau</i>	REAL for sgeqr2 DOUBLE PRECISION for dgeqr2 COMPLEX for cgeqr2 COMPLEX*16 for zgeqr2. Array, DIMENSION at least $\max(1, \min(m, n))$. Contains scalar factors of the elementary reflectors.
<i>info</i>	INTEGER. If <i>info</i> = 0, the execution is successful. If <i>info</i> = - <i>i</i> , the <i>i</i> -th parameter had an illegal value.

?gerq2

Computes the RQ factorization of a general rectangular matrix using an unblocked algorithm.

Syntax

```
call sgerq2( m, n, a, lda, tau, work, info )
call dgerq2( m, n, a, lda, tau, work, info )
call cgerq2( m, n, a, lda, tau, work, info )
call zgerq2( m, n, a, lda, tau, work, info )
```

Description

This routine is declared in `mkl_lapack.fi` for FORTRAN 77 interface and in `mkl_lapack.h` for C interface.

The routine computes a *RQ* factorization of a real/complex *m*-by-*n* matrix *A* as $A = R^*Q$.

The routine does not form the matrix *Q* explicitly. Instead, *Q* is represented as a product of $\min(m, n)$ *elementary reflectors* :

$Q = H(1) * H(2) * \dots * H(k)$, where $k = \min(m, n)$

Each $H(i)$ has the form

$$H(i) = I - \tau v v'$$

where τ is a real/complex scalar stored in $\tau(i)$, and v is a real/complex vector with $v(n-k+i+1:n) = 0$ and $v(n-k+i) = 1$.

On exit, $v(1:n-k+i-1)$ is stored in $a(m-k+i, 1:n-k+i-1)$.

Input Parameters

m INTEGER. The number of rows in the matrix A ($m \geq 0$).

n INTEGER. The number of columns in A ($n \geq 0$).

a, work REAL for sgerq2
DOUBLE PRECISION for dgerq2
COMPLEX for cgerq2
COMPLEX*16 for zgerq2.
Arrays:
 $a(lda, *)$ contains the m -by- n matrix A .
The second dimension of a must be at least $\max(1, n)$.
 $work(m)$ is a workspace array.

lda INTEGER. The first dimension of a ; at least $\max(1, m)$.

Output Parameters

a Overwritten by the factorization data as follows:
on exit, if $m \leq n$, the upper triangle of the subarray $a(1:m, n-m+1:n)$ contains the m -by- m upper triangular matrix R ;
if $m > n$, the elements on and above the $(m-n)$ -th subdiagonal contain the m -by- n upper trapezoidal matrix R ;
the remaining elements, with the array τ , represent the orthogonal/unitary matrix Q as a product of elementary reflectors.

tau REAL for sgerq2
DOUBLE PRECISION for dgerq2
COMPLEX for cgerq2
COMPLEX*16 for zgerq2.
Array, DIMENSION at least $\max(1, \min(m, n))$.
Contains scalar factors of the elementary reflectors.

info INTEGER.
 If *info* = 0, the execution is successful.
 If *info* = -*i*, the *i*-th parameter had an illegal value.

?gesc2

Solves a system of linear equations using the LU factorization with complete pivoting computed by ?getc2.

Syntax

```
call sgesc2( n, a, lda, rhs, ipiv, jpiv, scale )
call dgesc2( n, a, lda, rhs, ipiv, jpiv, scale )
call cgesc2( n, a, lda, rhs, ipiv, jpiv, scale )
call zgesc2( n, a, lda, rhs, ipiv, jpiv, scale )
```

Description

This routine is declared in `mkl_lapack.fi` for FORTRAN 77 interface and in `mkl_lapack.h` for C interface.

The routine solves a system of linear equations

$$A * X = scale * RHS$$

with a general *n*-by-*n* matrix *A* using the *LU* factorization with complete pivoting computed by [?getc2](#).

Input Parameters

n INTEGER. The order of the matrix *A*.
a, rhs REAL for `sgesc2`
 DOUBLE PRECISION for `dgesc2`
 COMPLEX for `cgesc2`
 COMPLEX*16 for `zgesc2`.
Arrays:
a(*lda*,*) contains the *LU* part of the factorization of the *n*-by-*n* matrix *A* computed by [?getc2](#):
 $A = P * L * U * Q$.
 The second dimension of *a* must be at least $\max(1, n)$;

rhs(*n*) contains on entry the right hand side vector for the system of equations.

lda INTEGER. The first dimension of *a*; at least $\max(1, n)$.

ipiv INTEGER.
Array, DIMENSION at least $\max(1, n)$.
The pivot indices: for $1 \leq i \leq n$, row *i* of the matrix has been interchanged with row *ipiv*(*i*).

jpiv INTEGER.
Array, DIMENSION at least $\max(1, n)$.
The pivot indices: for $1 \leq j \leq n$, column *j* of the matrix has been interchanged with column *jpiv*(*j*).

Output Parameters

rhs On exit, overwritten with the solution vector *x*.

scale REAL for *sgetc2*/*cgetc2*
DOUBLE PRECISION for *dgetc2*/*zgetc2*
Contains the scale factor. *scale* is chosen in the range $0 \leq scale \leq 1$ to prevent overflow in the solution.

?getc2

Computes the LU factorization with complete pivoting of the general n-by-n matrix.

Syntax

```
call sgetc2( n, a, lda, ipiv, jpiv, info )
call dgetc2( n, a, lda, ipiv, jpiv, info )
call cgetc2( n, a, lda, ipiv, jpiv, info )
call zgetc2( n, a, lda, ipiv, jpiv, info )
```

Description

This routine is declared in `mkl_lapack.fi` for FORTRAN 77 interface and in `mkl_lapack.h` for C interface.

The routine computes an LU factorization with complete pivoting of the n -by- n matrix A . The factorization has the form $A = P * L * U * Q$, where P and Q are permutation matrices, L is lower triangular with unit diagonal elements and U is upper triangular.

The LU factorization computed by this routine is used by `?latdf` to compute a contribution to the reciprocal Dif-estimate.

Input Parameters

n INTEGER. The order of the matrix A ($n \geq 0$).

a REAL for `sgetc2`
 DOUBLE PRECISION for `dgetc2`
 COMPLEX for `cgetc2`
 COMPLEX*16 for `zgetc2`.
 Array $a(lda, *)$ contains the n -by- n matrix A to be factored.
 The second dimension of a must be at least $\max(1, n)$;

lda INTEGER. The first dimension of a ; at least $\max(1, n)$.

Output Parameters

a On exit, the factors L and U from the factorization $A = P * L * U * Q$; the unit diagonal elements of L are not stored. If $U(k, k)$ appears to be less than `smin`, $U(k, k)$ is given the value of `smin`, that is giving a nonsingular perturbed system.

ipiv INTEGER.
 Array, DIMENSION at least $\max(1, n)$.
 The pivot indices: for $1 \leq i \leq n$, row i of the matrix has been interchanged with row $ipiv(i)$.

jpiv INTEGER.
 Array, DIMENSION at least $\max(1, n)$.
 The pivot indices: for $1 \leq j \leq n$, column j of the matrix has been interchanged with column $jpiv(j)$.

info INTEGER.
 If $info = 0$, the execution is successful.
 If $info = k > 0$, $U(k, k)$ is likely to produce overflow if we try to solve for x in $A * x = b$. So U is perturbed to avoid the overflow.

?getf2

Computes the LU factorization of a general m -by- n matrix using partial pivoting with row interchanges (unblocked algorithm).

Syntax

```
call sgetf2( m, n, a, lda, ipiv, info )
call dgetf2( m, n, a, lda, ipiv, info )
call cgetf2( m, n, a, lda, ipiv, info )
call zgetf2( m, n, a, lda, ipiv, info )
```

Description

This routine is declared in `mkl_lapack.fi` for FORTRAN 77 interface and in `mkl_lapack.h` for C interface.

The routine computes the LU factorization of a general m -by- n matrix A using partial pivoting with row interchanges. The factorization has the form

$$A = P * L * U$$

where P is a permutation matrix, L is lower triangular with unit diagonal elements (lower trapezoidal if $m > n$) and U is upper triangular (upper trapezoidal if $m < n$).

Input Parameters

m	INTEGER. The number of rows in the matrix A ($m \geq 0$).
n	INTEGER. The number of columns in A ($n \geq 0$).
a	REAL for <code>sgetf2</code> DOUBLE PRECISION for <code>dgetf2</code> COMPLEX for <code>cgetf2</code> COMPLEX*16 for <code>zgetf2</code> . Array, DIMENSION ($lda, *$). Contains the matrix A to be factored. The second dimension of a must be at least $\max(1, n)$.
lda	INTEGER. The first dimension of a ; at least $\max(1, m)$.

Output Parameters

<i>a</i>	Overwritten by <i>L</i> and <i>U</i> . The unit diagonal elements of <i>L</i> are not stored.
<i>ipiv</i>	INTEGER. Array, DIMENSION at least $\max(1, \min(m, n))$. The pivot indices: for $1 \leq i \leq n$, row <i>i</i> was interchanged with row <i>ipiv</i> (<i>i</i>).
<i>info</i>	INTEGER. If <i>info</i> =0, the execution is successful. If <i>info</i> = - <i>i</i> , the <i>i</i> -th parameter had an illegal value. If <i>info</i> = <i>i</i> > 0, <i>u</i> _{<i>ii</i>} is 0. The factorization has been completed, but <i>U</i> is exactly singular. Division by 0 will occur if you use the factor <i>U</i> for solving a system of linear equations.

?gtts2

Solves a system of linear equations with a tridiagonal matrix using the LU factorization computed by ?gttrf.

Syntax

```
call sgts2( itrans, n, nrhs, dl, d, du, du2, ipiv, b, ldb )
call dgts2( itrans, n, nrhs, dl, d, du, du2, ipiv, b, ldb )
call cgts2( itrans, n, nrhs, dl, d, du, du2, ipiv, b, ldb )
call zgts2( itrans, n, nrhs, dl, d, du, du2, ipiv, b, ldb )
```

Description

This routine is declared in `mk1_lapack.fi` for FORTRAN 77 interface and in `mk1_lapack.h` for C interface.

The routine solves for *X* one of the following systems of linear equations with multiple right hand sides:

$A * X = B$, $A^T * X = B$, or $A^H * X = B$ (for complex matrices only), with a tridiagonal matrix *A* using the *LU* factorization computed by [?gttrf](#).

Input Parameters

<i>itrans</i>	<p>INTEGER. Must be 0, 1, or 2.</p> <p>Indicates the form of the equations to be solved:</p> <p>If <i>itrans</i> = 0, then $A^*X = B$ (no transpose).</p> <p>If <i>itrans</i> = 1, then $A^T * X = B$ (transpose).</p> <p>If <i>itrans</i> = 2, then $A^H * X = B$ (conjugate transpose).</p>
<i>n</i>	<p>INTEGER. The order of the matrix <i>A</i> ($n \geq 0$).</p>
<i>nrhs</i>	<p>INTEGER. The number of right-hand sides, i.e., the number of columns in <i>B</i> ($nrhs \geq 0$).</p>
<i>dl,d,du,du2,b</i>	<p>REAL for <i>sgtts2</i> DOUBLE PRECISION for <i>dgtts2</i> COMPLEX for <i>cgtts2</i> COMPLEX*16 for <i>zgtts2</i>.</p> <p>Arrays: <i>dl</i>($n - 1$), <i>d</i>(n), <i>du</i>($n - 1$), <i>du2</i>($n - 2$), <i>b</i>(<i>ldb</i>, <i>nrhs</i>).</p> <p>The array <i>dl</i> contains the ($n - 1$) multipliers that define the matrix <i>L</i> from the <i>LU</i> factorization of <i>A</i>.</p> <p>The array <i>d</i> contains the <i>n</i> diagonal elements of the upper triangular matrix <i>U</i> from the <i>LU</i> factorization of <i>A</i>.</p> <p>The array <i>du</i> contains the ($n - 1$) elements of the first super-diagonal of <i>U</i>.</p> <p>The array <i>du2</i> contains the ($n - 2$) elements of the second super-diagonal of <i>U</i>.</p> <p>The array <i>b</i> contains the matrix <i>B</i> whose columns are the right-hand sides for the systems of equations.</p>
<i>ldb</i>	<p>INTEGER. The leading dimension of <i>b</i>; must be $ldb \geq \max(1, n)$.</p>
<i>ipiv</i>	<p>INTEGER.</p> <p>Array, DIMENSION (<i>n</i>).</p> <p>The pivot indices array, as returned by <i>?gttrf</i>.</p>

Output Parameters

<i>b</i>	Overwritten by the solution matrix <i>X</i> .
----------	---

?isnan

Tests input for NaN.

Syntax

```
val = sisnan( sin )
```

```
val = disnan( din )
```

Description

This routine is declared in `mkl_lapack.fi` for FORTRAN 77 interface and in `mkl_lapack.h` for C interface.

This logical routine returns `.TRUE.` if its argument is NaN, and `.FALSE.` otherwise.

Input Parameters

<i>sin</i>	REAL for <code>sisnan</code> Input to test for NaN.
<i>din</i>	DOUBLE PRECISION for <code>disnan</code> Input to test for NaN.

Output Parameters

<i>val</i>	Logical. Result of the test.
------------	------------------------------

?laisnan

Tests input for NaN.

Syntax

```
val = slaisnan( sin1, sin2 )
```

```
val = dlaisnan( din1, din2 )
```

Description

This routine is declared in `mkl_lapack.fi` for FORTRAN 77 interface and in `mkl_lapack.h` for C interface.

This logical routine checks for NaNs (NaN stands for 'Not A Number') by comparing its two arguments for inequality. NaN is the only floating-point value where $\text{NaN} \neq \text{NaN}$ returns `.TRUE.`. To check for NaNs, pass the same variable as both arguments.

This routine is not for general use. It exists solely to avoid over-optimization in `?isnan`.

Input Parameters

<code>sin1, sin2</code>	REAL for <code>sisnan</code> Two numbers to compare for inequality.
<code>din2, din2</code>	DOUBLE PRECISION for <code>disnan</code> Two numbers to compare for inequality.

Output Parameters

<code>val</code>	Logical. Result of the comparison.
------------------	------------------------------------

?labrd

Reduces the first nb rows and columns of a general matrix to a bidiagonal form.

Syntax

```
call slabrd( m, n, nb, a, lda, d, e, tauq, taup, x, ldx, y, ldy )
call dlabrd( m, n, nb, a, lda, d, e, tauq, taup, x, ldx, y, ldy )
call clabrd( m, n, nb, a, lda, d, e, tauq, taup, x, ldx, y, ldy )
call zlabrd( m, n, nb, a, lda, d, e, tauq, taup, x, ldx, y, ldy )
```

Description

This routine is declared in `mkl_lapack.fi` for FORTRAN 77 interface and in `mkl_lapack.h` for C interface.

The routine reduces the first nb rows and columns of a general m -by- n matrix A to upper or lower bidiagonal form by an orthogonal/unitary transformation $Q^T A P$, and returns the matrices X and Y which are needed to apply the transformation to the unreduced part of A .

if $m \geq n$, A is reduced to upper bidiagonal form; if $m < n$, to lower bidiagonal form.

The matrices Q and P are represented as products of elementary reflectors: $Q = H(1) * (2) * \dots * H(nb)$, and $P = G(1) * G(2) * \dots * G(nb)$

Each $H(i)$ and $G(i)$ has the form

$$H(i) = I - \tau_{\text{auq}} * v * v' \text{ and } G(i) = I - \tau_{\text{aup}} * u * u'$$

where τ_{auq} and τ_{aup} are scalars, and v and u are vectors.

The elements of the vectors v and u together form the m -by- nb matrix V and the nb -by- n matrix U' which are needed, with X and Y , to apply the transformation to the unreduced part of the matrix, using a block update of the form: $A := A - V * Y' - X * U'$.

This is an auxiliary routine called by `?gebrd`.

Input Parameters

m	INTEGER. The number of rows in the matrix A ($m \geq 0$).
n	INTEGER. The number of columns in A ($n \geq 0$).
nb	INTEGER. The number of leading rows and columns of A to be reduced.
a	REAL for <code>slabrd</code> DOUBLE PRECISION for <code>dlabrd</code> COMPLEX for <code>clabrd</code> COMPLEX*16 for <code>zlabrd</code> . Array $a(lda,*)$ contains the matrix A to be reduced. The second dimension of a must be at least $\max(1, n)$.
lda	INTEGER. The first dimension of a ; at least $\max(1, m)$.
ldx	INTEGER. The first dimension of the output array x ; must beat least $\max(1, m)$.
ldy	INTEGER. The first dimension of the output array y ; must beat least $\max(1, n)$.

Output Parameters

a	On exit, the first nb rows and columns of the matrix are overwritten; the rest of the array is unchanged. if $m \geq n$, elements on and below the diagonal in the first nb columns, with the array τ_{auq} , represent the orthogonal/unitary matrix Q as a product of elementary
-----	--

reflectors; and elements above the diagonal in the first nb rows, with the array taup , represent the orthogonal/unitary matrix P as a product of elementary reflectors.

if $m < n$, elements below the diagonal in the first nb columns, with the array tauq , represent the orthogonal/unitary matrix Q as a product of elementary reflectors, and elements on and above the diagonal in the first nb rows, with the array taup , represent the orthogonal/unitary matrix P as a product of elementary reflectors.

d, e

REAL for single-precision flavors

DOUBLE PRECISION for double-precision flavors. Arrays, DIMENSION (nb) each. The array d contains the diagonal elements of the first nb rows and columns of the reduced matrix:

$d(i) = a(i, i)$.

The array e contains the off-diagonal elements of the first nb rows and columns of the reduced matrix.

$\mathit{tauq}, \mathit{taup}$

REAL for slabrd

DOUBLE PRECISION for dlabrd

COMPLEX for clabrd

COMPLEX*16 for zlabrd.

Arrays, DIMENSION (nb) each. Contain scalar factors of the elementary reflectors which represent the orthogonal/unitary matrices Q and P , respectively.

x, y

REAL for slabrd

DOUBLE PRECISION for dlabrd

COMPLEX for clabrd

COMPLEX*16 for zlabrd.

Arrays, dimension $x(ldx, nb)$, $y(ldy, nb)$.

The array x contains the m -by- nb matrix X required to update the unreduced part of A .

The array y contains the n -by- nb matrix Y required to update the unreduced part of A .

Application Notes

if $m \geq n$, then for the elementary reflectors $H(i)$ and $G(i)$,

$v(1:i-1) = 0$, $v(i) = 1$, and $v(i:m)$ is stored on exit in $a(i:m, i)$; $u(1:i) = 0$, $u(i+1) = 1$, and $u(i+1:n)$ is stored on exit in $a(i, i+1:n)$;

τ_{auq} is stored in $\tau_{auq}(i)$ and τ_{aup} in $\tau_{aup}(i)$.

if $m < n$,

$v(1:i) = 0$, $v(i+1) = 1$, and $v(i+1:m)$ is stored on exit in $a(i+2:m, i)$; $u(1:i-1) = 0$, $u(i) = 1$, and $u(i:n)$ is stored on exit in $a(i, i+1:n)$; τ_{auq} is stored in $\tau_{auq}(i)$ and τ_{aup} in $\tau_{aup}(i)$.

The contents of a on exit are illustrated by the following examples with $nb = 2$:

$m=6, n=5$ ($m>n$)

$$\begin{bmatrix} 1 & 1 & u_1 & u_1 & u_1 \\ v_1 & 1 & 1 & u_2 & u_2 \\ v_1 & v_2 & a & a & a \\ v_1 & v_2 & a & a & a \\ v_1 & v_2 & a & a & a \\ v_1 & v_2 & a & a & a \end{bmatrix}$$

$m=5, n=6$ ($m<n$)

$$\begin{bmatrix} 1 & u_1 & u_1 & u_1 & u_1 & u_1 \\ 1 & 1 & u_2 & u_2 & u_2 & u_2 \\ v_1 & 1 & a & a & a & a \\ v_1 & v_2 & a & a & a & a \\ v_1 & v_2 & a & a & a & a \end{bmatrix}$$

where a denotes an element of the original matrix which is unchanged, v_i denotes an element of the vector defining $H(i)$, and u_i an element of the vector defining $G(i)$.

slacn2

Estimates the 1-norm of a square matrix, using reverse communication for evaluating matrix-vector products.

Syntax

```
call slacn2( n, v, x, isgn, est, kase, isave )
```

```
call dlacn2( n, v, x, isgn, est, kase, isave )
```



```
call clacn2( n, v, x, est, kase, isave )
call zlacn2( n, v, x, est, kase, isave )
```

Description

This routine is declared in `mk1_lapack.fi` for FORTRAN 77 interface and in `mk1_lapack.h` for C interface.

The routine estimates the 1-norm of a square, real or complex matrix *A*. Reverse communication is used for evaluating matrix-vector products.

Input Parameters

<i>n</i>	INTEGER. The order of the matrix <i>A</i> ($n \geq 1$).
<i>v</i> , <i>x</i>	REAL for <code>slacn2</code> DOUBLE PRECISION for <code>dlacn2</code> COMPLEX for <code>clacn2</code> COMPLEX*16 for <code>zlacn2</code> . Arrays, DIMENSION (<i>n</i>) each. <i>v</i> is a workspace array. <i>x</i> is used as input after an intermediate return.
<i>isgn</i>	INTEGER. Workspace array, DIMENSION (<i>n</i>), used with real flavors only.
<i>est</i>	REAL for <code>slacn2/clacn2</code> DOUBLE PRECISION for <code>dlacn2/zlacn2</code> On entry with <i>kase</i> set to 1 or 2, and <code>isave(1) = 1</code> , <i>est</i> must be unchanged from the previous call to the routine.
<i>kase</i>	INTEGER. On the initial call to the routine, <i>kase</i> must be set to 0.
<i>isave</i>	INTEGER. Array, DIMENSION (3). Contains variables from the previous call to the routine.

Output Parameters

<i>est</i>	An estimate (a lower bound) for <code>norm(A)</code> .
<i>kase</i>	On an intermediate return, <i>kase</i> is set to 1 or 2, indicating whether <i>x</i> is overwritten by $A*x$ or $A'*x$. On the final return, <i>kase</i> is set to 0.

<code>v</code>	On the final return, $v = A^*w$, where $est = \text{norm}(v) / \text{norm}(w)$ (w is not returned).
<code>x</code>	On an intermediate return, x is overwritten by A^*x , if $kase = 1$, A'^*x , if $kase = 2$, (A' is the conjugate transpose of A), and the routine must be re-called with all the other parameters unchanged.
<code>isave</code>	This parameter is used to save variables between calls to the routine.

?lacon

Estimates the 1-norm of a square matrix, using reverse communication for evaluating matrix-vector products.

Syntax

```
call slacon( n, v, x, isgn, est, kase )
call dlacon( n, v, x, isgn, est, kase )
call clacon( n, v, x, est, kase )
call zlacon( n, v, x, est, kase )
```

Description

This routine is declared in `mkl_lapack.fi` for FORTRAN 77 interface and in `mkl_lapack.h` for C interface.

The routine estimates the 1-norm of a square, real/complex matrix A . Reverse communication is used for evaluating matrix-vector products.



WARNING. The `?lacon` routine is not thread-safe. It is deprecated and retained for the backward compatibility only. Use the thread-safe `?lacn2` routine instead.

Input Parameters

`n` INTEGER. The order of the matrix A ($n \geq 1$).

v, x	<p>REAL for slacon DOUBLE PRECISION for dlacon COMPLEX for clacon COMPLEX*16 for zlacon. Arrays, DIMENSION (n) each. v is a workspace array. x is used as input after an intermediate return.</p>
$isgn$	<p>INTEGER. Workspace array, DIMENSION (n), used with real flavors only.</p>
est	<p>REAL for slacon/clacon DOUBLE PRECISION for dlacon/zlacon An estimate that with $kase=1$ or 2 should be unchanged from the previous call to ?lacon.</p>
$kase$	<p>INTEGER. On the initial call to ?lacon, $kase$ should be 0.</p>

Output Parameters

est	<p>REAL for slacon/clacon DOUBLE PRECISION for dlacon/zlacon An estimate (a lower bound) for $\text{norm}(A)$.</p>
$kase$	<p>On an intermediate return, $kase$ will be 1 or 2, indicating whether x should be overwritten by $A*x$ or $A'*x$. On the final return from ?lacon, $kase$ will again be 0.</p>
v	<p>On the final return, $v = A*w$, where $est = \text{norm}(v)/\text{norm}(w)$ (w is not returned).</p>
x	<p>On an intermediate return, x should be overwritten by $A*x$, if $kase = 1$, $A'*x$, if $kase = 2$, (where for complex flavors A' is the conjugate transpose of A), and ?lacon must be re-called with all the other parameters unchanged.</p>

zlacpy

Copies all or part of one two-dimensional array to another.

Syntax

```
call slacpy( uplo, m, n, a, lda, b, ldb )
call dlacpy( uplo, m, n, a, lda, b, ldb )
call clacpy( uplo, m, n, a, lda, b, ldb )
call zlacpy( uplo, m, n, a, lda, b, ldb )
```

Description

This routine is declared in `mkl_lapack.fi` for FORTRAN 77 interface and in `mkl_lapack.h` for C interface.

The routine copies all or part of a two-dimensional matrix *A* to another matrix *B*.

Input Parameters

<i>uplo</i>	CHARACTER*1. Specifies the part of the matrix <i>A</i> to be copied to <i>B</i> . If <i>uplo</i> = 'U', the upper triangular part of ; if <i>uplo</i> = 'L', the lower triangular part of <i>A</i> . Otherwise, all of the matrix <i>A</i> is copied.
<i>m</i>	INTEGER. The number of rows in the matrix <i>A</i> ($m \geq 0$).
<i>n</i>	INTEGER. The number of columns in <i>A</i> ($n \geq 0$).
<i>a</i>	REAL for slacpy DOUBLE PRECISION for dlacpy COMPLEX for clacpy COMPLEX*16 for zlacpy. Array <i>a</i> (<i>lda</i> ,*), contains the <i>m</i> -by- <i>n</i> matrix <i>A</i> . The second dimension of <i>a</i> must be at least $\max(1, n)$. If <i>uplo</i> = 'U', only the upper triangle or trapezoid is accessed; if <i>uplo</i> = 'L', only the lower triangle or trapezoid is accessed.
<i>lda</i>	INTEGER. The first dimension of <i>a</i> ; $lda \geq \max(1, m)$.

ldb INTEGER. The first dimension of the output array *b*; $ldb \geq \max(1, m)$.

Output Parameters

b REAL for slacpy
 DOUBLE PRECISION for dlacpy
 COMPLEX for clacpy
 COMPLEX*16 for zlacpy.
 Array *b*(*ldb*,*), contains the *m*-by-*n* matrix *B*.
 The second dimension of *b* must be at least $\max(1, n)$.
 On exit, $B = A$ in the locations specified by *uplo*.

?ladiv

Performs complex division in real arithmetic, avoiding unnecessary overflow.

Syntax

```
call sladiv( a, b, c, d, p, q )
call dladiv( a, b, c, d, p, q )
res = cladiv( x, y )
res = zladiv( x, y )
```

Description

This routine is declared in `mkl_lapack.fi` for FORTRAN 77 interface and in `mkl_lapack.h` for C interface.

The routines `sladiv`/`dladiv` perform complex division in real arithmetic as

$$p + iq = \frac{a + ib}{c + id}$$

Complex functions `cladiv`/`zladiv` compute the result as

$res = x/y$,

where x and y are complex. The computation of x / y will not overflow on an intermediary step unless the results overflows.

Input Parameters

a, b, c, d	<p>REAL for sladiv</p> <p>DOUBLE PRECISION for dladiv</p> <p>The scalars a, b, c, and d in the above expression (for real flavors only).</p>
x, y	<p>COMPLEX for cladiv</p> <p>COMPLEX*16 for zladiv</p> <p>The complex scalars x and y (for complex flavors only).</p>

Output Parameters

p, q	<p>REAL for sladiv</p> <p>DOUBLE PRECISION for dladiv</p> <p>The scalars p and q in the above expression (for real flavors only).</p>
res	<p>COMPLEX for cladiv</p> <p>DOUBLE COMPLEX for zladiv</p> <p>Contains the result of division x / y.</p>

?lae2

Computes the eigenvalues of a 2-by-2 symmetric matrix.

Syntax

```
call sla2( a, b, c, rt1, rt2 )
call dla2( a, b, c, rt1, rt2 )
```

Description

This routine is declared in `mk1_lapack.fi` for FORTRAN 77 interface and in `mk1_lapack.h` for C interface.

The routines `sla2/dla2` compute the eigenvalues of a 2-by-2 symmetric matrix

$$\begin{bmatrix} a & b \\ b & c \end{bmatrix}$$

On return, *rt1* is the eigenvalue of larger absolute value, and *rt2* is the eigenvalue of smaller absolute value.

Input Parameters

a, *b*, *c* REAL for slae2
 DOUBLE PRECISION for dlae2
The elements *a*, *b*, and *c* of the 2-by-2 matrix above.

Output Parameters

rt1, *rt2* REAL for slae2
 DOUBLE PRECISION for dlae2
The computed eigenvalues of larger and smaller absolute value, respectively.

Application Notes

rt1 is accurate to a few ulps barring over/underflow. *rt2* may be inaccurate if there is massive cancellation in the determinant $a*c-b*b$; higher precision or correctly rounded or correctly truncated arithmetic would be needed to compute *rt2* accurately in all cases.

Overflow is possible only if *rt1* is within a factor of 5 of overflow. Underflow is harmless if the input data is 0 or exceeds

underflow_threshold / *macheps*.

?laebz

Computes the number of eigenvalues of a real symmetric tridiagonal matrix which are less than or equal to a given value, and performs other tasks required by the routine ?stebz.

Syntax

```
call slaebz( ijob, nitmax, n, mmax, minp, nbmin, abstol, reltol, pivmin, d,
e, e2, nval, ab, c, mout, nab, work, iwork, info )

call dlaebz( ijob, nitmax, n, mmax, minp, nbmin, abstol, reltol, pivmin, d,
e, e2, nval, ab, c, mout, nab, work, iwork, info )
```

Description

This routine is declared in `mkl_lapack.fi` for FORTRAN 77 interface and in `mkl_lapack.h` for C interface.

The routine ?laebz contains the iteration loops which compute and use the function $n(w)$, which is the count of eigenvalues of a symmetric tridiagonal matrix T less than or equal to its argument w . It performs a choice of two types of loops:

<i>ijob</i>	=1, followed by
<i>ijob</i>	=2: It takes as input a list of intervals and returns a list of sufficiently small intervals whose union contains the same eigenvalues as the union of the original intervals. The input intervals are $(ab(j,1), ab(j,2)]$, $j=1, \dots, minp$. The output interval $(ab(j,1), ab(j,2)]$ will contain eigenvalues $nab(j,1)+1, \dots, nab(j,2)$, where $1 \leq j \leq mout$.
<i>ijob</i>	=3: It performs a binary search in each input interval $(ab(j,1), ab(j,2)]$ for a point $w(j)$ such that $n(w(j))=nval(j)$, and uses $c(j)$ as the starting point of the search. If such a $w(j)$ is found, then on output $ab(j,1)=ab(j,2)=w$. If no such $w(j)$ is found, then on output $(ab(j,1), ab(j,2)]$ will be a small interval containing the point where $n(w)$ jumps through $nval(j)$, unless that point lies outside the initial interval.

Note that the intervals are in all cases half-open intervals, that is, of the form $(a, b]$, which includes b but not a .

To avoid underflow, the matrix should be scaled so that its largest element is no greater than $\text{overflow}^{1/2} * \text{overflow}^{1/4}$ in absolute value. To assure the most accurate computation of small eigenvalues, the matrix should be scaled to be not much smaller than that, either.



NOTE. In general, the arguments are not checked for unreasonable values.

Input Parameters

<i>ijob</i>	<p>INTEGER. Specifies what is to be done:</p> <ul style="list-style-type: none"> = 1: Compute <i>nab</i> for the initial intervals. = 2: Perform bisection iteration to find eigenvalues of <i>T</i>. = 3: Perform bisection iteration to invert $n(w)$, i.e., to find a point which has a specified number of eigenvalues of <i>T</i> to its left. Other values will cause <code>?laebz</code> to return with <i>info</i>=-1.
<i>nitmax</i>	<p>INTEGER. The maximum number of "levels" of bisection to be performed, i.e., an interval of width <i>w</i> will not be made smaller than $2^{-nitmax} * w$. If not all intervals have converged after <i>nitmax</i> iterations, then <i>info</i> is set to the number of non-converged intervals.</p>
<i>n</i>	<p>INTEGER. The dimension <i>n</i> of the tridiagonal matrix <i>T</i>. It must be at least 1.</p>
<i>mmax</i>	<p>INTEGER. The maximum number of intervals. If more than <i>mmax</i> intervals are generated, then <code>?laebz</code> will quit with <i>info</i>=<i>mmax</i>+1.</p>
<i>minp</i>	<p>INTEGER. The initial number of intervals. It may not be greater than <i>mmax</i>.</p>
<i>nbmin</i>	<p>INTEGER. The smallest number of intervals that should be processed using a vector loop. If zero, then only the scalar loop will be used.</p>
<i>abstol</i>	<p>REAL for <code>slaebz</code> DOUBLE PRECISION for <code>dlaebz</code>. The minimum (absolute) width of an interval. When an interval is narrower than <i>abstol</i>, or than <i>reltol</i> times the larger (in magnitude) endpoint, then it is considered to be sufficiently small, i.e., converged. This must be at least zero.</p>

<i>reltol</i>	<p>REAL for slaebz DOUBLE PRECISION for dlaebz.</p> <p>The minimum relative width of an interval. When an interval is narrower than <i>abstol</i>, or than <i>reltol</i> times the larger (in magnitude) endpoint, then it is considered to be sufficiently small, i.e., converged. Note: this should always be at least <i>radix*machine_epsilon</i>.</p>
<i>pivmin</i>	<p>REAL for slaebz DOUBLE PRECISION for dlaebz.</p> <p>The minimum absolute value of a "pivot" in the Sturm sequence loop. This value must be at least ($\max e(j)**2 *safe_min$) and at least <i>safe_min</i>, where <i>safe_min</i> is at least the smallest number that can divide one without overflow.</p>
<i>d, e, e2</i>	<p>REAL for slaebz DOUBLE PRECISION for dlaebz.</p> <p>Arrays, dimension (<i>n</i>) each. The array <i>d</i> contains the diagonal elements of the tridiagonal matrix <i>T</i>. The array <i>e</i> contains the off-diagonal elements of the tridiagonal matrix <i>T</i> in positions 1 through <i>n</i>-1. <i>e</i>(<i>n</i>) is arbitrary. The array <i>e2</i> contains the squares of the off-diagonal elements of the tridiagonal matrix <i>T</i>. <i>e2</i>(<i>n</i>) is ignored.</p>
<i>nval</i>	<p>INTEGER.</p> <p>Array, dimension (<i>minp</i>).</p> <p>If <i>ijob</i>=1 or 2, not referenced.</p> <p>If <i>ijob</i>=3, the desired values of <i>n</i>(<i>w</i>).</p>
<i>ab</i>	<p>REAL for slaebz DOUBLE PRECISION for dlaebz.</p> <p>Array, dimension (<i>mmax</i>,2) The endpoints of the intervals. <i>ab</i>(<i>j</i>,1) is <i>a</i>(<i>j</i>), the left endpoint of the <i>j</i>-th interval, and <i>ab</i>(<i>j</i>,2) is <i>b</i>(<i>j</i>), the right endpoint of the <i>j</i>-th interval.</p>
<i>c</i>	<p>REAL for slaebz DOUBLE PRECISION for dlaebz.</p> <p>Array, dimension (<i>mmax</i>)</p> <p>If <i>ijob</i>=1, ignored.</p> <p>If <i>ijob</i>=2, workspace.</p>

	<p>If $i_{job}=3$, then on input $c(j)$ should be initialized to the first search point in the binary search.</p>
<i>nab</i>	<p>INTEGER. Array, dimension ($mmax, 2$) If $i_{job}=2$, then on input, $nab(i,j)$ should be set. It must satisfy the condition: $n(ab(i,1)) \leq nab(i,1) \leq nab(i,2) \leq n(ab(i,2))$, which means that in interval i only eigenvalues $nab(i,1)+1, \dots, nab(i,2)$ are considered. Usually, $nab(i,j)=n(ab(i,j))$, from a previous call to <code>?laebz</code> with $i_{job}=1$. If $i_{job}=3$, normally, nab should be set to some distinctive value(s) before <code>?laebz</code> is called.</p>
<i>work</i>	<p>REAL for <code>slaebz</code> DOUBLE PRECISION for <code>dlaebz</code>. Workspace array, dimension ($mmax$).</p>
<i>iwork</i>	<p>INTEGER. Workspace array, dimension ($mmax$).</p>

Output Parameters

<i>nval</i>	<p>The elements of <i>nval</i> will be reordered to correspond with the intervals in <i>ab</i>. Thus, $nval(j)$ on output will not, in general be the same as $nval(j)$ on input, but it will correspond with the interval $(ab(j,1), ab(j,2)]$ on output.</p>
<i>ab</i>	<p>The input intervals will, in general, be modified, split, and reordered by the calculation.</p>
<i>mout</i>	<p>INTEGER. If $i_{job}=1$, the number of eigenvalues in the intervals. If $i_{job}=2$ or 3, the number of intervals output. If $i_{job}=3$, <i>mout</i> will equal <i>minp</i>.</p>
<i>nab</i>	<p>If $i_{job}=1$, then on output $nab(i,j)$ will be set to $N(ab(i,j))$. If $i_{job}=2$, then on output, $nab(i,j)$ will contain $\max(na(k), \min(nb(k), N(ab(i,j))))$, where k is the index of the input interval that the output interval $(ab(j,1), ab(j,2)]$ came from, and $na(k)$ and $nb(k)$ are the input values of $nab(k,1)$ and $nab(k,2)$.</p>

If $ijob=3$, then on output, $nab(i,j)$ contains $N(ab(i,j))$, unless $N(w) > nval(i)$ for all search points w , in which case $nab(i,1)$ will not be modified, i.e., the output value will be the same as the input value (modulo reorderings, see $nval$ and ab), or unless $N(w) < nval(i)$ for all search points w , in which case $nab(i,2)$ will not be modified.

info

INTEGER.

If $info = 0$ - all intervals converged

If $info = 1$ -- $mmax$ - the last *info* interval did not converge.

If $info = mmax+1$ - more than $mmax$ intervals were generated

Application Notes

This routine is intended to be called only by other LAPACK routines, thus the interface is less user-friendly. It is intended for two purposes:

(a) finding eigenvalues. In this case, $?laebz$ should have one or more initial intervals set up in ab , and $?laebz$ should be called with $ijob=1$. This sets up nab , and also counts the eigenvalues. Intervals with no eigenvalues would usually be thrown out at this point. Also, if not all the eigenvalues in an interval i are desired, $nab(i,1)$ can be increased or $nab(i,2)$ decreased. For example, set $nab(i,1)=nab(i,2)-1$ to get the largest eigenvalue. $?laebz$ is then called with $ijob=2$ and $mmax$ no smaller than the value of $mout$ returned by the call with $ijob=1$. After this ($ijob=2$) call, eigenvalues $nab(i,1)+1$ through $nab(i,2)$ are approximately $ab(i,1)$ (or $ab(i,2)$) to the tolerance specified by $abstol$ and $reltol$.

(b) finding an interval $(a',b']$ containing eigenvalues $w(f), \dots, w(l)$. In this case, start with a Gershgorin interval (a,b) . Set up ab to contain 2 search intervals, both initially (a,b) . One $nval$ element should contain $f-1$ and the other should contain l , while c should contain a and b , respectively. $nab(i,1)$ should be -1 and $nab(i,2)$ should be $n+1$, to flag an error if the desired interval does not lie in (a,b) . $?laebz$ is then called with $ijob=3$. On exit, if $w(f-1) < w(f)$, then one of the intervals -- j -- will have $ab(j,1)=ab(j,2)$ and $nab(j,1)=nab(j,2)=f-1$, while if, to the specified tolerance, $w(f-k) = \dots = w(f+r)$, $k > 0$ and $r \geq 0$, then the interval will have $n(ab(j,1))=nab(j,1)=f-k$ and $n(ab(j,2))=nab(j,2)=f+r$. The cases $w(1) < w(1+1)$ and $w(l-r) = \dots = w(l+k)$ are handled similarly.

?laed0

Used by ?stedc. Computes all eigenvalues and corresponding eigenvectors of an unreduced symmetric tridiagonal matrix using the divide and conquer method.

Syntax

```
call slaed0( icompr, qsiz, n, d, e, q, ldq, qstore, ldqs, work, iwork, info
)
call dlaed0( icompr, qsiz, n, d, e, q, ldq, qstore, ldqs, work, iwork, info
)
call claed0( qsiz, n, d, e, q, ldq, qstore, ldqs, rwork, iwork, info )
call zlaed0( qsiz, n, d, e, q, ldq, qstore, ldqs, rwork, iwork, info )
```

Description

This routine is declared in `mkl_lapack.fi` for FORTRAN 77 interface and in `mkl_lapack.h` for C interface.

Real flavors of this routine compute all eigenvalues and (optionally) corresponding eigenvectors of a symmetric tridiagonal matrix using the divide and conquer method.

Complex flavors `claed0/zlaed0` compute all eigenvalues of a symmetric tridiagonal matrix which is one diagonal block of those from reducing a dense or band Hermitian matrix and corresponding eigenvectors of the dense or band matrix.

Input Parameters

<i>icompr</i>	INTEGER. Used with real flavors only. If <i>icompr</i> = 0, compute eigenvalues only. If <i>icompr</i> = 1, compute eigenvectors of original dense symmetric matrix also. On entry, the array <i>q</i> must contain the orthogonal matrix used to reduce the original matrix to tridiagonal form. If <i>icompr</i> = 2, compute eigenvalues and eigenvectors of the tridiagonal matrix.
<i>qsiz</i>	INTEGER.

The dimension of the orthogonal/unitary matrix used to reduce the full matrix to tridiagonal form; $qsiz \geq n$ (for real flavors, $qsiz \geq n$ if $icompq = 1$).

n INTEGER. The dimension of the symmetric tridiagonal matrix ($n \geq 0$).

d, e, rwork REAL for single-precision flavors
DOUBLE PRECISION for double-precision flavors. Arrays:
d(*) contains the main diagonal of the tridiagonal matrix. The dimension of *d* must be at least $\max(1, n)$.
e(*) contains the off-diagonal elements of the tridiagonal matrix. The dimension of *e* must be at least $\max(1, n-1)$.
rwork(*) is a workspace array used in complex flavors only. The dimension of *rwork* must be at least $(1 + 3n + 2n \lg(n) + 3n^2)$, where $\lg(n)$ = smallest integer *k* such that $2^k \geq n$.

q, qstore REAL for slaed0
DOUBLE PRECISION for dlaed0
COMPLEX for claed0
COMPLEX*16 for zlaed0.
Arrays: *q*(*ldq*, *), *qstore*(*ldqs*, *). The second dimension of these arrays must be at least $\max(1, n)$.
For real flavors:
If $icompq = 0$, array *q* is not referenced.
If $icompq = 1$, on entry, *q* is a subset of the columns of the orthogonal matrix used to reduce the full matrix to tridiagonal form corresponding to the subset of the full matrix which is being decomposed at this time.
If $icompq = 2$, on entry, *q* will be the identity matrix. The array *qstore* is a workspace array referenced only when $icompq = 1$. Used to store parts of the eigenvector matrix when the updating matrix multiplies take place.
For complex flavors:
On entry, *q* must contain an *qsiz*-by-*n* matrix whose columns are unitarily orthonormal. It is a part of the unitary matrix that reduces the full dense Hermitian matrix to a

	(reducible) symmetric tridiagonal matrix. The array <i>qstore</i> is a workspace array used to store parts of the eigenvector matrix when the updating matrix multiplies take place.
<i>ldq</i>	INTEGER. The first dimension of the array <i>q</i> ; $ldq \geq \max(1, n)$.
<i>ldqs</i>	INTEGER. The first dimension of the array <i>qstore</i> ; $ldqs \geq \max(1, n)$.
<i>work</i>	REAL for slaed0 DOUBLE PRECISION for dlaed0. Workspace array, used in real flavors only. If <i>icompg</i> = 0 or 1, the dimension of <i>work</i> must be at least $(1 + 3n + 2n \lg(n) + 2n^2)$, where $\lg(n)$ = smallest integer <i>k</i> such that $2^k \geq n$. If <i>icompg</i> = 2, the dimension of <i>work</i> must be at least $(4n + n^2)$.
<i>iwork</i>	INTEGER. Workspace array. For real flavors, if <i>icompg</i> = 0 or 1, and for complex flavors, the dimension of <i>iwork</i> must be at least $(6 + 6n + 5n \lg(n))$. For real flavors, if <i>icompg</i> = 2, the dimension of <i>iwork</i> must be at least $(3 + 5n)$.

Output Parameters

<i>d</i>	On exit, contains eigenvalues in ascending order.
<i>e</i>	On exit, the array is destroyed.
<i>q</i>	If <i>icompg</i> = 2, on exit, <i>q</i> contains the eigenvectors of the tridiagonal matrix.
<i>info</i>	INTEGER. If <i>info</i> = 0, the execution is successful. If <i>info</i> = - <i>i</i> , the <i>i</i> -th parameter had an illegal value. If <i>info</i> = <i>i</i> > 0, the algorithm failed to compute an eigenvalue while working on the submatrix lying in rows and columns <i>i</i> /(<i>n</i> +1) through mod(<i>i</i> , <i>n</i> +1).

?laed1

Used by sstedc/dstedc. Computes the updated eigensystem of a diagonal matrix after modification by a rank-one symmetric matrix. Used when the original matrix is tridiagonal.

Syntax

```
call slaed1( n, d, q, ldq, indxq, rho, cutpnt, work, iwork, info )  
call dlaed1( n, d, q, ldq, indxq, rho, cutpnt, work, iwork, info )
```

Description

This routine is declared in `mkl_lapack.fi` for FORTRAN 77 interface and in `mkl_lapack.h` for C interface.

The routine ?laed1 computes the updated eigensystem of a diagonal matrix after modification by a rank-one symmetric matrix. This routine is used only for the eigenproblem which requires all eigenvalues and eigenvectors of a tridiagonal matrix. ?laed7 handles the case in which eigenvalues only or eigenvalues and eigenvectors of a full symmetric matrix (which was reduced to tridiagonal form) are desired.

$$T = Q(\text{in}) * (D(\text{in}) + \text{rho} * Z * Z') * Q'(\text{in}) = Q(\text{out}) * D(\text{out}) * Q'(\text{out})$$

where $Z = Q'u$, u is a vector of length n with ones in the `cutpnt` and `(cutpnt+1)`-th elements and zeros elsewhere. The eigenvectors of the original matrix are stored in Q , and the eigenvalues are in D . The algorithm consists of three stages:

The first stage consists of deflating the size of the problem when there are multiple eigenvalues or if there is a zero in the z vector. For each such occurrence the dimension of the secular equation problem is reduced by one. This stage is performed by the routine ?laed2.

The second stage consists of calculating the updated eigenvalues. This is done by finding the roots of the secular equation via the routine ?laed4 (as called by ?laed3). This routine also calculates the eigenvectors of the current problem.

The final stage consists of computing the updated eigenvectors directly using the updated eigenvalues. The eigenvectors for the current problem are multiplied with the eigenvectors from the overall problem.

Input Parameters

<i>n</i>	INTEGER. The dimension of the symmetric tridiagonal matrix ($n \geq 0$).
<i>d</i> , <i>q</i> , <i>work</i>	REAL for slaed1 DOUBLE PRECISION for dlaed1. Arrays: <i>d</i> (*) contains the eigenvalues of the rank-1-perturbed matrix. The dimension of <i>d</i> must be at least $\max(1, n)$. <i>q</i> (<i>ldq</i> , *) contains the eigenvectors of the rank-1-perturbed matrix. The second dimension of <i>q</i> must be at least $\max(1, n)$. <i>work</i> (*) is a workspace array, dimension at least $(4n+n^2)$.
<i>ldq</i>	INTEGER. The first dimension of the array <i>q</i> ; $ldq \geq \max(1, n)$.
<i>indxq</i>	INTEGER. Array, dimension (<i>n</i>). On entry, the permutation which separately sorts the two subproblems in <i>d</i> into ascending order.
<i>rho</i>	REAL for slaed1 DOUBLE PRECISION for dlaed1. The subdiagonal entry used to create the rank-1 modification. This parameter can be modified by ?laed2, where it is input/output.
<i>cutpnt</i>	INTEGER. The location of the last eigenvalue in the leading sub-matrix. $\min(1, n) \leq cutpnt \leq n/2$.
<i>iwork</i>	INTEGER. Workspace array, dimension $(4n)$.

Output Parameters

<i>d</i>	On exit, contains the eigenvalues of the repaired matrix.
<i>q</i>	On exit, <i>q</i> contains the eigenvectors of the repaired tridiagonal matrix.

<i>indxq</i>	On exit, contains the permutation which will reintegrate the subproblems back into sorted order, that is, $d(\text{indxq}(i) = 1, n))$ will be in ascending order.
<i>info</i>	INTEGER. If $\text{info} = 0$, the execution is successful. If $\text{info} = -i$, the i -th parameter had an illegal value. If $\text{info} = 1$, an eigenvalue did not converge.

?laed2

Used by sstedc/dstedc. Merges eigenvalues and deflates secular equation. Used when the original matrix is tridiagonal.

Syntax

```
call slaed2( k, n, n1, d, q, ldq, indxq, rho, z, dlamda, w, q2, indx, indxc,
            indxp, coltyp, info )

call dlaed2( k, n, n1, d, q, ldq, indxq, rho, z, dlamda, w, q2, indx, indxc,
            indxp, coltyp, info )
```

Description

This routine is declared in `mkl_lapack.fi` for FORTRAN 77 interface and in `mkl_lapack.h` for C interface.

The routine `?laed2` merges the two sets of eigenvalues together into a single sorted set. Then it tries to deflate the size of the problem. There are two ways in which deflation can occur: when two or more eigenvalues are close together or if there is a tiny entry in the z vector. For each such occurrence the order of the related secular equation problem is reduced by one.

Input Parameters

<i>k</i>	INTEGER. The number of non-deflated eigenvalues, and the order of the related secular equation ($0 \leq k \leq n$).
<i>n</i>	INTEGER. The dimension of the symmetric tridiagonal matrix ($n \geq 0$).
<i>n1</i>	INTEGER. The location of the last eigenvalue in the leading sub-matrix; $\min(1, n) \leq n1 \leq n/2$.

d, q, z	<p>REAL for slaed2 DOUBLE PRECISION for dlaed2.</p> <p>Arrays: $d(*)$ contains the eigenvalues of the two submatrices to be combined. The dimension of d must be at least $\max(1, n)$. $q(ldq, *)$ contains the eigenvectors of the two submatrices in the two square blocks with corners at $(1,1)$, $(n1,n1)$ and $(n1+1,n1+1)$, (n,n). The second dimension of q must be at least $\max(1, n)$. $z(*)$ contains the updating vector (the last row of the first sub-eigenvector matrix and the first row of the second sub-eigenvector matrix).</p>
ldq	INTEGER. The first dimension of the array q ; $ldq \geq \max(1, n)$.
$indxq$	<p>INTEGER. Array, dimension (n). On entry, the permutation which separately sorts the two subproblems in d into ascending order. Note that elements in the second half of this permutation must first have $n1$ added to their values.</p>
ρ	<p>REAL for slaed2 DOUBLE PRECISION for dlaed2. On entry, the off-diagonal element associated with the rank-1 cut which originally split the two submatrices which are now being recombined.</p>
$indx, indxp$	<p>INTEGER. Workspace arrays, dimension (n) each. Array $indx$ contains the permutation used to sort the contents of $d\lambda mda$ into ascending order. Array $indxp$ contains the permutation used to place deflated values of d at the end of the array. $indxp(1:k)$ points to the nondeflated d-values and $indxp(k+1:n)$ points to the deflated eigenvalues.</p>
$coltyp$	<p>INTEGER. Workspace array, dimension (n). During execution, a label which will indicate which of the following types a column in the $q2$ matrix is: 1 : non-zero in the upper half only;</p>

2 : dense;
 3 : non-zero in the lower half only;
 4 : deflated.

Output Parameters

<i>d</i>	On exit, <i>d</i> contains the trailing (<i>n-k</i>) updated eigenvalues (those which were deflated) sorted into increasing order.
<i>q</i>	On exit, <i>q</i> contains the trailing (<i>n-k</i>) updated eigenvectors (those which were deflated) in its last <i>n-k</i> columns.
<i>z</i>	On exit, <i>z</i> content is destroyed by the updating process.
<i>indxq</i>	Destroyed on exit.
<i>rho</i>	On exit, <i>rho</i> has been modified to the value required by ?laed3.
<i>dlamda, w, q2</i>	REAL for slaed2 DOUBLE PRECISION for dlaed2. Arrays: <i>dlamda</i> (<i>n</i>), <i>w</i> (<i>n</i>), <i>q2</i> ($n1^2 + (n-n1)^2$). The array <i>dlamda</i> contains a copy of the first <i>k</i> eigenvalues which is used by ?laed3 to form the secular equation. The array <i>w</i> contains the first <i>k</i> values of the final deflation-altered <i>z</i> -vector which is passed to ?laed3. The array <i>q2</i> contains a copy of the first <i>k</i> eigenvectors which is used by ?laed3 in a matrix multiply (sgemm/dgemm) to solve for the new eigenvectors.
<i>indx</i>	INTEGER. Array, dimension (<i>n</i>). The permutation used to arrange the columns of the deflated <i>q</i> matrix into three groups: the first group contains non-zero elements only at and above <i>n1</i> , the second contains non-zero elements only below <i>n1</i> , and the third is dense.
<i>coltyp</i>	On exit, <i>coltyp</i> (<i>i</i>) is the number of columns of type <i>i</i> , for <i>i</i> =1 to 4 only (see the definition of types in the description of <i>coltyp</i> in <i>Input Parameters</i>).
<i>info</i>	INTEGER. If <i>info</i> = 0, the execution is successful. If <i>info</i> = - <i>i</i> , the <i>i</i> -th parameter had an illegal value.

?laed3

Used by sstedc/dstedc. Finds the roots of the secular equation and updates the eigenvectors. Used when the original matrix is tridiagonal.

Syntax

```
call slaed3( k, n, n1, d, q, ldq, rho, dlamda, q2, indx, ctot, w, s, info )
call dlaed3( k, n, n1, d, q, ldq, rho, dlamda, q2, indx, ctot, w, s, info )
```

Description

This routine is declared in `mk1_lapack.fi` for FORTRAN 77 interface and in `mk1_lapack.h` for C interface.

The routine ?laed3 finds the roots of the secular equation, as defined by the values in `d`, `w`, and `rho`, between 1 and `k`.

It makes the appropriate calls to ?laed4 and then updates the eigenvectors by multiplying the matrix of eigenvectors of the pair of eigensystems being combined by the matrix of eigenvectors of the k -by- k system which is solved here.

This code makes very mild assumptions about floating point arithmetic. It will work on machines with a guard digit in add/subtract, or on those binary machines without guard digits which subtract like the Cray X-MP, Cray Y-MP, Cray C-90, or Cray-2. It could conceivably fail on hexadecimal or decimal machines without guard digits, but none are known.

Input Parameters

<code>k</code>	INTEGER. The number of terms in the rational function to be solved by ?laed4 ($k \geq 0$).
<code>n</code>	INTEGER. The number of rows and columns in the <code>q</code> matrix. $n \geq k$ (deflation may result in $n > k$).
<code>n1</code>	INTEGER. The location of the last eigenvalue in the leading sub-matrix; $\min(1, n) \leq n1 \leq n/2$.
<code>q</code>	REAL for slaed3 DOUBLE PRECISION for dlaed3. Array <code>q(ldq, *)</code> . The second dimension of <code>q</code> must be at least $\max(1, n)$.

	Initially, the first k columns of this array are used as workspace.
<i>ldq</i>	INTEGER. The first dimension of the array <i>q</i> ; $ldq \geq \max(1, n)$.
<i>rho</i>	REAL for slaed3 DOUBLE PRECISION for dlaed3. The value of the parameter in the rank one update equation. $\rho \geq 0$ required.
<i>dlambda, q2, w</i>	REAL for slaed3 DOUBLE PRECISION for dlaed3. Arrays: $d\lambda(k)$, $q2(ldq2, *)$, $w(k)$. The first k elements of the array <i>dlambda</i> contain the old roots of the deflated updating problem. These are the poles of the secular equation. The first k columns of the array <i>q2</i> contain the non-deflated eigenvectors for the split problem. The second dimension of <i>q2</i> must be at least $\max(1, n)$. The first k elements of the array <i>w</i> contain the components of the deflation-adjusted updating vector.
<i>indx</i>	INTEGER. Array, dimension (n). The permutation used to arrange the columns of the deflated <i>q</i> matrix into three groups (see ?1aed2). The rows of the eigenvectors found by ?1aed4 must be likewise permuted before the matrix multiply can take place.
<i>ctot</i>	INTEGER. Array, dimension (4). A count of the total number of the various types of columns in <i>q</i> , as described in <i>indx</i> . The fourth column type is any column which has been deflated.
<i>s</i>	REAL for slaed3 DOUBLE PRECISION for dlaed3. Workspace array, dimension $(n+1)*k$. Will contain the eigenvectors of the repaired matrix which will be multiplied by the previously accumulated eigenvectors to update the system.

Output Parameters

<i>d</i>	REAL for slaed3 DOUBLE PRECISION for dlaed3. Array, dimension at least $\max(1, n)$. <i>d</i> (<i>i</i>) contains the updated eigenvalues for $1 \leq i \leq k$.
<i>q</i>	On exit, the columns 1 to <i>k</i> of <i>q</i> contain the updated eigenvectors.
<i>dlamda</i>	May be changed on output by having lowest order bit set to zero on Cray X-MP, Cray Y-MP, Cray-2, or Cray C-90, as described above.
<i>w</i>	Destroyed on exit.
<i>info</i>	INTEGER. If <i>info</i> = 0, the execution is successful. If <i>info</i> = - <i>i</i> , the <i>i</i> -th parameter had an illegal value. If <i>info</i> = 1, an eigenvalue did not converge.

?laed4

Used by sstedc/dstedc. Finds a single root of the secular equation.

Syntax

```
call slaed4( n, i, d, z, delta, rho, dlam, info )
call dlaed4( n, i, d, z, delta, rho, dlam, info )
```

Description

This routine is declared in `mkl_lapack.fi` for FORTRAN 77 interface and in `mkl_lapack.h` for C interface.

This routine computes the *i*-th updated eigenvalue of a symmetric rank-one modification to a diagonal matrix whose elements are given in the array *d*, and that

$$D(i) < D(j) \text{ for } i < j$$

and that $\rho > 0$. This is arranged by the calling routine, and is no loss in generality. The rank-one modified system is thus

$$\text{diag}(D) + \rho * Z * \text{transpose}(Z).$$

where we assume the Euclidean norm of z is 1.

The method consists of approximating the rational functions in the secular equation by simpler interpolating rational functions.

Input Parameters

<i>n</i>	INTEGER. The length of all arrays.
<i>i</i>	INTEGER. The index of the eigenvalue to be computed; $1 \leq i \leq n$.
<i>d</i> , <i>z</i>	REAL for slaed4 DOUBLE PRECISION for dlaed4 Arrays, dimension (<i>n</i>) each. The array <i>d</i> contains the original eigenvalues. It is assumed that they are in order, $d(i) < d(j)$ for $i < j$. The array <i>z</i> contains the components of the updating vector <i>z</i> .
<i>rho</i>	REAL for slaed4 DOUBLE PRECISION for dlaed4 The scalar in the symmetric updating formula.

Output Parameters

<i>delta</i>	REAL for slaed4 DOUBLE PRECISION for dlaed4 Array, dimension (<i>n</i>). If $n \neq 1$, <i>delta</i> contains ($d(j) - \text{lambda_}i$) in its <i>j</i> -th component. If $n = 1$, then $\text{delta}(1) = 1$. The vector <i>delta</i> contains the information necessary to construct the eigenvectors.
<i>dlam</i>	REAL for slaed4 DOUBLE PRECISION for dlaed4 The computed $\text{lambda_}i$, the <i>i</i> -th updated eigenvalue.
<i>info</i>	INTEGER. If $\text{info} = 0$, the execution is successful. If $\text{info} = 1$, the updating process failed.

?laed5

Used by sstedc/dstedc. Solves the 2-by-2 secular equation.

Syntax

```
call slaed5( i, d, z, delta, rho, dlam )
call dlaed5( i, d, z, delta, rho, dlam )
```

Description

This routine is declared in `mkl_lapack.fi` for FORTRAN 77 interface and in `mkl_lapack.h` for C interface.

The routine computes the i -th eigenvalue of a symmetric rank-one modification of a 2-by-2 diagonal matrix

$$\text{diag}(D) + \rho * Z * \text{transpose}(Z).$$

The diagonal elements in the array D are assumed to satisfy

$$D(i) < D(j) \text{ for } i < j.$$

We also assume $\rho > 0$ and that the Euclidean norm of the vector Z is one.

Input Parameters

i	INTEGER. The index of the eigenvalue to be computed; $1 \leq i \leq 2$.
d, z	REAL for slaed5 DOUBLE PRECISION for dlaed5 Arrays, dimension (2) each. The array d contains the original eigenvalues. It is assumed that $d(1) < d(2)$. The array z contains the components of the updating vector.
ρ	REAL for slaed5 DOUBLE PRECISION for dlaed5 The scalar in the symmetric updating formula.

Output Parameters

δ	REAL for slaed5
----------	-----------------

dlaed5 DOUBLE PRECISION for *dlaed5*
 Array, dimension (2).
 The vector *delta* contains the information necessary to
 construct the eigenvectors.

dlaed6 REAL for *slaed5*
 DOUBLE PRECISION for *dlaed5*
 The computed *lambda_i*, the *i*-th updated eigenvalue.

?laed6

*Used by sstedc/dstedc. Computes one Newton
 step in solution of the secular equation.*

Syntax

```
call slaed6( kniter, orgati, rho, d, z, finit, tau, info )
call dlaed6( kniter, orgati, rho, d, z, finit, tau, info )
```

Description

This routine is declared in `mkl_lapack.fi` for FORTRAN 77 interface and in `mkl_lapack.h` for C interface.

The routine computes the positive or negative root (closest to the origin) of

$$f(x) = rho + \frac{z(1)}{d(1) - x} + \frac{z(2)}{d(2) - x} + \frac{z(3)}{d(3) - x}$$

It is assumed that if *orgati* = .TRUE. the root is between *d*(2) and *d*(3); otherwise it is between *d*(1) and *d*(2). This routine is called by ?laed4 when necessary. In most cases, the root sought is the smallest in magnitude, though it might not be in some extremely rare situations.

Input Parameters

kniter INTEGER.
 Refer to ?laed4 for its significance.

orgati LOGICAL.

If *orgati* = .TRUE., the needed root is between $d(2)$ and $d(3)$; otherwise it is between $d(1)$ and $d(2)$. See ?laed4 for further details.

rho REAL for slaed6
DOUBLE PRECISION for dlaed6
Refer to the equation for $f(x)$ above.

d, z REAL for slaed6
DOUBLE PRECISION for dlaed6
Arrays, dimension (3) each.
The array *d* satisfies $d(1) < d(2) < d(3)$.
Each of the elements in the array *z* must be positive.

finit REAL for slaed6
DOUBLE PRECISION for dlaed6
The value of $f(x)$ at 0. It is more accurate than the one evaluated inside this routine (if someone wants to do so).

Output Parameters

tau REAL for slaed6
DOUBLE PRECISION for dlaed6
The root of the equation for $f(x)$.

info INTEGER.
If *info* = 0, the execution is successful.
If *info* = 1, failure to converge.

?laed7

Used by ?stedc. Computes the updated eigensystem of a diagonal matrix after modification by a rank-one symmetric matrix. Used when the original matrix is dense.

Syntax

```
call slaed7( icompg, n, qsiz, tlvl, curlvl, curpbm, d, q, ldq, indxq, rho,
cutpnt, qstore, qptr, prmptr, perm, givptr, givcol, givnum, work, iwork, info
)
```

```
call dlaed7( icompg, n, qsiz, tlvl, curlvl, curpbm, d, q, ldq, indxq, rho,
cutpnt, qstore, qptr, prmptr, perm, givptr, givcol, givnum, work, iwork, info
)

call claed7( n, cutpnt, qsiz, tlvl, curlvl, curpbm, d, q, ldq, rho, indxq,
qstore, qptr, prmptr, perm, givptr, givcol, givnum, work, rwork, iwork, info
)

call zlaed7( n, cutpnt, qsiz, tlvl, curlvl, curpbm, d, q, ldq, rho, indxq,
qstore, qptr, prmptr, perm, givptr, givcol, givnum, work, rwork, iwork, info
)
```

Description

This routine is declared in `mkl_lapack.fi` for FORTRAN 77 interface and in `mkl_lapack.h` for C interface.

The routine `?laed7` computes the updated eigensystem of a diagonal matrix after modification by a rank-one symmetric matrix. This routine is used only for the eigenproblem which requires all eigenvalues and optionally eigenvectors of a dense symmetric/Hermitian matrix that has been reduced to tridiagonal form. For real flavors, `slaed1/dlaed1` handles the case in which all eigenvalues and eigenvectors of a symmetric tridiagonal matrix are desired.

$$T = Q(\text{in}) * (D(\text{in}) + \rho * Z * Z') * Q'(\text{in}) = Q(\text{out}) * D(\text{out}) * Q'(\text{out})$$

where $Z = Q' * u$, u is a vector of length n with ones in the `cutpnt` and `(cutpnt + 1)`-th elements and zeros elsewhere. The eigenvectors of the original matrix are stored in Q , and the eigenvalues are in D . The algorithm consists of three stages:

The first stage consists of deflating the size of the problem when there are multiple eigenvalues or if there is a zero in the z vector. For each such occurrence the dimension of the secular equation problem is reduced by one. This stage is performed by the routine `slaed8/dlaed8` (for real flavors) or by the routine `slaed2/dlaed2` (for complex flavors).

The second stage consists of calculating the updated eigenvalues. This is done by finding the roots of the secular equation via the routine `?laed4` (as called by `?laed9` or `?laed3`). This routine also calculates the eigenvectors of the current problem.

The final stage consists of computing the updated eigenvectors directly using the updated eigenvalues. The eigenvectors for the current problem are multiplied with the eigenvectors from the overall problem.

Input Parameters

icompg INTEGER. Used with real flavors only.

	<p>If $icompg = 0$, compute eigenvalues only.</p> <p>If $icompg = 1$, compute eigenvectors of original dense symmetric matrix also. On entry, the array q must contain the orthogonal matrix used to reduce the original matrix to tridiagonal form.</p>
n	<p>INTEGER. The dimension of the symmetric tridiagonal matrix ($n \geq 0$).</p>
$cutpnt$	<p>INTEGER. The location of the last eigenvalue in the leading sub-matrix. $\min(1, n) \leq cutpnt \leq n$.</p>
$qsiz$	<p>INTEGER.</p> <p>The dimension of the orthogonal/unitary matrix used to reduce the full matrix to tridiagonal form; $qsiz \geq n$ (for real flavors, $qsiz \geq n$ if $icompg = 1$).</p>
$tlvls$	<p>INTEGER. The total number of merging levels in the overall divide and conquer tree.</p>
$curlvl$	<p>INTEGER. The current level in the overall merge routine, $0 \leq curlvl \leq tlvls$.</p>
$curpbm$	<p>INTEGER. The current problem in the current level in the overall merge routine (counting from upper left to lower right).</p>
d	<p>REAL for slaed7/claed7</p> <p>DOUBLE PRECISION for dlaed7/zlaed7.</p> <p>Array, dimension at least $\max(1, n)$.</p> <p>Array $d(*)$ contains the eigenvalues of the rank-1-perturbed matrix.</p>
$q, work$	<p>REAL for slaed7</p> <p>DOUBLE PRECISION for dlaed7</p> <p>COMPLEX for claed7</p> <p>COMPLEX*16 for zlaed7.</p> <p>Arrays:</p> <p>$q(ldq, *)$ contains the eigenvectors of the rank-1-perturbed matrix. The second dimension of q must be at least $\max(1, n)$.</p>

	<p><i>work(*)</i> is a workspace array, dimension at least $(3n+qsize*n)$ for real flavors and at least $(qsize*n)$ for complex flavors.</p>
<i>ldq</i>	<p>INTEGER. The first dimension of the array <i>q</i>; $ldq \geq \max(1, n)$.</p>
<i>indxq</i>	<p>INTEGER. Array, dimension (n). Contains the permutation that separately sorts the two sub-problems in <i>d</i> into ascending order.</p>
<i>rho</i>	<p>REAL for slaed7 /claed7 DOUBLE PRECISION for dlaed7/zlaed7. The subdiagonal element used to create the rank-1 modification.</p>
<i>qstore</i>	<p>REAL for slaed7/claed7 DOUBLE PRECISION for dlaed7/zlaed7. Array, dimension (n^2+1). Serves also as output parameter. Stores eigenvectors of submatrices encountered during divide and conquer, packed together. <i>qp</i><i>tr</i> points to beginning of the submatrices.</p>
<i>qp</i> <i>tr</i>	<p>INTEGER. Array, dimension $(n+2)$. Serves also as output parameter. List of indices pointing to beginning of submatrices stored in <i>qstore</i>. The submatrices are numbered starting at the bottom left of the divide and conquer tree, from left to right and bottom to top.</p>
<i>prmp</i> <i>tr</i> , <i>perm</i> , <i>giv</i> <i>ptr</i>	<p>INTEGER. Arrays, dimension $(n \lg n)$ each. The array <i>prmp</i><i>tr</i>(*) contains a list of pointers which indicate where in <i>perm</i> a level's permutation is stored. <i>prmp</i><i>tr</i>(<i>i</i>+1) - <i>prmp</i><i>tr</i>(<i>i</i>) indicates the size of the permutation and also the size of the full, non-deflated problem. The array <i>perm</i>(*) contains the permutations (from deflation and sorting) to be applied to each eigenblock. This parameter can be modified by ?laed8, where it is output. The array <i>giv</i><i>ptr</i>(*) contains a list of pointers which indicate where in <i>giv</i><i>col</i> a level's Givens rotations are stored. <i>giv</i><i>ptr</i>(<i>i</i>+1) - <i>giv</i><i>ptr</i>(<i>i</i>) indicates the number of Givens rotations.</p>
<i>giv</i> <i>col</i>	<p>INTEGER. Array, dimension $(2, n \lg n)$.</p>

	Each pair of numbers indicates a pair of columns to take place in a Givens rotation.
<i>givnum</i>	REAL for slaed7/claed7 DOUBLE PRECISION for dlaed7/zlaed7. Array, dimension $(2, n \lg n)$. Each number indicates the s value to be used in the corresponding Givens rotation.
<i>iwork</i>	INTEGER. Workspace array, dimension $(4n)$.
<i>rwork</i>	REAL for claed7 DOUBLE PRECISION for zlaed7. Workspace array, dimension $(3n+2qsz*n)$. Used in complex flavors only.

Output Parameters

<i>d</i>	On exit, contains the eigenvalues of the repaired matrix.
<i>q</i>	On exit, q contains the eigenvectors of the repaired tridiagonal matrix.
<i>indxq</i>	INTEGER. Array, dimension (n) . Contains the permutation that reintegrates the subproblems back into a sorted order, that is, $d(indxq(i = 1, n))$ will be in the ascending order.
<i>rho</i>	This parameter can be modified by ?laed8, where it is input/output.
<i>prmptr, perm, givptr</i>	INTEGER. Arrays, dimension $(n \lg n)$ each. The array <i>prmptr</i> contains an updated list of pointers. The array <i>perm</i> contains an updated permutation. The array <i>givptr</i> contains an updated list of pointers.
<i>givcol</i>	This parameter can be modified by ?laed8, where it is output.
<i>givnum</i>	This parameter can be modified by ?laed8, where it is output.
<i>info</i>	INTEGER. If <i>info</i> = 0, the execution is successful. If <i>info</i> = - <i>i</i> , the <i>i</i> -th parameter had an illegal value. If <i>info</i> = 1, an eigenvalue did not converge.

?laed8

Used by ?stedc. Merges eigenvalues and deflates secular equation. Used when the original matrix is dense.

Syntax

```
call slaed8( icompg, k, n, qsiz, d, q, ldq, indxq, rho, cutpnt, z, dlamda,
q2, ldq2, w, perm, givptr, givcol, givnum, indxp, indx, info )

call dlaed8( icompg, k, n, qsiz, d, q, ldq, indxq, rho, cutpnt, z, dlamda,
q2, ldq2, w, perm, givptr, givcol, givnum, indxp, indx, info )

call claed8( k, n, qsiz, q, ldq, d, rho, cutpnt, z, dlamda, q2, ldq2, w, indxp,
indx, indxq, perm, givptr, givcol, givnum, info )

call zlaed8( k, n, qsiz, q, ldq, d, rho, cutpnt, z, dlamda, q2, ldq2, w, indxp,
indx, indxq, perm, givptr, givcol, givnum, info )
```

Description

This routine is declared in `mkl_lapack.fi` for FORTRAN 77 interface and in `mkl_lapack.h` for C interface.

The routine merges the two sets of eigenvalues together into a single sorted set. Then it tries to deflate the size of the problem. There are two ways in which deflation can occur: when two or more eigenvalues are close together or if there is a tiny element in the z vector. For each such occurrence the order of the related secular equation problem is reduced by one.

Input Parameters

<i>icompg</i>	INTEGER. Used with real flavors only. If <i>icompg</i> = 0, compute eigenvalues only. If <i>icompg</i> = 1, compute eigenvectors of original dense symmetric matrix also. On entry, the array <i>q</i> must contain the orthogonal matrix used to reduce the original matrix to tridiagonal form.
<i>n</i>	INTEGER. The dimension of the symmetric tridiagonal matrix ($n \geq 0$).
<i>cutpnt</i>	INTEGER. The location of the last eigenvalue in the leading sub-matrix. $\min(1, n) \leq \text{cutpnt} \leq n$.

<i>qsiz</i>	<p>INTEGER.</p> <p>The dimension of the orthogonal/unitary matrix used to reduce the full matrix to tridiagonal form; $qsiz \geq n$ (for real flavors, $qsiz \geq n$ if $icompq = 1$).</p>
<i>d</i> , <i>z</i>	<p>REAL for slaed8/claed8 DOUBLE PRECISION for dlaed8/zlaed8.</p> <p>Arrays, dimension at least $\max(1, n)$ each. The array $d(*)$ contains the eigenvalues of the two submatrices to be combined.</p> <p>On entry, $z(*)$ contains the updating vector (the last row of the first sub-eigenvector matrix and the first row of the second sub-eigenvector matrix). The contents of z are destroyed by the updating process.</p>
<i>q</i>	<p>REAL for slaed8 DOUBLE PRECISION for dlaed8 COMPLEX for claed8 COMPLEX*16 for zlaed8.</p> <p>Array $q(ldq, *)$. The second dimension of q must be at least $\max(1, n)$. On entry, q contains the eigenvectors of the partially solved system which has been previously updated in matrix multiplies with other partially solved eigensystems. For real flavors, If $icompq = 0$, q is not referenced.</p>
<i>ldq</i>	<p>INTEGER. The first dimension of the array q; $ldq \geq \max(1, n)$.</p>
<i>ldq2</i>	<p>INTEGER. The first dimension of the output array $q2$; $ldq2 \geq \max(1, n)$.</p>
<i>indxq</i>	<p>INTEGER. Array, dimension (n).</p> <p>The permutation that separately sorts the two sub-problems in d into ascending order. Note that elements in the second half of this permutation must first have <i>cutpnt</i> added to their values in order to be accurate.</p>
<i>rho</i>	<p>REAL for slaed8/claed8 DOUBLE PRECISION for dlaed8/zlaed8.</p>

On entry, the off-diagonal element associated with the rank-1 cut which originally split the two submatrices which are now being recombined.

Output Parameters

<i>k</i>	INTEGER. The number of non-deflated eigenvalues, and the order of the related secular equation.
<i>d</i>	On exit, contains the trailing $(n-k)$ updated eigenvalues (those which were deflated) sorted into increasing order.
<i>z</i>	On exit, the updating process destroys the contents of <i>z</i> .
<i>q</i>	On exit, <i>q</i> contains the trailing $(n-k)$ updated eigenvectors (those which were deflated) in its last $(n-k)$ columns.
<i>indxq</i>	INTEGER. Array, dimension (n) . The permutation of merged eigenvalues set.
<i>rho</i>	On exit, <i>rho</i> has been modified to the value required by ?laed3.
<i>dlamda, w</i>	REAL for slaed8/claed8 DOUBLE PRECISION for dlaed8/zlaed8. Arrays, dimension (n) each. The array <i>dlamda</i> (*) contains a copy of the first <i>k</i> eigenvalues which will be used by ?laed3 to form the secular equation. The array <i>w</i> (*) will hold the first <i>k</i> values of the final deflation-altered <i>z</i> -vector and will be passed to ?laed3.
<i>q2</i>	REAL for slaed8 DOUBLE PRECISION for dlaed8 COMPLEX for claed8 COMPLEX*16 for zlaed8. Array <i>q2</i> (<i>ldq2</i> , *). The second dimension of <i>q2</i> must be at least $\max(1, n)$. Contains a copy of the first <i>k</i> eigenvectors which will be used by slaed7/dlaed7 in a matrix multiply (<i>sgerm</i> / <i>dgerm</i>) to update the new eigenvectors. For real flavors, If <i>icompg</i> = 0, <i>q2</i> is not referenced.
<i>indxp, indx</i>	INTEGER. Workspace arrays, dimension (n) each.

	<p>The array <code>indxp(*)</code> will contain the permutation used to place deflated values of d at the end of the array. On output, <code>indxp(1:k)</code> points to the nondeflated d-values and <code>indxp(k+1:n)</code> points to the deflated eigenvalues.</p> <p>The array <code>indx(*)</code> will contain the permutation used to sort the contents of d into ascending order.</p>
<code>perm</code>	<p>INTEGER. Array, dimension (n).</p> <p>Contains the permutations (from deflation and sorting) to be applied to each eigenblock.</p>
<code>givptr</code>	<p>INTEGER. Contains the number of Givens rotations which took place in this subproblem.</p>
<code>givcol</code>	<p>INTEGER. Array, dimension $(2, n)$.</p> <p>Each pair of numbers indicates a pair of columns to take place in a Givens rotation.</p>
<code>givnum</code>	<p>REAL for <code>slaed8/claed8</code> DOUBLE PRECISION for <code>dlaed8/zlaed8</code>.</p> <p>Array, dimension $(2, n)$.</p> <p>Each number indicates the s value to be used in the corresponding Givens rotation.</p>
<code>info</code>	<p>INTEGER.</p> <p>If <code>info = 0</code>, the execution is successful.</p> <p>If <code>info = -i</code>, the i-th parameter had an illegal value.</p>

?laed9

Used by sstedc/dstedc. Finds the roots of the secular equation and updates the eigenvectors.

Used when the original matrix is dense.

Syntax

```
call slaed9( k, kstart, kstop, n, d, q, ldq, rho, dlamda, w, s, lds, info )
call dlaed9( k, kstart, kstop, n, d, q, ldq, rho, dlamda, w, s, lds, info )
```

Description

This routine is declared in `mk1_lapack.fi` for FORTRAN 77 interface and in `mk1_lapack.h` for C interface.

The routine finds the roots of the secular equation, as defined by the values in *d*, *z*, and *rho*, between *kstart* and *kstop*. It makes the appropriate calls to *slaed4/dlaed4* and then stores the new matrix of eigenvectors for use in calculating the next level of *z* vectors.

Input Parameters

<i>k</i>	INTEGER. The number of terms in the rational function to be solved by <i>slaed4/dlaed4</i> ($k \geq 0$).
<i>kstart, kstop</i>	INTEGER. The updated eigenvalues <i>lambda</i> (<i>i</i>), $kstart \leq i \leq kstop$ are to be computed. $1 \leq kstart \leq kstop \leq k$.
<i>n</i>	INTEGER. The number of rows and columns in the <i>Q</i> matrix. $n \geq k$ (deflation may result in $n > k$).
<i>q</i>	REAL for <i>slaed9</i> DOUBLE PRECISION for <i>dlaed9</i> . Workspace array, dimension (<i>ldq</i> , *). The second dimension of <i>q</i> must be at least $\max(1, n)$.
<i>ldq</i>	INTEGER. The first dimension of the array <i>q</i> ; $ldq \geq \max(1, n)$.
<i>rho</i>	REAL for <i>slaed9</i> DOUBLE PRECISION for <i>dlaed9</i> The value of the parameter in the rank one update equation. $rho \geq 0$ required.
<i>dlambda, w</i>	REAL for <i>slaed9</i> DOUBLE PRECISION for <i>dlaed9</i> Arrays, dimension (<i>k</i>) each. The first <i>k</i> elements of the array <i>dlambda</i> (*) contain the old roots of the deflated updating problem. These are the poles of the secular equation. The first <i>k</i> elements of the array <i>w</i> (*) contain the components of the deflation-adjusted updating vector.
<i>lds</i>	INTEGER. The first dimension of the output array <i>s</i> ; $lds \geq \max(1, k)$.

Output Parameters

<i>d</i>	<p>REAL for slaed9 DOUBLE PRECISION for dlaed9 Array, dimension (<i>n</i>). Elements in <i>d</i>(<i>i</i>) are not referenced for $1 \leq i < kstart$ or $kstop < i \leq n$.</p>
<i>s</i>	<p>REAL for slaed9 DOUBLE PRECISION for dlaed9. Array, dimension (<i>lds</i>, *) . The second dimension of <i>s</i> must be at least $\max(1, k)$. Will contain the eigenvectors of the repaired matrix which will be stored for subsequent <i>z</i> vector calculation and multiplied by the previously accumulated eigenvectors to update the system.</p>
<i>dlamda</i>	<p>On exit, the value is modified to make sure all <i>dlamda</i>(<i>i</i>) - <i>dlamda</i>(<i>j</i>) can be computed with high relative accuracy, barring overflow and underflow.</p>
<i>w</i>	<p>Destroyed on exit.</p>
<i>info</i>	<p>INTEGER. If <i>info</i> = 0, the execution is successful. If <i>info</i> = -<i>i</i>, the <i>i</i>-th parameter had an illegal value. If <i>info</i> = 1, the eigenvalue did not converge.</p>

?laeda

Used by ?stedc. Computes the Z vector determining the rank-one modification of the diagonal matrix. Used when the original matrix is dense.

Syntax

```
call slaeda( n, tlvl, curlvl, curpbm, prmptr, perm, givptr, givcol, givnum,
q, qptr, z, ztemp, info )

call dlaeda( n, tlvl, curlvl, curpbm, prmptr, perm, givptr, givcol, givnum,
q, qptr, z, ztemp, info )
```

Description

This routine is declared in `mkl_lapack.fi` for FORTRAN 77 interface and in `mkl_lapack.h` for C interface.

The routine `?laeda` computes the z vector corresponding to the merge step in the *curlvl*-th step of the merge process with *tlvls* steps for the *curpbm*-th problem.

Input Parameters

<i>n</i>	INTEGER. The dimension of the symmetric tridiagonal matrix ($n \geq 0$).
<i>tlvls</i>	INTEGER. The total number of merging levels in the overall divide and conquer tree.
<i>curlvl</i>	INTEGER. The current level in the overall merge routine, $0 \leq \text{curlvl} \leq \text{tlvls}$.
<i>curpbm</i>	INTEGER. The current problem in the current level in the overall merge routine (counting from upper left to lower right).
<i>prmptr, perm, givptr</i>	INTEGER. Arrays, dimension ($n \lg n$) each. The array <i>prmptr</i> (*) contains a list of pointers which indicate where in <i>perm</i> a level's permutation is stored. <i>prmptr</i> (i+1) - <i>prmptr</i> (i) indicates the size of the permutation and also the size of the full, non-deflated problem. The array <i>perm</i> (*) contains the permutations (from deflation and sorting) to be applied to each eigenblock. The array <i>givptr</i> (*) contains a list of pointers which indicate where in <i>givcol</i> a level's Givens rotations are stored. <i>givptr</i> (i+1) - <i>givptr</i> (i) indicates the number of Givens rotations.
<i>givcol</i>	INTEGER. Array, dimension ($2, n \lg n$). Each pair of numbers indicates a pair of columns to take place in a Givens rotation.
<i>givnum</i>	REAL for <i>slaeda</i> DOUBLE PRECISION for <i>dlaeda</i> . Array, dimension ($2, n \lg n$). Each number indicates the s value to be used in the corresponding Givens rotation.

<i>q</i>	REAL for slaeda DOUBLE PRECISION for dlaeda. Array, dimension (n^2). Contains the square eigenblocks from previous levels, the starting positions for blocks are given by <i>qptr</i> .
<i>qptr</i>	INTEGER. Array, dimension ($n+2$). Contains a list of pointers which indicate where in <i>q</i> an eigenblock is stored. $\text{sqrt}(qptr(i+1) - qptr(i))$ indicates the size of the block.
<i>ztemp</i>	REAL for slaeda DOUBLE PRECISION for dlaeda. Workspace array, dimension (n).

Output Parameters

<i>z</i>	REAL for slaeda DOUBLE PRECISION for dlaeda. Array, dimension (n). Contains the updating vector (the last row of the first sub-eigenvector matrix and the first row of the second sub-eigenvector matrix).
<i>info</i>	INTEGER. If <i>info</i> = 0, the execution is successful. If <i>info</i> = $-i$, the i -th parameter had an illegal value.

?laein

Computes a specified right or left eigenvector of an upper Hessenberg matrix by inverse iteration.

Syntax

```
call slaein( rightv, noinit, n, h, ldh, wr, wi, vr, vi, b, ldb, work, eps3,
smlnum, bignum, info )

call dlaein( rightv, noinit, n, h, ldh, wr, wi, vr, vi, b, ldb, work, eps3,
smlnum, bignum, info )

call claein( rightv, noinit, n, h, ldh, w, v, b, ldb, rwork, eps3, smlnum,
info )

call zlaein( rightv, noinit, n, h, ldh, w, v, b, ldb, rwork, eps3, smlnum,
info )
```

Description

This routine is declared in `mkl_lapack.fi` for FORTRAN 77 interface and in `mkl_lapack.h` for C interface.

The routine `?laein` uses inverse iteration to find a right or left eigenvector corresponding to the eigenvalue (w_r, w_i) of a real upper Hessenberg matrix H (for real flavors `slaein`/`dlaein`) or to the eigenvalue w of a complex upper Hessenberg matrix H (for complex flavors `claein`/`zlaein`).

Input Parameters

<i>rightv</i>	LOGICAL. If <i>rightv</i> = .TRUE., compute right eigenvector; if <i>rightv</i> = .FALSE., compute left eigenvector.
<i>noinit</i>	LOGICAL. If <i>noinit</i> = .TRUE., no initial vector is supplied in (v_r, v_i) or in v (for complex flavors); if <i>noinit</i> = .FALSE., initial vector is supplied in (v_r, v_i) or in v (for complex flavors).
<i>n</i>	INTEGER. The order of the matrix H ($n \geq 0$).
<i>h</i>	REAL for <code>slaein</code> DOUBLE PRECISION for <code>dlaein</code> COMPLEX for <code>claein</code> COMPLEX*16 for <code>zlaein</code> . Array $h(ldh, *)$. The second dimension of h must be at least $\max(1, n)$. Contains the upper Hessenberg matrix H .
<i>ldh</i>	INTEGER. The first dimension of the array h ; $ldh \geq \max(1, n)$.
<i>w_r, w_i</i>	REAL for <code>slaein</code> DOUBLE PRECISION for <code>dlaein</code> . The real and imaginary parts of the eigenvalue of H whose corresponding right or left eigenvector is to be computed (for real flavors of the routine).
<i>w</i>	COMPLEX for <code>claein</code> COMPLEX*16 for <code>zlaein</code> .

	<p>The eigenvalue of H whose corresponding right or left eigenvector is to be computed (for complex flavors of the routine).</p>
vr, vi	<p>REAL for slaein DOUBLE PRECISION for dlaein. Arrays, dimension (n) each. Used for real flavors only. On entry, if $noinit = .FALSE.$ and $wi = 0.0$, vr must contain a real starting vector for inverse iteration using the real eigenvalue wr; if $noinit = .FALSE.$ and $wi \neq 0.0$, vr and vi must contain the real and imaginary parts of a complex starting vector for inverse iteration using the complex eigenvalue (wr, wi); otherwise vr and vi need not be set.</p>
v	<p>COMPLEX for claein COMPLEX*16 for zlaein. Array, dimension (n). Used for complex flavors only. On entry, if $noinit = .FALSE.$, v must contain a starting vector for inverse iteration; otherwise v need not be set.</p>
b	<p>REAL for slaein DOUBLE PRECISION for dlaein COMPLEX for claein COMPLEX*16 for zlaein. Workspace array $b(ldb, *)$. The second dimension of b must be at least $\max(1, n)$.</p>
ldb	<p>INTEGER. The first dimension of the array b; $ldb \geq n+1$ for real flavors; $ldb \geq \max(1, n)$ for complex flavors.</p>
$work$	<p>REAL for slaein DOUBLE PRECISION for dlaein. Workspace array, dimension (n). Used for real flavors only.</p>
$rwork$	<p>REAL for claein DOUBLE PRECISION for zlaein. Workspace array, dimension (n). Used for complex flavors only.</p>
$eps3, smlnum$	<p>REAL for slaein/claein</p>

DOUBLE PRECISION for dlaein/zlaein.
eps3 is a small machine-dependent value which is used to perturb close eigenvalues, and to replace zero pivots.
smlnum is a machine-dependent value close to underflow threshold.

bignum

REAL for slaein
 DOUBLE PRECISION for dlaein.
bignum is a machine-dependent value close to overflow threshold. Used for real flavors only.

Output Parameters

vr, vi

On exit, if $w_i = 0.0$ (real eigenvalue), *vr* contains the computed real eigenvector; if $w_i \neq 0.0$ (complex eigenvalue), *vr* and *vi* contain the real and imaginary parts of the computed complex eigenvector. The eigenvector is normalized so that the component of largest magnitude has magnitude 1; here the magnitude of a complex number (x, y) is taken to be $|x| + |y|$.
vi is not referenced if $w_i = 0.0$.

v

On exit, *v* contains the computed eigenvector, normalized so that the component of largest magnitude has magnitude 1; here the magnitude of a complex number (x, y) is taken to be $|x| + |y|$.

info

INTEGER.
 If *info* = 0, the execution is successful.
 If *info* = 1, inverse iteration did not converge. For real flavors, *vr* is set to the last iterate, and so is *vi*, if $w_i \neq 0.0$. For complex flavors, *v* is set to the last iterate.

?laev2

Computes the eigenvalues and eigenvectors of a 2-by-2 symmetric/Hermitian matrix.

Syntax

```
call slaev2( a, b, c, rt1, rt2, cs1, sn1 )
```

```
call dlaev2( a, b, c, rt1, rt2, cs1, sn1 )
call claev2( a, b, c, rt1, rt2, cs1, sn1 )
call zlaev2( a, b, c, rt1, rt2, cs1, sn1 )
```

Description

This routine is declared in `mk1_lapack.fi` for FORTRAN 77 interface and in `mk1_lapack.h` for C interface.

The routine performs the eigendecomposition of a 2-by-2 symmetric matrix

$$\begin{bmatrix} a & b \\ b & c \end{bmatrix} \text{ (for } slaev2/dlaev2 \text{) or Hermitian matrix } \begin{bmatrix} a & b \\ \text{conjg}(b) & c \end{bmatrix}$$

(for `claev2/zlaev2`).

On return, `rt1` is the eigenvalue of larger absolute value, `rt2` of smaller absolute value, and `(cs1, sn1)` is the unit right eigenvector for `rt1`, giving the decomposition

$$\begin{bmatrix} cs1 & sn1 \\ -sn1 & cs1 \end{bmatrix} \cdot \begin{bmatrix} a & b \\ b & c \end{bmatrix} \cdot \begin{bmatrix} cs1 & sn1 \\ -sn1 & cs1 \end{bmatrix} = \begin{bmatrix} rt1 & 0 \\ 0 & rt2 \end{bmatrix}$$

(for `slaev2/dlaev2`),

or

$$\begin{bmatrix} cs1 & \text{conjg}(sn1) \\ -sn1 & cs1 \end{bmatrix} \cdot \begin{bmatrix} a & b \\ \text{conjg}(b) & c \end{bmatrix} \cdot \begin{bmatrix} cs1 & -\text{conjg}(sn1) \\ sn1 & cs1 \end{bmatrix} = \begin{bmatrix} rt1 & 0 \\ 0 & rt2 \end{bmatrix}$$

(for `claev2/zlaev2`).

Input Parameters

`a, b, c` REAL for `slaev2`
 DOUBLE PRECISION for `dlaev2`

COMPLEX for claev2
 COMPLEX*16 for zlaev2.
 Elements of the input matrix.

Output Parameters

<i>rt1, rt2</i>	REAL for slaev2/claev2 DOUBLE PRECISION for dlaev2/zlaev2. Eigenvalues of larger and smaller absolute value, respectively.
<i>cs1</i>	REAL for slaev2/claev2 DOUBLE PRECISION for dlaev2/zlaev2.
<i>sn1</i>	REAL for slaev2 DOUBLE PRECISION for dlaev2 COMPLEX for claev2 COMPLEX*16 for zlaev2. The vector (<i>cs1, sn1</i>) is the unit right eigenvector for <i>rt1</i> .

Application Notes

rt1 is accurate to a few ulps barring over/underflow. *rt2* may be inaccurate if there is massive cancellation in the determinant $a*c-b*b$; higher precision or correctly rounded or correctly truncated arithmetic would be needed to compute *rt2* accurately in all cases. *cs1* and *sn1* are accurate to a few ulps barring over/underflow. Overflow is possible only if *rt1* is within a factor of 5 of overflow. Underflow is harmless if the input data is 0 or exceeds *underflow_threshold* / macheps.

?laexc

Swaps adjacent diagonal blocks of a real upper quasi-triangular matrix in Schur canonical form, by an orthogonal similarity transformation.

Syntax

```
call slaexc( wantq, n, t, ldt, q, ldq, j1, n1, n2, work, info )
call dlaexc( wantq, n, t, ldt, q, ldq, j1, n1, n2, work, info )
```

Description

This routine is declared in `mk1_lapack.fi` for FORTRAN 77 interface and in `mk1_lapack.h` for C interface.

The routine swaps adjacent diagonal blocks T_{11} and T_{22} of order 1 or 2 in an upper quasi-triangular matrix T by an orthogonal similarity transformation.

T must be in Schur canonical form, that is, block upper triangular with 1-by-1 and 2-by-2 diagonal blocks; each 2-by-2 diagonal block has its diagonal elements equal and its off-diagonal elements of opposite sign.

Input Parameters

<i>wantq</i>	LOGICAL. If <i>wantq</i> = <code>.TRUE.</code> , accumulate the transformation in the matrix <i>Q</i> ; If <i>wantq</i> = <code>.FALSE.</code> , do not accumulate the transformation.
<i>n</i>	INTEGER. The order of the matrix T ($n \geq 0$).
<i>t, q</i>	REAL for <code>slaexc</code> DOUBLE PRECISION for <code>dlaexc</code> Arrays: <i>t</i> (<i>ldt</i> ,*) contains on entry the upper quasi-triangular matrix T , in Schur canonical form. The second dimension of <i>t</i> must be at least $\max(1, n)$. <i>q</i> (<i>ldq</i> ,*) contains on entry, if <i>wantq</i> = <code>.TRUE.</code> , the orthogonal matrix Q . If <i>wantq</i> = <code>.FALSE.</code> , <i>q</i> is not referenced. The second dimension of <i>q</i> must be at least $\max(1, n)$.
<i>ldt</i>	INTEGER. The first dimension of <i>t</i> ; at least $\max(1, n)$.
<i>ldq</i>	INTEGER. The first dimension of <i>q</i> ; If <i>wantq</i> = <code>.FALSE.</code> , then <i>ldq</i> ≥ 1 . If <i>wantq</i> = <code>.TRUE.</code> , then <i>ldq</i> $\geq \max(1, n)$.
<i>j1</i>	INTEGER. The index of the first row of the first block T_{11} .
<i>n1</i>	INTEGER. The order of the first block T_{11} (<i>n1</i> = 0, 1, or 2).
<i>n2</i>	INTEGER. The order of the second block T_{22} (<i>n2</i> = 0, 1, or 2).

work REAL for slaexc;
DOUBLE PRECISION for dlaexc.
Workspace array, DIMENSION (*n*).

Output Parameters

t On exit, the updated matrix *T*, again in Schur canonical form.

q On exit, if *wantq* = .TRUE., the updated matrix *Q*.

info INTEGER.
If *info* = 0, the execution is successful.
If *info* = 1, the transformed matrix *T* would be too far from Schur form; the blocks are not swapped and *T* and *Q* are unchanged.

?lag2

Computes the eigenvalues of a 2-by-2 generalized eigenvalue problem, with scaling as necessary to avoid over-/underflow.

Syntax

```
call slag2( a, lda, b, ldb, safmin, scale1, scale2, wr1, wr2, wi )
call dlag2( a, lda, b, ldb, safmin, scale1, scale2, wr1, wr2, wi )
```

Description

This routine is declared in `mkl_lapack.fi` for FORTRAN 77 interface and in `mkl_lapack.h` for C interface.

The routine computes the eigenvalues of a 2 x 2 generalized eigenvalue problem $A - w * B$, with scaling as necessary to avoid over-/underflow. The scaling factor, *s*, results in a modified eigenvalue equation

$$s * A - w * B,$$

where *s* is a non-negative scaling factor chosen so that *w*, *w***B*, and *s***A* do not overflow and, if possible, do not underflow, either.

Input Parameters

a, b REAL for `slag2`
DOUBLE PRECISION for `dlag2`
Arrays:
a(lda,2) contains, on entry, the 2 x 2 matrix *A*. It is assumed that its 1-norm is less than $1/safmin$. Entries less than $\sqrt{safmin} * \text{norm}(A)$ are subject to being treated as zero.
b(ldb,2) contains, on entry, the 2 x 2 upper triangular matrix *B*. It is assumed that the one-norm of *B* is less than $1/safmin$. The diagonals should be at least \sqrt{safmin} times the largest element of *B* (in absolute value); if a diagonal is smaller than that, then $\pm \sqrt{safmin}$ will be used instead of that diagonal.

lda INTEGER. The first dimension of *a*; $lda \geq 2$.

ldb INTEGER. The first dimension of *b*; $ldb \geq 2$.

safmin REAL for `slag2`;
DOUBLE PRECISION for `dlag2`.
The smallest positive number such that $1/safmin$ does not overflow. (This should always be `?lamch('S')` - it is an argument in order to avoid having to call `?lamch` frequently.)

Output Parameters

scale1 REAL for `slag2`;
DOUBLE PRECISION for `dlag2`.
A scaling factor used to avoid over-/underflow in the eigenvalue equation which defines the first eigenvalue. If the eigenvalues are complex, then the eigenvalues are $(wrl \pm wii)/scale1$ (which may lie outside the exponent range of the machine), $scale1=scale2$, and $scale1$ will always be positive.
If the eigenvalues are real, then the first (real) eigenvalue is $wrl/scale1$, but this may overflow or underflow, and in fact, $scale1$ may be zero or less than the underflow threshold if the exact eigenvalue is sufficiently large.

<i>scale2</i>	<p>REAL for <i>slag2</i>; DOUBLE PRECISION for <i>dlag2</i>. A scaling factor used to avoid over-/underflow in the eigenvalue equation which defines the second eigenvalue. If the eigenvalues are complex, then <i>scale2=scale1</i>. If the eigenvalues are real, then the second (real) eigenvalue is <i>wr2/scale2</i>, but this may overflow or underflow, and in fact, <i>scale2</i> may be zero or less than the underflow threshold if the exact eigenvalue is sufficiently large.</p>
<i>wr1</i>	<p>REAL for <i>slag2</i>; DOUBLE PRECISION for <i>dlag2</i>. If the eigenvalue is real, then <i>wr1</i> is <i>scale1</i> times the eigenvalue closest to the (2,2) element of $A \cdot \text{inv}(B)$. If the eigenvalue is complex, then <i>wr1=wr2</i> is <i>scale1</i> times the real part of the eigenvalues.</p>
<i>wr2</i>	<p>REAL for <i>slag2</i>; DOUBLE PRECISION for <i>dlag2</i>. If the eigenvalue is real, then <i>wr2</i> is <i>scale2</i> times the other eigenvalue. If the eigenvalue is complex, then <i>wr1=wr2</i> is <i>scale1</i> times the real part of the eigenvalues.</p>
<i>wi</i>	<p>REAL for <i>slag2</i>; DOUBLE PRECISION for <i>dlag2</i>. If the eigenvalue is real, then <i>wi</i> is zero. If the eigenvalue is complex, then <i>wi</i> is <i>scale1</i> times the imaginary part of the eigenvalues. <i>wi</i> will always be non-negative.</p>

?lags2

Computes 2-by-2 orthogonal matrices U, V, and Q, and applies them to matrices A and B such that the rows of the transformed A and B are parallel.

Syntax

```
call slags2( upper, a1, a2, a3, b1, b2, b3, csu, snu, csv, snv, csq, snq)
call dlags2( upper, a1, a2, a3, b1, b2, b3, csu, snu, csv, snv, csq, snq)
```


Description

This routine is declared in `mk1_lapack.fi` for FORTRAN 77 interface and in `mk1_lapack.h` for C interface.

The routine computes 2-by-2 orthogonal matrices U , V and Q , such that if `upper = .TRUE.`, then

$$U^* A Q = U^* \begin{bmatrix} A_1 & A_2 \\ 0 & A_3 \end{bmatrix} * Q = \begin{bmatrix} x & 0 \\ x & x \end{bmatrix}$$

and

$$V^* B Q = V^* \begin{bmatrix} B_1 & B_2 \\ 0 & B_3 \end{bmatrix} * Q = \begin{bmatrix} x & 0 \\ x & x \end{bmatrix}$$

or if `upper = .FALSE.`, then

$$U^* A Q = U^* \begin{bmatrix} A_1 & 0 \\ A_2 & A_3 \end{bmatrix} * Q = \begin{bmatrix} x & x \\ 0 & x \end{bmatrix}$$

and

$$V^* B Q = V^* \begin{bmatrix} B_1 & 0 \\ B_2 & B_3 \end{bmatrix} * Q = \begin{bmatrix} x & x \\ 0 & x \end{bmatrix}$$

The rows of the transformed A and B are parallel, where

$$U = \begin{bmatrix} csu & snu \\ -snu & csu \end{bmatrix}, V = \begin{bmatrix} csv & snv \\ -snv & csv \end{bmatrix}, Q = \begin{bmatrix} csq & snq \\ -snq & csq \end{bmatrix}$$

Here Z' denotes the transpose of Z .

Input Parameters

<i>upper</i>	LOGICAL. If <i>upper</i> = .TRUE., the input matrices <i>A</i> and <i>B</i> are upper triangular; If <i>upper</i> = .FALSE., the input matrices <i>A</i> and <i>B</i> are lower triangular.
<i>a1, a2, a3</i>	REAL for slags2 DOUBLE PRECISION for dlags2 On entry, <i>a1</i> , <i>a2</i> and <i>a3</i> are elements of the input 2-by-2 upper (lower) triangular matrix <i>A</i> .
<i>b1, b2, b3</i>	REAL for slags2 DOUBLE PRECISION for dlags2 On entry, <i>b1</i> , <i>b2</i> and <i>b3</i> are elements of the input 2-by-2 upper (lower) triangular matrix <i>B</i> .

Output Parameters

<i>csu, snu</i>	REAL for slags2 DOUBLE PRECISION for dlags2 The desired orthogonal matrix <i>U</i> .
<i>csv, snv</i>	REAL for slags2 DOUBLE PRECISION for dlags2 The desired orthogonal matrix <i>V</i> .
<i>csq, snq</i>	REAL for slags2 DOUBLE PRECISION for dlags2 The desired orthogonal matrix <i>Q</i> .

?lagtf

Computes an LU factorization of a matrix $T \leq I$, where T is a general tridiagonal matrix, and \leq is a scalar, using partial pivoting with row interchanges.

Syntax

```
call slagtf( n, a, lambda, b, c, tol, d, in, info )
```

```
call dlagtf( n, a, lambda, b, c, tol, d, in, info )
```

Description

This routine is declared in `mkl_lapack.fi` for FORTRAN 77 interface and in `mkl_lapack.h` for C interface.

The routine factorizes the matrix $(T - \lambda I)$, where T is an n -by- n tridiagonal matrix and λ is a scalar, as

$$T - \lambda I = P^* L^* U,$$

where P is a permutation matrix, L is a unit lower tridiagonal matrix with at most one non-zero sub-diagonal elements per column and U is an upper triangular matrix with at most two non-zero super-diagonal elements per column. The factorization is obtained by Gaussian elimination with partial pivoting and implicit row scaling. The parameter λ is included in the routine so that `?lagtf` may be used, in conjunction with `?lagts`, to obtain eigenvectors of T by inverse iteration.

Input Parameters

n	INTEGER. The order of the matrix T ($n \geq 0$).
a, b, c	<p>REAL for <code>slagtf</code> DOUBLE PRECISION for <code>dlagtf</code> Arrays, dimension $a(n)$, $b(n-1)$, $c(n-1)$: On entry, $a(*)$ must contain the diagonal elements of the matrix T. On entry, $b(*)$ must contain the $(n-1)$ super-diagonal elements of T. On entry, $c(*)$ must contain the $(n-1)$ sub-diagonal elements of T.</p>
tol	<p>REAL for <code>slagtf</code> DOUBLE PRECISION for <code>dlagtf</code> On entry, a relative tolerance used to indicate whether or not the matrix $(T - \lambda I)$ is nearly singular. tol should normally be chosen as approximately the largest relative error in the elements of T. For example, if the elements of T are correct to about 4 significant figures, then tol should be set to about 5×10^{-4}. If tol is supplied as less than <code>eps</code>, where <code>eps</code> is the relative machine precision, then the value <code>eps</code> is used in place of tol.</p>

Output Parameters

<i>a</i>	On exit, <i>a</i> is overwritten by the <i>n</i> diagonal elements of the upper triangular matrix <i>U</i> of the factorization of <i>T</i> .
<i>b</i>	On exit, <i>b</i> is overwritten by the <i>n</i> -1 super-diagonal elements of the matrix <i>U</i> of the factorization of <i>T</i> .
<i>c</i>	On exit, <i>c</i> is overwritten by the <i>n</i> -1 sub-diagonal elements of the matrix <i>L</i> of the factorization of <i>T</i> .
<i>d</i>	REAL for slagtf DOUBLE PRECISION for dlagtf Array, dimension (<i>n</i> -2). On exit, <i>d</i> is overwritten by the <i>n</i> -2 second super-diagonal elements of the matrix <i>U</i> of the factorization of <i>T</i> .
<i>in</i>	INTEGER. Array, dimension (<i>n</i>). On exit, <i>in</i> contains details of the permutation matrix <i>p</i> . If an interchange occurred at the <i>k</i> -th step of the elimination, then <i>in</i> (<i>k</i>) = 1, otherwise <i>in</i> (<i>k</i>) = 0. The element <i>in</i> (<i>n</i>) returns the smallest positive integer <i>j</i> such that $\text{abs}(u(j,j)) \leq \text{norm}((T - \text{lambda} * I)(j)) * \text{tol},$ where $\text{norm}(A(j))$ denotes the sum of the absolute values of the <i>j</i> -th row of the matrix <i>A</i> . If no such <i>j</i> exists then <i>in</i> (<i>n</i>) is returned as zero. If <i>in</i> (<i>n</i>) is returned as positive, then a diagonal element of <i>U</i> is small, indicating that $(T - \text{lambda} * I)$ is singular or nearly singular.
<i>info</i>	INTEGER. If <i>info</i> = 0, the execution is successful. If <i>info</i> = - <i>k</i> , the <i>k</i> -th parameter had an illegal value.

zlqtm

Performs a matrix-matrix product of the form $C = \alpha A * B + \beta C$, where A is a tridiagonal matrix, B and C are rectangular matrices, and α and β are scalars, which may be 0, 1, or -1.

Syntax

```
call slqtm( trans, n, nrhs, alpha, dl, d, du, x, ldx, beta, b, ldb )
call dlqtm( trans, n, nrhs, alpha, dl, d, du, x, ldx, beta, b, ldb )
call clqtm( trans, n, nrhs, alpha, dl, d, du, x, ldx, beta, b, ldb )
call zlqtm( trans, n, nrhs, alpha, dl, d, du, x, ldx, beta, b, ldb )
```

Description

This routine is declared in `mk1_lapack.fi` for FORTRAN 77 interface and in `mk1_lapack.h` for C interface.

The routine performs a matrix-vector product of the form:

$$B := \alpha A * X + \beta B$$

where A is a tridiagonal matrix of order n , B and X are n -by- $nrhs$ matrices, and α and β are real scalars, each of which may be 0., 1., or -1.

Input Parameters

<i>trans</i>	CHARACTER*1. Must be 'N' or 'T' or 'C'. Indicates the form of the equations: If <i>trans</i> = 'N', then $B := \alpha A * X + \beta B$ (no transpose); If <i>trans</i> = 'T', then $B := \alpha A^T * X + \beta B$ (transpose); If <i>trans</i> = 'C', then $B := \alpha A^H * X + \beta B$ (conjugate transpose)
<i>n</i>	INTEGER. The order of the matrix A ($n \geq 0$).
<i>nrhs</i>	INTEGER. The number of right-hand sides, i.e., the number of columns in X and B ($nrhs \geq 0$).

<i>alpha, beta</i>	<p>REAL for slagtm/clagtm DOUBLE PRECISION for dlagtm/zlagtm Specify the scalars <i>alpha</i> and <i>beta</i> respectively. <i>alpha</i> must be 0., 1., or -1.; otherwise, it is assumed to be 0. <i>beta</i> must be 0., 1., or -1.; otherwise, it is assumed to be 1.</p>
<i>dl, d, du</i>	<p>REAL for slagtm DOUBLE PRECISION for dlagtm COMPLEX for clagtm COMPLEX*16 for zlagtm. Arrays: <i>dl</i>(<i>n</i> - 1), <i>d</i>(<i>n</i>), <i>du</i>(<i>n</i> - 1). The array <i>dl</i> contains the (<i>n</i> - 1) sub-diagonal elements of <i>T</i>. The array <i>d</i> contains the <i>n</i> diagonal elements of <i>T</i>. The array <i>du</i> contains the (<i>n</i> - 1) super-diagonal elements of <i>T</i>.</p>
<i>x, b</i>	<p>REAL for slagtm DOUBLE PRECISION for dlagtm COMPLEX for clagtm COMPLEX*16 for zlagtm. Arrays: <i>x</i>(<i>ldx</i>,*) contains the <i>n</i>-by-<i>nrhs</i> matrix <i>X</i>. The second dimension of <i>x</i> must be at least $\max(1, nrhs)$. <i>b</i>(<i>ldb</i>,*) contains the <i>n</i>-by-<i>nrhs</i> matrix <i>B</i>. The second dimension of <i>b</i> must be at least $\max(1, nrhs)$.</p>
<i>ldx</i>	<p>INTEGER. The leading dimension of the array <i>x</i>; $ldx \geq \max(1, n)$.</p>
<i>ldb</i>	<p>INTEGER. The leading dimension of the array <i>b</i>; $ldb \geq \max(1, n)$.</p>

Output Parameters

<i>b</i>	Overwritten by the matrix expression $B := \alpha * A * X + \beta * B$
----------	--

?lagts

Solves the system of equations $(T - \lambda I)x = y$ or $(T - \lambda I)^T x = y$, where T is a general tridiagonal matrix and λ is a scalar, using the LU factorization computed by ?lagtf.

Syntax

```
call slagts( job, n, a, b, c, d, in, y, tol, info )
```

```
call dlagts( job, n, a, b, c, d, in, y, tol, info )
```

Description

This routine is declared in `mk1_lapack.fi` for FORTRAN 77 interface and in `mk1_lapack.h` for C interface.

The routine may be used to solve for x one of the systems of equations:

$$(T - \lambda I)x = y \quad \text{or} \quad (T - \lambda I)^T x = y,$$

where T is an n -by- n tridiagonal matrix, following the factorization of $(T - \lambda I)$ as

$$T - \lambda I = P^* L^* U,$$

computed by the routine ?lagtf.

The choice of equation to be solved is controlled by the argument `job`, and in each case there is an option to perturb zero or very small diagonal elements of U , this option being intended for use in applications such as inverse iteration.

Input Parameters

`job` INTEGER. Specifies the job to be performed by ?lagts as follows:

- = 1: The equations $(T - \lambda I)x = y$ are to be solved, but diagonal elements of U are not to be perturbed.
- = -1: The equations $(T - \lambda I)^T x = y$ are to be solved and, if overflow would otherwise occur, the diagonal elements of U are to be perturbed. See argument `tol` below.
- = 2: The equations $(T - \lambda I)^T x = y$ are to be solved, but diagonal elements of U are not to be perturbed.

	<p>= -2: The equations $(T - \lambda I) 'x = y$ are to be solved and, if overflow would otherwise occur, the diagonal elements of U are to be perturbed. See argument <i>tol</i> below.</p>
<i>n</i>	<p>INTEGER. The order of the matrix T ($n \geq 0$).</p>
<i>a, b, c, d</i>	<p>REAL for <i>slagts</i> DOUBLE PRECISION for <i>dlagts</i> Arrays, dimension $a(n)$, $b(n-1)$, $c(n-1)$, $d(n-2)$: On entry, $a(*)$ must contain the diagonal elements of U as returned from ?lagtf. On entry, $b(*)$ must contain the first super-diagonal elements of U as returned from ?lagtf. On entry, $c(*)$ must contain the sub-diagonal elements of L as returned from ?lagtf. On entry, $d(*)$ must contain the second super-diagonal elements of U as returned from ?lagtf.</p>
<i>in</i>	<p>INTEGER. Array, dimension (n). On entry, $in(*)$ must contain details of the matrix p as returned from ?lagtf.</p>
<i>y</i>	<p>REAL for <i>slagts</i> DOUBLE PRECISION for <i>dlagts</i> Array, dimension (n). On entry, the right hand side vector y.</p>
<i>tol</i>	<p>REAL for <i>slagtf</i> DOUBLE PRECISION for <i>dlagtf</i>. On entry, with $job < 0$, <i>tol</i> should be the minimum perturbation to be made to very small diagonal elements of U. <i>tol</i> should normally be chosen as about $eps * norm(U)$, where eps is the relative machine precision, but if <i>tol</i> is supplied as non-positive, then it is reset to $eps * \max(u(i,j))$. If $job > 0$ then <i>tol</i> is not referenced.</p>

Output Parameters

<i>y</i>	On exit, <i>y</i> is overwritten by the solution vector x .
----------	---

<i>tol</i>	On exit, <i>tol</i> is changed as described in <i>Input Parameters</i> section above, only if <i>tol</i> is non-positive on entry. Otherwise <i>tol</i> is unchanged.
<i>info</i>	INTEGER. If <i>info</i> = 0, the execution is successful. If <i>info</i> = - <i>i</i> , the <i>i</i> -th parameter had an illegal value. If <i>info</i> = <i>i</i> > 0, overflow would occur when computing the <i>i</i> th element of the solution vector <i>x</i> . This can only occur when <i>job</i> is supplied as positive and either means that a diagonal element of <i>U</i> is very small, or that the elements of the right-hand side vector <i>y</i> are very large.

?lagv2

Computes the Generalized Schur factorization of a real 2-by-2 matrix pencil (*A,B*) where *B* is upper triangular.

Syntax

```
call slagv2( a, lda, b, ldb, alphas, alphai, beta, cs1, sn1, csr, snr )
call dlagv2( a, lda, b, ldb, alphas, alphai, beta, cs1, sn1, csr, snr )
```

Description

This routine is declared in `mk1_lapack.fi` for FORTRAN 77 interface and in `mk1_lapack.h` for C interface.

The routine computes the Generalized Schur factorization of a real 2-by-2 matrix pencil (*A,B*) where *B* is upper triangular. The routine computes orthogonal (rotation) matrices given by *cs1*, *sn1* and *csr*, *snr* such that:

1) if the pencil (*A,B*) has two real eigenvalues (include 0/0 or 1/0 types), then

$$\begin{bmatrix} a_{11} & a_{12} \\ 0 & a_{22} \end{bmatrix} = \begin{bmatrix} cs1 & sn1 \\ -sn1 & cs1 \end{bmatrix} \begin{bmatrix} a_{11} & a_{12} \\ a_{21} & a_{22} \end{bmatrix} \begin{bmatrix} csr & -snr \\ snr & csr \end{bmatrix}$$

$$\begin{bmatrix} b_{11} & b_{12} \\ 0 & b_{22} \end{bmatrix} = \begin{bmatrix} \text{cs1} & \text{sn1} \\ -\text{sn1} & \text{cs1} \end{bmatrix} \begin{bmatrix} b_{11} & b_{12} \\ 0 & b_{22} \end{bmatrix} \begin{bmatrix} \text{csr} & -\text{snr} \\ \text{snr} & \text{csr} \end{bmatrix}$$

2) if the pencil (A, B) has a pair of complex conjugate eigenvalues, then

$$\begin{bmatrix} a_{11} & a_{12} \\ a_{21} & a_{22} \end{bmatrix} = \begin{bmatrix} \text{cs1} & \text{sn1} \\ -\text{sn1} & \text{cs1} \end{bmatrix} \begin{bmatrix} a_{11} & a_{12} \\ a_{21} & a_{22} \end{bmatrix} \begin{bmatrix} \text{csr} & -\text{snr} \\ \text{snr} & \text{csr} \end{bmatrix}$$

$$\begin{bmatrix} b_{11} & 0 \\ 0 & b_{22} \end{bmatrix} = \begin{bmatrix} \text{cs1} & \text{sn1} \\ -\text{sn1} & \text{cs1} \end{bmatrix} \begin{bmatrix} b_{11} & b_{12} \\ 0 & b_{22} \end{bmatrix} \begin{bmatrix} \text{csr} & -\text{snr} \\ \text{snr} & \text{csr} \end{bmatrix}$$

where $b_{11} \geq b_{22} > 0$.

Input Parameters

a, b	REAL for <code>slagv2</code> DOUBLE PRECISION for <code>dlagv2</code>
	Arrays:
	$a(la, 2)$ contains the 2-by-2 matrix A ;
	$b(lb, 2)$ contains the upper triangular 2-by-2 matrix B .
lda	INTEGER. The leading dimension of the array a ; $lda \geq 2$.
ldb	INTEGER. The leading dimension of the array b ; $ldb \geq 2$.

Output Parameters

a	On exit, a is overwritten by the "A-part" of the generalized Schur form.
b	On exit, b is overwritten by the "B-part" of the generalized Schur form.
$\text{alphar}, \text{alpha}, \text{beta}$	REAL for <code>slagv2</code>

DOUBLE PRECISION for dlagv2.
 Arrays, dimension (2) each.
 $(\text{alphan}(k) + i \cdot \text{alphai}(k)) / \text{beta}(k)$ are the
 eigenvalues of the pencil (A, B) , $k=1, 2$ and $i = \text{sqrt}(-1)$.
 Note that $\text{beta}(k)$ may be zero.

cs1, sn1 REAL for slagv2
 DOUBLE PRECISION for dlagv2
 The cosine and sine of the left rotation matrix, respectively.

csr, snr REAL for slagv2
 DOUBLE PRECISION for dlagv2
 The cosine and sine of the right rotation matrix, respectively.

?lahqr

*Computes the eigenvalues and Schur factorization
 of an upper Hessenberg matrix, using the
 double-shift/single-shift QR algorithm.*

Syntax

```
call slahqr( wantt, wantz, n, ilo, ihi, h, ldh, wr, wi, iloz, ihiz, z, ldz,
info )

call dlahqr( wantt, wantz, n, ilo, ihi, h, ldh, wr, wi, iloz, ihiz, z, ldz,
info )

call clahqr( wantt, wantz, n, ilo, ihi, h, ldh, w, iloz, ihiz, z, ldz, info
)

call zlahqr( wantt, wantz, n, ilo, ihi, h, ldh, w, iloz, ihiz, z, ldz, info
)
```

Description

This routine is declared in `mkl_lapack.fi` for FORTRAN 77 interface and in `mkl_lapack.h` for C interface.

The routine is an auxiliary routine called by `?hseqr` to update the eigenvalues and Schur decomposition already computed by `?hseqr`, by dealing with the Hessenberg submatrix in rows and columns *ilo* to *ihi*.

Input Parameters

<i>wantt</i>	LOGICAL. If <i>wantt</i> = .TRUE., the full Schur form <i>T</i> is required; If <i>wantt</i> = .FALSE., eigenvalues only are required.
<i>wantz</i>	LOGICAL. If <i>wantz</i> = .TRUE., the matrix of Schur vectors <i>Z</i> is required; If <i>wantz</i> = .FALSE., Schur vectors are not required.
<i>n</i>	INTEGER. The order of the matrix <i>H</i> ($n \geq 0$).
<i>ilo, ihi</i>	INTEGER. It is assumed that <i>h</i> is already upper quasi-triangular in rows and columns <i>ihi</i> +1: <i>n</i> , and that $h(ilo, ilo-1) = 0$ (unless <i>ilo</i> = 1). The routine ?lahqr works primarily with the Hessenberg submatrix in rows and columns <i>ilo</i> to <i>ihi</i> , but applies transformations to all of <i>h</i> if <i>wantt</i> = .TRUE.. Constraints: $1 \leq ilo \leq \max(1, ihi); ihi \leq n$.
<i>h, z</i>	REAL for slahqr DOUBLE PRECISION for dlahqr COMPLEX for clahqr COMPLEX*16 for zlahqr. Arrays: <i>h</i> (<i>ldh</i> ,*) contains the upper Hessenberg matrix <i>h</i> . The second dimension of <i>h</i> must be at least $\max(1, n)$. <i>z</i> (<i>ldz</i> ,*) If <i>wantz</i> = .TRUE., then, on entry, <i>z</i> must contain the current matrix <i>z</i> of transformations accumulated by ?hseqr. If <i>wantz</i> = .FALSE., then <i>z</i> is not referenced. The second dimension of <i>z</i> must be at least $\max(1, n)$.
<i>ldh</i>	INTEGER. The first dimension of <i>h</i> ; at least $\max(1, n)$.
<i>ldz</i>	INTEGER. The first dimension of <i>z</i> ; at least $\max(1, n)$.
<i>iloz, ihiz</i>	INTEGER. Specify the rows of <i>z</i> to which transformations must be applied if <i>wantz</i> = .TRUE.. $1 \leq iloz \leq ilo; ihi \leq ihiz \leq n$.

Output Parameters

<i>h</i>	<p>On exit, if <i>info</i>= 0 and <i>wantt</i> = <i>.TRUE.</i>, then,</p> <ul style="list-style-type: none"> • for <i>slahqr/dlahqr</i>, <i>h</i> is upper quasi-triangular in rows and columns <i>ilo:ihi</i> with any 2-by-2 diagonal blocks in standard form. • for <i>clahqr/zlahqr</i>, <i>h</i> is upper triangular in rows and columns <i>ilo:ihi</i>. <p>If <i>info</i>= 0 and <i>wantt</i> = <i>.FALSE.</i>, the contents of <i>h</i> are unspecified on exit. If <i>info</i> is positive, see description of <i>info</i> for the output state of <i>h</i>.</p>
<i>wr, wi</i>	<p>REAL for <i>slahqr</i> DOUBLE PRECISION for <i>dlahqr</i> Arrays, DIMENSION at least <i>max(1, n)</i> each. Used with real flavors only. The real and imaginary parts, respectively, of the computed eigenvalues <i>ilo</i> to <i>ihi</i> are stored in the corresponding elements of <i>wr</i> and <i>wi</i>. If two eigenvalues are computed as a complex conjugate pair, they are stored in consecutive elements of <i>wr</i> and <i>wi</i>, say the <i>i</i>-th and (<i>i</i>+1)-th, with <i>wi</i>(<i>i</i>) > 0 and <i>wi</i>(<i>i</i>+1) < 0. If <i>wantt</i> = <i>.TRUE.</i>, the eigenvalues are stored in the same order as on the diagonal of the Schur form returned in <i>h</i>, with <i>wr</i>(<i>i</i>) = <i>h</i>(<i>i, i</i>), and, if <i>h</i>(<i>i:i+1, i:i+1</i>) is a 2-by-2 diagonal block, <i>wi</i>(<i>i</i>) = <i>sqrt(h(i+1,i)*h(i,i+1))</i> and <i>wi</i>(<i>i</i>+1) = -<i>wi</i>(<i>i</i>).</p>
<i>w</i>	<p>COMPLEX for <i>clahqr</i> COMPLEX*16 for <i>zlahqr</i>. Array, DIMENSION at least <i>max(1, n)</i>. Used with complex flavors only. The computed eigenvalues <i>ilo</i> to <i>ihi</i> are stored in the corresponding elements of <i>w</i>. If <i>wantt</i> = <i>.TRUE.</i>, the eigenvalues are stored in the same order as on the diagonal of the Schur form returned in <i>h</i>, with <i>w</i>(<i>i</i>) = <i>h</i>(<i>i, i</i>).</p>
<i>z</i>	<p>If <i>wantz</i> = <i>.TRUE.</i>, then, on exit <i>z</i> has been updated; transformations are applied only to the submatrix <i>z(ilo:ihiz, ilo:ihi)</i>.</p>

info

INTEGER.

If *info* = 0, the execution is successful.

With *info* > 0,

- if *info* = *i*, ?lahqr failed to compute all the eigenvalues *ilo* to *ihi* in a total of 30 iterations per eigenvalue; elements *i*+1:*ihi* of *wr* and *wi* (for slahqr/dlahqr) or *w* (for clahqr/zlahqr) contain those eigenvalues which have been successfully computed.
- if *wantt* is .FALSE., then on exit the remaining unconverged eigenvalues are the eigenvalues of the upper Hessenberg matrix rows and columns *ilo* through *info* of the final output value of *h*.
- if *wantt* is .TRUE., then on exit
(initial value of *h*)**u* = *u**(final value of *h*),
(*)
where *u* is an orthognal matrix. The final value of *h* is upper Hessenberg and triangular in rows and columns *info*+1 through *ihi*.
- if *wantz* is .TRUE., then on exit
(final value of *z*) = (initial value of *z*)* *u*,

where *u* is an orthognal matrix in (*) regardless of the value of *wantt*.

?lahrd

Reduces the first nb columns of a general rectangular matrix A so that elements below the k-th subdiagonal are zero, and returns auxiliary matrices which are needed to apply the transformation to the unreduced part of A.

Syntax

```
call slahrd( n, k, nb, a, lda, tau, t, ldt, y, ldy )
call dlahrd( n, k, nb, a, lda, tau, t, ldt, y, ldy )
```

```
call clahrd( n, k, nb, a, lda, tau, t, ldt, y, ldy )
call zlahrd( n, k, nb, a, lda, tau, t, ldt, y, ldy )
```

Description

This routine is declared in `mk1_lapack.fi` for FORTRAN 77 interface and in `mk1_lapack.h` for C interface.

The routine reduces the first nb columns of a real/complex general n -by- $(n-k+1)$ matrix A so that elements below the k -th subdiagonal are zero. The reduction is performed by an orthogonal/unitary similarity transformation Q'^*A*Q . The routine returns the matrices V and T which determine Q as a block reflector $I - V*T*V'$, and also the matrix $Y = A*V*T$.

The matrix Q is represented as products of nb elementary reflectors:

$$Q = H(1)*H(2)*\dots *H(nb)$$

Each $H(i)$ has the form

$$H(i) = I - \tau*v*v'$$

where τ is a real/complex scalar, and v is a real/complex vector.

This is an obsolete auxiliary routine. Please use the new routine `?lahr2` instead.

Input Parameters

n	INTEGER. The order of the matrix A ($n \geq 0$).
k	INTEGER. The offset for the reduction. Elements below the k -th subdiagonal in the first nb columns are reduced to zero.
nb	INTEGER. The number of columns to be reduced.
a	REAL for <code>slahrd</code> DOUBLE PRECISION for <code>dlahrd</code> COMPLEX for <code>clahrd</code> COMPLEX*16 for <code>zlahrd</code> . Array $a(lda, n-k+1)$ contains the n -by- $(n-k+1)$ general matrix A to be reduced.
lda	INTEGER. The first dimension of a ; at least $\max(1, n)$.
ldt	INTEGER. The first dimension of the output array t ; must be at least $\max(1, nb)$.

ldy INTEGER. The first dimension of the output array *y*; must be at least $\max(1, n)$.

Output Parameters

a On exit, the elements on and above the *k*-th subdiagonal in the first *nb* columns are overwritten with the corresponding elements of the reduced matrix; the elements below the *k*-th subdiagonal, with the array *tau*, represent the matrix *Q* as a product of elementary reflectors. The other columns of *a* are unchanged. See *Application Notes* below.

tau REAL for *slahrd*
DOUBLE PRECISION for *dlahrd*
COMPLEX for *clahrd*
COMPLEX*16 for *zlahrd*.
Array, DIMENSION (*nb*).
Contains scalar factors of the elementary reflectors.

t, y REAL for *slahrd*
DOUBLE PRECISION for *dlahrd*
COMPLEX for *clahrd*
COMPLEX*16 for *zlahrd*.
Arrays, dimension $t(ldt, nb)$, $y(ldy, nb)$.
The array *t* contains upper triangular matrix *T*.
The array *y* contains the *n*-by-*nb* matrix *Y*.

Application Notes

For the elementary reflector $H(i)$,

$v(1:i+k-1) = 0$, $v(i+k) = 1$; $v(i+k+1:n)$ is stored on exit in $a(i+k+1:n, i)$ and *tau* is stored in $tau(i)$.

The elements of the vectors *v* together form the $(n-k+1)$ -by-*nb* matrix *V* which is needed, with *T* and *Y*, to apply the transformation to the unreduced part of the matrix, using an update of the form:

$$A := (I - V^* T^* V') * (A - Y^* V').$$

The contents of *A* on exit are illustrated by the following example with $n = 7$, $k = 3$ and $nb = 2$:

$$\begin{bmatrix} a & h & a & a & a \\ a & h & a & a & a \\ a & h & a & a & a \\ h & h & a & a & a \\ v_1 & h & a & a & a \\ v_1 & v_2 & a & a & a \\ v_1 & v_2 & a & a & a \end{bmatrix}$$

where a denotes an element of the original matrix A , h denotes a modified element of the upper Hessenberg matrix H , and v_i denotes an element of the vector defining $H(i)$.

See Also

- [Auxiliary Routines](#)
- [?lahr2](#)

?lahr2

Reduces the specified number of first columns of a general rectangular matrix A so that elements below the specified subdiagonal are zero, and returns auxiliary matrices which are needed to apply the transformation to the unreduced part of A .

Syntax

```
call slahr2( n, k, nb, a, lda, tau, t, ldt, y, ldy )
call dlahr2( n, k, nb, a, lda, tau, t, ldt, y, ldy )
call clahr2( n, k, nb, a, lda, tau, t, ldt, y, ldy )
call zlahr2( n, k, nb, a, lda, tau, t, ldt, y, ldy )
```

Description

This routine is declared in `mkl_lapack.fi` for FORTRAN 77 interface and in `mkl_lapack.h` for C interface.

The routine reduces the first nb columns of a real/complex general n -by- $(n-k+1)$ matrix A so that elements below the k -th subdiagonal are zero. The reduction is performed by an orthogonal/unitary similarity transformation Q'^*A*Q . The routine returns the matrices V and T which determine Q as a block reflector $I - V*T*V'$, and also the matrix $Y = A*V*T$.

The matrix Q is represented as products of nb elementary reflectors:

$$Q = H(1)*H(2)*\dots *H(nb)$$

Each $H(i)$ has the form

$$H(i) = I - \tau*v*v'$$

where τ is a real/complex scalar, and v is a real/complex vector.

This is an auxiliary routine called by `?gehrd`.

Input Parameters

n	INTEGER. The order of the matrix A ($n \geq 0$).
k	INTEGER. The offset for the reduction. Elements below the k -th subdiagonal in the first nb columns are reduced to zero ($k < n$).
nb	INTEGER. The number of columns to be reduced.
a	REAL for <code>slahr2</code> DOUBLE PRECISION for <code>dlahr2</code> COMPLEX for <code>clahr2</code> COMPLEX*16 for <code>zlahr2</code> . Array, DIMENSION ($lda, n-k+1$) contains the n -by- $(n-k+1)$ general matrix A to be reduced.
lda	INTEGER. The first dimension of the array a ; $lda \geq \max(1, n)$.
ldt	INTEGER. The first dimension of the output array t ; $ldt \geq nb$.
ldy	INTEGER. The first dimension of the output array y ; $ldy \geq n$.

Output Parameters

<i>a</i>	On exit, the elements on and above the <i>k</i> -th subdiagonal in the first <i>nb</i> columns are overwritten with the corresponding elements of the reduced matrix; the elements below the <i>k</i> -th subdiagonal, with the array <i>tau</i> , represent the matrix <i>Q</i> as a product of elementary reflectors. The other columns of <i>a</i> are unchanged. See <i>Application Notes</i> below.
<i>tau</i>	REAL for slahr2 DOUBLE PRECISION for dlahr2 COMPLEX for clahr2 COMPLEX*16 for zlahr2. Array, DIMENSION (<i>nb</i>). Contains scalar factors of the elementary reflectors.
<i>t, y</i>	REAL for slahr2 DOUBLE PRECISION for dlahr2 COMPLEX for clahr2 COMPLEX*16 for zlahr2. Arrays, dimension <i>t</i> (<i>ldt</i> , <i>nb</i>), <i>y</i> (<i>ldy</i> , <i>nb</i>). The array <i>t</i> contains upper triangular matrix <i>T</i> . The array <i>y</i> contains the <i>n</i> -by- <i>nb</i> matrix <i>Y</i> .

Application Notes

For the elementary reflector $H(i)$,

$v(1:i+k-1) = 0$, $v(i+k) = 1$; $v(i+k+1:n)$ is stored on exit in $a(i+k+1:n, i)$ and *tau* is stored in $tau(i)$.

The elements of the vectors *v* together form the (*n-k+1*)-by-*nb* matrix *V* which is needed, with *T* and *Y*, to apply the transformation to the unreduced part of the matrix, using an update of the form:

$$A := (I - V^* T^* V') * (A - Y^* V').$$

The contents of *A* on exit are illustrated by the following example with $n = 7$, $k = 3$ and $nb = 2$:

$$\begin{bmatrix} a & a & a & a & a \\ a & a & a & a & a \\ a & a & a & a & a \\ h & h & a & a & a \\ v_1 & h & a & a & a \\ v_1 & v_2 & a & a & a \\ v_1 & v_2 & a & a & a \end{bmatrix}$$

where a denotes an element of the original matrix A , h denotes a modified element of the upper Hessenberg matrix H , and v_i denotes an element of the vector defining $H(i)$.

?laic1

Applies one step of incremental condition estimation.

Syntax

```
call slaic1( job, j, x, sest, w, gamma, sestpr, s, c )
call dlaic1( job, j, x, sest, w, gamma, sestpr, s, c )
call claic1( job, j, x, sest, w, gamma, sestpr, s, c )
call zlaic1( job, j, x, sest, w, gamma, sestpr, s, c )
```

Description

This routine is declared in `mkl_lapack.fi` for FORTRAN 77 interface and in `mkl_lapack.h` for C interface.

The routine `?laic1` applies one step of incremental condition estimation in its simplest version.

Let x , $\|x\|_2 = 1$ (where $\|a\|_2$ denotes the 2-norm of a), be an approximate singular vector of an j -by- j lower triangular matrix L , such that

$$\|Lx\|_2 = \text{sest}$$

Then `?laic1` computes `sestpr`, `s`, `c` such that the vector

$$\mathbf{xhat} = \begin{bmatrix} \mathbf{s}^* \mathbf{x} \\ \mathbf{c} \end{bmatrix}$$

is an approximate singular vector of

$$\mathbf{Lhat} = \begin{bmatrix} L & 0 \\ \mathbf{w}' & \mathbf{gamma} \end{bmatrix}$$

in the sense that

$$\|\mathbf{Lhat} * \mathbf{xhat}\|_2 = \mathbf{sestpr}.$$

Depending on *job*, an estimate for the largest or smallest singular value is computed.

Note that $[\mathbf{s} \ \mathbf{c}]'$ and \mathbf{sestpr}^2 is an eigenpair of the system (for *slaic1/claic*)

$$\text{diag}(\mathbf{sest} * \mathbf{sest}, 0) + [\mathbf{alpha} \ \mathbf{gamma}] * \begin{bmatrix} \mathbf{alpha} \\ \mathbf{gamma} \end{bmatrix}$$

where $\mathbf{alpha} = \mathbf{x}' * \mathbf{w}$;

or of the system (for *claic1/zlaic*)

$$\text{diag}(\mathbf{sest} * \mathbf{sest}, 0) + [\mathbf{alpha} \ \mathbf{gamma}] * \begin{bmatrix} \text{conjg}(\mathbf{alpha}) \\ \text{conjg}(\mathbf{gamma}) \end{bmatrix}$$

where $\mathbf{alpha} = \text{conjg}(\mathbf{x})' * \mathbf{w}$.

Input Parameters

job

INTEGER.

If *job* =1, an estimate for the largest singular value is computed;

	If $job = 2$, an estimate for the smallest singular value is computed;
j	INTEGER. Length of x and w .
x, w	REAL for slaic1 DOUBLE PRECISION for dlaic1 COMPLEX for claic1 COMPLEX*16 for zlaic1. Arrays, dimension (j) each. Contain vectors x and w , respectively.
$sest$	REAL for slaic1/claic1; DOUBLE PRECISION for dlaic1/zlaic1. Estimated singular value of j -by- j matrix L .
$gamma$	REAL for slaic1 DOUBLE PRECISION for dlaic1 COMPLEX for claic1 COMPLEX*16 for zlaic1. The diagonal element $gamma$.

Output Parameters

$sestpr$	REAL for slaic1/claic1; DOUBLE PRECISION for dlaic1/zlaic1. Estimated singular value of $(j+1)$ -by- $(j+1)$ matrix $Lhat$.
s, c	REAL for slaic1 DOUBLE PRECISION for dlaic1 COMPLEX for claic1 COMPLEX*16 for zlaic1. Sine and cosine needed in forming $xhat$.

slaln2

Solves a 1-by-1 or 2-by-2 linear system of equations of the specified form.

Syntax

```
call slaln2( ltrans, na, nw, smin, ca, a, lda, d1, d2, b, ldb, wr, wi, x, ldx,
scale, xnorm, info )
```

```
call dlaln2( ltrans, na, nw, smin, ca, a, lda, d1, d2, b, ldb, wr, wi, x, ldx,
scale, xnorm, info )
```

Description

This routine is declared in `mk1_lapack.fi` for FORTRAN 77 interface and in `mk1_lapack.h` for C interface.

The routine solves a system of the form

$$(ca*A - w*D)*X = s*B, \text{ or } (ca*A' - w*D)*X = s*B$$

with possible scaling (s) and perturbation of A (A' means A -transpose.)

A is an na -by- na real matrix, ca is a real scalar, D is an na -by- na real diagonal matrix, w is a real or complex value, and X and B are na -by-1 matrices: real if w is real, complex if w is complex. The parameter na may be 1 or 2.

If w is complex, X and B are represented as na -by-2 matrices, the first column of each being the real part and the second being the imaginary part.

The routine computes the scaling factor s (≤ 1) so chosen that X can be computed without overflow. X is further scaled if necessary to assure that $\text{norm}(ca*A - w*D)*\text{norm}(X)$ is less than overflow.

If both singular values of $(ca*A - w*D)$ are less than $smin$, $smin*I$ (where I stands for identity) will be used instead of $(ca*A - w*D)$. If only one singular value is less than $smin$, one element of $(ca*A - w*D)$ will be perturbed enough to make the smallest singular value roughly $smin$.

If both singular values are at least $smin$, $(ca*A - w*D)$ will not be perturbed. In any case, the perturbation will be at most some small multiple of $\max(smin, \text{ulp}*\text{norm}(ca*A - w*D))$.

The singular values are computed by infinity-norm approximations, and thus will only be correct to a factor of 2 or so.



NOTE. All input quantities are assumed to be smaller than overflow by a reasonable factor (see *bignum*).

Input Parameters

trans

LOGICAL.

If *trans* = .TRUE., A -transpose will be used.

	If <i>trans</i> = <i>.FALSE.</i> , <i>A</i> will be used (not transposed.)
<i>na</i>	INTEGER. The size of the matrix <i>A</i> , possible values 1 or 2.
<i>nw</i>	INTEGER. This parameter must be 1 if <i>w</i> is real, and 2 if <i>w</i> is complex. Possible values 1 or 2.
<i>smin</i>	REAL for <i>slaln2</i> DOUBLE PRECISION for <i>dlaln2</i> . The desired lower bound on the singular values of <i>A</i> . This should be a safe distance away from underflow or overflow, for example, between (<i>underflow/machine_precision</i>) and (<i>machine_precision</i> * <i>overflow</i>). (See <i>bignum</i> and <i>ulp</i>).
<i>ca</i>	REAL for <i>slaln2</i> DOUBLE PRECISION for <i>dlaln2</i> . The coefficient by which <i>A</i> is multiplied.
<i>a</i>	REAL for <i>slaln2</i> DOUBLE PRECISION for <i>dlaln2</i> . Array, DIMENSION (<i>lda,na</i>). The <i>na</i> -by- <i>na</i> matrix <i>A</i> .
<i>lda</i>	INTEGER. The leading dimension of <i>a</i> . Must be at least <i>na</i> .
<i>d1, d2</i>	REAL for <i>slaln2</i> DOUBLE PRECISION for <i>dlaln2</i> . The (1,1) and (2,2) elements in the diagonal matrix <i>D</i> , respectively. <i>d2</i> is not used if <i>nw</i> = 1.
<i>b</i>	REAL for <i>slaln2</i> DOUBLE PRECISION for <i>dlaln2</i> . Array, DIMENSION (<i>ldb,nw</i>). The <i>na</i> -by- <i>nw</i> matrix <i>B</i> (right-hand side). If <i>nw</i> =2 (<i>w</i> is complex), column 1 contains the real part of <i>B</i> and column 2 contains the imaginary part.
<i>ldb</i>	INTEGER. The leading dimension of <i>b</i> . Must be at least <i>na</i> .
<i>wr, wi</i>	REAL for <i>slaln2</i> DOUBLE PRECISION for <i>dlaln2</i> . The real and imaginary part of the scalar <i>w</i> , respectively. <i>wi</i> is not used if <i>nw</i> = 1.
<i>ldx</i>	INTEGER. The leading dimension of the output array <i>x</i> . Must be at least <i>na</i> .

Output Parameters

<i>x</i>	<p>REAL for <code>slaln2</code> DOUBLE PRECISION for <code>dlaln2</code>. Array, DIMENSION (<i>ldx</i>,<i>nw</i>). The <i>na</i>-by-<i>nw</i> matrix <i>X</i> (unknowns), as computed by the routine. If <i>nw</i> = 2 (<i>w</i> is complex), on exit, column 1 will contain the real part of <i>x</i> and column 2 will contain the imaginary part.</p>
<i>scale</i>	<p>REAL for <code>slaln2</code> DOUBLE PRECISION for <code>dlaln2</code>. The scale factor that <i>B</i> must be multiplied by to insure that overflow does not occur when computing <i>x</i>. Thus $(ca*A - w*D) X$ will be <i>scale</i>*<i>B</i>, not <i>B</i> (ignoring perturbations of <i>A</i>.) It will be at most 1.</p>
<i>xnorm</i>	<p>REAL for <code>slaln2</code> DOUBLE PRECISION for <code>dlaln2</code>. The infinity-norm of <i>x</i>, when <i>x</i> is regarded as an <i>na</i>-by-<i>nw</i> real matrix.</p>
<i>info</i>	<p>INTEGER. An error flag. It will be zero if no error occurs, a negative number if an argument is in error, or a positive number if $(ca*A - w*D)$ had to be perturbed. The possible values are: If <i>info</i> = 0: no error occurred, and $(ca*A - w*D)$ did not have to be perturbed. If <i>info</i> = 1: $(ca*A - w*D)$ had to be perturbed to make its smallest (or only) singular value greater than <i>smin</i>.</p>



NOTE. For higher speed, this routine does not check the inputs for errors.

slals0

Applies back multiplying factors in solving the least squares problem using divide and conquer SVD approach. Used by ?gelsd.

Syntax

```
call slals0( icompg, nl, nr, sqre, nrhs, b, ldb, bx, ldbx, perm, givptr,
            givcol, ldgcol, givnum, ldgnum, poles, difl, difr, z, k, c, s, work, info )

call dlals0( icompg, nl, nr, sqre, nrhs, b, ldb, bx, ldbx, perm, givptr,
            givcol, ldgcol, givnum, ldgnum, poles, difl, difr, z, k, c, s, work, info )

call clals0( icompg, nl, nr, sqre, nrhs, b, ldb, bx, ldbx, perm, givptr,
            givcol, ldgcol, givnum, ldgnum, poles, difl, difr, z, k, c, s, rwork, info )

call zlals0( icompg, nl, nr, sqre, nrhs, b, ldb, bx, ldbx, perm, givptr,
            givcol, ldgcol, givnum, ldgnum, poles, difl, difr, z, k, c, s, rwork, info )
```

Description

This routine is declared in `mkl_lapack.fi` for FORTRAN 77 interface and in `mkl_lapack.h` for C interface.

The routine applies back the multiplying factors of either the left or right singular vector matrix of a diagonal matrix appended by a row to the right hand side matrix *B* in solving the least squares problem using the divide-and-conquer SVD approach.

For the left singular vector matrix, three types of orthogonal matrices are involved:

(1L) Givens rotations: the number of such rotations is *givptr*; the pairs of columns/rows they were applied to are stored in *givcol*; and the *c*- and *s*-values of these rotations are stored in *givnum*.

(2L) Permutation. The (*nl*+1)-st row of *B* is to be moved to the first row, and for *j*=2:*n*, *perm*(*j*)-th row of *B* is to be moved to the *j*-th row.

(3L) The left singular vector matrix of the remaining matrix.

For the right singular vector matrix, four types of orthogonal matrices are involved:

(1R) The right singular vector matrix of the remaining matrix.

(2R) If *sqre* = 1, one extra Givens rotation to generate the right null space.

(3R) The inverse transformation of (2L).

(4R) The inverse transformation of (1L).

Input Parameters

<i>icompq</i>	<p>INTEGER. Specifies whether singular vectors are to be computed in factored form: If <i>icompq</i> = 0: Left singular vector matrix. If <i>icompq</i> = 1: Right singular vector matrix.</p>
<i>nl</i>	<p>INTEGER. The row dimension of the upper block. $nl \geq 1$.</p>
<i>nr</i>	<p>INTEGER. The row dimension of the lower block. $nr \geq 1$.</p>
<i>sqre</i>	<p>INTEGER. If <i>sqre</i> = 0: the lower block is an <i>nr</i>-by-<i>nr</i> square matrix. If <i>sqre</i> = 1: the lower block is an <i>nr</i>-by-(<i>nr</i>+1) rectangular matrix. The bidiagonal matrix has row dimension $n = nl + nr + 1$, and column dimension $m = n + sqre$.</p>
<i>nrhs</i>	<p>INTEGER. The number of columns of <i>B</i> and <i>bx</i>. Must be at least 1.</p>
<i>b</i>	<p>REAL for slals0 DOUBLE PRECISION for dlals0 COMPLEX for clals0 COMPLEX*16 for zlals0. Array, DIMENSION (<i>ldb</i>, <i>nrhs</i>). Contains the right hand sides of the least squares problem in rows 1 through <i>m</i>.</p>
<i>ldb</i>	<p>INTEGER. The leading dimension of <i>b</i>. Must be at least $\max(1, \max(m, n))$.</p>
<i>bx</i>	<p>REAL for slals0 DOUBLE PRECISION for dlals0 COMPLEX for clals0 COMPLEX*16 for zlals0. Workspace array, DIMENSION (<i>ldb</i><i>x</i>, <i>nrhs</i>).</p>
<i>ldb</i> <i>x</i>	<p>INTEGER. The leading dimension of <i>bx</i>.</p>
<i>perm</i>	<p>INTEGER. Array, DIMENSION (<i>n</i>).</p>

	The permutations (from deflation and sorting) applied to the two blocks.
<i>givptr</i>	INTEGER. The number of Givens rotations which took place in this subproblem.
<i>givcol</i>	INTEGER. Array, DIMENSION (<i>ldgcol</i> , 2). Each pair of numbers indicates a pair of rows/columns involved in a Givens rotation.
<i>ldgcol</i>	INTEGER. The leading dimension of <i>givcol</i> , must be at least <i>n</i> .
<i>givnum</i>	REAL for slals0/clals0 DOUBLE PRECISION for dlals0/zlals0 Array, DIMENSION (<i>ldgnum</i> , 2). Each number indicates the <i>c</i> or <i>s</i> value used in the corresponding Givens rotation.
<i>ldgnum</i>	INTEGER. The leading dimension of arrays <i>difr</i> , <i>poles</i> and <i>givnum</i> , must be at least <i>k</i> .
<i>poles</i>	REAL for slals0/clals0 DOUBLE PRECISION for dlals0/zlals0 Array, DIMENSION (<i>ldgnum</i> , 2). On entry, <i>poles</i> (1: <i>k</i> , 1) contains the new singular values obtained from solving the secular equation, and <i>poles</i> (1: <i>k</i> , 2) is an array containing the poles in the secular equation.
<i>difl</i>	REAL for slals0/clals0 DOUBLE PRECISION for dlals0/zlals0 Array, DIMENSION (<i>k</i>). On entry, <i>difl</i> (<i>i</i>) is the distance between <i>i</i> -th updated (undeflated) singular value and the <i>i</i> -th (undeflated) old singular value.
<i>difr</i>	REAL for slals0/clals0 DOUBLE PRECISION for dlals0/zlals0 Array, DIMENSION (<i>ldgnum</i> , 2). On entry, <i>difr</i> (<i>i</i> , 1) contains the distances between <i>i</i> -th updated (undeflated) singular value and the <i>i+1</i> -th (undeflated) old singular value. And <i>difr</i> (<i>i</i> , 2) is the normalizing factor for the <i>i</i> -th right singular vector.
<i>z</i>	REAL for slals0/clals0 DOUBLE PRECISION for dlals0/zlals0

	Array, DIMENSION (k). Contains the components of the deflation-adjusted updating row vector.
K	INTEGER. Contains the dimension of the non-deflated matrix. This is the order of the related secular equation. $1 \leq k \leq n$.
c	REAL for slals0/clals0 DOUBLE PRECISION for dlals0/zlals0 Contains garbage if $s_{qre} = 0$ and the c value of a Givens rotation related to the right null space if $s_{qre} = 1$.
s	REAL for slals0/clals0 DOUBLE PRECISION for dlals0/zlals0 Contains garbage if $s_{qre} = 0$ and the s value of a Givens rotation related to the right null space if $s_{qre} = 1$.
$work$	REAL for slals0 DOUBLE PRECISION for dlals0 Workspace array, DIMENSION (k). Used with real flavors only.
$rwork$	REAL for clals0 DOUBLE PRECISION for zlals0 Workspace array, DIMENSION ($k*(1+nrhs) + 2*nrhs$). Used with complex flavors only.

Output Parameters

b	On exit, contains the solution x in rows 1 through n .
$info$	INTEGER. If $info = 0$: successful exit. If $info = -i < 0$, the i -th argument had an illegal value.

?lalsa

Computes the SVD of the coefficient matrix in compact form. Used by ?gelsd.

Syntax

```
call slalsa( icalmpq, smlsiz, n, nrhs, b, ldb, bx, ldbx, u, ldu, vt, k, difl,
difl, z, poles, givptr, givcol, ldgcol, perm, givnum, c, s, work, iwork, info
)

call dlalsa( icalmpq, smlsiz, n, nrhs, b, ldb, bx, ldbx, u, ldu, vt, k, difl,
difl, z, poles, givptr, givcol, ldgcol, perm, givnum, c, s, work, iwork, info
)

call clalsa( icalmpq, smlsiz, n, nrhs, b, ldb, bx, ldbx, u, ldu, vt, k, difl,
difl, z, poles, givptr, givcol, ldgcol, perm, givnum, c, s, rwork, iwork,
info )

call zlalsa( icalmpq, smlsiz, n, nrhs, b, ldb, bx, ldbx, u, ldu, vt, k, difl,
difl, z, poles, givptr, givcol, ldgcol, perm, givnum, c, s, rwork, iwork,
info )
```

Description

This routine is declared in `mkl_lapack.fi` for FORTRAN 77 interface and in `mkl_lapack.h` for C interface.

The routine is an intermediate step in solving the least squares problem by computing the SVD of the coefficient matrix in compact form. The singular vectors are computed as products of simple orthogonal matrices.

If `icalmpq = 0`, ?lalsa applies the inverse of the left singular vector matrix of an upper bidiagonal matrix to the right hand side; and if `icalmpq = 1`, the routine applies the right singular vector matrix to the right hand side. The singular vector matrices were generated in the compact form by ?lalsa.

Input Parameters

<code>icalmpq</code>	INTEGER. Specifies whether the left or the right singular vector matrix is involved. If <code>icalmpq = 0</code> : left singular vector matrix is used If <code>icalmpq = 1</code> : right singular vector matrix is used.
----------------------	---

<i>smlsiz</i>	INTEGER. The maximum size of the subproblems at the bottom of the computation tree.
<i>n</i>	INTEGER. The row and column dimensions of the upper bidiagonal matrix.
<i>nrhs</i>	INTEGER. The number of columns of <i>b</i> and <i>bx</i> . Must be at least 1.
<i>b</i>	REAL for slalsa DOUBLE PRECISION for dlalsa COMPLEX for clalsa COMPLEX*16 for zlalsa Array, DIMENSION (<i>ldb</i> , <i>nrhs</i>). Contains the right hand sides of the least squares problem in rows 1 through <i>m</i> .
<i>ldb</i>	INTEGER. The leading dimension of <i>b</i> in the calling subprogram. Must be at least $\max(1, \max(m, n))$.
<i>ldbxx</i>	INTEGER. The leading dimension of the output array <i>bx</i> .
<i>u</i>	REAL for slalsa/clalsa DOUBLE PRECISION for dlalsa/zlalsa Array, DIMENSION (<i>ldu</i> , <i>smlsiz</i>). On entry, <i>u</i> contains the left singular vector matrices of all subproblems at the bottom level.
<i>ldu</i>	INTEGER, $ldu \geq n$. The leading dimension of arrays <i>u</i> , <i>vt</i> , <i>difl</i> , <i>difr</i> , <i>poles</i> , <i>givnum</i> , and <i>z</i> .
<i>vt</i>	REAL for slalsa/clalsa DOUBLE PRECISION for dlalsa/zlalsa Array, DIMENSION (<i>ldu</i> , <i>smlsiz</i> + 1). On entry, contains the right singular vector matrices of all subproblems at the bottom level.
<i>k</i>	INTEGER array, DIMENSION (<i>n</i>).
<i>difl</i>	REAL for slalsa/clalsa DOUBLE PRECISION for dlalsa/zlalsa Array, DIMENSION (<i>ldu</i> , <i>nlvl</i>), where $nlvl = \text{int}(\log_2(n / (smlsiz+1))) + 1$.
<i>difr</i>	REAL for slalsa/clalsa DOUBLE PRECISION for dlalsa/zlalsa

	<p>Array, DIMENSION (<i>ldu</i>, 2*<i>nlvl</i>). On entry, <i>difl</i>(*, <i>i</i>) and <i>difr</i>(*, 2<i>i</i> -1) record distances between singular values on the <i>i</i>-th level and singular values on the (<i>i</i> -1)-th level, and <i>difr</i>(*, 2<i>i</i>) record the normalizing factors of the right singular vectors matrices of subproblems on <i>i</i>-th level.</p>
<i>z</i>	<p>REAL for slalsa/clalsa DOUBLE PRECISION for dlalsa/zlalsa Array, DIMENSION (<i>ldu</i>, <i>nlvl</i>). On entry, <i>z</i>(1, <i>i</i>) contains the components of the deflation- adjusted updating the row vector for subproblems on the <i>i</i>-th level.</p>
<i>poles</i>	<p>REAL for slalsa/clalsa DOUBLE PRECISION for dlalsa/zlalsa Array, DIMENSION (<i>ldu</i>, 2*<i>nlvl</i>). On entry, <i>poles</i>(*, 2<i>i</i>-1: 2<i>i</i>) contains the new and old singular values involved in the secular equations on the <i>i</i>-th level.</p>
<i>givptr</i>	<p>INTEGER. Array, DIMENSION (<i>n</i>). On entry, <i>givptr</i>(<i>i</i>) records the number of Givens rotations performed on the <i>i</i>-th problem on the computation tree.</p>
<i>givcol</i>	<p>INTEGER. Array, DIMENSION (<i>ldgcol</i>, 2*<i>nlvl</i>). On entry, for each <i>i</i>, <i>givcol</i>(*, 2<i>i</i>-1: 2<i>i</i>) records the locations of Givens rotations performed on the <i>i</i>-th level on the computation tree.</p>
<i>ldgcol</i>	<p>INTEGER, <i>ldgcol</i> ≥ <i>n</i>. The leading dimension of arrays <i>givcol</i> and <i>perm</i>.</p>
<i>perm</i>	<p>INTEGER. Array, DIMENSION (<i>ldgcol</i>, <i>nlvl</i>). On entry, <i>perm</i>(*, <i>i</i>) records permutations done on the <i>i</i>-th level of the computation tree.</p>
<i>givnum</i>	<p>REAL for slalsa/clalsa DOUBLE PRECISION for dlalsa/zlalsa Array, DIMENSION (<i>ldu</i>, 2*<i>nlvl</i>). On entry, <i>givnum</i>(*, 2<i>i</i>-1 : 2<i>i</i>) records the <i>c</i> and <i>s</i> values of Givens rotations performed on the <i>i</i>-th level on the computation tree.</p>
<i>c</i>	<p>REAL for slalsa/clalsa DOUBLE PRECISION for dlalsa/zlalsa</p>

	Array, DIMENSION (n). On entry, if the i -th subproblem is not square, $c(i)$ contains the c value of a Givens rotation related to the right null space of the i -th subproblem.
s	REAL for slalsa/clalsa DOUBLE PRECISION for dlalsa/zlalsa Array, DIMENSION (n). On entry, if the i -th subproblem is not square, $s(i)$ contains the s -value of a Givens rotation related to the right null space of the i -th subproblem.
$work$	REAL for slalsa DOUBLE PRECISION for dlalsa Workspace array, DIMENSION at least (n). Used with real flavors only.
$rwork$	REAL for clalsa DOUBLE PRECISION for zlalsa Workspace array, DIMENSION at least $\max(n, (smlsz+1)*nrhs*3)$. Used with complex flavors only.
$iwork$	INTEGER. Workspace array, DIMENSION at least ($3n$).

Output Parameters

b	On exit, contains the solution x in rows 1 through n .
bx	REAL for slalsa DOUBLE PRECISION for dlalsa COMPLEX for clalsa COMPLEX*16 for zlalsa Array, DIMENSION ($ldbx, nrhs$). On exit, the result of applying the left or right singular vector matrix to b .
$info$	INTEGER. If $info = 0$: successful exit If $info = -i < 0$, the i -th argument had an illegal value.

?lalsd

Uses the singular value decomposition of A to solve the least squares problem.

Syntax

```
call slalsd( uplo, smlsiz, n, nrhs, d, e, b, ldb, rcond, rank, work, iwork,
info )

call dlalsd( uplo, smlsiz, n, nrhs, d, e, b, ldb, rcond, rank, work, iwork,
info )

call clalsd( uplo, smlsiz, n, nrhs, d, e, b, ldb, rcond, rank, work, rwork,
iwork, info )

call zlalsd( uplo, smlsiz, n, nrhs, d, e, b, ldb, rcond, rank, work, rwork,
iwork, info )
```

Description

This routine is declared in `mkl_lapack.fi` for FORTRAN 77 interface and in `mkl_lapack.h` for C interface.

The routine uses the singular value decomposition of A to solve the least squares problem of finding x to minimize the Euclidean norm of each column of A^*X-B , where A is n -by- n upper bidiagonal, and x and B are n -by- $nrhs$. The solution x overwrites B .

The singular values of A smaller than $rcond$ times the largest singular value are treated as zero in solving the least squares problem; in this case a minimum norm solution is returned. The actual singular values are returned in d in ascending order.

This code makes very mild assumptions about floating point arithmetic. It will work on machines with a guard digit in add/subtract, or on those binary machines without guard digits which subtract like the Cray XMP, Cray YMP, Cray C 90, or Cray 2.

It could conceivably fail on hexadecimal or decimal machines without guard digits, but we know of none.

Input Parameters

<code>uplo</code>	CHARACTER*1. If <code>uplo = 'U'</code> , d and e define an upper bidiagonal matrix. If <code>uplo = 'L'</code> , d and e define a lower bidiagonal matrix.
-------------------	---

<i>smlsiz</i>	INTEGER. The maximum size of the subproblems at the bottom of the computation tree.
<i>n</i>	INTEGER. The dimension of the bidiagonal matrix. $n \geq 0$.
<i>nrhs</i>	INTEGER. The number of columns of <i>B</i> . Must be at least 1.
<i>d</i>	REAL for slalsd/clalsd DOUBLE PRECISION for dlalsd/zlalsd Array, DIMENSION (<i>n</i>). On entry, <i>d</i> contains the main diagonal of the bidiagonal matrix.
<i>e</i>	REAL for slalsd/clalsd DOUBLE PRECISION for dlalsd/zlalsd Array, DIMENSION (<i>n</i> -1). Contains the super-diagonal entries of the bidiagonal matrix. On exit, <i>e</i> is destroyed.
<i>b</i>	REAL for slalsd DOUBLE PRECISION for dlalsd COMPLEX for clalsd COMPLEX*16 for zlalsd Array, DIMENSION (<i>ldb</i> , <i>nrhs</i>). On input, <i>b</i> contains the right hand sides of the least squares problem. On output, <i>b</i> contains the solution <i>X</i> .
<i>ldb</i>	INTEGER. The leading dimension of <i>b</i> in the calling subprogram. Must be at least $\max(1, n)$.
<i>rcond</i>	REAL for slalsd/clalsd DOUBLE PRECISION for dlalsd/zlalsd The singular values of <i>A</i> less than or equal to <i>rcond</i> times the largest singular value are treated as zero in solving the least squares problem. If <i>rcond</i> is negative, machine precision is used instead. For example, for the least squares problem $\text{diag}(S) * X = B$, where $\text{diag}(S)$ is a diagonal matrix of singular values, the solution is $X(i) = B(i) / S(i)$ if $S(i)$ is greater than $rcond * \max(S)$, and $X(i) = 0$ if $S(i)$ is less than or equal to $rcond * \max(S)$.
<i>rank</i>	INTEGER. The number of singular values of <i>A</i> greater than <i>rcond</i> times the largest singular value.
<i>work</i>	REAL for slalsd DOUBLE PRECISION for dlalsd

	COMPLEX for clalsd COMPLEX*16 for zlalsd Workspace array. DIMENSION for real flavors at least $(9n+2n*smlsiz+8n*nlvl+n*nrhs+(smlsiz+1)^2)$, where $nlvl = \max(0, \text{int}(\log_2(n/(smlsiz+1))) + 1)$. DIMENSION for complex flavors is $(n*nrhs)$.
<i>rwork</i>	REAL for clalsd DOUBLE PRECISION for zlalsd Workspace array, used with complex flavors only. DIMENSION at least $(9n + 2n*smlsiz + 8n*nlvl + 3*smlsiz*nrhs + (smlsiz+1)^2)$, where $nlvl = \max(0, \text{int}(\log_2(\min(m,n)/(smlsiz+1))) + 1)$.
<i>iwork</i>	INTEGER. Workspace array of DIMENSION $(3n*nlvl + 11n)$.

Output Parameters

<i>d</i>	On exit, if <i>info</i> = 0, <i>d</i> contains singular values of the bidiagonal matrix.
<i>e</i>	On exit, destroyed.
<i>b</i>	On exit, <i>b</i> contains the solution <i>x</i> .
<i>info</i>	INTEGER. If <i>info</i> = 0: successful exit. If <i>info</i> = - <i>i</i> < 0, the <i>i</i> -th argument had an illegal value. If <i>info</i> > 0: The algorithm failed to compute a singular value while working on the submatrix lying in rows and columns <i>info</i> /(<i>n</i> +1) through mod(<i>info</i> , <i>n</i> +1).

slamrg

Creates a permutation list to merge the entries of two independently sorted sets into a single set sorted in ascending order.

Syntax

```
call slamrg( n1, n2, a, strd1, strd2, index )
call dlamrg( n1, n2, a, strd1, strd2, index )
```

Description

This routine is declared in `mk1_lapack.fi` for FORTRAN 77 interface and in `mk1_lapack.h` for C interface.

The routine creates a permutation list which will merge the elements of *a* (which is composed of two independently sorted sets) into a single set which is sorted in ascending order.

Input Parameters

<i>n1, n2</i>	INTEGER. These arguments contain the respective lengths of the two sorted lists to be merged.
<i>a</i>	REAL for <code>slamrg</code> DOUBLE PRECISION for <code>dlamrg</code> . Array, DIMENSION (<i>n1+n2</i>). The first <i>n1</i> elements of <i>a</i> contain a list of numbers which are sorted in either ascending or descending order. Likewise for the final <i>n2</i> elements.
<i>strd1, strd2</i>	INTEGER. These are the strides to be taken through the array <i>a</i> . Allowable strides are 1 and -1. They indicate whether a subset of <i>a</i> is sorted in ascending (<i>strdx</i> = 1) or descending (<i>strdx</i> = -1) order.

Output Parameters

<i>index</i>	INTEGER. Array, DIMENSION (<i>n1+n2</i>). On exit, this array will contain a permutation such that if $b(i) = a(index(i))$ for $i=1, n1+n2$, then <i>b</i> will be sorted in ascending order.
--------------	---

?laneg

Computes the Sturm count, the number of negative pivots encountered while factoring tridiagonal

$$T\text{-}\sigma * I = L * D * L^T.$$

Syntax

```
value = slaneg( n, d, lld, sigma, pivmin, r )
```

```
value = dlaneg( n, d, lld, sigma, pivmin, r )
```

Description

This routine is declared in `mkl_lapack.fi` for FORTRAN 77 interface and in `mkl_lapack.h` for C interface.

The routine computes the Sturm count, the number of negative pivots encountered while factoring tridiagonal $T\text{-}\sigma * I = L * D * L^T$. This implementation works directly on the factors without forming the tridiagonal matrix T . The Sturm count is also the number of eigenvalues of T less than σ . This routine is called from `?larb`. The current routine does not use the `pivmin` parameter but rather requires IEEE-754 propagation of infinities and NaNs (NaN stands for 'Not A Number'). This routine also has no input range restrictions but does require default exception handling such that $x/0$ produces `Inf` when x is non-zero, and `Inf/Inf` produces NaN. (For more information see [Marques06]).

Input Parameters

<i>n</i>	INTEGER. The order of the matrix.
<i>d</i>	REAL for <code>slaneg</code> DOUBLE PRECISION for <code>dlaneg</code> Array, DIMENSION (<i>n</i>). Contains <i>n</i> diagonal elements of the matrix D .
<i>lld</i>	REAL for <code>slaneg</code> DOUBLE PRECISION for <code>dlaneg</code> Array, DIMENSION (<i>n</i> -1). Contains (<i>n</i> -1) elements $L(i) * L(i) * D(i)$.
<i>sigma</i>	REAL for <code>slaneg</code> DOUBLE PRECISION for <code>dlaneg</code> Shift amount in $T\text{-}\sigma * I = L * D * L^T$.
<i>pivmin</i>	REAL for <code>slaneg</code>

`DOUBLE PRECISION` for `dlaneg`
 The minimum pivot in the Sturm sequence. May be used when zero pivots are encountered on non-IEEE-754 architectures.

`r` `INTEGER`.
 The twist index for the twisted factorization that is used for the negcount.

Output Parameters

`value` `INTEGER`. The number of negative pivots encountered while factoring.

?langb

Returns the value of the 1-norm, Frobenius norm, infinity-norm, or the largest absolute value of any element of general band matrix.

Syntax

```
val = slangb( norm, n, kl, ku, ab, ldab, work )
val = dlangb( norm, n, kl, ku, ab, ldab, work )
val = clangb( norm, n, kl, ku, ab, ldab, work )
val = zlangb( norm, n, kl, ku, ab, ldab, work )
```

Description

This function is declared in `mk1_lapack.fi` for FORTRAN 77 interface and in `mk1_lapack.h` for C interface.

The function returns the value of the 1-norm, or the Frobenius norm, or the infinity norm, or the element of largest absolute value of an n -by- n band matrix A , with kl sub-diagonals and ku super-diagonals.

Input Parameters

`norm` `CHARACTER*1`. Specifies the value to be returned by the routine:

= 'M' or 'm': $val = \max(\text{abs}(A_{ij}))$, largest absolute value of the matrix A .
 = '1' or 'O' or 'o': $val = \text{norm1}(A)$, 1-norm of the matrix A (maximum column sum),
 = 'I' or 'i': $val = \text{normI}(A)$, infinity norm of the matrix A (maximum row sum),
 = 'F', 'f', 'E' or 'e': $val = \text{normF}(A)$, Frobenius norm of the matrix A (square root of sum of squares).

n INTEGER. The order of the matrix A . $n \geq 0$. When $n = 0$, *?langb* is set to zero.

kl INTEGER. The number of sub-diagonals of the matrix A . $kl \geq 0$.

ku INTEGER. The number of super-diagonals of the matrix A . $ku \geq 0$.

ab REAL for *slangb*
 DOUBLE PRECISION for *dlangb*
 COMPLEX for *clangb*
 COMPLEX*16 for *zlangb*
 Array, DIMENSION (*ldab*,*n*).
 The band matrix A , stored in rows 1 to $kl+ku+1$. The j -th column of A is stored in the j -th column of the array *ab* as follows:
 $ab(ku+1+i-j, j) = a(i, j)$
 for $\max(1, j-ku) \leq i \leq \min(n, j+kl)$.

ldab INTEGER. The leading dimension of the array *ab*.
 $ldab \geq kl+ku+1$.

work REAL for *slangb/clangb*
 DOUBLE PRECISION for *dlangb/zlangb*
 Workspace array, DIMENSION ($\max(1, lwork)$), where $lwork \geq n$ when $norm = 'I'$; otherwise, *work* is not referenced.

Output Parameters

val REAL for *slangb/clangb*

DOUBLE PRECISION for dlangb/zlangb
Value returned by the function.

?lange

Returns the value of the 1-norm, Frobenius norm, infinity-norm, or the largest absolute value of any element of a general rectangular matrix.

Syntax

```
val = slange( norm, m, n, a, lda, work )
val = dlange( norm, m, n, a, lda, work )
val = clange( norm, m, n, a, lda, work )
val = zlange( norm, m, n, a, lda, work )
```

Description

This function is declared in `mkl_lapack.fi` for FORTRAN 77 interface and in `mkl_lapack.h` for C interface.

The function `?lange` returns the value of the 1-norm, or the Frobenius norm, or the infinity norm, or the element of largest absolute value of a real/complex matrix *A*.

Input Parameters

<i>norm</i>	CHARACTER*1. Specifies the value to be returned by the routine: = 'M' or 'm': $val = \max(\text{abs}(A_{ij}))$, largest absolute value of the matrix <i>A</i> . = '1' or 'O' or 'o': $val = \text{norml}(A)$, 1-norm of the matrix <i>A</i> (maximum column sum), = 'I' or 'i': $val = \text{normI}(A)$, infinity norm of the matrix <i>A</i> (maximum row sum), = 'F', 'f', 'E' or 'e': $val = \text{normF}(A)$, Frobenius norm of the matrix <i>A</i> (square root of sum of squares).
<i>m</i>	INTEGER. The number of rows of the matrix <i>A</i> . $m \geq 0$. When $m = 0$, <code>?lange</code> is set to zero.
<i>n</i>	INTEGER. The number of columns of the matrix <i>A</i> .

$n \geq 0$. When $n = 0$, `?lange` is set to zero.

a REAL for `slange`
DOUBLE PRECISION for `dlange`
COMPLEX for `clange`
COMPLEX*16 for `zlange`
Array, DIMENSION (*lda*,*n*).
The *m*-by-*n* matrix *A*.

lda INTEGER. The leading dimension of the array *a*.
 $lda \geq \max(m, 1)$.

work REAL for `slange` and `clange`.
DOUBLE PRECISION for `dlange` and `zlange`.
Workspace array, DIMENSION $\max(1, lwork)$, where *lwork*
 $\geq m$ when *norm* = 'I'; otherwise, *work* is not referenced.

Output Parameters

val REAL for `slange/clange`
DOUBLE PRECISION for `dlange/zlange`
Value returned by the function.

?langt

Returns the value of the 1-norm, Frobenius norm, infinity-norm, or the largest absolute value of any element of a general tridiagonal matrix.

Syntax

```
val = slangt( norm, n, dl, d, du )
val = dlangt( norm, n, dl, d, du )
val = clangt( norm, n, dl, d, du )
val = zlangt( norm, n, dl, d, du )
```

Description

This routine is declared in `mkl_lapack.fi` for FORTRAN 77 interface and in `mkl_lapack.h` for C interface.

The routine returns the value of the 1-norm, or the Frobenius norm, or the infinity norm, or the element of largest absolute value of a real/complex tridiagonal matrix A .

Input Parameters

norm CHARACTER*1. Specifies the value to be returned by the routine:
 = 'M' or 'm': $val = \max(\text{abs}(A_{ij}))$, largest absolute value of the matrix A .
 = '1' or 'O' or 'o': $val = \text{norm1}(A)$, 1-norm of the matrix A (maximum column sum),
 = 'I' or 'i': $val = \text{normI}(A)$, infinity norm of the matrix A (maximum row sum),
 = 'F', 'f', 'E' or 'e': $val = \text{normF}(A)$, Frobenius norm of the matrix A (square root of sum of squares).

n INTEGER. The order of the matrix A . $n \geq 0$. When $n = 0$, *?langt* is set to zero.

dl, d, du REAL for *slangt*
 DOUBLE PRECISION for *dlangt*
 COMPLEX for *clangt*
 COMPLEX*16 for *zlangt*
 Arrays: *dl* ($n-1$), *d* (n), *du* ($n-1$).
 The array *dl* contains the ($n-1$) sub-diagonal elements of A .
 The array *d* contains the diagonal elements of A .
 The array *du* contains the ($n-1$) super-diagonal elements of A .

Output Parameters

val REAL for *slangt/clangt*
 DOUBLE PRECISION for *dlangt/zlangt*
 Value returned by the function.

?lanhs

Returns the value of the 1-norm, Frobenius norm, infinity-norm, or the largest absolute value of any element of an upper Hessenberg matrix.

Syntax

```
val = slanhs( norm, n, a, lda, work )
val = dlanhs( norm, n, a, lda, work )
val = clanhs( norm, n, a, lda, work )
val = zlanhs( norm, n, a, lda, work )
```

Description

This function is declared in `mk1_lapack.fi` for FORTRAN 77 interface and in `mk1_lapack.h` for C interface.

The function `?lanhs` returns the value of the 1-norm, or the Frobenius norm, or the infinity norm, or the element of largest absolute value of a Hessenberg matrix A .

The value `val` returned by the function is:

```
val = max(abs(Aij)), if norm = 'M' or 'm'
= norm1(A), if norm = '1' or 'O' or 'o'
= normI(A), if norm = 'I' or 'i'
= normF(A), if norm = 'F', 'f', 'E' or 'e'
```

where `norm1` denotes the 1-norm of a matrix (maximum column sum), `normI` denotes the infinity norm of a matrix (maximum row sum) and `normF` denotes the Frobenius norm of a matrix (square root of sum of squares). Note that `max(abs(Aij))` is not a consistent matrix norm.

Input Parameters

<code>norm</code>	CHARACTER*1. Specifies the value to be returned by the routine as described above.
<code>n</code>	INTEGER. The order of the matrix A . $n \geq 0$. When $n = 0$, <code>?lanhs</code> is set to zero.

a REAL for slanhb
 DOUBLE PRECISION for dlanhb
 COMPLEX for clanhb
 COMPLEX*16 for zlanhs
 Array, DIMENSION (*lda*,*n*). The *n*-by-*n* upper Hessenberg matrix *A*; the part of *A* below the first sub-diagonal is not referenced.

lda INTEGER. The leading dimension of the array *a*.
 $lda \geq \max(n, 1)$.

work REAL for slanhb and clanhb.
 DOUBLE PRECISION for dlange and zlange.
 Workspace array, DIMENSION ($\max(1, lwork)$), where $lwork \geq n$ when *norm* = 'I'; otherwise, *work* is not referenced.

Output Parameters

val REAL for slanhb/clanhb
 DOUBLE PRECISION for dlanhb/zlanhs
 Value returned by the function.

?lansb

Returns the value of the 1-norm, or the Frobenius norm, or the infinity norm, or the element of largest absolute value of a symmetric band matrix.

Syntax

```
val = slansb( norm, uplo, n, k, ab, ldab, work )
val = dlansb( norm, uplo, n, k, ab, ldab, work )
val = clansb( norm, uplo, n, k, ab, ldab, work )
val = zlanhs( norm, uplo, n, k, ab, ldab, work )
```

Description

This function is declared in `mk1_lapack.fi` for FORTRAN 77 interface and in `mk1_lapack.h` for C interface.

The function `?lansb` returns the value of the 1-norm, or the Frobenius norm, or the infinity norm, or the element of largest absolute value of an n -by- n real/complex symmetric band matrix A , with k super-diagonals.

Input Parameters

<i>norm</i>	<p>CHARACTER*1. Specifies the value to be returned by the routine:</p> <ul style="list-style-type: none"> = 'M' or 'm': $val = \max(\text{abs}(A_{ij}))$, largest absolute value of the matrix A. = '1' or 'O' or 'o': $val = \text{norm1}(A)$, 1-norm of the matrix A (maximum column sum), = 'I' or 'i': $val = \text{normI}(A)$, infinity norm of the matrix A (maximum row sum), = 'F', 'f', 'E' or 'e': $val = \text{normF}(A)$, Frobenius norm of the matrix A (square root of sum of squares).
<i>uplo</i>	<p>CHARACTER*1.</p> <p>Specifies whether the upper or lower triangular part of the band matrix A is supplied. If <i>uplo</i> = 'U': upper triangular part is supplied; If <i>uplo</i> = 'L': lower triangular part is supplied.</p>
<i>n</i>	<p>INTEGER. The order of the matrix A. $n \geq 0$.</p> <p>When $n = 0$, <code>?lansb</code> is set to zero.</p>
<i>k</i>	<p>INTEGER. The number of super-diagonals or sub-diagonals of the band matrix A. $k \geq 0$.</p>
<i>ab</i>	<p>REAL for <code>slansb</code> DOUBLE PRECISION for <code>dlansb</code> COMPLEX for <code>clansb</code> COMPLEX*16 for <code>zlansb</code></p> <p>Array, DIMENSION (<i>ldab</i>,<i>n</i>).</p> <p>The upper or lower triangle of the symmetric band matrix A, stored in the first $k+1$ rows of <i>ab</i>. The j-th column of A is stored in the j-th column of the array <i>ab</i> as follows:</p> <p>if <i>uplo</i> = 'U', $ab(k+1+i-j, j) = a(i, j)$</p> <p>for $\max(1, j-k) \leq i \leq j$;</p> <p>if <i>uplo</i> = 'L', $ab(1+i-j, j) = a(i, j)$ for $j \leq i \leq \min(n, j+k)$.</p>

ldab INTEGER. The leading dimension of the array *ab*.
 $ldab \geq k+1$.

work REAL for slansb and clansb.
 DOUBLE PRECISION for dlansb and zlansb.
 Workspace array, DIMENSION (max(1, *lwork*)), where
 $lwork \geq n$ when *norm* = 'I' or '1' or 'O'; otherwise,
work is not referenced.

Output Parameters

val REAL for slansb/clansb
 DOUBLE PRECISION for dlansb/zlansb
 Value returned by the function.

?lanhb

Returns the value of the 1-norm, or the Frobenius norm, or the infinity norm, or the element of largest absolute value of a Hermitian band matrix.

Syntax

```
val = clanhb( norm, uplo, n, k, ab, ldab, work )
```

```
val = zlanhb( norm, uplo, n, k, ab, ldab, work )
```

Description

This routine is declared in `mk1_lapack.fi` for FORTRAN 77 interface and in `mk1_lapack.h` for C interface.

The routine returns the value of the 1-norm, or the Frobenius norm, or the infinity norm, or the element of largest absolute value of an n -by- n Hermitian band matrix A , with k super-diagonals.

Input Parameters

norm CHARACTER*1. Specifies the value to be returned by the routine:
 = 'M' or 'm': $val = \max(\text{abs}(A_{ij}))$, largest absolute value of the matrix A .

	<p>= '1' or 'O' or 'o': $val = \text{norm1}(A)$, 1-norm of the matrix A (maximum column sum),</p> <p>= 'I' or 'i': $val = \text{normI}(A)$, infinity norm of the matrix A (maximum row sum),</p> <p>= 'F', 'f', 'E' or 'e': $val = \text{normF}(A)$, Frobenius norm of the matrix A (square root of sum of squares).</p>
<i>uplo</i>	<p>CHARACTER*1.</p> <p>Specifies whether the upper or lower triangular part of the band matrix A is supplied.</p> <p>If <i>uplo</i> = 'U': upper triangular part is supplied;</p> <p>If <i>uplo</i> = 'L': lower triangular part is supplied.</p>
<i>n</i>	<p>INTEGER. The order of the matrix A. $n \geq 0$. When $n = 0$, <i>?lanhb</i> is set to zero.</p>
<i>k</i>	<p>INTEGER. The number of super-diagonals or sub-diagonals of the band matrix A.</p> <p>$k \geq 0$.</p>
<i>ab</i>	<p>COMPLEX for <i>clanhb</i>.</p> <p>COMPLEX*16 for <i>zlanhb</i>.</p> <p>Array, DIMENSION (<i>ldaB</i>,<i>n</i>). The upper or lower triangle of the Hermitian band matrix A, stored in the first $k+1$ rows of <i>ab</i>. The j-th column of A is stored in the j-th column of the array <i>ab</i> as follows:</p> <p>if <i>uplo</i> = 'U', $ab(k+1+i-j, j) = a(i, j)$</p> <p>for $\max(1, j-k) \leq i \leq j$;</p> <p>if <i>uplo</i> = 'L', $ab(1+i-j, j) = a(i, j)$ for $j \leq i \leq \min(n, j+k)$.</p> <p>Note that the imaginary parts of the diagonal elements need not be set and are assumed to be zero.</p>
<i>ldab</i>	<p>INTEGER. The leading dimension of the array <i>ab</i>. $ldab \geq k+1$.</p>
<i>work</i>	<p>REAL for <i>clanhb</i>.</p> <p>DOUBLE PRECISION for <i>zlanhb</i>.</p> <p>Workspace array, DIMENSION $\max(1, lwork)$, where $lwork \geq n$ when <i>norm</i> = 'I' or '1' or 'O'; otherwise, <i>work</i> is not referenced.</p>

Output Parameters

`val` REAL for slanhb/clanhb
 DOUBLE PRECISION for dlanhb/zlanhb
 Value returned by the function.

?lansp

Returns the value of the 1-norm, or the Frobenius norm, or the infinity norm, or the element of largest absolute value of a symmetric matrix supplied in packed form.

Syntax

```
val = slansp( norm, uplo, n, ap, work )
val = dlansp( norm, uplo, n, ap, work )
val = clansp( norm, uplo, n, ap, work )
val = zlansp( norm, uplo, n, ap, work )
```

Description

This function is declared in `mkl_lapack.fi` for FORTRAN 77 interface and in `mkl_lapack.h` for C interface.

The function `?lansp` returns the value of the 1-norm, or the Frobenius norm, or the infinity norm, or the element of largest absolute value of a real/complex symmetric matrix A , supplied in packed form.

Input Parameters

`norm` CHARACTER*1. Specifies the value to be returned by the routine:
 = 'M' or 'm': $val = \max(\text{abs}(A_{ij}))$, largest absolute value of the matrix A .
 = '1' or 'O' or 'o': $val = \text{norm1}(A)$, 1-norm of the matrix A (maximum column sum),
 = 'I' or 'i': $val = \text{normI}(A)$, infinity norm of the matrix A (maximum row sum),

`= 'F', 'f', 'E' or 'e':` `val = normF(A)`, Frobenius norm of the matrix `A` (square root of sum of squares).

`uplo` CHARACTER*1.
Specifies whether the upper or lower triangular part of the symmetric matrix `A` is supplied.
If `uplo = 'U'`: Upper triangular part of `A` is supplied
If `uplo = 'L'`: Lower triangular part of `A` is supplied.

`n` INTEGER. The order of the matrix `A`. $n \geq 0$. When $n = 0$, `?lansp` is set to zero.

`ap` REAL for `slansp`
DOUBLE PRECISION for `dlansp`
COMPLEX for `clansp`
COMPLEX*16 for `zlansp`
Array, DIMENSION $(n(n+1)/2)$.
The upper or lower triangle of the symmetric matrix `A`, packed columnwise in a linear array. The j -th column of `A` is stored in the array `ap` as follows:
if `uplo = 'U'`, $ap(i + (j-1)j/2) = A(i, j)$ for $1 \leq i \leq j$;
if `uplo = 'L'`, $ap(i + (j-1)(2n-j)/2) = A(i, j)$ for $j \leq i \leq n$.

`work` REAL for `slansp` and `clansp`.
DOUBLE PRECISION for `dlansp` and `zlansp`.
Workspace array, DIMENSION $(\max(1, lwork))$, where $lwork \geq n$ when `norm = 'I' or '1' or 'O'`; otherwise, `work` is not referenced.

Output Parameters

`val` REAL for `slansp/clansp`
DOUBLE PRECISION for `dlansp/zlansp`
Value returned by the function.

?lanhp

Returns the value of the 1-norm, or the Frobenius norm, or the infinity norm, or the element of largest absolute value of a complex Hermitian matrix supplied in packed form.

Syntax

```
val = clanhp( norm, uplo, n, ap, work )
val = zlanhp( norm, uplo, n, ap, work )
```

Description

This function is declared in `mkl_lapack.fi` for FORTRAN 77 interface and in `mkl_lapack.h` for C interface.

The function `?lanhp` returns the value of the 1-norm, or the Frobenius norm, or the infinity norm, or the element of largest absolute value of a complex Hermitian matrix *A*, supplied in packed form.

Input Parameters

<i>norm</i>	<p>CHARACTER*1. Specifies the value to be returned by the routine:</p> <ul style="list-style-type: none"> = 'M' or 'm': $val = \max(\text{abs}(A_{ij}))$, largest absolute value of the matrix <i>A</i>. = '1' or 'O' or 'o': $val = \text{norm1}(A)$, 1-norm of the matrix <i>A</i> (maximum column sum), = 'I' or 'i': $val = \text{normI}(A)$, infinity norm of the matrix <i>A</i> (maximum row sum), = 'F', 'f', 'E' or 'e': $val = \text{normF}(A)$, Frobenius norm of the matrix <i>A</i> (square root of sum of squares).
<i>uplo</i>	<p>CHARACTER*1.</p> <p>Specifies whether the upper or lower triangular part of the Hermitian matrix <i>A</i> is supplied.</p> <p>If <i>uplo</i> = 'U': Upper triangular part of <i>A</i> is supplied</p> <p>If <i>uplo</i> = 'L': Lower triangular part of <i>A</i> is supplied.</p>
<i>n</i>	<p>INTEGER. The order of the matrix <i>A</i>.</p> <p>$n \geq 0$. When $n = 0$, <code>?lanhp</code> is set to zero.</p>

<i>ap</i>	<p>COMPLEX for <code>clanhp</code>. COMPLEX*16 for <code>zlanhp</code>. Array, DIMENSION $(n(n+1)/2)$. The upper or lower triangle of the Hermitian matrix <i>A</i>, packed columnwise in a linear array. The <i>j</i>-th column of <i>A</i> is stored in the array <i>ap</i> as follows: if <i>uplo</i> = 'U', $ap(i + (j-1)j/2) = A(i, j)$ for $1 \leq i \leq j$; if <i>uplo</i> = 'L', $ap(i + (j-1)(2n-j)/2) = A(i, j)$ for $j \leq i \leq n$.</p>
<i>work</i>	<p>REAL for <code>clanhp</code>. DOUBLE PRECISION for <code>zlanhp</code>. Workspace array, DIMENSION $(\max(1, lwork))$, where $lwork \geq n$ when <i>norm</i> = 'I' or '1' or 'O'; otherwise, <i>work</i> is not referenced.</p>

Output Parameters

<i>val</i>	<p>REAL for <code>clanhp</code>. DOUBLE PRECISION for <code>zlanhp</code>. Value returned by the function.</p>
------------	--

?lanst/?lanht

Returns the value of the 1-norm, or the Frobenius norm, or the infinity norm, or the element of largest absolute value of a real symmetric or complex Hermitian tridiagonal matrix.

Syntax

```
val = slanst( norm, n, d, e )
val = dlanst( norm, n, d, e )
val = clanht( norm, n, d, e )
val = zlanht( norm, n, d, e )
```

Description

This function is declared in `mk1_lapack.fi` for FORTRAN 77 interface and in `mk1_lapack.h` for C interface.

The functions `?lanst/?lanht` return the value of the 1-norm, or the Frobenius norm, or the infinity norm, or the element of largest absolute value of a real symmetric or a complex Hermitian tridiagonal matrix A .

Input Parameters

<i>norm</i>	<p>CHARACTER*1. Specifies the value to be returned by the routine:</p> <ul style="list-style-type: none"> = 'M' or 'm': $val = \max(\text{abs}(A_{ij})),$ largest absolute value of the matrix A. = '1' or 'O' or 'o': $val = \text{norm1}(A),$ 1-norm of the matrix A (maximum column sum), = 'I' or 'i': $val = \text{normI}(A),$ infinity norm of the matrix A (maximum row sum), = 'F', 'f', 'E' or 'e': $val = \text{normF}(A),$ Frobenius norm of the matrix A (square root of sum of squares).
<i>n</i>	<p>INTEGER. The order of the matrix A.</p> <p>$n \geq 0$. When $n = 0$, <code>?lanst/?lanht</code> is set to zero.</p>
<i>d</i>	<p>REAL for <code>slanst/clanht</code> DOUBLE PRECISION for <code>dlanst/zlanht</code> Array, DIMENSION (n). The diagonal elements of A.</p>
<i>e</i>	<p>REAL for <code>slanst</code> DOUBLE PRECISION for <code>dlanst</code> COMPLEX for <code>clanht</code> COMPLEX*16 for <code>zlanht</code> Array, DIMENSION ($n-1$). The ($n-1$) sub-diagonal or super-diagonal elements of A.</p>

Output Parameters

<i>val</i>	<p>REAL for <code>slanst/clanht</code> DOUBLE PRECISION for <code>dlanst/zlanht</code> Value returned by the function.</p>
------------	--

?lansy

Returns the value of the 1-norm, or the Frobenius norm, or the infinity norm, or the element of largest absolute value of a real/complex symmetric matrix.

Syntax

```
val = slansy( norm, uplo, n, a, lda, work )
val = dlansy( norm, uplo, n, a, lda, work )
val = clansy( norm, uplo, n, a, lda, work )
val = zlansy( norm, uplo, n, a, lda, work )
```

Description

This function is declared in `mk1_lapack.fi` for FORTRAN 77 interface and in `mk1_lapack.h` for C interface.

The function `?lansy` returns the value of the 1-norm, or the Frobenius norm, or the infinity norm, or the element of largest absolute value of a real/complex symmetric matrix *A*.

Input Parameters

<i>norm</i>	<p>CHARACTER*1. Specifies the value to be returned by the routine:</p> <ul style="list-style-type: none"> = 'M' or 'm': $val = \max(\text{abs}(A_{ij}))$, largest absolute value of the matrix <i>A</i>. = '1' or 'O' or 'o': $val = \text{norm1}(A)$, 1-norm of the matrix <i>A</i> (maximum column sum), = 'I' or 'i': $val = \text{normI}(A)$, infinity norm of the matrix <i>A</i> (maximum row sum), = 'F', 'f', 'E' or 'e': $val = \text{normF}(A)$, Frobenius norm of the matrix <i>A</i> (square root of sum of squares).
<i>uplo</i>	<p>CHARACTER*1.</p> <p>Specifies whether the upper or lower triangular part of the symmetric matrix <i>A</i> is to be referenced.</p> <ul style="list-style-type: none"> = 'U': Upper triangular part of <i>A</i> is referenced. = 'L': Lower triangular part of <i>A</i> is referenced

n INTEGER. The order of the matrix *A*. $n \geq 0$. When $n = 0$, `?lansy` is set to zero.

a REAL for `slansy`
 DOUBLE PRECISION for `dlansy`
 COMPLEX for `clansy`
 COMPLEX*16 for `zlansy`
 Array, DIMENSION (*lda*,*n*). The symmetric matrix *A*.
 If *uplo* = 'U', the leading *n*-by-*n* upper triangular part of *a* contains the upper triangular part of the matrix *A*, and the strictly lower triangular part of *a* is not referenced.
 If *uplo* = 'L', the leading *n*-by-*n* lower triangular part of *a* contains the lower triangular part of the matrix *A*, and the strictly upper triangular part of *a* is not referenced.

lda INTEGER. The leading dimension of the array *a*.
 $lda \geq \max(n,1)$.

work REAL for `slansy` and `clansy`.
 DOUBLE PRECISION for `dlansy` and `zlansy`.
 Workspace array, DIMENSION ($\max(1, lwork)$), where
 $lwork \geq n$ when *norm* = 'I' or '1' or 'O'; otherwise,
work is not referenced.

Output Parameters

val REAL for `slansy/clansy`
 DOUBLE PRECISION for `dlansy/zlansy`
 Value returned by the function.

?lanhe

Returns the value of the 1-norm, or the Frobenius norm, or the infinity norm, or the element of largest absolute value of a complex Hermitian matrix.

Syntax

```
val = clanhe( norm, uplo, n, a, lda, work )
val = zlanhe( norm, uplo, n, a, lda, work )
```

Description

This function is declared in `mk1_lapack.fi` for FORTRAN 77 interface and in `mk1_lapack.h` for C interface.

The function `?lanhe` returns the value of the 1-norm, or the Frobenius norm, or the infinity norm, or the element of largest absolute value of a complex Hermitian matrix *A*.

Input Parameters

<i>norm</i>	<p>CHARACTER*1. Specifies the value to be returned by the routine:</p> <ul style="list-style-type: none"> = 'M' or 'm': $val = \max(\text{abs}(A_{ij}))$, largest absolute value of the matrix <i>A</i>. = '1' or 'O' or 'o': $val = \text{norm1}(A)$, 1-norm of the matrix <i>A</i> (maximum column sum), = 'I' or 'i': $val = \text{normI}(A)$, infinity norm of the matrix <i>A</i> (maximum row sum), = 'F', 'f', 'E' or 'e': $val = \text{normF}(A)$, Frobenius norm of the matrix <i>A</i> (square root of sum of squares).
<i>uplo</i>	<p>CHARACTER*1.</p> <p>Specifies whether the upper or lower triangular part of the Hermitian matrix <i>A</i> is to be referenced.</p> <ul style="list-style-type: none"> = 'U': Upper triangular part of <i>A</i> is referenced. = 'L': Lower triangular part of <i>A</i> is referenced
<i>n</i>	<p>INTEGER. The order of the matrix <i>A</i>. $n \geq 0$. When $n = 0$, <code>?lanhe</code> is set to zero.</p>
<i>a</i>	<p>COMPLEX for <code>clanhe</code>. COMPLEX*16 for <code>zlanhe</code>.</p> <p>Array, DIMENSION (<i>lda</i>,<i>n</i>). The Hermitian matrix <i>A</i>. If <i>uplo</i> = 'U', the leading <i>n</i>-by-<i>n</i> upper triangular part of <i>a</i> contains the upper triangular part of the matrix <i>A</i>, and the strictly lower triangular part of <i>a</i> is not referenced. If <i>uplo</i> = 'L', the leading <i>n</i>-by-<i>n</i> lower triangular part of <i>a</i> contains the lower triangular part of the matrix <i>A</i>, and the strictly upper triangular part of <i>a</i> is not referenced.</p>
<i>lda</i>	<p>INTEGER. The leading dimension of the array <i>a</i>.</p> <p>$lda \geq \max(n, 1)$.</p>

work REAL for `clanhe`.
 DOUBLE PRECISION for `zlanhe`.
 Workspace array, DIMENSION $(\max(1, lwork))$, where
 $lwork \geq n$ when $norm = 'I'$ or $'1'$ or $'O'$; otherwise,
work is not referenced.

Output Parameters

val REAL for `clanhe`.
 DOUBLE PRECISION for `zlanhe`.
 Value returned by the function.

?lantb

Returns the value of the 1-norm, or the Frobenius norm, or the infinity norm, or the element of largest absolute value of a triangular band matrix.

Syntax

```
val = slantb( norm, uplo, diag, n, k, ab, ldab, work )
val = dlantb( norm, uplo, diag, n, k, ab, ldab, work )
val = clantb( norm, uplo, diag, n, k, ab, ldab, work )
val = zlantb( norm, uplo, diag, n, k, ab, ldab, work )
```

Description

This function is declared in `mk1_lapack.fi` for FORTRAN 77 interface and in `mk1_lapack.h` for C interface.

The function `?lantb` returns the value of the 1-norm, or the Frobenius norm, or the infinity norm, or the element of largest absolute value of an n -by- n triangular band matrix A , with $(k + 1)$ diagonals.

Input Parameters

norm CHARACTER*1. Specifies the value to be returned by the routine:
 = 'M' or 'm': $val = \max(\text{abs}(A_{ij}))$, largest absolute value of the matrix A .

	<p>= '1' or 'O' or 'o': $val = \text{norm1}(A)$, 1-norm of the matrix A (maximum column sum),</p> <p>= 'I' or 'i': $val = \text{normI}(A)$, infinity norm of the matrix A (maximum row sum),</p> <p>= 'F', 'f', 'E' or 'e': $val = \text{normF}(A)$, Frobenius norm of the matrix A (square root of sum of squares).</p>
<i>uplo</i>	<p>CHARACTER*1.</p> <p>Specifies whether the matrix A is upper or lower triangular.</p> <p>= 'U': Upper triangular</p> <p>= 'L': Lower triangular.</p>
<i>diag</i>	<p>CHARACTER*1.</p> <p>Specifies whether or not the matrix A is unit triangular.</p> <p>= 'N': Non-unit triangular</p> <p>= 'U': Unit triangular.</p>
<i>n</i>	<p>INTEGER. The order of the matrix A. $n \geq 0$. When $n = 0$, ?lantb is set to zero.</p>
<i>k</i>	<p>INTEGER. The number of super-diagonals of the matrix A if $uplo = 'U'$, or the number of sub-diagonals of the matrix A if $uplo = 'L'$. $k \geq 0$.</p>
<i>ab</i>	<p>REAL for slantb</p> <p>DOUBLE PRECISION for dlantb</p> <p>COMPLEX for clantb</p> <p>COMPLEX*16 for zlantb</p> <p>Array, DIMENSION ($ldab, n$). The upper or lower triangular band matrix A, stored in the first $k+1$ rows of ab. The j-th column of A is stored in the j-th column of the array ab as follows:</p> <p>if $uplo = 'U'$, $ab(k+1+i-j, j) = a(i, j)$ for $\max(1, j-k) \leq i \leq j$;</p> <p>if $uplo = 'L'$, $ab(1+i-j, j) = a(i, j)$ for $j \leq i \leq \min(n, j+k)$.</p> <p>Note that when $diag = 'U'$, the elements of the array ab corresponding to the diagonal elements of the matrix A are not referenced, but are assumed to be one.</p>
<i>ldab</i>	<p>INTEGER. The leading dimension of the array ab.</p>

ldab $\geq k+1$.

work REAL for slantb and clantb.
 DOUBLE PRECISION for dlantb and zlantb.
 Workspace array, DIMENSION (max(1,*lwork*)), where
lwork $\geq n$ when *norm* = 'I' ; otherwise, *work* is not
 referenced.

Output Parameters

val REAL for slantb/clantb.
 DOUBLE PRECISION for dlantb/zlantb.
 Value returned by the function.

?lantp

Returns the value of the 1-norm, or the Frobenius norm, or the infinity norm, or the element of largest absolute value of a triangular matrix supplied in packed form.

Syntax

```
val = slantp( norm, uplo, diag, n, ap, work )
val = dlantp( norm, uplo, diag, n, ap, work )
val = clantp( norm, uplo, diag, n, ap, work )
val = zlantp( norm, uplo, diag, n, ap, work )
```

Description

This function is declared in `mkl_lapack.fi` for FORTRAN 77 interface and in `mkl_lapack.h` for C interface.

The function ?lantp returns the value of the 1-norm, or the Frobenius norm, or the infinity norm, or the element of largest absolute value of a triangular matrix *A*, supplied in packed form.

Input Parameters

norm CHARACTER*1. Specifies the value to be returned by the routine:

= 'M' or 'm': $val = \max(\text{abs}(A_{ij}))$, largest absolute value of the matrix A .
 = '1' or 'O' or 'o': $val = \text{norm1}(A)$, 1-norm of the matrix A (maximum column sum),
 = 'I' or 'i': $val = \text{normI}(A)$, infinity norm of the matrix A (maximum row sum),
 = 'F', 'f', 'E' or 'e': $val = \text{normF}(A)$, Frobenius norm of the matrix A (square root of sum of squares).

uplo CHARACTER*1.
 Specifies whether the matrix A is upper or lower triangular.
 = 'U': Upper triangular
 = 'L': Lower triangular.

diag CHARACTER*1.
 Specifies whether or not the matrix A is unit triangular.
 = 'N': Non-unit triangular
 = 'U': Unit triangular.

n INTEGER. The order of the matrix A .
 $n \geq 0$. When $n = 0$, *?lantp* is set to zero.

ap REAL for slantp
 DOUBLE PRECISION for dlantp
 COMPLEX for clantp
 COMPLEX*16 for zlantp
 Array, DIMENSION $(n(n+1)/2)$.
 The upper or lower triangular matrix A , packed columnwise in a linear array. The j -th column of A is stored in the array *ap* as follows:
 if *uplo* = 'U', $ap(i + (j-1)j/2) = a(i, j)$ for $1 \leq i \leq j$;
 if *uplo* = 'L', $ap(i + (j-1)(2n-j)/2) = a(i, j)$ for $j \leq i \leq n$.
 Note that when *diag* = 'U', the elements of the array *ap* corresponding to the diagonal elements of the matrix A are not referenced, but are assumed to be one.

work REAL for slantp and clantp.
 DOUBLE PRECISION for dlantp and zlantp.

Workspace array, `DIMENSION (max(1,lwork))`, where $lwork \geq n$ when `norm = 'I'`; otherwise, `work` is not referenced.

Output Parameters

`val` REAL for `slantr/clantr`.
DOUBLE PRECISION for `dlantr/zlantr`.
Value returned by the function.

?lantr

Returns the value of the 1-norm, or the Frobenius norm, or the infinity norm, or the element of largest absolute value of a trapezoidal or triangular matrix.

Syntax

```
val = slantr( norm, uplo, diag, m, n, a, lda, work )
val = dlantr( norm, uplo, diag, m, n, a, lda, work )
val = clantr( norm, uplo, diag, m, n, a, lda, work )
val = zlantr( norm, uplo, diag, m, n, a, lda, work )
```

Description

This function is declared in `mkl_lapack.fi` for FORTRAN 77 interface and in `mkl_lapack.h` for C interface.

The function `?lantr` returns the value of the 1-norm, or the Frobenius norm, or the infinity norm, or the element of largest absolute value of a trapezoidal or triangular matrix `A`.

Input Parameters

`norm` CHARACTER*1. Specifies the value to be returned by the routine:
= 'M' or 'm': $val = \max(\text{abs}(A_{ij}))$, largest absolute value of the matrix `A`.
= '1' or 'O' or 'o': $val = \text{norm1}(A)$, 1-norm of the matrix `A` (maximum column sum),

	<p>= 'I' or 'i': $val = \text{normI}(A)$, infinity norm of the matrix A (maximum row sum),</p> <p>= 'F', 'f', 'E' or 'e': $val = \text{normF}(A)$, Frobenius norm of the matrix A (square root of sum of squares).</p>
<i>uplo</i>	<p>CHARACTER*1.</p> <p>Specifies whether the matrix A is upper or lower trapezoidal.</p> <p>= 'U': Upper trapezoidal</p> <p>= 'L': Lower trapezoidal.</p> <p>Note that A is triangular instead of trapezoidal if $m = n$.</p>
<i>diag</i>	<p>CHARACTER*1.</p> <p>Specifies whether or not the matrix A has unit diagonal.</p> <p>= 'N': Non-unit diagonal</p> <p>= 'U': Unit diagonal.</p>
<i>m</i>	<p>INTEGER. The number of rows of the matrix A. $m \geq 0$, and</p> <p>if <i>uplo</i> = 'U', $m \leq n$.</p> <p>When $m = 0$, ?lantr is set to zero.</p>
<i>n</i>	<p>INTEGER. The number of columns of the matrix A. $n \geq 0$,</p> <p>and if <i>uplo</i> = 'L', $n \leq m$.</p> <p>When $n = 0$, ?lantr is set to zero.</p>
<i>a</i>	<p>REAL for slantr</p> <p>DOUBLE PRECISION for dlantr</p> <p>COMPLEX for clantr</p> <p>COMPLEX*16 for zlantr</p> <p>Array, DIMENSION (<i>lda</i>,<i>n</i>).</p> <p>The trapezoidal matrix A (A is triangular if $m = n$).</p> <p>If <i>uplo</i> = 'U', the leading m-by-n upper trapezoidal part of the array <i>a</i> contains the upper trapezoidal matrix, and the strictly lower triangular part of A is not referenced.</p> <p>If <i>uplo</i> = 'L', the leading m-by-n lower trapezoidal part of the array <i>a</i> contains the lower trapezoidal matrix, and the strictly upper triangular part of A is not referenced. Note that when <i>diag</i> = 'U', the diagonal elements of A are not referenced and are assumed to be one.</p>
<i>lda</i>	<p>INTEGER. The leading dimension of the array <i>a</i>.</p> <p>$lda \geq \max(m, 1)$.</p>

work REAL for slantr/clantrp.
 DOUBLE PRECISION for dlantr/zlantr.
 Workspace array, DIMENSION (max(1,*lwork*)), where
lwork ≥ *m* when *norm* = 'I' ; otherwise, *work* is not
 referenced.

Output Parameters

val REAL for slantr/clantrp.
 DOUBLE PRECISION for dlantr/zlantr.
 Value returned by the function.

?lanv2

Computes the Schur factorization of a real 2-by-2 nonsymmetric matrix in standard form.

Syntax

```
call slanv2( a, b, c, d, rtlr, rtli, rt2r, rt2i, cs, sn )
call dlanv2( a, b, c, d, rtlr, rtli, rt2r, rt2i, cs, sn )
```

Description

This routine is declared in `mkl_lapack.fi` for FORTRAN 77 interface and in `mkl_lapack.h` for C interface.

The routine computes the Schur factorization of a real 2-by-2 nonsymmetric matrix in standard form:

$$\begin{bmatrix} a & b \\ c & d \end{bmatrix} = \begin{bmatrix} cs & -sn \\ sn & cs \end{bmatrix} \begin{bmatrix} aa & bb \\ cc & dd \end{bmatrix} \begin{bmatrix} cs & sn \\ -sn & cs \end{bmatrix}$$

where either

1. *cc* = 0 so that *aa* and *dd* are real eigenvalues of the matrix, or
2. *aa* = *dd* and *bb*cc* < 0, so that $aa \pm \sqrt{bb*cc}$ are complex conjugate eigenvalues.

The routine was adjusted to reduce the risk of cancellation errors, when computing real eigenvalues, and to ensure, if possible, that $\text{abs}(rt1r) \geq \text{abs}(rt2r)$.

Input Parameters

a, b, c, d REAL for slanv2
DOUBLE PRECISION for dlanv2.
On entry, elements of the input matrix.

Output Parameters

a, b, c, d On exit, overwritten by the elements of the standardized Schur form.

rt1r, rt1i, rt2r, rt2i REAL for slanv2
DOUBLE PRECISION for dlanv2.
The real and imaginary parts of the eigenvalues.
If the eigenvalues are a complex conjugate pair, *rt1i* > 0.

cs, sn REAL for slanv2
DOUBLE PRECISION for dlanv2.
Parameters of the rotation matrix.

?lapll

Measures the linear dependence of two vectors.

Syntax

```
call slapll( n, x, incx, Y, incy, ssmin )
call dlapll( n, x, incx, Y, incy, ssmin )
call clapll( n, x, incx, Y, incy, ssmin )
call zlapll( n, x, incx, Y, incy, ssmin )
```

Description

This routine is declared in `mk1_lapack.fi` for FORTRAN 77 interface and in `mk1_lapack.h` for C interface.

Given two column vectors *x* and *y* of length *n*, let

$A = \begin{pmatrix} x & y \end{pmatrix}$ be the n -by-2 matrix.

The routine `?lap11` first computes the QR factorization of A as $A = Q^*R$ and then computes the SVD of the 2-by-2 upper triangular matrix R . The smaller singular value of R is returned in $ssmin$, which is used as the measurement of the linear dependency of the vectors x and y .

Input Parameters

n	INTEGER. The length of the vectors x and y .
x	REAL for <code>slap11</code> DOUBLE PRECISION for <code>dlap11</code> COMPLEX for <code>clap11</code> COMPLEX*16 for <code>zlap11</code> Array, DIMENSION $(1+(n-1)incx)$. On entry, x contains the n -vector x .
y	REAL for <code>slap11</code> DOUBLE PRECISION for <code>dlap11</code> COMPLEX for <code>clap11</code> COMPLEX*16 for <code>zlap11</code> Array, DIMENSION $(1+(n-1)incy)$. On entry, y contains the n -vector y .
$incx$	INTEGER. The increment between successive elements of x ; $incx > 0$.
$incy$	INTEGER. The increment between successive elements of y ; $incy > 0$.

Output Parameters

x	On exit, x is overwritten.
y	On exit, y is overwritten.
$ssmin$	REAL for <code>slap11/clap11</code> DOUBLE PRECISION for <code>dlap11/zlap11</code> The smallest singular value of the n -by-2 matrix $A = \begin{pmatrix} x & y \end{pmatrix}$.

?lapmt

Performs a forward or backward permutation of the columns of a matrix.

Syntax

```
call slapmt( forwrđ, m, n, x, ldx, k )
call dlapmt( forwrđ, m, n, x, ldx, k )
call clapmt( forwrđ, m, n, x, ldx, k )
call zlapmt( forwrđ, m, n, x, ldx, k )
```

Description

This routine is declared in `mkl_lapack.fi` for FORTRAN 77 interface and in `mkl_lapack.h` for C interface.

The routine ?lapmt rearranges the columns of the m -by- n matrix X as specified by the permutation $k(1), k(2), \dots, k(n)$ of the integers $1, \dots, n$.

If `forwrđ = .TRUE.`, forward permutation:

$X(*, k(j))$ is moved to $X(*, j)$ for $j=1, 2, \dots, n$.

If `forwrđ = .FALSE.`, backward permutation:

$X(*, j)$ is moved to $X(*, k(j))$ for $j = 1, 2, \dots, n$.

Input Parameters

<code>forwrđ</code>	LOGICAL. If <code>forwrđ = .TRUE.</code> , forward permutation If <code>forwrđ = .FALSE.</code> , backward permutation
<code>m</code>	INTEGER. The number of rows of the matrix X . $m \geq 0$.
<code>n</code>	INTEGER. The number of columns of the matrix X . $n \geq 0$.
<code>x</code>	REAL for slapmt DOUBLE PRECISION for dlapmt COMPLEX for clapmt COMPLEX*16 for zlapmt Array, DIMENSION (<code>ldx</code> , <code>n</code>). On entry, the m -by- n matrix X .

ldx INTEGER. The leading dimension of the array *X*, $ldx \geq \max(1, m)$.

k INTEGER. **Array**, DIMENSION (*n*). On entry, *k* contains the permutation vector and is used as internal workspace.

Output Parameters

x On exit, *x* contains the permuted matrix *X*.

k On exit, *k* is reset to its original value.

?lapy2

Returns $\text{sqrt}(x^2 + y^2)$.

Syntax

`val = slapy2(x, y)`

`val = dlapy2(x, y)`

Description

This function is declared in `mk1_lapack.fi` for FORTRAN 77 interface and in `mk1_lapack.h` for C interface.

The function ?lapy2 returns $\text{sqrt}(x^2 + y^2)$, avoiding unnecessary overflow or harmful underflow.

Input Parameters

x, y REAL for `slapy2`
 DOUBLE PRECISION for `dlapy2`
 Specify the input values *x* and *y*.

Output Parameters

val REAL for `slapy2`
 DOUBLE PRECISION for `dlapy2`.
 Value returned by the function.

?lapy3

Returns $\sqrt{x^2+y^2+z^2}$.

Syntax

```
val = slapy3( x, y, z )
```

```
val = dlapy3( x, y, z )
```

Description

This function is declared in `mk1_lapack.fi` for FORTRAN 77 interface and in `mk1_lapack.h` for C interface.

The function `?lapy3` returns $\sqrt{x^2+y^2+z^2}$, avoiding unnecessary overflow or harmful underflow.

Input Parameters

x, y, z	REAL for <code>slapy3</code> DOUBLE PRECISION for <code>dlapy3</code> Specify the input values x, y and z .
-----------	---

Output Parameters

val	REAL for <code>slapy3</code> DOUBLE PRECISION for <code>dlapy3</code> . Value returned by the function.
-------	---

?laqgb

Scales a general band matrix, using row and column scaling factors computed by `?gbequ`.

Syntax

```
call slaqgb( m, n, kl, ku, ab, ldab, r, c, rowcnd, colcnd, amax, equed )
```

```
call dlaqgb( m, n, kl, ku, ab, ldab, r, c, rowcnd, colcnd, amax, equed )
```

```
call claqgb( m, n, kl, ku, ab, ldab, r, c, rowcnd, colcnd, amax, equed )
```

```
call zlaqgb( m, n, kl, ku, ab, ldab, r, c, rowcnd, colcnd, amax, equed )
```

Description

This routine is declared in `mk1_lapack.fi` for FORTRAN 77 interface and in `mk1_lapack.h` for C interface.

The routine equilibrates a general m -by- n band matrix A with kl subdiagonals and ku superdiagonals using the row and column scaling factors in the vectors r and c .

Input Parameters

m	INTEGER. The number of rows of the matrix A . $m \geq 0$.
n	INTEGER. The number of columns of the matrix A . $n \geq 0$.
kl	INTEGER. The number of subdiagonals within the band of A . $kl \geq 0$.
ku	INTEGER. The number of superdiagonals within the band of A . $ku \geq 0$.
ab	REAL for <code>slaqgb</code> DOUBLE PRECISION for <code>dlaqgb</code> COMPLEX for <code>claqgb</code> COMPLEX*16 for <code>zlaqgb</code> Array, DIMENSION ($ldab, n$). On entry, the matrix A in band storage, in rows 1 to $kl+ku+1$. The j -th column of A is stored in the j -th column of the array ab as follows: $ab(ku+1+i-j, j) = A(i, j)$ for $\max(1, j-ku) \leq i \leq \min(m, j+kl)$.
$ldab$	INTEGER. The leading dimension of the array ab . $lda \geq kl+ku+1$.
$amax$	REAL for <code>slaqgb/claqgb</code> DOUBLE PRECISION for <code>dlaqgb/zlaqgb</code> Absolute value of largest matrix entry.
r, c	REAL for <code>slaqgb/claqgb</code> DOUBLE PRECISION for <code>dlaqgb/zlaqgb</code> Arrays $r(m)$, $c(n)$. Contain the row and column scale factors for A , respectively.
$rowcnd$	REAL for <code>slaqgb/claqgb</code> DOUBLE PRECISION for <code>dlaqgb/zlaqgb</code>

colcnd Ratio of the smallest $r(i)$ to the largest $r(i)$.
 REAL for `slaggb/claggb`
 DOUBLE PRECISION for `dlaqgb/zlaqgb`
 Ratio of the smallest $c(i)$ to the largest $c(i)$.

Output Parameters

ab On exit, the equilibrated matrix, in the same storage format as *A*.
 See *equed* for the form of the equilibrated matrix.

equed CHARACTER*1.
 Specifies the form of equilibration that was done.
 If *equed* = 'N': No equilibration
 If *equed* = 'R': Row equilibration, that is, *A* has been premultiplied by $\text{diag}(r)$.
 If *equed* = 'C': Column equilibration, that is, *A* has been postmultiplied by $\text{diag}(c)$.
 If *equed* = 'B': Both row and column equilibration, that is, *A* has been replaced by $\text{diag}(r) * A * \text{diag}(c)$.

Application Notes

The routine uses internal parameters *thresh*, *large*, and *small*, which have the following meaning. *thresh* is a threshold value used to decide if row or column scaling should be done based on the ratio of the row or column scaling factors. If $\text{rowcnd} < \text{thresh}$, row scaling is done, and if $\text{colcnd} < \text{thresh}$, column scaling is done. *large* and *small* are threshold values used to decide if row scaling should be done based on the absolute size of the largest matrix element. If $\text{amax} > \text{large}$ or $\text{amax} < \text{small}$, row scaling is done.

?laqge

Scales a general rectangular matrix, using row and column scaling factors computed by ?geequ.

Syntax

```
call slagge( m, n, a, lda, r, c, rowcnd, colcnd, amax, equed )
call dlaqge( m, n, a, lda, r, c, rowcnd, colcnd, amax, equed )
call claqge( m, n, a, lda, r, c, rowcnd, colcnd, amax, equed )
```

```
call zlaqge( m, n, a, lda, r, c, rowcnd, colcnd, amax, equed )
```

Description

This routine is declared in `mkl_lapack.fi` for FORTRAN 77 interface and in `mkl_lapack.h` for C interface.

The routine equilibrates a general m -by- n matrix A using the row and column scaling factors in the vectors r and c .

Input Parameters

<i>m</i>	INTEGER. The number of rows of the matrix A . $m \geq 0$.
<i>n</i>	INTEGER. The number of columns of the matrix A . $n \geq 0$.
<i>a</i>	REAL for <code>slaqge</code> DOUBLE PRECISION for <code>dlaqge</code> COMPLEX for <code>claqge</code> COMPLEX*16 for <code>zlaqge</code> Array, DIMENSION (lda, n). On entry, the m -by- n matrix A .
<i>lda</i>	INTEGER. The leading dimension of the array a . $lda \geq \max(m, 1)$.
<i>r</i>	REAL for <code>slanqge/claqge</code> DOUBLE PRECISION for <code>dlaqge/zlaqge</code> Array, DIMENSION (m). The row scale factors for A .
<i>c</i>	REAL for <code>slanqge/claqge</code> DOUBLE PRECISION for <code>dlaqge/zlaqge</code> Array, DIMENSION (n). The column scale factors for A .
<i>rowcnd</i>	REAL for <code>slanqge/claqge</code> DOUBLE PRECISION for <code>dlaqge/zlaqge</code> Ratio of the smallest $r(i)$ to the largest $r(i)$.
<i>colcnd</i>	REAL for <code>slanqge/claqge</code> DOUBLE PRECISION for <code>dlaqge/zlaqge</code> Ratio of the smallest $c(i)$ to the largest $c(i)$.
<i>amax</i>	REAL for <code>slanqge/claqge</code> DOUBLE PRECISION for <code>dlaqge/zlaqge</code>

Absolute value of largest matrix entry.

Output Parameters

<i>a</i>	On exit, the equilibrated matrix. See <i>equed</i> for the form of the equilibrated matrix.
<i>equed</i>	CHARACTER*1. Specifies the form of equilibration that was done. If <i>equed</i> = 'N': No equilibration If <i>equed</i> = 'R': Row equilibration, that is, <i>A</i> has been premultiplied by $\text{diag}(r)$. If <i>equed</i> = 'C': Column equilibration, that is, <i>A</i> has been postmultiplied by $\text{diag}(c)$. If <i>equed</i> = 'B': Both row and column equilibration, that is, <i>A</i> has been replaced by $\text{diag}(r) * A * \text{diag}(c)$.

Application Notes

The routine uses internal parameters *thresh*, *large*, and *small*, which have the following meaning. *thresh* is a threshold value used to decide if row or column scaling should be done based on the ratio of the row or column scaling factors. If $\text{rowcnd} < \text{thresh}$, row scaling is done, and if $\text{colcnd} < \text{thresh}$, column scaling is done. *large* and *small* are threshold values used to decide if row scaling should be done based on the absolute size of the largest matrix element. If $\text{amax} > \text{large}$ or $\text{amax} < \text{small}$, row scaling is done.

?laqhb

Scales a Hermetian band matrix, using scaling factors computed by ?pbequ.

Syntax

```
call claqhb( uplo, n, kd, ab, ldab, s, scond, amax, equed )
call zlaqhb( uplo, n, kd, ab, ldab, s, scond, amax, equed )
```

Description

This routine is declared in `mkl_lapack.fi` for FORTRAN 77 interface and in `mkl_lapack.h` for C interface.

The routine equilibrates a Hermetian band matrix *A* using the scaling factors in the vector *s*.

Input Parameters

<i>uplo</i>	<p>CHARACTER*1. Specifies whether the upper or lower triangular part of the band matrix <i>A</i> is stored. If <i>uplo</i> = 'U': upper triangular. If <i>uplo</i> = 'L': lower triangular.</p>
<i>n</i>	<p>INTEGER. The order of the matrix <i>A</i>. $n \geq 0$.</p>
<i>kd</i>	<p>INTEGER. The number of super-diagonals of the matrix <i>A</i> if <i>uplo</i> = 'U', or the number of sub-diagonals if <i>uplo</i> = 'L'. $kd \geq 0$.</p>
<i>ab</i>	<p>COMPLEX for <i>claqhb</i> COMPLEX*16 for <i>zlaqhb</i> Array, DIMENSION (<i>ldab</i>,<i>n</i>). On entry, the upper or lower triangle of the band matrix <i>A</i>, stored in the first <i>kd</i>+1 rows of the array. The <i>j</i>-th column of <i>A</i> is stored in the <i>j</i>-th column of the array <i>ab</i> as follows: if <i>uplo</i> = 'U', $ab(kd+1+i-j, j) = A(i, j)$ for $\max(1, j-kd) \leq i \leq j$; if <i>uplo</i> = 'L', $ab(1+i-j, j) = A(i, j)$ for $j \leq i \leq \min(n, j+kd)$.</p>
<i>ldab</i>	<p>INTEGER. The leading dimension of the array <i>ab</i>. $ldab \geq kd+1$.</p>
<i>scond</i>	<p>REAL for <i>claqsb</i> DOUBLE PRECISION for <i>zlaqsb</i> Ratio of the smallest $s(i)$ to the largest $s(i)$.</p>
<i>amax</i>	<p>REAL for <i>claqsb</i> DOUBLE PRECISION for <i>zlaqsb</i> Absolute value of largest matrix entry.</p>

Output Parameters

<i>ab</i>	On exit, if <i>info</i> = 0, the triangular factor <i>U</i> or <i>L</i> from the Cholesky factorization $A = U' * U$ or $A = L * L'$ of the band matrix <i>A</i> , in the same storage format as <i>A</i> .
<i>s</i>	REAL for <code>claqsb</code> DOUBLE PRECISION for <code>zlaqsb</code> Array, DIMENSION (<i>n</i>). The scale factors for <i>A</i> .
<i>equed</i>	CHARACTER*1. Specifies whether or not equilibration was done. If <i>equed</i> = 'N': No equilibration. If <i>equed</i> = 'Y': Equilibration was done, that is, <i>A</i> has been replaced by $\text{diag}(s) * A * \text{diag}(s)$.

Application Notes

The routine uses internal parameters *thresh*, *large*, and *small*, which have the following meaning. *thresh* is a threshold value used to decide if scaling should be based on the ratio of the scaling factors. If $s_{\text{cond}} < \text{thresh}$, scaling is done.

The values *large* and *small* are threshold values used to decide if scaling should be done based on the absolute size of the largest matrix element. If $\text{amax} > \text{large}$ or $\text{amax} < \text{small}$, scaling is done.

?laqp2

Computes a QR factorization with column pivoting of the matrix block.

Syntax

```
call slaqp2( m, n, offset, a, lda, jpvt, tau, vn1, vn2, work )
call dlaqp2( m, n, offset, a, lda, jpvt, tau, vn1, vn2, work )
call claqp2( m, n, offset, a, lda, jpvt, tau, vn1, vn2, work )
call zlaqp2( m, n, offset, a, lda, jpvt, tau, vn1, vn2, work )
```

Description

This routine is declared in `mkl_lapack.fi` for FORTRAN 77 interface and in `mkl_lapack.h` for C interface.

The routine computes a QR factorization with column pivoting of the block $A(offset+1:m, 1:n)$. The block $A(1:offset, 1:n)$ is accordingly pivoted, but not factorized.

Input Parameters

<i>m</i>	INTEGER. The number of rows of the matrix A . $m \geq 0$.
<i>n</i>	INTEGER. The number of columns of the matrix A . $n \geq 0$.
<i>offset</i>	INTEGER. The number of rows of the matrix A that must be pivoted but no factorized. $offset \geq 0$.
<i>a</i>	REAL for slaqp2 DOUBLE PRECISION for dlaqp2 COMPLEX for claqp2 COMPLEX*16 for zlaqp2 Array, DIMENSION (lda, n). On entry, the m -by- n matrix A .
<i>lda</i>	INTEGER. The leading dimension of the array a . $lda \geq \max(1, m)$.
<i>jpvt</i>	INTEGER. Array, DIMENSION (n). On entry, if $jpvt(i) \neq 0$, the i -th column of A is permuted to the front of $A*P$ (a leading column); if $jpvt(i) = 0$, the i -th column of A is a free column.
<i>vn1, vn2</i>	REAL for slaqp2/claqp2 DOUBLE PRECISION for dlaqp2/zlaqp2 Arrays, DIMENSION (n) each. Contain the vectors with the partial and exact column norms, respectively.
<i>work</i>	REAL for slaqp2 DOUBLE PRECISION for dlaqp2 COMPLEX for claqp2 COMPLEX*16 for zlaqp2 Workspace array, DIMENSION (n).

Output Parameters

<i>a</i>	On exit, the upper triangle of block $A(offset+1:m, 1:n)$ is the triangular factor obtained; the elements in block $A(offset+1:m, 1:n)$ below the diagonal, together with the
----------	---

	array <i>tau</i> , represent the orthogonal matrix <i>Q</i> as a product of elementary reflectors. Block <i>A</i> (1: <i>offset</i> ,1: <i>n</i>) has been accordingly pivoted, but not factorized.
<i>jpvt</i>	On exit, if <i>jpvt</i> (<i>i</i>) = <i>k</i> , then the <i>i</i> -th column of <i>A*P</i> was the <i>k</i> -th column of <i>A</i> .
<i>tau</i>	REAL for slaqp2 DOUBLE PRECISION for dlaqp2 COMPLEX for claqp2 COMPLEX*16 for zlaqp2 Array, DIMENSION (min(<i>m</i> , <i>n</i>)). The scalar factors of the elementary reflectors.
<i>vn1</i> , <i>vn2</i>	Contain the vectors with the partial and exact column norms, respectively.

?laqps

*Computes a step of QR factorization with column pivoting of a real *m*-by-*n* matrix *A* by using BLAS level 3.*

Syntax

```
call slaqps( m, n, offset, nb, kb, a, lda, jpvt, tau, vn1, vn2, auxv, f, ldf
)
call dlaqps( m, n, offset, nb, kb, a, lda, jpvt, tau, vn1, vn2, auxv, f, ldf
)
call claqp( m, n, offset, nb, kb, a, lda, jpvt, tau, vn1, vn2, auxv, f, ldf
)
call zlaqp( m, n, offset, nb, kb, a, lda, jpvt, tau, vn1, vn2, auxv, f, ldf
)
```

Description

This routine is declared in `mk1_lapack.fi` for FORTRAN 77 interface and in `mk1_lapack.h` for C interface.

The routine computes a step of *QR* factorization with column pivoting of a real *m*-by-*n* matrix *A* by using BLAS level 3. The routine tries to factorize *NB* columns from *A* starting from the row *offset*+1, and updates all of the matrix with BLAS level 3 routine ?gemm.

In some cases, due to catastrophic cancellations, `?laqps` cannot factorize NB columns. Hence, the actual number of factorized columns is returned in kb .

Block $A(1:offset, 1:n)$ is accordingly pivoted, but not factorized.

Input Parameters

m	INTEGER. The number of rows of the matrix A . $m \geq 0$.
n	INTEGER. The number of columns of the matrix A . $n \geq 0$.
$offset$	INTEGER. The number of rows of A that have been factorized in previous steps.
nb	INTEGER. The number of columns to factorize.
a	REAL for <code>slaqps</code> DOUBLE PRECISION for <code>dlaqps</code> COMPLEX for <code>claqps</code> COMPLEX*16 for <code>zlaqps</code> Array, DIMENSION (lda, n) . On entry, the m -by- n matrix A .
lda	INTEGER. The leading dimension of the array a . $lda \geq \max(1, m)$.
$jpvt$	INTEGER. Array, DIMENSION (n) . If $jpvt(i) = k$ then column k of the full matrix A has been permuted into position i in AP.
$vn1, vn2$	REAL for <code>slaqps/claqps</code> DOUBLE PRECISION for <code>dlaqps/zlaqps</code> Arrays, DIMENSION (n) each. Contain the vectors with the partial and exact column norms, respectively.
$auxv$	REAL for <code>slaqps</code> DOUBLE PRECISION for <code>dlaqps</code> COMPLEX for <code>claqps</code> COMPLEX*16 for <code>zlaqps</code> Array, DIMENSION (nb) . Auxiliary vector.
f	REAL for <code>slaqps</code> DOUBLE PRECISION for <code>dlaqps</code> COMPLEX for <code>claqps</code> COMPLEX*16 for <code>zlaqps</code>

ldf Array, DIMENSION (*ldf*,*nb*). Matrix $F' = L*Y'*A$.
 INTEGER. The leading dimension of the array *f*.
 $ldf \geq \max(1, n)$.

Output Parameters

kb INTEGER. The number of columns actually factorized.

a On exit, block $A(offset+1:m, 1:kb)$ is the triangular factor obtained and block $A(1:offset, 1:n)$ has been accordingly pivoted, but no factorized. The rest of the matrix, block $A(offset+1:m, kb+1:n)$ has been updated.

jpvt INTEGER array, DIMENSION (*n*). If $jpvt(I) = k$ then column *k* of the full matrix *A* has been permuted into position *i* in AP.

tau REAL for slaqps
 DOUBLE PRECISION for dlaqps
 COMPLEX for claqps
 COMPLEX*16 for zlaqps
 Array, DIMENSION (*kb*). The scalar factors of the elementary reflectors.

vn1, vn2 The vectors with the partial and exact column norms, respectively.

auxv Auxiliary vector.

f Matrix $F' = L*Y'*A$.

?laqr0

Computes the eigenvalues of a Hessenberg matrix, and optionally the marixes from the Schur decomposition.

Syntax

```
call slaqr0( wantt, wantz, n, ilo, ihi, h, ldh, wr, wi, iloz, ihiz, z, ldz,
work, lwork, info )

call dlaqr0( wantt, wantz, n, ilo, ihi, h, ldh, wr, wi, iloz, ihiz, z, ldz,
work, lwork, info )
```

```
call claqr0( wantt, wantz, n, ilo, ihi, h, ldh, w, iloz, ihiz, z, ldz, work,
lwork, info )
```

```
call zlaqr0( wantt, wantz, n, ilo, ihi, h, ldh, w, iloz, ihiz, z, ldz, work,
lwork, info )
```

Description

This routine is declared in `mkl_lapack.fi` for FORTRAN 77 interface and in `mkl_lapack.h` for C interface.

The routine computes the eigenvalues of a Hessenberg matrix H , and, optionally, the matrices T and Z from the Schur decomposition $H=Z^*T^*Z^H$, where T is an upper quasi-triangular/triangular matrix (the Schur form), and Z is the orthogonal/unitary matrix of Schur vectors.

Optionally Z may be postmultiplied into an input orthogonal/unitary matrix Q so that this routine can give the Schur factorization of a matrix A which has been reduced to the Hessenberg form H by the orthogonal/unitary matrix Q : $A = Q^*H^*Q^H = (QZ)^*H^*(QZ)^H$.

Input Parameters

<code>wantt</code>	LOGICAL. If <code>wantt = .TRUE.</code> , the full Schur form T is required; If <code>wantt = .FALSE.</code> , only eigenvalues are required.
<code>wantz</code>	LOGICAL. If <code>wantz = .TRUE.</code> , the matrix of Schur vectors Z is required; If <code>wantz = .FALSE.</code> , Schur vectors are not required.
<code>n</code>	INTEGER. The order of the Hessenberg matrix H . ($n \geq 0$).
<code>ilo, ihi</code>	INTEGER. It is assumed that H is already upper triangular in rows and columns $1:ilo-1$ and $ihi+1:n$, and if $ilo > 1$ then $H(ilo, ilo-1) = 0$. ilo and ihi are normally set by a previous call to <code>cgebal</code> , and then passed to <code>cgehrd</code> when the matrix output by <code>cgebal</code> is reduced to Hessenberg form. Otherwise, ilo and ihi should be set to 1 and n , respectively. If $n > 0$, then $1 \leq ilo \leq ihi \leq n$. If $n=0$, then $ilo=1$ and $ihi=0$
<code>h</code>	REAL for <code>slaqr0</code>

	DOUBLE PRECISION for dlaqr0 COMPLEX for claqr0 COMPLEX*16 for zlaqr0. Array, DIMENSION (<i>ldh</i> , <i>n</i>), contains the upper Hessenberg matrix <i>H</i> .
<i>ldh</i>	INTEGER. The leading dimension of the array <i>h</i> . $ldh \geq \max(1, n)$.
<i>iloz, ihiz</i>	INTEGER. Specify the rows of <i>z</i> to which transformations must be applied if <i>wantz</i> is .TRUE., $1 \leq iloz \leq ilo$; $ihi \leq ihiz \leq n$.
<i>z</i>	REAL for slaqr0 DOUBLE PRECISION for dlaqr0 COMPLEX for claqr0 COMPLEX*16 for zlaqr0. Array, DIMENSION (<i>ldz</i> , <i>ihi</i>), contains the matrix <i>z</i> if <i>wantz</i> is .TRUE.. If <i>wantz</i> is .FALSE., <i>z</i> is not referenced.
<i>ldz</i>	INTEGER. The leading dimension of the array <i>z</i> . If <i>wantz</i> is .TRUE., then $ldz \geq \max(1, ihiz)$. Otherwise, $ldz \geq 1$.
<i>work</i>	REAL for slaqr0 DOUBLE PRECISION for dlaqr0 COMPLEX for claqr0 COMPLEX*16 for zlaqr0. Workspace array with dimension <i>lwork</i> .
<i>lwork</i>	INTEGER. The dimension of the array <i>work</i> . $lwork \geq \max(1, n)$ is sufficient, but for the optimal performance a greater workspace may be required, typically as large as $6*n$. It is recommended to use the workspace query to determine the optimal workspace size. If <i>lwork</i> =-1, then the routine performs a workspace query: it estimates the optimal workspace size for the given values of the input parameters <i>n</i> , <i>ilo</i> , and <i>ihi</i> . The estimate is returned in <i>work</i> (1). No error messages related to the <i>lwork</i> is issued by xerbla. Neither <i>H</i> nor <i>z</i> are accessed.

Output Parameters

<i>h</i>	<p>If <i>info</i>=0 , and <i>wantt</i> is <i>.TRUE.</i> , then <i>h</i> contains the upper quasi-triangular/triangular matrix <i>T</i> from the Schur decomposition (the Schur form).</p> <p>If <i>info</i>=0 , and <i>wantt</i> is <i>.FALSE.</i> , then the contents of <i>h</i> are unspecified on exit.</p> <p>(The output values of <i>h</i> when <i>info</i> > 0 are given under the description of the <i>info</i> parameter below.)</p> <p>The routine may explicitly set <i>h</i>(<i>i</i>,<i>j</i>) for <i>i</i>><i>j</i> and <i>j</i>=1,2,...<i>ilo</i>-1 or <i>j</i>=<i>ihi</i>+1, <i>ihi</i>+2,...<i>n</i>.</p>
<i>work</i> (1)	<p>On exit <i>work</i>(1) contains the minimum value of <i>lwork</i> required for optimum performance.</p>
<i>w</i>	<p>COMPLEX for <i>claqr0</i> COMPLEX*16 for <i>zlaqr0</i>.</p> <p>Arrays, <i>DIMENSION</i>(<i>n</i>). The computed eigenvalues of <i>h</i>(<i>ilo</i>:<i>ihi</i>, <i>ilo</i>:<i>ihi</i>) are stored in <i>w</i>(<i>ilo</i>:<i>ihi</i>). If <i>wantt</i> is <i>.TRUE.</i> , then the eigenvalues are stored in the same order as on the diagonal of the Schur form returned in <i>h</i>, with <i>w</i>(<i>i</i>) = <i>h</i>(<i>i</i>,<i>i</i>).</p>
<i>wr</i> , <i>wi</i>	<p>REAL for <i>slaqr0</i> DOUBLE PRECISION for <i>dlaqr0</i></p> <p>Arrays, <i>DIMENSION</i>(<i>ihi</i>) each. The real and imaginary parts, respectively, of the computed eigenvalues of <i>h</i>(<i>ilo</i>:<i>ihi</i>, <i>ilo</i>:<i>ihi</i>) are stored in <i>wr</i>(<i>ilo</i>:<i>ihi</i>) and <i>wi</i>(<i>ilo</i>:<i>ihi</i>). If two eigenvalues are computed as a complex conjugate pair, they are stored in consecutive elements of <i>wr</i> and <i>wi</i>, say the <i>i</i>-th and (<i>i</i>+1)-th, with <i>wi</i>(<i>i</i>) > 0 and <i>wi</i>(<i>i</i>+1) < 0. If <i>wantt</i> is <i>.TRUE.</i> , then the eigenvalues are stored in the same order as on the diagonal of the Schur form returned in <i>h</i>, with <i>wr</i>(<i>i</i>) = <i>h</i>(<i>i</i>,<i>i</i>), and if <i>h</i>(<i>i</i>:<i>i</i>+1,<i>i</i>:<i>i</i>+1) is a 2-by-2 diagonal block, then <i>wi</i>(<i>i</i>)=sqrt(-<i>h</i>(<i>i</i>+1,<i>i</i>)*<i>h</i>(<i>i</i>,<i>i</i>+1)).</p>
<i>z</i>	<p>If <i>wantz</i> is <i>.TRUE.</i> , then <i>z</i>(<i>ilo</i>:<i>ihi</i>, <i>iloz</i>:<i>ihiz</i>) is replaced by <i>z</i>(<i>ilo</i>:<i>ihi</i>, <i>iloz</i>:<i>ihiz</i>)*<i>U</i>, where <i>U</i> is the orthogonal/unitary Schur factor of <i>h</i>(<i>ilo</i>:<i>ihi</i>, <i>ilo</i>:<i>ihi</i>). If <i>wantz</i> is <i>.FALSE.</i> , <i>z</i> is not referenced.</p>

info

(The output values of *z* when *info* > 0 are given under the description of the *info* parameter below.)

INTEGER.

= 0: the execution is successful.

> 0: if *info* = *i*, then the routine failed to compute all the eigenvalues. Elements 1:*ilo*-1 and *i*+1:*n* of *wr* and *wi* contain those eigenvalues which have been successfully computed.

> 0: if *wantt* is .FALSE., then the remaining unconverged eigenvalues are the eigenvalues of the upper Hessenberg matrix rows and columns *ilo* through *info* of the final output value of *h*.

> 0: if *wantt* is .TRUE., then (initial value of *h*)**U* = *U**(final value of *h*, where *U* is an orthogonal/unitary matrix. The final value of *h* is upper Hessenberg and quasi-triangular/triangular in rows and columns *info*+1 through *ihi*.

> 0: if *wantz* is .TRUE., then (final value of *z*(*ilo*:*ihi*, *iloz*:*ihiz*))=(initial value of *z*(*ilo*:*ihi*, *iloz*:*ihiz*))**U*, where *U* is the orthogonal/unitary matrix in the previous expression (regardless of the value of *wantt*).

> 0: if *wantz* is .FALSE., then *z* is not accessed.

?laqr1

Sets a scalar multiple of the first column of the product of 2-by-2 or 3-by-3 matrix *H* and specified shifts.

Syntax

```
call slaqr1( n, h, ldh, sr1, si1, sr2, si2, v )
```

```
call dlaqr1( n, h, ldh, sr1, si1, sr2, si2, v )
```

```
call claqr1( n, h, ldh, s1, s2, v )
```

```
call zlaqr1( n, h, ldh, s1, s2, v )
```

Description

This routine is declared in `mk1_lapack.fi` for FORTRAN 77 interface and in `mk1_lapack.h` for C interface.

Given a 2-by-2 or 3-by-3 matrix H , this routine sets v to a scalar multiple of the first column of the product

$$K = (H - s1*I)*(H - s2*I), \text{ or } K = (H - (sr1 + i*si1)*I)*(H - (sr2 + i*si2)*I)$$

scaling to avoid overflows and most underflows.

It is assumed that either 1) $sr1 = sr2$ and $si1 = -si2$, or 2) $si1 = si2 = 0$.

This is useful for starting double implicit shift bulges in the QR algorithm.

Input Parameters

n	INTEGER. The order of the matrix H . n must be equal to 2 or 3.
$sr1, si2, sr2, si2$	REAL for <code>slaqr1</code> DOUBLE PRECISION for <code>dlaqr1</code> Shift values that define K in the formula above.
$s1, s2$	COMPLEX for <code>claqr1</code> COMPLEX*16 for <code>zlaqr1</code> . Shift values that define K in the formula above.
h	REAL for <code>slaqr1</code> DOUBLE PRECISION for <code>dlaqr1</code> COMPLEX for <code>claqr1</code> COMPLEX*16 for <code>zlaqr1</code> . Array, DIMENSION (ldh, n), contains 2-by-2 or 3-by-3 matrix H in the formula above.
ldh	INTEGER. The leading dimension of the array h just as declared in the calling routine. $ldh \geq n$.

Output Parameters

v	REAL for <code>slaqr1</code> DOUBLE PRECISION for <code>dlaqr1</code> COMPLEX for <code>claqr1</code>
-----	---

COMPLEX*16 for zlaqr1.
 Array with dimension (n) .
 A scalar multiple of the first column of the matrix K in the formula above.

?laqr2

Performs the orthogonal/unitary similarity transformation of a Hessenberg matrix to detect and deflate fully converged eigenvalues from a trailing principal submatrix (aggressive early deflation).

Syntax

```
call slaqr2( wantt, wantz, n, ktop, kbot, nw, h, ldh, iloz, ihiz, z, ldz, ns,
nd, sr, si, v, ldv, nh, t, ldt, nv, wv, ldwv, work, lwork )

call dlaqr2( wantt, wantz, n, ktop, kbot, nw, h, ldh, iloz, ihiz, z, ldz, ns,
nd, sr, si, v, ldv, nh, t, ldt, nv, wv, ldwv, work, lwork )

call claqr2( wantt, wantz, n, ktop, kbot, nw, h, ldh, iloz, ihiz, z, ldz, ns,
nd, sh, v, ldv, nh, t, ldt, nv, wv, ldwv, work, lwork )

call zlaqr2( wantt, wantz, n, ktop, kbot, nw, h, ldh, iloz, ihiz, z, ldz, ns,
nd, sh, v, ldv, nh, t, ldt, nv, wv, ldwv, work, lwork )
```

Description

This routine is declared in `mkl_lapack.fi` for FORTRAN 77 interface and in `mkl_lapack.h` for C interface.

The routine accepts as input an upper Hessenberg matrix H and performs an orthogonal/unitary similarity transformation designed to detect and deflate fully converged eigenvalues from a trailing principal submatrix. On output H has been overwritten by a new Hessenberg matrix that is a perturbation of an orthogonal/unitary similarity transformation of H . It is to be hoped that the final version of H has many zero subdiagonal entries.

This subroutine is identical to `?laqr3` except that it avoids recursion by calling `?lahqr` instead of `?laqr4`.

Input Parameters

`wantt` LOGICAL.

If *wantt* = `.TRUE.`, then the Hessenberg matrix *H* is fully updated so that the quasi-triangular/triangular Schur factor may be computed (in cooperation with the calling subroutine).

If *wantt* = `.FALSE.`, then only enough of *H* is updated to preserve the eigenvalues.

wantz LOGICAL.
If *wantz* = `.TRUE.`, then the orthogonal/unitary matrix *Z* is updated so that the orthogonal/unitary Schur factor may be computed (in cooperation with the calling subroutine).
If *wantz* = `.FALSE.`, then *Z* is not referenced.

n INTEGER. The order of the Hessenberg matrix *H* and (if *wantz* = `.TRUE.`) the order of the orthogonal/unitary matrix *Z*.

ktop INTEGER.
It is assumed that either *ktop*=1 or *h*(*ktop*,*ktop*-1)=0. *ktop* and *kbot* together determine an isolated block along the diagonal of the Hessenberg matrix.

kbot INTEGER.
It is assumed without a check that either *kbot*=*n* or *h*(*kbot*+1,*kbot*)=0. *ktop* and *kbot* together determine an isolated block along the diagonal of the Hessenberg matrix.

nw INTEGER.
Size of the deflation window. $1 \leq nw \leq (kbot-ktop+1)$.

h REAL for slaqr2
DOUBLE PRECISION for dlaqr2
COMPLEX for claqr2
COMPLEX*16 for zlaqr2.
Array, DIMENSION (*ldh*, *n*), on input the initial *n*-by-*n* section of *h* stores the Hessenberg matrix *H* undergoing aggressive early deflation.

ldh INTEGER. The leading dimension of the array *h* just as declared in the calling subroutine. *ldh* ≥ *n*.

iloz, *ihiz* INTEGER. Specify the rows of *Z* to which transformations must be applied if *wantz* is `.TRUE.`. $1 \leq iloz \leq ihiz \leq n$.

<i>z</i>	<p>REAL for slaqr2 DOUBLE PRECISION for dlaqr2 COMPLEX for claqr2 COMPLEX*16 for zlaqr2. Array, DIMENSION (<i>ldz</i>, <i>n</i>), contains the matrix <i>z</i> if <i>wantz</i> is .TRUE.. If <i>wantz</i> is .FALSE., then <i>z</i> is not referenced.</p>
<i>ldz</i>	<p>INTEGER. The leading dimension of the array <i>z</i> just as declared in the calling subroutine. $ldz \geq 1$.</p>
<i>v</i>	<p>REAL for slaqr2 DOUBLE PRECISION for dlaqr2 COMPLEX for claqr2 COMPLEX*16 for zlaqr2. Workspace array with dimension (<i>ldv</i>, <i>nw</i>). An <i>nw</i>-by-<i>nw</i> work array.</p>
<i>ldv</i>	<p>INTEGER. The leading dimension of the array <i>v</i> just as declared in the calling subroutine. $ldv \geq nw$.</p>
<i>nh</i>	<p>INTEGER. The number of column of <i>t</i>. $nh \geq nw$.</p>
<i>t</i>	<p>REAL for slaqr2 DOUBLE PRECISION for dlaqr2 COMPLEX for claqr2 COMPLEX*16 for zlaqr2. Workspace array with dimension (<i>ldt</i>, <i>nw</i>).</p>
<i>ldt</i>	<p>INTEGER. The leading dimension of the array <i>t</i> just as declared in the calling subroutine. $ldt \geq nw$.</p>
<i>nv</i>	<p>INTEGER. The number of rows of work array <i>wv</i> available for workspace. $nv \geq nw$.</p>
<i>wv</i>	<p>REAL for slaqr2 DOUBLE PRECISION for dlaqr2 COMPLEX for claqr2 COMPLEX*16 for zlaqr2. Workspace array with dimension (<i>ldwv</i>, <i>nw</i>).</p>
<i>ldwv</i>	<p>INTEGER. The leading dimension of the array <i>wv</i> just as declared in the calling subroutine. $ldwv \geq nw$.</p>
<i>work</i>	<p>REAL for slaqr2</p>

DOUBLE PRECISION for `dlaqr2`
 COMPLEX for `claqr2`
 COMPLEX*16 for `zlaqr2`.
 Workspace array with dimension `lwork`.

`lwork` INTEGER. The dimension of the array `work`.
`lwork=2*nw`) is sufficient, but for the optimal performance
 a greater workspace may be required.
 If `lwork=-1`, then the routine performs a workspace query:
 it estimates the optimal workspace size for the given values
 of the input parameters `n`, `nw`, `ktop`, and `kbot`. The estimate
 is returned in `work(1)`. No error messages related to the
`lwork` is issued by `xerbla`. Neither `H` nor `Z` are accessed.

Output Parameters

`h` On output `h` has been transformed by an orthogonal/unitary
 similarity transformation, perturbed, and the returned to
 Hessenberg form that (it is to be hoped) has some zero
 subdiagonal entries.

`work(1)` On exit `work(1)` is set to an estimate of the optimal value
 of `lwork` for the given values of the input parameters `n`,
`nw`, `ktop`, and `kbot`.

`z` If `wantz` is `.TRUE.`, then the orthogonal/unitary similarity
 transformation is accumulated into `z(ilo:ihiz, ilo:ihi)`
 from the right.
 If `wantz` is `.FALSE.`, then `z` is unreferenced.

`nd` INTEGER. The number of converged eigenvalues uncovered
 by the routine.

`ns` INTEGER. The number of unconverged, that is approximate
 eigenvalues returned in `sr`, `si` or in `sh` that may be used
 as shifts by the calling subroutine.

`sh` COMPLEX for `claqr2`
 COMPLEX*16 for `zlaqr2`.
 Arrays, DIMENSION (`kbot`).
 The approximate eigenvalues that may be used for shifts
 are stored in the `sh(kbot-nd-ns+1)` through the
`sh(kbot-nd)`.

sr, si

The converged eigenvalues are stored in the *sh(kbot-nd+1)* through the *sh(kbot)*.

REAL for slaqr2

DOUBLE PRECISION for dlaqr2

Arrays, DIMENSION (*kbot*) each.

The real and imaginary parts of the approximate eigenvalues that may be used for shifts are stored in the

sr(kbot-nd-ns+1) through the *sr(kbot-nd)*, and

si(kbot-nd-ns+1) through the *si(kbot-nd)*, respectively.

The real and imaginary parts of converged eigenvalues are stored in the *sr(kbot-nd+1)* through the *sr(kbot)*, and *si(kbot-nd+1)* through the *si(kbot)*, respectively.

!laqr3

Performs the orthogonal/unitary similarity transformation of a Hessenberg matrix to detect and deflate fully converged eigenvalues from a trailing principal submatrix (aggressive early deflation).

Syntax

```
call slaqr3( wantt, wantz, n, ktop, kbot, nw, h, ldh, iloz, ihiz, z, ldz, ns,
nd, sr, si, v, ldv, nh, t, ldt, nv, wv, ldwv, work, lwork )

call dlaqr3( wantt, wantz, n, ktop, kbot, nw, h, ldh, iloz, ihiz, z, ldz, ns,
nd, sr, si, v, ldv, nh, t, ldt, nv, wv, ldwv, work, lwork )

call claqr3( wantt, wantz, n, ktop, kbot, nw, h, ldh, iloz, ihiz, z, ldz, ns,
nd, sh, v, ldv, nh, t, ldt, nv, wv, ldwv, work, lwork )

call zlaqr3( wantt, wantz, n, ktop, kbot, nw, h, ldh, iloz, ihiz, z, ldz, ns,
nd, sh, v, ldv, nh, t, ldt, nv, wv, ldwv, work, lwork )
```

Description

This routine is declared in `mk1_lapack.fi` for FORTRAN 77 interface and in `mk1_lapack.h` for C interface.

The routine accepts as input an upper Hessenberg matrix H and performs an orthogonal/unitary similarity transformation designed to detect and deflate fully converged eigenvalues from a trailing principal submatrix. On output H has been overwritten by a new Hessenberg matrix that is a perturbation of an orthogonal/unitary similarity transformation of H . It is to be hoped that the final version of H has many zero subdiagonal entries.

Input Parameters

<i>wantt</i>	LOGICAL. If <i>wantt</i> = .TRUE., then the Hessenberg matrix H is fully updated so that the quasi-triangular/triangular Schur factor may be computed (in cooperation with the calling subroutine). If <i>wantt</i> = .FALSE., then only enough of H is updated to preserve the eigenvalues.
<i>wantz</i>	LOGICAL. If <i>wantz</i> = .TRUE., then the orthogonal/unitary matrix Z is updated so that the orthogonal/unitary Schur factor may be computed (in cooperation with the calling subroutine). If <i>wantz</i> = .FALSE., then Z is not referenced.
<i>n</i>	INTEGER. The order of the Hessenberg matrix H and (if <i>wantz</i> = .TRUE.) the order of the orthogonal/unitary matrix Z .
<i>ktop</i>	INTEGER. It is assumed that either $k_{top}=1$ or $h(k_{top}, k_{top}-1)=0$. k_{top} and k_{bot} together determine an isolated block along the diagonal of the Hessenberg matrix.
<i>kbot</i>	INTEGER. It is assumed without a check that either $k_{bot}=n$ or $h(k_{bot}+1, k_{bot})=0$. k_{top} and k_{bot} together determine an isolated block along the diagonal of the Hessenberg matrix.
<i>nw</i>	INTEGER. Size of the deflation window. $1 \leq nw \leq (k_{bot} - k_{top} + 1)$.
<i>h</i>	REAL for slaqr3 DOUBLE PRECISION for dlaqr3 COMPLEX for claqr3 COMPLEX*16 for zlaqr3.

	Array, DIMENSION (ldh, n), on input the initial n -by- n section of h stores the Hessenberg matrix H undergoing aggressive early deflation.
ldh	INTEGER. The leading dimension of the array h just as declared in the calling subroutine. $ldh \geq n$.
$iloz, ihiz$	INTEGER. Specify the rows of z to which transformations must be applied if $wantz$ is <code>.TRUE.</code> . $1 \leq iloz \leq ihiz \leq n$.
z	REAL for slaqr3 DOUBLE PRECISION for dlaqr3 COMPLEX for claqr3 COMPLEX*16 for zlaqr3. Array, DIMENSION (ldz, n), contains the matrix Z if $wantz$ is <code>.TRUE.</code> . If $wantz$ is <code>.FALSE.</code> , then z is not referenced.
ldz	INTEGER. The leading dimension of the array z just as declared in the calling subroutine. $ldz \geq 1$.
v	REAL for slaqr3 DOUBLE PRECISION for dlaqr3 COMPLEX for claqr3 COMPLEX*16 for zlaqr3. Workspace array with dimension (ldv, nw). An nw -by- nw work array.
ldv	INTEGER. The leading dimension of the array v just as declared in the calling subroutine. $ldv \geq nw$.
nh	INTEGER. The number of column of t . $nh \geq nw$.
t	REAL for slaqr3 DOUBLE PRECISION for dlaqr3 COMPLEX for claqr3 COMPLEX*16 for zlaqr3. Workspace array with dimension (ldt, nw).
ldt	INTEGER. The leading dimension of the array t just as declared in the calling subroutine. $ldt \geq nw$.
nv	INTEGER. The number of rows of work array wv available for workspace. $nv \geq nw$.

wv REAL for slaqr3
DOUBLE PRECISION for dlaqr3
COMPLEX for claqr3
COMPLEX*16 for zlaqr3.
Workspace array with dimension (*ldwv*, *nw*).

ldwv INTEGER. The leading dimension of the array *wv* just as declared in the calling subroutine. *ldwv* ≥ *nw*.

work REAL for slaqr3
DOUBLE PRECISION for dlaqr3
COMPLEX for claqr3
COMPLEX*16 for zlaqr3.
Workspace array with dimension *lwork*.

lwork INTEGER. The dimension of the array *work*.
lwork=2**nw*) is sufficient, but for the optimal performance a greater workspace may be required.
If *lwork*=-1, then the routine performs a workspace query: it estimates the optimal workspace size for the given values of the input parameters *n*, *nw*, *ktop*, and *kbot*. The estimate is returned in *work*(1). No error messages related to the *lwork* is issued by xerbla. Neither *H* nor *Z* are accessed.

Output Parameters

h On output *h* has been transformed by an orthogonal/unitary similarity transformation, perturbed, and the returned to Hessenberg form that (it is to be hoped) has some zero subdiagonal entries.

work(1) On exit *work*(1) is set to an estimate of the optimal value of *lwork* for the given values of the input parameters *n*, *nw*, *ktop*, and *kbot*.

z If *wantz* is .TRUE., then the orthogonal/unitary similarity transformation is accumulated into *z*(*iloz:ihiz*, *ilo:ihi*) from the right.
If *wantz* is .FALSE., then *z* is unreferenced.

nd INTEGER. The number of converged eigenvalues uncovered by the routine.

<i>ns</i>	INTEGER. The number of unconverged, that is approximate eigenvalues returned in <i>sr</i> , <i>si</i> or in <i>sh</i> that may be used as shifts by the calling subroutine.
<i>sh</i>	COMPLEX for <code>claqr3</code> COMPLEX*16 for <code>zlaqr3</code> . Arrays, DIMENSION (<i>kbot</i>). The approximate eigenvalues that may be used for shifts are stored in the <i>sh(kbot-nd-ns+1)</i> through the <i>sh(kbot-nd)</i> . The converged eigenvalues are stored in the <i>sh(kbot-nd+1)</i> through the <i>sh(kbot)</i> .
<i>sr</i> , <i>si</i>	REAL for <code>slaqr3</code> DOUBLE PRECISION for <code>dlaqr3</code> Arrays, DIMENSION (<i>kbot</i>) each. The real and imaginary parts of the approximate eigenvalues that may be used for shifts are stored in the <i>sr(kbot-nd-ns+1)</i> through the <i>sr(kbot-nd)</i> , and <i>si(kbot-nd-ns+1)</i> through the <i>si(kbot-nd)</i> , respectively. The real and imaginary parts of converged eigenvalues are stored in the <i>sr(kbot-nd+1)</i> through the <i>sr(kbot)</i> , and <i>si(kbot-nd+1)</i> through the <i>si(kbot)</i> , respectively.

?laqr4

Computes the eigenvalues of a Hessenberg matrix, and optionally the matrices from the Schur decomposition.

Syntax

```
call slaqr4( wantt, wantz, n, ilo, ihi, h, ldh, wr, wi, iloz, ihiz, z, ldz,
work, lwork, info )

call dlaqr4( wantt, wantz, n, ilo, ihi, h, ldh, wr, wi, iloz, ihiz, z, ldz,
work, lwork, info )

call claqr4( wantt, wantz, n, ilo, ihi, h, ldh, w, iloz, ihiz, z, ldz, work,
lwork, info )

call zlaqr4( wantt, wantz, n, ilo, ihi, h, ldh, w, iloz, ihiz, z, ldz, work,
lwork, info )
```

Description

This routine is declared in `mk1_lapack.fi` for FORTRAN 77 interface and in `mk1_lapack.h` for C interface.

The routine computes the eigenvalues of a Hessenberg matrix H , and, optionally, the matrices T and Z from the Schur decomposition $H = Z^* T^* Z^H$, where T is an upper quasi-triangular/triangular matrix (the Schur form), and Z is the orthogonal/unitary matrix of Schur vectors.

Optionally Z may be postmultiplied into an input orthogonal/unitary matrix Q so that this routine can give the Schur factorization of a matrix A which has been reduced to the Hessenberg form H by the orthogonal/unitary matrix Q : $A = Q^* H^* Q^H = (QZ)^* H^* (QZ)^H$.

This routine implements one level of recursion for `?laqr0`. It is a complete implementation of the small bulge multi-shift QR algorithm. It may be called by `?laqr0` and, for large enough deflation window size, it may be called by `?laqr3`. This routine is identical to `?laqr0` except that it calls `?laqr2` instead of `?laqr3`.

Input Parameters

<code>wantt</code>	LOGICAL. If <code>wantt = .TRUE.</code> , the full Schur form T is required; If <code>wantt = .FALSE.</code> , only eigenvalues are required.
<code>wantz</code>	LOGICAL. If <code>wantz = .TRUE.</code> , the matrix of Schur vectors Z is required; If <code>wantz = .FALSE.</code> , Schur vectors are not required.
<code>n</code>	INTEGER. The order of the Hessenberg matrix H . ($n \geq 0$).
<code>ilo, ihi</code>	INTEGER. It is assumed that H is already upper triangular in rows and columns $1:ilo-1$ and $ihi+1:n$, and if $ilo > 1$ then $h(ilo, ilo-1) = 0$. ilo and ihi are normally set by a previous call to <code>cgebal</code> , and then passed to <code>cgehrd</code> when the matrix output by <code>cgebal</code> is reduced to Hessenberg form. Otherwise, ilo and ihi should be set to 1 and n , respectively. If $n > 0$, then $1 \leq ilo \leq ihi \leq n$. If $n=0$, then $ilo=1$ and $ihi=0$
<code>h</code>	REAL for <code>slaqr4</code>

DOUBLE PRECISION for dlaqr4
 COMPLEX for claqr4
 COMPLEX*16 for zlaqr4.
Array, DIMENSION (*ldh*, *n*), contains the upper Hessenberg matrix *H*.

ldh INTEGER. The leading dimension of the array *h*. $ldh \geq \max(1, n)$.

iloz, *ihiz* INTEGER. Specify the rows of *z* to which transformations must be applied if *wantz* is .TRUE., $1 \leq iloz \leq ilo$; $ihl \leq ihiz \leq n$.

z REAL for slaqr4
 DOUBLE PRECISION for dlaqr4
 COMPLEX for claqr4
 COMPLEX*16 for zlaqr4.
Array, DIMENSION (*ldz*, *ihl*), contains the matrix *z* if *wantz* is .TRUE.. If *wantz* is .FALSE., *z* is not referenced.

ldz INTEGER. The leading dimension of the array *z*.
 If *wantz* is .TRUE., then $ldz \geq \max(1, ihiz)$. Otherwise, $ldz \geq 1$.

work REAL for slaqr4
 DOUBLE PRECISION for dlaqr4
 COMPLEX for claqr4
 COMPLEX*16 for zlaqr4.
Workspace array with dimension *lwork*.

lwork INTEGER. The dimension of the array *work*.
 $lwork \geq \max(1, n)$ is sufficient, but for the optimal performance a greater workspace may be required, typically as large as $6*n$.
 It is recommended to use the workspace query to determine the optimal workspace size. If *lwork*=-1, then the routine performs a workspace query: it estimates the optimal workspace size for the given values of the input parameters *n*, *ilo*, and *ihl*. The estimate is returned in *work*(1). No error messages related to the *lwork* is issued by xerbla. Neither *H* nor *z* are accessed.

Output Parameters

<i>h</i>	<p>If <i>info</i>=0 , and <i>wantt</i> is <i>.TRUE.</i> , then <i>h</i> contains the upper quasi-triangular/triangular matrix <i>T</i> from the Schur decomposition (the Schur form). If <i>info</i>=0 , and <i>wantt</i> is <i>.FALSE.</i> , then the contents of <i>h</i> are unspecified on exit. (The output values of <i>h</i> when <i>info</i> > 0 are given under the description of the <i>info</i> parameter below.) The routines may explicitly set <i>h</i>(<i>i</i>,<i>j</i>) for <i>i</i>><i>j</i> and <i>j</i>=1,2,...<i>ilo</i>-1 or <i>j</i>=<i>ihi</i>+1, <i>ihi</i>+2,...<i>n</i>.</p>
<i>work</i> (1)	<p>On exit <i>work</i>(1) contains the minimum value of <i>lwork</i> required for optimum performance.</p>
<i>w</i>	<p>COMPLEX for <i>claqr4</i> COMPLEX*16 for <i>zlaqr4</i>. Arrays, <i>DIMENSION</i>(<i>n</i>). The computed eigenvalues of <i>h</i>(<i>ilo:ihi</i>, <i>ilo:ihi</i>) are stored in <i>w</i>(<i>ilo:ihi</i>). If <i>wantt</i> is <i>.TRUE.</i> , then the eigenvalues are stored in the same order as on the diagonal of the Schur form returned in <i>h</i>, with <i>w</i>(<i>i</i>) = <i>h</i>(<i>i</i>,<i>i</i>).</p>
<i>wr</i> , <i>wi</i>	<p>REAL for <i>slaqr4</i> DOUBLE PRECISION for <i>dlaqr4</i> Arrays, <i>DIMENSION</i>(<i>ihi</i>) each. The real and imaginary parts, respectively, of the computed eigenvalues of <i>h</i>(<i>ilo:ihi</i>, <i>ilo:ihi</i>) are stored in the <i>wr</i>(<i>ilo:ihi</i>) and <i>wi</i>(<i>ilo:ihi</i>). If two eigenvalues are computed as a complex conjugate pair, they are stored in consecutive elements of <i>wr</i> and <i>wi</i>, say the <i>i</i>-th and (<i>i</i>+1)-th, with <i>wi</i>(<i>i</i>)> 0 and <i>wi</i>(<i>i</i>+1) < 0. If <i>wantt</i> is <i>.TRUE.</i> , then the eigenvalues are stored in the same order as on the diagonal of the Schur form returned in <i>h</i>, with <i>wr</i>(<i>i</i>) = <i>h</i>(<i>i</i>,<i>i</i>), and if <i>h</i>(<i>i:i</i>+1,<i>i:i</i>+1) is a 2-by-2 diagonal block, then <i>wi</i>(<i>i</i>)=sqrt(-<i>h</i>(<i>i</i>+1,<i>i</i>)*<i>h</i>(<i>i</i>,<i>i</i>+1)).</p>
<i>z</i>	<p>If <i>wantz</i> is <i>.TRUE.</i> , then <i>z</i>(<i>ilo:ihi</i>, <i>iloz:ihiz</i>) is replaced by <i>z</i>(<i>ilo:ihi</i>, <i>iloz:ihiz</i>)*<i>U</i>, where <i>U</i> is the orthogonal/unitary Schur factor of <i>h</i>(<i>ilo:ihi</i>, <i>ilo:ihi</i>). If <i>wantz</i> is <i>.FALSE.</i> , <i>z</i> is not referenced.</p>

info

(The output values of *z* when *info* > 0 are given under the description of the *info* parameter below.)

INTEGER.

= 0: the execution is successful.

> 0: if *info* = *i*, then the routine failed to compute all the eigenvalues. Elements 1:*ilo*-1 and *i*+1:*n* of *wr* and *wi* contain those eigenvalues which have been successfully computed.

> 0: if *wantt* is .FALSE., then the remaining unconverged eigenvalues are the eigenvalues of the upper Hessenberg matrix rows and columns *ilo* through *info* of the final output value of *h*.

> 0: if *wantt* is .TRUE., then (initial value of *h*)**U* = *U**(final value of *h*, where *U* is an orthogonal/unitary matrix. The final value of *h* is upper Hessenberg and quasi-triangular/triangular in rows and columns *info*+1 through *ihi*.

> 0: if *wantz* is .TRUE., then (final value of *z*(*ilo*:*ihi*, *iloz*:*ihiz*))=(initial value of *z*(*ilo*:*ihi*, *iloz*:*ihiz*))**U*, where *U* is the orthogonal/unitary matrix in the previous expression (regardless of the value of *wantt*).

> 0: if *wantz* is .FALSE., then *z* is not accessed.

?laqr5

Performs a single small-bulge multi-shift QR sweep.

Syntax

```
call slaqr5( wantt, wantz, kacc22, n, ktop, kbot, nshfts, sr, si, h, ldh,
            iloz, ihiz, z, ldz, v, ldv, u, ldu, nv, wv, ldwv, nh, wh, ldwh )

call dlaqr5( wantt, wantz, kacc22, n, ktop, kbot, nshfts, sr, si, h, ldh,
            iloz, ihiz, z, ldz, v, ldv, u, ldu, nv, wv, ldwv, nh, wh, ldwh )

call claqr5( wantt, wantz, kacc22, n, ktop, kbot, nshfts, s, h, ldh, iloz,
            ihiz, z, ldz, v, ldv, u, ldu, nv, wv, ldwv, nh, wh, ldwh )

call zlaqr5( wantt, wantz, kacc22, n, ktop, kbot, nshfts, s, h, ldh, iloz,
            ihiz, z, ldz, v, ldv, u, ldu, nv, wv, ldwv, nh, wh, ldwh )
```


Description

This routine is declared in `mk1_lapack.fi` for FORTRAN 77 interface and in `mk1_lapack.h` for C interface.

This auxiliary routine called by `?laqr0` performs a single small-bulge multi-shift QR sweep.

Input Parameters

<i>wantt</i>	LOGICAL. <i>wantt</i> = .TRUE. if the quasi-triangular/triangular Schur factor is computed. <i>wantt</i> is set to .FALSE. otherwise.
<i>wantz</i>	LOGICAL. <i>wantz</i> = .TRUE. if the orthogonal/unitary Schur factor is computed. <i>wantz</i> is set to .FALSE. otherwise.
<i>kacc22</i>	INTEGER. Possible values are 0, 1, or 2. Specifies the computation mode of far-from-diagonal orthogonal updates. = 0: the routine does not accumulate reflections and does not use matrix-matrix multiply to update far-from-diagonal matrix entries. = 1: the routine accumulates reflections and uses matrix-matrix multiply to update the far-from-diagonal matrix entries. = 2: the routine accumulates reflections, uses matrix-matrix multiply to update the far-from-diagonal matrix entries, and takes advantage of 2-by-2 block structure during matrix multiplies.
<i>n</i>	INTEGER. The order of the Hessenberg matrix <i>H</i> upon which the routine operates.
<i>ktop, kbot</i>	INTEGER. It is assumed without a check that either <i>ktop</i> =1 or <i>h(ktop,ktop-1)</i> =0, and either <i>kbot</i> = <i>n</i> or <i>h(kbot+1,kbot)</i> =0.
<i>nshfts</i>	INTEGER. Number of simultaneous shifts, must be positive and even.
<i>sr, si</i>	REAL for <code>slaqr5</code>

	DOUBLE PRECISION for dlaqr5 Arrays, DIMENSION (<i>nshfts</i>) each. <i>sr</i> contains the real parts and <i>si</i> contains the imaginary parts of the <i>nshfts</i> shifts of origin that define the multi-shift QR sweep.
<i>s</i>	COMPLEX for claqr5 COMPLEX*16 for zlaqr5. Arrays, DIMENSION (<i>nshfts</i>). <i>s</i> contains the shifts of origin that define the multi-shift QR sweep.
<i>h</i>	REAL for slaqr5 DOUBLE PRECISION for dlaqr5 COMPLEX for claqr5 COMPLEX*16 for zlaqr5. Array, DIMENSION (<i>ldh</i> , <i>n</i>), on input contains the Hessenberg matrix.
<i>ldh</i>	INTEGER. The leading dimension of the array <i>h</i> just as declared in the calling routine. $ldh \geq \max(1, n)$.
<i>iloz, ihiz</i>	INTEGER. Specify the rows of <i>z</i> to which transformations must be applied if <i>wantz</i> is .TRUE.. $1 \leq iloz \leq ihiz \leq n$.
<i>z</i>	REAL for slaqr5 DOUBLE PRECISION for dlaqr5 COMPLEX for claqr5 COMPLEX*16 for zlaqr5. Array, DIMENSION (<i>ldz</i> , <i>ihi</i>), contains the matrix <i>z</i> if <i>wantz</i> is .TRUE.. If <i>wantz</i> is .FALSE., then <i>z</i> is not referenced.
<i>ldz</i>	INTEGER. The leading dimension of the array <i>z</i> just as declared in the calling routine. $ldz \geq n$.
<i>v</i>	REAL for slaqr5 DOUBLE PRECISION for dlaqr5 COMPLEX for claqr5 COMPLEX*16 for zlaqr5. Workspace array with dimension (<i>ldv</i> , <i>nshfts</i> /2).

<i>ldv</i>	INTEGER. The leading dimension of the array <i>v</i> just as declared in the calling routine. $ldv \geq 3$.
<i>u</i>	REAL for slaqr5 DOUBLE PRECISION for dlaqr5 COMPLEX for claqr5 COMPLEX*16 for zlaqr5. Workspace array with dimension $(ldu, 3*nshfts-3)$.
<i>ldu</i>	INTEGER. The leading dimension of the array <i>u</i> just as declared in the calling routine. $ldu \geq 3*nshfts-3$.
<i>nh</i>	INTEGER. The number of column in the array <i>wh</i> available for workspace. $nh \geq 1$.
<i>wh</i>	REAL for slaqr5 DOUBLE PRECISION for dlaqr5 COMPLEX for claqr5 COMPLEX*16 for zlaqr5. Workspace array with dimension $(ldwh, nh)$
<i>ldwh</i>	INTEGER. The leading dimension of the array <i>wh</i> just as declared in the calling routine. $ldwh \geq 3*nshfts-3$
<i>nv</i>	INTEGER. The number of rows of the array <i>wv</i> available for workspace. $nv \geq 1$.
<i>wv</i>	REAL for slaqr5 DOUBLE PRECISION for dlaqr5 COMPLEX for claqr5 COMPLEX*16 for zlaqr5. Workspace array with dimension $(ldwv, 3*nshfts-3)$.
<i>ldwv</i>	INTEGER. The leading dimension of the array <i>wv</i> just as declared in the calling routine. $ldwv \geq nv$.

Output Parameters

<i>sr, si</i>	On output, may be reordered.
<i>h</i>	On output a multi-shift QR Sweep with shifts $sr(j)+i*si(j)$ or $s(j)$ is applied to the isolated diagonal block in rows and columns <i>k_{top}</i> through <i>k_{bot}</i> .

z If *wantz* is `.TRUE.`, then the QR Sweep orthogonal/unitary similarity transformation is accumulated into *z* (*iloz:ihiz*, *ilo:ihi*) from the right.
 If *wantz* is `.FALSE.`, then *z* is unreferenced.

?laqsb

Scales a symmetric band matrix, using scaling factors computed by ?pbequ.

Syntax

```
call slaqsb( uplo, n, kd, ab, ldab, s, scond, amax, equed )
call dlaqsb( uplo, n, kd, ab, ldab, s, scond, amax, equed )
call claqsb( uplo, n, kd, ab, ldab, s, scond, amax, equed )
call zlaqsb( uplo, n, kd, ab, ldab, s, scond, amax, equed )
```

Description

This routine is declared in `mkl_lapack.fi` for FORTRAN 77 interface and in `mkl_lapack.h` for C interface.

The routine equilibrates a symmetric band matrix *A* using the scaling factors in the vector *s*.

Input Parameters

<i>uplo</i>	CHARACTER*1. Specifies whether the upper or lower triangular part of the symmetric matrix <i>A</i> is stored. If <i>uplo</i> = 'U': upper triangular. If <i>uplo</i> = 'L': lower triangular.
<i>n</i>	INTEGER. The order of the matrix <i>A</i> . $n \geq 0$.
<i>kd</i>	INTEGER. The number of super-diagonals of the matrix <i>A</i> if <i>uplo</i> = 'U', or the number of sub-diagonals if <i>uplo</i> = 'L'. $kd \geq 0$.
<i>ab</i>	REAL for slaqsb

DOUBLE PRECISION for dlaqsb
 COMPLEX for claqsab
 COMPLEX*16 for zlaqsab
Array, DIMENSION (*ldab*,*n*). On entry, the upper or lower triangle of the symmetric band matrix *A*, stored in the first *kd*+1 rows of the array. The *j*-th column of *A* is stored in the *j*-th column of the array *ab* as follows:
 if *uplo* = 'U', $ab(kd+1+i-j, j) = A(i, j)$ for $\max(1, j-kd) \leq i \leq j$;
 if *uplo* = 'L', $ab(1+i-j, j) = A(i, j)$ for $j \leq i \leq \min(n, j+kd)$.

ldab INTEGER. The leading dimension of the array *ab*.
ldab $\geq kd+1$.

s REAL for slaqsb/claqsab
 DOUBLE PRECISION for dlaqsb/zlaqsab
Array, DIMENSION (*n*). The scale factors for *A*.

scond REAL for slaqsb/claqsab
 DOUBLE PRECISION for dlaqsb/zlaqsab
 Ratio of the smallest *s*(*i*) to the largest *s*(*i*).

amax REAL for slaqsb/claqsab
 DOUBLE PRECISION for dlaqsb/zlaqsab
 Absolute value of largest matrix entry.

Output Parameters

ab On exit, if *info* = 0, the triangular factor *U* or *L* from the Cholesky factorization $A = U^*U$ or $A = L^*L'$ of the band matrix *A*, in the same storage format as *A*.

equed CHARACTER*1.
 Specifies whether or not equilibration was done.
 If *equed* = 'N': No equilibration.
 If *equed* = 'Y': Equilibration was done, that is, *A* has been replaced by $\text{diag}(s) * A * \text{diag}(s)$.

Application Notes

The routine uses internal parameters *thresh*, *large*, and *small*, which have the following meaning. *thresh* is a threshold value used to decide if scaling should be based on the ratio of the scaling factors. If *scond* < *thresh*, scaling is done. *large* and *small* are threshold values used to decide if scaling should be done based on the absolute size of the largest matrix element. If *amax* > *large* or *amax* < *small*, scaling is done.

?laqsp

Scales a symmetric/Hermitian matrix in packed storage, using scaling factors computed by ?ppequ.

Syntax

```
call slaqsp( uplo, n, ap, s, acond, amax, equed )
call dlaqsp( uplo, n, ap, s, acond, amax, equed )
call claqsp( uplo, n, ap, s, acond, amax, equed )
call zlaqsp( uplo, n, ap, s, acond, amax, equed )
```

Description

This routine is declared in `mkl_lapack.fi` for FORTRAN 77 interface and in `mkl_lapack.h` for C interface.

The routine ?laqsp equilibrates a symmetric matrix *A* using the scaling factors in the vector *s*.

Input Parameters

<i>uplo</i>	CHARACTER*1. Specifies whether the upper or lower triangular part of the symmetric matrix <i>A</i> is stored. If <i>uplo</i> = 'U': upper triangular. If <i>uplo</i> = 'L': lower triangular.
<i>n</i>	INTEGER. The order of the matrix <i>A</i> . $n \geq 0$.
<i>ap</i>	REAL for slaqsp DOUBLE PRECISION for dlaqsp COMPLEX for claqsp

COMPLEX*16 for zlaqsp
 Array, DIMENSION $(n(n+1)/2)$.
 On entry, the upper or lower triangle of the symmetric matrix A , packed columnwise in a linear array. The j -th column of A is stored in the array ap as follows:
 if $uplo = 'U'$, $ap(i + (j-1)j/2) = A(i, j)$ for $1 \leq i \leq j$;
 if $uplo = 'L'$, $ap(i + (j-1)(2n-j)/2) = A(i, j)$ for $j \leq i \leq n$.

s REAL for slaqsp/claqsp
 DOUBLE PRECISION for dlaqsp/zlaqsp
 Array, DIMENSION (n) . The scale factors for A .

$scond$ REAL for slaqsp/claqsp
 DOUBLE PRECISION for dlaqsp/zlaqsp
 Ratio of the smallest $s(i)$ to the largest $s(i)$.

$amax$ REAL for slaqsp/claqsp
 DOUBLE PRECISION for dlaqsp/zlaqsp
 Absolute value of largest matrix entry.

Output Parameters

ap On exit, the equilibrated matrix: $\text{diag}(s) * A * \text{diag}(s)$, in the same storage format as A .

$equed$ CHARACTER*1.
 Specifies whether or not equilibration was done.
 If $equed = 'N'$: No equilibration.
 If $equed = 'Y'$: Equilibration was done, that is, A has been replaced by $\text{diag}(s) * A * \text{diag}(s)$.

Application Notes

The routine uses internal parameters $thresh$, $large$, and $small$, which have the following meaning. $thresh$ is a threshold value used to decide if scaling should be based on the ratio of the scaling factors. If $scond < thresh$, scaling is done. $large$ and $small$ are threshold values used to decide if scaling should be done based on the absolute size of the largest matrix element. If $amax > large$ or $amax < small$, scaling is done.

?laqsy

Scales a symmetric/Hermitian matrix, using scaling factors computed by ?poequ.

Syntax

```
call slaqsy( uplo, n, a, lda, s, scond, amax, equed )
call dlaqsy( uplo, n, a, lda, s, scond, amax, equed )
call claqsy( uplo, n, a, lda, s, scond, amax, equed )
call zlaqsy( uplo, n, a, lda, s, scond, amax, equed )
```

Description

This routine is declared in `mkl_lapack.fi` for FORTRAN 77 interface and in `mkl_lapack.h` for C interface.

The routine equilibrates a symmetric matrix *A* using the scaling factors in the vector *s*.

Input Parameters

<i>uplo</i>	CHARACTER*1. Specifies whether the upper or lower triangular part of the symmetric matrix <i>A</i> is stored. If <i>uplo</i> = 'U': upper triangular. If <i>uplo</i> = 'L': lower triangular.
<i>n</i>	INTEGER. The order of the matrix <i>A</i> . $n \geq 0$.
<i>a</i>	REAL for slaqsy DOUBLE PRECISION for dlaqsy COMPLEX for claqsy COMPLEX*16 for zlaqsy Array, DIMENSION (<i>lda</i> , <i>n</i>). On entry, the symmetric matrix <i>A</i> . If <i>uplo</i> = 'U', the leading <i>n</i> -by- <i>n</i> upper triangular part of <i>a</i> contains the upper triangular part of the matrix <i>A</i> , and the strictly lower triangular part of <i>a</i> is not referenced.

If *uplo* = 'L', the leading *n*-by-*n* lower triangular part of *a* contains the lower triangular part of the matrix *A*, and the strictly upper triangular part of *a* is not referenced.

lda INTEGER. The leading dimension of the array *a*.
 $lda \geq \max(n, 1)$.

s REAL for slaqsy/claqsy
 DOUBLE PRECISION for dlaqsy/zlaqsy
 Array, DIMENSION (*n*). The scale factors for *A*.

scond REAL for slaqsy/claqsy
 DOUBLE PRECISION for dlaqsy/zlaqsy
 Ratio of the smallest *s*(*i*) to the largest *s*(*i*).

amax REAL for slaqsy/claqsy
 DOUBLE PRECISION for dlaqsy/zlaqsy
 Absolute value of largest matrix entry.

Output Parameters

a On exit, if *equed* = 'Y', the equilibrated matrix:
 $\text{diag}(s) * A * \text{diag}(s)$.

equed CHARACTER*1.
 Specifies whether or not equilibration was done.
 If *equed* = 'N': No equilibration.
 If *equed* = 'Y': Equilibration was done, i.e., *A* has been
 replaced by $\text{diag}(s) * A * \text{diag}(s)$.

Application Notes

The routine uses internal parameters *thresh*, *large*, and *small*, which have the following meaning. *thresh* is a threshold value used to decide if scaling should be based on the ratio of the scaling factors. If *scond* < *thresh*, scaling is done. *large* and *small* are threshold values used to decide if scaling should be done based on the absolute size of the largest matrix element. If *amax* > *large* or *amax* < *small*, scaling is done.

?laqtr

Solves a real quasi-triangular system of equations, or a complex quasi-triangular system of special form, in real arithmetic.

Syntax

```
call slaqtr( ltran, lreal, n, t, ldt, b, w, scale, x, work, info )
call dlaqtr( ltran, lreal, n, t, ldt, b, w, scale, x, work, info )
```

Description

This routine is declared in `mkl_lapack.fi` for FORTRAN 77 interface and in `mkl_lapack.h` for C interface.

The routine ?laqtr solves the real quasi-triangular system

$\text{op}(T) * p = \text{scale} * c$, if `lreal = .TRUE.`

or the complex quasi-triangular systems

$\text{op}(T + iB) * (p+iq) = \text{scale} * (c+id)$, if `lreal = .FALSE.`

in real arithmetic, where T is upper quasi-triangular.

If `lreal = .FALSE.`, then the first diagonal block of T must be 1-by-1, B is the specially structured matrix

$$B = \begin{bmatrix} b_1 & b_2 & \dots & \dots & b_n \\ & W & & & \\ & & W & & \\ & & & \dots & \\ & & & & W \end{bmatrix}$$

$\text{op}(A) = A$ or A' , A' denotes the conjugate transpose of matrix A .

On input,

$$x = \begin{bmatrix} c \\ d \end{bmatrix}, \text{ on output } x = \begin{bmatrix} p \\ q \end{bmatrix}$$

This routine is designed for the condition number estimation in routine `?trsna`.

Input Parameters

<i>ltran</i>	LOGICAL. On entry, <i>ltran</i> specifies the option of conjugate transpose: = <code>.FALSE.</code> , $\text{op}(T + iB) = T + iB$, = <code>.TRUE.</code> , $\text{op}(T + iB) = (T + iB)'$.
<i>lreal</i>	LOGICAL. On entry, <i>lreal</i> specifies the input matrix structure: = <code>.FALSE.</code> , the input is complex = <code>.TRUE.</code> , the input is real.
<i>n</i>	INTEGER. On entry, <i>n</i> specifies the order of $T + iB$. $n \geq 0$.
<i>t</i>	REAL for <code>slaqtr</code> DOUBLE PRECISION for <code>dlaqtr</code> Array, dimension (ldt, n) . On entry, <i>t</i> contains a matrix in Schur canonical form. If <i>lreal</i> = <code>.FALSE.</code> , then the first diagonal block of <i>t</i> must be 1-by-1.
<i>ldt</i>	INTEGER. The leading dimension of the matrix <i>T</i> . $ldt \geq \max(1, n)$.
<i>b</i>	REAL for <code>slaqtr</code> DOUBLE PRECISION for <code>dlaqtr</code> Array, dimension (n) . On entry, <i>b</i> contains the elements to form the matrix <i>B</i> as described above. If <i>lreal</i> = <code>.TRUE.</code> , <i>b</i> is not referenced.
<i>w</i>	REAL for <code>slaqtr</code> DOUBLE PRECISION for <code>dlaqtr</code> On entry, <i>w</i> is the diagonal element of the matrix <i>B</i> . If <i>lreal</i> = <code>.TRUE.</code> , <i>w</i> is not referenced.

<i>x</i>	REAL for slaqtr DOUBLE PRECISION for dlaqtr Array, dimension $(2n)$. On entry, <i>x</i> contains the right hand side of the system.
<i>work</i>	REAL for slaqtr DOUBLE PRECISION for dlaqtr Workspace array, dimension (n) .

Output Parameters

<i>scale</i>	REAL for slaqtr DOUBLE PRECISION for dlaqtr On exit, <i>scale</i> is the scale factor.
<i>x</i>	On exit, <i>x</i> is overwritten by the solution.
<i>info</i>	INTEGER. If <i>info</i> = 0: successful exit. If <i>info</i> = 1: the some diagonal 1-by-1 block has been perturbed by a small number <i>smin</i> to keep nonsingularity. If <i>info</i> = 2: the some diagonal 2-by-2 block has been perturbed by a small number in ?1a1n2 to keep nonsingularity.



NOTE. For higher speed, this routine does not check the inputs for errors.

?lar1v

Computes the (scaled) r -th column of the inverse of the submatrix in rows $b1$ through bn of tridiagonal matrix.

Syntax

```
call slar1v( n, b1, bn, lambda, d, l, ld, lld, pivmin, gaptol, z, wantnc,
negcnt, ztz, mingma, r, isuppz, nrminv, resid, rqcorr, work )

call dlar1v( n, b1, bn, lambda, d, l, ld, lld, pivmin, gaptol, z, wantnc,
negcnt, ztz, mingma, r, isuppz, nrminv, resid, rqcorr, work )
```

```
call clarlv( n, b1, bn, lambda, d, l, ld, lld, pivmin, gaptol, z, wantnc,
negcnt, ztz, mingma, r, isuppz, nrminv, resid, rqcrr, work )

call zlarlv( n, b1, bn, lambda, d, l, ld, lld, pivmin, gaptol, z, wantnc,
negcnt, ztz, mingma, r, isuppz, nrminv, resid, rqcrr, work )
```

Description

This routine is declared in `mk1_lapack.fi` for FORTRAN 77 interface and in `mk1_lapack.h` for C interface.

The routine `?larlv` computes the (scaled) r -th column of the inverse of the submatrix in rows $b1$ through bn of the tridiagonal matrix $L^*D*L^T - \lambda^*I$. When λ is close to an eigenvalue, the computed vector is an accurate eigenvector. Usually, r corresponds to the index where the eigenvector is largest in magnitude.

The following steps accomplish this computation :

- Stationary qd transform, $L^*D*L^T - \lambda^*I = L(+)*D(+)*L(+)^T$
- Progressive qd transform, $L^*D*L^T - \lambda^*I = U(-)*D(-)*U(-)^T$,
- Computation of the diagonal elements of the inverse of $L^*D*L^T - \lambda^*I$ by combining the above transforms, and choosing r as the index where the diagonal of the inverse is (one of the) largest in magnitude.
- Computation of the (scaled) r -th column of the inverse using the twisted factorization obtained by combining the top part of the stationary and the bottom part of the progressive transform.

Input Parameters

<i>n</i>	INTEGER. The order of the matrix L^*D*L^T .
<i>b1</i>	INTEGER. First index of the submatrix of L^*D*L^T .
<i>bn</i>	INTEGER. Last index of the submatrix of L^*D*L^T .
<i>lambda</i>	REAL for <code>slarlv</code> / <code>clarlv</code> DOUBLE PRECISION for <code>dlarlv</code> / <code>zlarlv</code> The shift. To compute an accurate eigenvector, <i>lambda</i> should be a good approximation to an eigenvalue of L^*D*L^T .
<i>l</i>	REAL for <code>slarlv</code> / <code>clarlv</code> DOUBLE PRECISION for <code>dlarlv</code> / <code>zlarlv</code>

	<p>Array, DIMENSION ($n-1$).</p> <p>The ($n-1$) subdiagonal elements of the unit bidiagonal matrix L, in elements 1 to $n-1$.</p>
<i>d</i>	<p>REAL for slarlv/clarlv</p> <p>DOUBLE PRECISION for dlarlv/zlarlv</p> <p>Array, DIMENSION (n).</p> <p>The n diagonal elements of the diagonal matrix D.</p>
<i>ld</i>	<p>REAL for slarlv/clarlv</p> <p>DOUBLE PRECISION for dlarlv/zlarlv</p> <p>Array, DIMENSION ($n-1$).</p> <p>The $n-1$ elements $L_i * D_i$.</p>
<i>lld</i>	<p>REAL for slarlv/clarlv</p> <p>DOUBLE PRECISION for dlarlv/zlarlv</p> <p>Array, DIMENSION ($n-1$).</p> <p>The $n-1$ elements $L_i * L_i * D_i$.</p>
<i>pivmin</i>	<p>REAL for slarlv/clarlv</p> <p>DOUBLE PRECISION for dlarlv/zlarlv</p> <p>The minimum pivot in the Sturm sequence.</p>
<i>gaptol</i>	<p>REAL for slarlv/clarlv</p> <p>DOUBLE PRECISION for dlarlv/zlarlv</p> <p>Tolerance that indicates when eigenvector entries are negligible with respect to their contribution to the residual.</p>
<i>z</i>	<p>REAL for slarlv</p> <p>DOUBLE PRECISION for dlarlv</p> <p>COMPLEX for clarlv</p> <p>COMPLEX*16 for zlarlv</p> <p>Array, DIMENSION (n). All entries of z must be set to 0.</p>
<i>wantnc</i>	<p>LOGICAL.</p> <p>Specifies whether <i>negcnt</i> has to be computed.</p>
<i>r</i>	<p>INTEGER.</p> <p>The twist index for the twisted factorization used to compute z. On input, $0 \leq r \leq n$. If r is input as 0, r is set to the index where $(L * D * L^T - \text{lambda} * I)^{-1}$ is largest in magnitude. If $1 \leq r \leq n$, r is unchanged.</p>
<i>work</i>	<p>REAL for slarlv/clarlv</p> <p>DOUBLE PRECISION for dlarlv/zlarlv</p>

Workspace array, DIMENSION (4*n).

Output Parameters

<i>z</i>	REAL for slarlv DOUBLE PRECISION for dlarlv COMPLEX for clarlv COMPLEX*16 for zlarlv Array, DIMENSION (n). The (scaled) <i>r</i> -th column of the inverse. <i>z</i> (<i>r</i>) is returned to be 1.
<i>negcnt</i>	INTEGER. If <i>wantnc</i> is .TRUE. then <i>negcnt</i> = the number of pivots < <i>pivmin</i> in the matrix factorization $L^*D^*L^T$, and <i>negcnt</i> = -1 otherwise.
<i>ztz</i>	REAL for slarlv/clarlv DOUBLE PRECISION for dlarlv/zlarlv The square of the 2-norm of <i>z</i> .
<i>mingma</i>	REAL for slarlv/clarlv DOUBLE PRECISION for dlarlv/zlarlv The reciprocal of the largest (in magnitude) diagonal element of the inverse of $L^*D^*L^T - \text{lambda}^*I$.
<i>r</i>	On output, <i>r</i> is the twist index used to compute <i>z</i> . Ideally, <i>r</i> designates the position of the maximum entry in the eigenvector.
<i>isuppz</i>	INTEGER. Array, DIMENSION (2). The support of the vector in <i>z</i> , that is, the vector <i>z</i> is nonzero only in elements <i>isuppz</i> (1) through <i>isuppz</i> (2).
<i>nrminv</i>	REAL for slarlv/clarlv DOUBLE PRECISION for dlarlv/zlarlv Equals 1/sqrt(<i>ztz</i>).
<i>resid</i>	REAL for slarlv/clarlv DOUBLE PRECISION for dlarlv/zlarlv The residual of the FP vector. $\text{resid} = \text{ABS}(\text{mingma}) / \text{sqrt}(\text{ztz})$.
<i>rqcorr</i>	REAL for slarlv/clarlv DOUBLE PRECISION for dlarlv/zlarlv The Rayleigh Quotient correction to <i>lambda</i> . $\text{rqcorr} = \text{mingma} / \text{ztz}$.

?lar2v

Applies a vector of plane rotations with real cosines and real/complex sines from both sides to a sequence of 2-by-2 symmetric/Hermitian matrices.

Syntax

```
call slar2v( n, x, y, z, incx, c, s, incc )
call dlar2v( n, x, y, z, incx, c, s, incc )
call clar2v( n, x, y, z, incx, c, s, incc )
call zlar2v( n, x, y, z, incx, c, s, incc )
```

Description

This routine is declared in `mkl_lapack.fi` for FORTRAN 77 interface and in `mkl_lapack.h` for C interface.

The routine `?lar2v` applies a vector of real/complex plane rotations with real cosines from both sides to a sequence of 2-by-2 real symmetric or complex Hermitian matrices, defined by the elements of the vectors `x`, `y` and `z`. For $i = 1, 2, \dots, n$

$$\begin{bmatrix} x_i & z_i \\ \text{conjg}(z_i) & y_i \end{bmatrix} := \begin{bmatrix} c(i) & \text{conjg}(s(i)) \\ -s(i) & c(i) \end{bmatrix} \begin{bmatrix} x_i & z_i \\ \text{conjg}(z_i) & y_i \end{bmatrix} \begin{bmatrix} c(i) & -\text{conjg}(s(i)) \\ s(i) & c(i) \end{bmatrix}$$

Input Parameters

<code>n</code>	INTEGER. The number of plane rotations to be applied.
<code>x, y, z</code>	REAL for <code>slar2v</code> DOUBLE PRECISION for <code>dlar2v</code> COMPLEX for <code>clar2v</code> COMPLEX*16 for <code>zlar2v</code> Arrays, DIMENSION $(1+(n-1)*incx)$ each. Contain the vectors <code>x</code> , <code>y</code> and <code>z</code> , respectively. For all flavors of <code>?lar2v</code> , elements of <code>x</code> and <code>y</code> are assumed to be real.
<code>incx</code>	INTEGER. The increment between elements of <code>x</code> , <code>y</code> , and <code>z</code> . <code>incx</code> > 0.

<i>c</i>	REAL for slar2v/clar2v DOUBLE PRECISION for dlar2v/zlar2v Array, DIMENSION (1+(<i>n</i> -1)* <i>incc</i>). The cosines of the plane rotations.
<i>s</i>	REAL for slar2v DOUBLE PRECISION for dlar2v COMPLEX for clar2v COMPLEX*16 for zlar2v Array, DIMENSION (1+(<i>n</i> -1)* <i>incc</i>). The sines of the plane rotations.
<i>incc</i>	INTEGER. The increment between elements of <i>c</i> and <i>s</i> . <i>incc</i> > 0.

Output Parameters

x, *y*, *z* Vectors *x*, *y* and *z*, containing the results of transform.

?larf

Applies an elementary reflector to a general rectangular matrix.

Syntax

```
call slarf( side, m, n, v, incv, tau, c, ldc, work )
call dlarf( side, m, n, v, incv, tau, c, ldc, work )
call clarf( side, m, n, v, incv, tau, c, ldc, work )
call zlarf( side, m, n, v, incv, tau, c, ldc, work )
```

Description

This routine is declared in `mk1_lapack.fi` for FORTRAN 77 interface and in `mk1_lapack.h` for C interface.

The routine applies a real/complex elementary reflector H to a real/complex m -by- n matrix C , from either the left or the right. H is represented in the form

$$H = I - \tau v v',$$

where τ is a real/complex scalar and v is a real/complex vector.

If $\tau = 0$, then H is taken to be the unit matrix. For `clarf/zlarf`, to apply H' (the conjugate transpose of H), supply `conjg(τ)` instead of τ .

Input Parameters

<i>side</i>	CHARACTER*1. If <i>side</i> = 'L': form H^*C If <i>side</i> = 'R': form C^*H .
<i>m</i>	INTEGER. The number of rows of the matrix <i>C</i> .
<i>n</i>	INTEGER. The number of columns of the matrix <i>C</i> .
<i>v</i>	REAL for <code>slarf</code> DOUBLE PRECISION for <code>dlarf</code> COMPLEX for <code>clarf</code> COMPLEX*16 for <code>zlarf</code> Array, DIMENSION (1 + (m-1)*abs(<i>incv</i>)) if <i>side</i> = 'L' or (1 + (n-1)*abs(<i>incv</i>)) if <i>side</i> = 'R'. The vector <i>v</i> in the representation of H . <i>v</i> is not used if $\tau = 0$.
<i>incv</i>	INTEGER. The increment between elements of <i>v</i> . <i>incv</i> \neq 0.
<i>tau</i>	REAL for <code>slarf</code> DOUBLE PRECISION for <code>dlarf</code> COMPLEX for <code>clarf</code> COMPLEX*16 for <code>zlarf</code> The value τ in the representation of H .
<i>c</i>	REAL for <code>slarf</code> DOUBLE PRECISION for <code>dlarf</code> COMPLEX for <code>clarf</code> COMPLEX*16 for <code>zlarf</code> Array, DIMENSION (<i>ldc</i> , <i>n</i>). On entry, the <i>m</i> -by- <i>n</i> matrix <i>C</i> .
<i>ldc</i>	INTEGER. The leading dimension of the array <i>c</i> . <i>ldc</i> $\geq \max(1, m)$.
<i>work</i>	REAL for <code>slarf</code> DOUBLE PRECISION for <code>dlarf</code> COMPLEX for <code>clarf</code>

COMPLEX*16 for `zlarf`
 Workspace array, DIMENSION
 (n) if `side = 'L'` or
 (m) if `side = 'R'`.

Output Parameters

`c` On exit, `c` is overwritten by the matrix H^*C if `side = 'L'`,
 or C^*H if `side = 'R'`.

?larfb

*Applies a block reflector or its
 transpose/conjugate-transpose to a general
 rectangular matrix.*

Syntax

```
call slarfb( side, trans, direct, storev, m, n, k, v, ldv, t, ldt, c, ldc,
work, ldwork )

call dlarfb( side, trans, direct, storev, m, n, k, v, ldv, t, ldt, c, ldc,
work, ldwork )

call clarfb( side, trans, direct, storev, m, n, k, v, ldv, t, ldt, c, ldc,
work, ldwork )

call zlarfb( side, trans, direct, storev, m, n, k, v, ldv, t, ldt, c, ldc,
work, ldwork )
```

Description

This routine is declared in `mk1_lapack.fi` for FORTRAN 77 interface and in `mk1_lapack.h` for C interface.

The routine `?larfb` applies a complex block reflector H or its transpose H' to a complex m -by- n matrix C from either left or right.

Input Parameters

`side` CHARACTER*1.
 If `side = 'L'`: apply H or H' from the left
 If `side = 'R'`: apply H or H' from the right

<i>trans</i>	<p>CHARACTER*1.</p> <p>If <i>trans</i> = 'N': apply <i>H</i> (No transpose)</p> <p>If <i>trans</i> = 'C': apply <i>H'</i> (Conjugate transpose)</p>
<i>direct</i>	<p>CHARACTER*1.</p> <p>Indicates how <i>H</i> is formed from a product of elementary reflectors</p> <p>If <i>direct</i> = 'F': $H = H(1) * H(2) * \dots * H(k)$ (forward)</p> <p>If <i>direct</i> = 'B': $H = H(k) * \dots * H(2) * H(1)$ (backward)</p>
<i>storev</i>	<p>CHARACTER*1.</p> <p>Indicates how the vectors which define the elementary reflectors are stored:</p> <p>If <i>storev</i> = 'C': Column-wise</p> <p>If <i>storev</i> = 'R': Row-wise</p>
<i>m</i>	INTEGER. The number of rows of the matrix <i>C</i> .
<i>n</i>	INTEGER. The number of columns of the matrix <i>C</i> .
<i>k</i>	INTEGER. The order of the matrix <i>T</i> (equal to the number of elementary reflectors whose product defines the block reflector).
<i>v</i>	<p>REAL for slarfb</p> <p>DOUBLE PRECISION for dlarfb</p> <p>COMPLEX for clarfb</p> <p>COMPLEX*16 for zlarfb</p> <p>Array, DIMENSION</p> <p>(<i>ldv</i>, <i>k</i>) if <i>storev</i> = 'C'</p> <p>(<i>ldv</i>, <i>m</i>) if <i>storev</i> = 'R' and <i>side</i> = 'L'</p> <p>(<i>ldv</i>, <i>n</i>) if <i>storev</i> = 'R' and <i>side</i> = 'R'</p> <p>The matrix <i>v</i>.</p>
<i>ldv</i>	<p>INTEGER. The leading dimension of the array <i>v</i>.</p> <p>If <i>storev</i> = 'C' and <i>side</i> = 'L', $ldv \geq \max(1, m)$;</p> <p>if <i>storev</i> = 'C' and <i>side</i> = 'R', $ldv \geq \max(1, n)$;</p> <p>if <i>storev</i> = 'R', $ldv \geq k$.</p>
<i>t</i>	<p>REAL for slarfb</p> <p>DOUBLE PRECISION for dlarfb</p> <p>COMPLEX for clarfb</p>

COMPLEX*16 for `zlarfb`
Array, DIMENSION (ldt, k).
 Contains the triangular k -by- k matrix T in the representation of the block reflector.

LDT INTEGER. The leading dimension of the array t .
 $ldt \geq k$.

c REAL for `slarfb`
 DOUBLE PRECISION for `dlarfb`
 COMPLEX for `clarfb`
 COMPLEX*16 for `zlarfb`
Array, DIMENSION (ldc, n).
 On entry, the m -by- n matrix C .

ldc INTEGER. The leading dimension of the array c .
 $ldc \geq \max(1, m)$.

work REAL for `slarfb`
 DOUBLE PRECISION for `dlarfb`
 COMPLEX for `clarfb`
 COMPLEX*16 for `zlarfb`
Workspace array, DIMENSION ($ldwork, k$).

ldwork INTEGER. The leading dimension of the array $work$.
 If $side = 'L'$, $ldwork \geq \max(1, n)$;
 if $side = 'R'$, $ldwork \geq \max(1, m)$.

Output Parameters

c On exit, c is overwritten by H^*C , or H'^*C , or C^*H , or C^*H' .

?larfg

Generates an elementary reflector (Householder matrix).

Syntax

```
call slarfg( n, alpha, x, incx, tau )
call dlarfg( n, alpha, x, incx, tau )
```

```
call clarfg( n, alpha, x, incx, tau )
call zlarfg( n, alpha, x, incx, tau )
```

Description

This routine is declared in `mkl_lapack.fi` for FORTRAN 77 interface and in `mkl_lapack.h` for C interface.

The routine `?larfg` generates a real/complex elementary reflector H of order n , such that

$$H^t * \begin{bmatrix} \alpha \\ x \end{bmatrix} = \begin{bmatrix} \beta \\ 0 \end{bmatrix}, H^t H = I,$$

where α and β are scalars (with β real for all flavors), and x is an $(n-1)$ -element real/complex vector. H is represented in the form

$$H = I - \tau \begin{bmatrix} 1 \\ v \end{bmatrix} \begin{bmatrix} 1 & v^t \end{bmatrix}$$

where τ is a real/complex scalar and v is a real/complex $(n-1)$ -element vector. Note that for `clarfg/zlarfg`, H is not Hermitian.

If the elements of x are all zero (and, for complex flavors, α is real), then $\tau = 0$ and H is taken to be the unit matrix.

Otherwise, $1 \leq \tau \leq 2$ (for real flavors), or

$1 \leq \text{Re}(\tau) \leq 2$ and $\text{abs}(\tau-1) \leq 1$ (for complex flavors).

Input Parameters

n	INTEGER. The order of the elementary reflector.
α	REAL for <code>slarfg</code> DOUBLE PRECISION for <code>dlarfg</code> COMPLEX for <code>clarfg</code> COMPLEX*16 for <code>zlarfg</code> On entry, the value α .
x	REAL for <code>slarfg</code>

DOUBLE PRECISION for dlarfg
 COMPLEX for clarfg
 COMPLEX*16 for zlarfg
 Array, DIMENSION (1+(n-2)*abs(*incx*)).
 On entry, the vector *x*.
incx INTEGER.
 The increment between elements of *x*. *incx* > 0.

Output Parameters

alpha On exit, it is overwritten with the value *beta*.
x On exit, it is overwritten with the vector *v*.
tau REAL for slarfg
 DOUBLE PRECISION for dlarfg
 COMPLEX for clarfg
 COMPLEX*16 for zlarfg The value *tau*.

?larft

Forms the triangular factor T of a block reflector H
 $= I - V^* T^* V^* H.$

Syntax

```
call slarft( direct, storev, n, k, v, ldv, tau, t, ldt )
call dlarft( direct, storev, n, k, v, ldv, tau, t, ldt )
call clarft( direct, storev, n, k, v, ldv, tau, t, ldt )
call zlarft( direct, storev, n, k, v, ldv, tau, t, ldt )
```

Description

This routine is declared in `mk1_lapack.fi` for FORTRAN 77 interface and in `mk1_lapack.h` for C interface.

The routine `?larft` forms the triangular factor T of a real/complex block reflector H of order n , which is defined as a product of k elementary reflectors.

If *direct* = 'F', $H = H(1) * H(2) * \dots * H(k)$ and T is upper triangular;

If *direct* = 'B', $H = H(k) * \dots * H(2) * H(1)$ and T is lower triangular.

If *storev* = 'C', the vector which defines the elementary reflector $H(i)$ is stored in the *i*-th column of the array *v*, and $H = I - V^*T^*V'$.

If *storev* = 'R', the vector which defines the elementary reflector $H(i)$ is stored in the *i*-th row of the array *v*, and $H = I - V'^*T^*V$.

Input Parameters

<i>direct</i>	<p>CHARACTER*1.</p> <p>Specifies the order in which the elementary reflectors are multiplied to form the block reflector:</p> <p>= 'F': $H = H(1) * H(2) * \dots * H(k)$ (forward)</p> <p>= 'B': $H = H(k) * \dots * H(2) * H(1)$ (backward)</p>
<i>storev</i>	<p>CHARACTER*1.</p> <p>Specifies how the vectors which define the elementary reflectors are stored (see also <i>Application Notes</i> below):</p> <p>= 'C': column-wise</p> <p>= 'R': row-wise.</p>
<i>n</i>	<p>INTEGER. The order of the block reflector <i>H</i>. $n \geq 0$.</p>
<i>k</i>	<p>INTEGER. The order of the triangular factor <i>T</i> (equal to the number of elementary reflectors). $k \geq 1$.</p>
<i>v</i>	<p>REAL for slarft</p> <p>DOUBLE PRECISION for dlarft</p> <p>COMPLEX for clarft</p> <p>COMPLEX*16 for zlarft</p> <p>Array, DIMENSION</p> <p>(<i>ldv</i>, <i>k</i>) if <i>storev</i> = 'C' or</p> <p>(<i>ldv</i>, <i>n</i>) if <i>storev</i> = 'R'.</p> <p>The matrix <i>V</i>.</p>
<i>ldv</i>	<p>INTEGER. The leading dimension of the array <i>v</i>.</p> <p>If <i>storev</i> = 'C', $ldv \geq \max(1, n)$;</p> <p>if <i>storev</i> = 'R', $ldv \geq k$.</p>
<i>tau</i>	<p>REAL for slarft</p> <p>DOUBLE PRECISION for dlarft</p> <p>COMPLEX for clarft</p> <p>COMPLEX*16 for zlarft</p>

Array, DIMENSION (k). $\tau(i)$ must contain the scalar factor of the elementary reflector $H(i)$.

ldt INTEGER. The leading dimension of the output array t . $ldt \geq k$.

Output Parameters

t REAL for slarft
DOUBLE PRECISION for dlarft
COMPLEX for clarft
COMPLEX*16 for zlarft
Array, DIMENSION (ldt, k). The k -by- k triangular factor T of the block reflector. If $direct = 'F'$, T is upper triangular; if $direct = 'B'$, T is lower triangular. The rest of the array is not used.

v The matrix V .

Application Notes

The shape of the matrix v and the storage of the vectors which define the $H(i)$ is best illustrated by the following example with $n = 5$ and $k = 3$. The elements equal to 1 are not stored; the corresponding array elements are modified but restored on exit. The rest of the array is not used.

$direct = 'F'$ and $storev = 'C'$: $direct = 'F'$ and $storev = 'R'$:

$$\begin{bmatrix} 1 & & & & \\ v_1 & 1 & & & \\ v_1 & v_2 & 1 & & \\ v_1 & v_2 & v_3 & & \\ v_1 & v_2 & v_3 & & \end{bmatrix}$$

$$\begin{bmatrix} 1 & v_1 & v_1 & v_1 & v_1 \\ & 1 & v_2 & v_2 & v_2 \\ & & 1 & v_3 & v_3 \end{bmatrix}$$

direct = 'B' and storev = 'C': *direct = 'B' and storev = 'R':*

$$\begin{bmatrix} v_1 & v_2 & v_3 \\ v_1 & v_2 & v_3 \\ 1 & v_2 & v_3 \\ & 1 & v_3 \\ & & 1 \end{bmatrix}$$

$$\begin{bmatrix} v_1 & v_1 & 1 & & \\ v_2 & v_2 & v_2 & 1 & \\ v_3 & v_3 & v_3 & v_3 & 1 \end{bmatrix}$$

?larfx

Applies an elementary reflector to a general rectangular matrix, with loop unrolling when the reflector has order less than or equal to 10.

Syntax

```
call slarfx( side, m, n, v, tau, c, ldc, work )
call dlarfx( side, m, n, v, tau, c, ldc, work )
call clarfx( side, m, n, v, tau, c, ldc, work )
call zlarfx( side, m, n, v, tau, c, ldc, work )
```

Description

This routine is declared in `mkl_lapack.fi` for FORTRAN 77 interface and in `mkl_lapack.h` for C interface.

The routine `?larfx` applies a real/complex elementary reflector H to a real/complex m -by- n matrix C , from either the left or the right.

H is represented in the form

$H = I - \tau v v'$, where τ is a real/complex scalar and v is a real/complex vector.

If $\tau = 0$, then H is taken to be the unit matrix

Input Parameters

<i>side</i>	<p>CHARACTER*1. If <i>side</i> = 'L': form H^*C If <i>side</i> = 'R': form C^*H.</p>
<i>m</i>	INTEGER. The number of rows of the matrix C .
<i>n</i>	INTEGER. The number of columns of the matrix C .
<i>v</i>	<p>REAL for slarfx DOUBLE PRECISION for dlarfx COMPLEX for clarfx COMPLEX*16 for zlarfx Array, DIMENSION (<i>m</i>) if <i>side</i> = 'L' or (<i>n</i>) if <i>side</i> = 'R'. The vector <i>v</i> in the representation of H.</p>
<i>tau</i>	<p>REAL for slarfx DOUBLE PRECISION for dlarfx COMPLEX for clarfx COMPLEX*16 for zlarfx The value <i>tau</i> in the representation of H.</p>
<i>c</i>	<p>REAL for slarfx DOUBLE PRECISION for dlarfx COMPLEX for clarfx COMPLEX*16 for zlarfx Array, DIMENSION (<i>ldc</i>,<i>n</i>). On entry, the m-by-n matrix C.</p>
<i>ldc</i>	INTEGER. The leading dimension of the array <i>c</i> . $lda \geq (1,m)$.
<i>work</i>	<p>REAL for slarfx DOUBLE PRECISION for dlarfx COMPLEX for clarfx COMPLEX*16 for zlarfx Workspace array, DIMENSION (<i>n</i>) if <i>side</i> = 'L' or (<i>m</i>) if <i>side</i> = 'R'. <i>work</i> is not referenced if H has order < 11.</p>

Output Parameters

c On exit, *C* is overwritten by the matrix H^*C if *side* = 'L', or C^*H if *side* = 'R'.

?largv

Generates a vector of plane rotations with real cosines and real/complex sines.

Syntax

```
call slargv( n, x, incx, y, incy, c, incc )
call dlargv( n, x, incx, y, incy, c, incc )
call clargv( n, x, incx, y, incy, c, incc )
call zlargv( n, x, incx, y, incy, c, incc )
```

Description

This routine is declared in `mkl_lapack.fi` for FORTRAN 77 interface and in `mkl_lapack.h` for C interface.

The routine generates a vector of real/complex plane rotations with real cosines, determined by elements of the real/complex vectors *x* and *y*.

For `slargv/dlargv`:

$$\begin{bmatrix} c(i) & s(i) \\ -s(i) & c(i) \end{bmatrix} \begin{bmatrix} x_i \\ y_i \end{bmatrix} = \begin{bmatrix} a_i \\ 0 \end{bmatrix}, \text{ for } i = 1, 2, \dots, n$$

For `clargv/zlargv`:

$$\begin{bmatrix} c(i) & s(i) \\ -\text{conjg}(s(i)) & c(i) \end{bmatrix} \begin{bmatrix} x_i \\ y_i \end{bmatrix} = \begin{bmatrix} r_i \\ 0 \end{bmatrix}, \text{ for } i = 1, 2, \dots, n$$

where $c(i)^2 + \text{abs}(s(i))^2 = 1$ and the following conventions are used (these are the same as in `clartg/zlartg` but differ from the BLAS Level 1 routine `crotg/zrotg`):

If $y_i = 0$, then $c(i) = 1$ and $s(i) = 0$;

If $x_i = 0$, then $c(i) = 0$ and $s(i)$ is chosen so that r_i is real.

Input Parameters

n	INTEGER. The number of plane rotations to be generated.
x, y	REAL for <code>slargv</code> DOUBLE PRECISION for <code>dlargv</code> COMPLEX for <code>clargv</code> COMPLEX*16 for <code>zlargv</code> Arrays, DIMENSION $(1+(n-1)*incx)$ and $(1+(n-1)*incy)$, respectively. On entry, the vectors x and y .
$incx$	INTEGER. The increment between elements of x . $incx > 0$.
$incy$	INTEGER. The increment between elements of y . $incy > 0$.
$incc$	INTEGER. The increment between elements of the output array c . $incc > 0$.

Output Parameters

x	On exit, $x(i)$ is overwritten by a_i (for real flavors), or by r_i (for complex flavors), for $i = 1, \dots, n$.
y	On exit, the sines $s(i)$ of the plane rotations.
c	REAL for <code>slargv/clargv</code> DOUBLE PRECISION for <code>dlargv/zlargv</code> Array, DIMENSION $(1+(n-1)*incc)$. The cosines of the plane rotations.

?larnv

Returns a vector of random numbers from a uniform or normal distribution.

Syntax

```
call slarnv( idist, iseed, n, x )
call dlarnv( idist, iseed, n, x )
call clarnv( idist, iseed, n, x )
call zlarnv( idist, iseed, n, x )
```

Description

This routine is declared in `mkl_lapack.fi` for FORTRAN 77 interface and in `mkl_lapack.h` for C interface.

The routine `?larnv` returns a vector of n random real/complex numbers from a uniform or normal distribution.

This routine calls the auxiliary routine `?laruv` to generate random real numbers from a uniform (0,1) distribution, in batches of up to 128 using vectorisable code. The Box-Muller method is used to transform numbers from a uniform to a normal distribution.

Input Parameters

<i>idist</i>	<p>INTEGER. Specifies the distribution of the random numbers:</p> <p>for <code>slarnv</code> and <code>dlarnv</code>:</p> <ul style="list-style-type: none"> = 1: uniform (0,1) = 2: uniform (-1,1) = 3: normal (0,1). <p>for <code>clarnv</code> and <code>zlarnv</code>:</p> <ul style="list-style-type: none"> = 1: real and imaginary parts each uniform (0,1) = 2: real and imaginary parts each uniform (-1,1) = 3: real and imaginary parts each normal (0,1) = 4: uniformly distributed on the disc $\text{abs}(z) < 1$ = 5: uniformly distributed on the circle $\text{abs}(z) = 1$
<i>iseed</i>	<p>INTEGER. Array, DIMENSION (4).</p> <p>On entry, the seed of the random number generator; the array elements must be between 0 and 4095, and <code>iseed(4)</code> must be odd.</p>

n INTEGER. The number of random numbers to be generated.

Output Parameters

x REAL for slarnv
DOUBLE PRECISION for dlarnv
COMPLEX for clarnv
COMPLEX*16 for zlarnv
Array, DIMENSION (*n*). The generated random numbers.

iseed On exit, the seed is updated.

?larra

Computes the splitting points with the specified threshold.

Syntax

```
call slarra( n, d, e, e2, spltol, tnrm, nsplit, isplit, info )
call dlarra( n, d, e, e2, spltol, tnrm, nsplit, isplit, info )
```

Description

This routine is declared in `mk1_lapack.fi` for FORTRAN 77 interface and in `mk1_lapack.h` for C interface.

The routine computes the splitting points with the specified threshold and sets any "small" off-diagonal elements to zero.

Input Parameters

n INTEGER. The order of the matrix ($n > 1$).

d REAL for slarra
DOUBLE PRECISION for dlarra
Array, DIMENSION (*n*).
Contains *n* diagonal elements of the tridiagonal matrix *T*.

e REAL for slarra
DOUBLE PRECISION for dlarra
Array, DIMENSION (*n*).

	First $(n-1)$ entries contain the subdiagonal elements of the tridiagonal matrix T ; $e(n)$ need not be set.
<i>e2</i>	REAL for slarra DOUBLE PRECISION for dlarra Array, DIMENSION (n) . First $(n-1)$ entries contain the squares of the subdiagonal elements of the tridiagonal matrix T ; $e2(n)$ need not be set.
<i>spltol</i>	REAL for slarra DOUBLE PRECISION for dlarra The threshold for splitting. Two criteria can be used: <i>spltol</i> <0 : criterion based on absolute off-diagonal value; <i>spltol</i> >0 : criterion that preserves relative accuracy.
<i>tnrm</i>	REAL for slarra DOUBLE PRECISION for dlarra The norm of the matrix.

Output Parameters

<i>e</i>	On exit, the entries $e(isplit(i))$, $1 \leq i \leq nsplit$, are set to zero, the other entries of e are untouched.
<i>e2</i>	On exit, the entries $e2(isplit(i))$, $1 \leq i \leq nsplit$, are set to zero.
<i>nsplit</i>	INTEGER. The number of blocks the matrix T splits into. $1 \leq nsplit \leq n$
<i>isplit</i>	INTEGER. Array, DIMENSION (n) . The splitting points, at which T breaks up into blocks. The first block consists of rows/columns 1 to $isplit(1)$, the second of rows/columns $isplit(1)+1$ through $isplit(2)$, and so on, and the $nsplit$ -th consists of rows/columns $isplit(nsplit-1)+1$ through $isplit(nsplit)=n$.
<i>info</i>	INTEGER. = 0: successful exit.

zlarrb

Provides limited bisection to locate eigenvalues for more accuracy.

Syntax

```
call slarrb( n, d, lld, ifirst, ilast, rtol1, rtol2, offset, w, wgap, werr,
work, iwork, pivmin, spdiam, twist, info )
```

```
call dlarrb( n, d, lld, ifirst, ilast, rtol1, rtol2, offset, w, wgap, werr,
work, iwork, pivmin, spdiam, twist, info )
```

Description

This routine is declared in `mkl_lapack.fi` for FORTRAN 77 interface and in `mkl_lapack.h` for C interface.

Given the relatively robust representation (RRR) $L^*D^*L^T$, the routine does “limited” bisection to refine the eigenvalues of $L^*D^*L^T$, $w(\text{ifirst}-\text{offset})$ through $w(\text{ilast}-\text{offset})$, to more accuracy. Initial guesses for these eigenvalues are input in w . The corresponding estimate of the error in these guesses and their gaps are input in $werr$ and $wgap$, respectively. During bisection, intervals $[left, right]$ are maintained by storing their mid-points and semi-widths in the arrays w and $werr$ respectively.

Input Parameters

<i>n</i>	INTEGER. The order of the matrix.
<i>d</i>	REAL for <code>slarrb</code> DOUBLE PRECISION for <code>dlarrb</code> Array, DIMENSION (<i>n</i>). The <i>n</i> diagonal elements of the diagonal matrix <i>D</i> .
<i>lld</i>	REAL for <code>slarrb</code> DOUBLE PRECISION for <code>dlarrb</code> Array, DIMENSION (<i>n</i> -1). The <i>n</i> -1 elements $L_i^*L_i^*D_i$.
<i>ifirst</i>	INTEGER. The index of the first eigenvalue to be computed.
<i>ilast</i>	INTEGER. The index of the last eigenvalue to be computed.
<i>rtol1, rtol2</i>	REAL for <code>slarrb</code> DOUBLE PRECISION for <code>dlarrb</code>

	<p>Tolerance for the convergence of the bisection intervals. An interval $[left, right]$ has converged if $RIGHT-LEFT.LT.MAX(rtol1*gap, rtol2*max(left , right))$, where gap is the (estimated) distance to the nearest eigenvalue.</p>
<i>offset</i>	<p>INTEGER. Offset for the arrays <i>w</i>, <i>wgap</i> and <i>werr</i>, that is, the <i>ifirst-offset</i> through <i>ilast-offset</i> elements of these arrays are to be used.</p>
<i>w</i>	<p>REAL for slarrb DOUBLE PRECISION for dlarrb Array, DIMENSION (<i>n</i>). On input, <i>w</i>(<i>ifirst-offset</i>) through <i>w</i>(<i>ilast-offset</i>) are estimates of the eigenvalues of $L*D*L^T$ indexed <i>ifirst</i> through <i>ilast</i>.</p>
<i>wgap</i>	<p>REAL for slarrb DOUBLE PRECISION for dlarrb Array, DIMENSION (<i>n</i>-1). The estimated gaps between consecutive eigenvalues of $L*D*L^T$, that is, <i>wgap</i>(<i>i</i>-<i>offset</i>) is the gap between eigenvalues <i>i</i> and <i>i</i>+1. Note that if <i>IFIRST</i>.EQ.<i>ILAST</i> then <i>wgap</i>(<i>ifirst-offset</i>) must be set to 0.</p>
<i>werr</i>	<p>REAL for slarrb DOUBLE PRECISION for dlarrb Array, DIMENSION (<i>n</i>). On input, <i>werr</i>(<i>ifirst-offset</i>) through <i>werr</i>(<i>ilast-offset</i>) are the errors in the estimates of the corresponding elements in <i>w</i>.</p>
<i>work</i>	<p>REAL for slarrb DOUBLE PRECISION for dlarrb Workspace array, DIMENSION (2*<i>n</i>).</p>
<i>pivmin</i>	<p>REAL for slarrb DOUBLE PRECISION for dlarrb The minimum pivot in the Sturm sequence.</p>
<i>spdiam</i>	<p>REAL for slarrb DOUBLE PRECISION for dlarrb The spectral diameter of the matrix.</p>
<i>twist</i>	<p>INTEGER. The twist index for the twisted factorization that is used for the negcount.</p>

$twist = n$: Compute negcount from $L^*D^*L^T - \lambda i$
 $= L_+^* D_+^* L_+^T$

$twist = n$: Compute negcount from $L^*D^*L^T - \lambda i$
 $= U_-^* D_-^* U_-^T$

$twist = n$: Compute negcount from $L^*D^*L^T - \lambda i$
 $= N_r^* D_r^* N_r$

iwork

INTEGER.

Workspace array, DIMENSION (2*n).

Output Parameters

w

On output, the estimates of the eigenvalues are "refined".

wgap

On output, the gaps are refined.

werr

On output, "refined" errors in the estimates of *w*.

info

INTEGER.

Error flag.

?larrc

Computes the number of eigenvalues of the symmetric tridiagonal matrix.

Syntax

```
call slarrc( jobt, n, vl, vu, d, e, pivmin, eigcnt, lcnt, rcnt, info )
```

```
call dlarrc( jobt, n, vl, vu, d, e, pivmin, eigcnt, lcnt, rcnt, info )
```

Description

This routine is declared in `mk1_lapack.fi` for FORTRAN 77 interface and in `mk1_lapack.h` for C interface.

The routine finds the number of eigenvalues of the symmetric tridiagonal matrix T or of its factorization $L^*D^*L^T$ in the specified interval.

Input Parameters

jobt

CHARACTER*1.

	= 'T': computes Sturm count for matrix T .
	= 'L': computes Sturm count for matrix $L^*D^*L^T$.
n	INTEGER. The order of the matrix. ($n > 1$).
vl, vu	REAL for slarrc DOUBLE PRECISION for dlarrc The lower and upper bounds for the eigenvalues.
d	REAL for slarrc DOUBLE PRECISION for dlarrc Array, DIMENSION (n). If $jobt = 'T'$: contains the n diagonal elements of the tridiagonal matrix T . If $jobt = 'L'$: contains the n diagonal elements of the diagonal matrix D .
e	REAL for slarrc DOUBLE PRECISION for dlarrc Array, DIMENSION (n). If $jobt = 'T'$: contains the $(n-1)$ offdiagonal elements of the matrix T . If $jobt = 'L'$: contains the $(n-1)$ offdiagonal elements of the matrix L .
$pivmin$	REAL for slarrc DOUBLE PRECISION for dlarrc The minimum pivot in the Sturm sequence for the matrix T .

Output Parameters

$eigcnt$	INTEGER. The number of eigenvalues of the symmetric tridiagonal matrix T that are in the half-open interval $(vl, vu]$.
$lcnt, rcnt$	INTEGER. The left and right negcounts of the interval.
$info$	INTEGER. Now it is not used and always is set to 0.

?larrrd

Computes the eigenvalues of a symmetric tridiagonal matrix to suitable accuracy.

Syntax

```
call slarrrd( range, order, n, vl, vu, il, iu, gers, reltol, d, e, e2, pivmin,
             nsplit, isplit, m, w, werr, wl, wu, iblock, indexw, work, iwork, info )
```

```
call dlarrrd( range, order, n, vl, vu, il, iu, gers, reltol, d, e, e2, pivmin,
             nsplit, isplit, m, w, werr, wl, wu, iblock, indexw, work, iwork, info )
```

Description

This routine is declared in `mkl_lapack.fi` for FORTRAN 77 interface and in `mkl_lapack.h` for C interface.

The routine computes the eigenvalues of a symmetric tridiagonal matrix T to suitable accuracy. This is an auxiliary code to be called from `?stemr`. The user may ask for all eigenvalues, all eigenvalues in the half-open interval $(vl, vu]$, or the il -th through iu -th eigenvalues.

To avoid overflow, the matrix must be scaled so that its largest element is no greater than $(\text{overflow}^{1/2} * \text{underflow}^{1/4})$ in absolute value, and for greatest accuracy, it should not be much smaller than that. (For more details see [Kahan66].)

Input Parameters

<i>range</i>	CHARACTER. = 'A': ("All") all eigenvalues will be found. = 'V': ("Value") all eigenvalues in the half-open interval $(vl, vu]$ will be found. = 'I': ("Index") the il -th through iu -th eigenvalues will be found.
<i>order</i>	CHARACTER. = 'B': ("By block") the eigenvalues will be grouped by split-off block (see <i>iblock</i> , <i>isplit</i> below) and ordered from smallest to largest within the block. = 'E': ("Entire matrix") the eigenvalues for the entire matrix will be ordered from smallest to largest.
<i>n</i>	INTEGER. The order of the tridiagonal matrix T ($n \geq 1$).

<i>vl,vu</i>	<p>REAL for slarrd DOUBLE PRECISION for dlarrrd If <i>range</i> = 'V': the lower and upper bounds of the interval to be searched for eigenvalues. Eigenvalues less than or equal to <i>vl</i>, or greater than <i>vu</i>, will not be returned. $vl < vu$. If <i>range</i> = 'A' or 'I': not referenced.</p>
<i>il,iu</i>	<p>INTEGER. If <i>range</i> = 'I': the indices (in ascending order) of the smallest and largest eigenvalues to be returned. $1 \leq il \leq iu \leq n$, if $n > 0$; $il=1$ and $iu=0$ if $n=0$. If <i>range</i> = 'A' or 'V': not referenced.</p>
<i>gers</i>	<p>REAL for slarrd DOUBLE PRECISION for dlarrrd Array, DIMENSION (2*n). The <i>n</i> Gerschgorin intervals (the <i>i</i>-th Gerschgorin interval is (<i>gers</i>(2*i-1), <i>gers</i>(2*i))).</p>
<i>reltol</i>	<p>REAL for slarrd DOUBLE PRECISION for dlarrrd The minimum relative width of an interval. When an interval is narrower than <i>reltol</i> times the larger (in magnitude) endpoint, then it is considered to be sufficiently small, that is converged. Note: this should always be at least <i>radix*machine epsilon</i>.</p>
<i>d</i>	<p>REAL for slarrd DOUBLE PRECISION for dlarrrd Array, DIMENSION (<i>n</i>). Contains <i>n</i> diagonal elements of the tridiagonal matrix <i>T</i>.</p>
<i>e</i>	<p>REAL for slarrd DOUBLE PRECISION for dlarrrd Array, DIMENSION (<i>n</i>-1). Contains (<i>n</i>-1) off-diagonal elements of the tridiagonal matrix <i>T</i>.</p>
<i>e2</i>	<p>REAL for slarrd DOUBLE PRECISION for dlarrrd Array, DIMENSION (<i>n</i>-1).</p>

	Contains $(n-1)$ squared off-diagonal elements of the tridiagonal matrix T .
<i>pivmin</i>	REAL for slarrd DOUBLE PRECISION for dlarrd The minimum pivot in the Sturm sequence for the matrix T .
<i>nsplit</i>	INTEGER. The number of diagonal blocks the matrix T . $1 \leq nsplit \leq n$
<i>isplit</i>	INTEGER. Arrays, DIMENSION (n) . The splitting points, at which T breaks up into submatrices. The first submatrix consists of rows/columns 1 to <i>isplit</i> (1), the second of rows/columns <i>isplit</i> (1)+1 through <i>isplit</i> (2), and so on, and the <i>nsplit</i> -th consists of rows/columns <i>isplit</i> (<i>nsplit</i> -1)+1 through <i>isplit</i> (<i>nsplit</i>)= n . (Only the first <i>nsplit</i> elements actually is used, but since the user cannot know a priori value of <i>nsplit</i> , n words must be reserved for <i>isplit</i> .)
<i>work</i>	REAL for slarrd DOUBLE PRECISION for dlarrd Workspace array, DIMENSION $(4*n)$.
<i>iwork</i>	INTEGER. Workspace array, DIMENSION $(4*n)$.

Output Parameters

<i>m</i>	INTEGER. The actual number of eigenvalues found. $0 \leq m \leq n$. (See also the description of <i>info</i> =2,3.)
<i>w</i>	REAL for slarrd DOUBLE PRECISION for dlarrd Array, DIMENSION (n) .

The first m elements of w contain the eigenvalue approximations. ?laprd computes an interval $I_j = (a_j, b_j]$ that includes eigenvalue j . The eigenvalue approximation is given as the interval midpoint $w(j) = (a_j + b_j) / 2$. The corresponding error is bounded by $werr(j) = \text{abs}(a_j - b_j) / 2$.

werr

REAL for slarrd
DOUBLE PRECISION for dlarrrd
Array, DIMENSION (n).

The error bound on the corresponding eigenvalue approximation in w .

wl, wu

REAL for slarrd
DOUBLE PRECISION for dlarrrd
The interval $(wl, wu]$ contains all the wanted eigenvalues.
If *range* = 'V': then $wl=v_l$ and $wu=v_u$.
If *range* = 'A': then wl and wu are the global Gerschgorin bounds on the spectrum.
If *range* = 'I': then wl and wu are computed by ?laebz from the index range specified.

iblock

INTEGER.
Array, DIMENSION (n).
At each row/column j where $e(j)$ is zero or small, the matrix T is considered to split into a block diagonal matrix.
If *info* = 0, then *iblock*(i) specifies to which block (from 1 to the number of blocks) the eigenvalue $w(i)$ belongs.
(The routine may use the remaining $n-m$ elements as workspace.)

indexw

INTEGER.
Array, DIMENSION (n).
The indices of the eigenvalues within each block (submatrix); for example, *indexw*(i) = j and *iblock*(i) = k imply that the i -th eigenvalue $w(i)$ is the j -th eigenvalue in block k .

info

INTEGER.
= 0: successful exit.
< 0: if *info* = $-i$, the i -th argument has an illegal value
> 0: some or all of the eigenvalues fail to converge or are not computed:

=1 or 3: bisection fail to converge for some eigenvalues; these eigenvalues are flagged by a negative block number. The effect is that the eigenvalues may not be as accurate as the absolute and relative tolerances.

=2 or 3: *range*='I' only: not all of the eigenvalues *il:iu* are found.

=4: *range*='I', and the Gershgorin interval initially used is too small. No eigenvalues are computed.

?larre

Given the tridiagonal matrix T , sets small off-diagonal elements to zero and for each unreduced block T_i , finds base representations and eigenvalues.

Syntax

```
call slarre( range, n, vl, vu, il, iu, d, e, e2, rtol1, rtol2, spltol, nsplit,
            isplit, m, w, werr, wgap, iblock, indexw, gers, pivmin, work, iwork, info )
call dlarre( range, n, vl, vu, il, iu, d, e, e2, rtol1, rtol2, spltol, nsplit,
            isplit, m, w, werr, wgap, iblock, indexw, gers, pivmin, work, iwork, info )
```

Description

This routine is declared in `mkl_lapack.fi` for FORTRAN 77 interface and in `mkl_lapack.h` for C interface.

To find the desired eigenvalues of a given real symmetric tridiagonal matrix T , the routine sets any “small” off-diagonal elements to zero, and for each unreduced block T_i , it finds

- a suitable shift at one end of the block spectrum
- the base representation, $T_i - \sigma_i * I = L_i * D_i * L_i^T$, and
- eigenvalues of each $L_i * D_i * L_i^T$.

The representations and eigenvalues found are then used by `?stemr` to compute the eigenvectors of a symmetric tridiagonal matrix. The accuracy varies depending on whether bisection is used to find a few eigenvalues or the `dqds` algorithm (subroutine `?lasq2`) to compute all and discard any unwanted one. As an added benefit, `?larre` also outputs the n Gerschgorin intervals for the matrices $L_i * D_i * L_i^T$.

Input Parameters

<i>range</i>	<p>CHARACTER.</p> <p>= 'A': ("All") all eigenvalues will be found.</p> <p>= 'V': ("Value") all eigenvalues in the half-open interval (<i>vl</i>, <i>vu</i>] will be found.</p> <p>= 'I': ("Index") the <i>il</i>-th through <i>iu</i>-th eigenvalues of the entire matrix will be found.</p>
<i>n</i>	INTEGER. The order of the matrix. $n > 0$.
<i>vl</i> , <i>vu</i>	<p>REAL for slarre</p> <p>DOUBLE PRECISION for dlarre</p> <p>If <i>range</i>='V', the lower and upper bounds for the eigenvalues. Eigenvalues less than or equal to <i>vl</i>, or greater than <i>vu</i>, are not returned. $vl < vu$.</p>
<i>il</i> , <i>iu</i>	<p>INTEGER.</p> <p>If <i>range</i>='I', the indices (in ascending order) of the smallest and largest eigenvalues to be returned. $1 \leq il \leq iu \leq n$.</p>
<i>d</i>	<p>REAL for slarre</p> <p>DOUBLE PRECISION for dlarre</p> <p>Array, DIMENSION (<i>n</i>).</p> <p>The <i>n</i> diagonal elements of the diagonal matrices <i>T</i>.</p>
<i>e</i>	<p>REAL for slarre</p> <p>DOUBLE PRECISION for dlarre</p> <p>Array, DIMENSION (<i>n</i>). The first (<i>n</i>-1) entries contain the subdiagonal elements of the tridiagonal matrix <i>T</i>; <i>e</i>(<i>n</i>) need not be set.</p>
<i>e2</i>	<p>REAL for slarre</p> <p>DOUBLE PRECISION for dlarre</p> <p>Array, DIMENSION (<i>n</i>). The first (<i>n</i>-1) entries contain the squares of the subdiagonal elements of the tridiagonal matrix <i>T</i>; <i>e2</i>(<i>n</i>) need not be set.</p>
<i>rtol1</i> , <i>rtol2</i>	<p>REAL for slarre</p> <p>DOUBLE PRECISION for dlarre</p>

Parameters for bisection. An interval $[LEFT, RIGHT]$ has converged if $RIGHT-LEFT.LT.MAX(rtol1*gap, rtol2*max(|LEFT|, |RIGHT|))$.

spltol REAL for slarre
DOUBLE PRECISION for dlarre
The threshold for splitting.

work REAL for slarre
DOUBLE PRECISION for dlarre
Workspace array, DIMENSION $(6*n)$.

iwork INTEGER.
Workspace array, DIMENSION $(5*n)$.

Output Parameters

vl, vu On exit, if *range*='I' or 'A', contain the bounds on the desired part of the spectrum.

d On exit, the n diagonal elements of the diagonal matrices D_i .

e On exit, the subdiagonal elements of the unit bidiagonal matrices L_i . The entries $e(isplit(i))$, $1 \leq i \leq nsplit$, contain the base points σ_i on output.

e2 On exit, the entries $e2(isplit(i))$, $1 \leq i \leq nsplit$, have been set to zero.

nsplit INTEGER. The number of blocks T splits into. $1 \leq nsplit \leq n$.

isplit INTEGER. Array, DIMENSION (n) . The splitting points, at which T breaks up into blocks. The first block consists of rows/columns 1 to $isplit(1)$, the second of rows/columns $isplit(1)+1$ through $isplit(2)$, etc., and the $nsplit$ -th consists of rows/columns $isplit(nsplit-1)+1$ through $isplit(nsplit)=n$.

m INTEGER. The total number of eigenvalues (of all the $L_i * D_i * L_i^T$) found.

w REAL for slarre
DOUBLE PRECISION for dlarre

	<p>Array, DIMENSION (n). The first m elements contain the eigenvalues. The eigenvalues of each of the blocks, $L_i * D_i * L_i^T$, are sorted in ascending order. The routine may use the remaining $n-m$ elements as workspace.</p>
<i>werr</i>	<p>REAL for slarre DOUBLE PRECISION for dlarre</p> <p>Array, DIMENSION (n). The error bound on the corresponding eigenvalue in w.</p>
<i>wgap</i>	<p>REAL for slarre DOUBLE PRECISION for dlarre</p> <p>Array, DIMENSION (n). The separation from the right neighbor eigenvalue in w. The gap is only with respect to the eigenvalues of the same block as each block has its own representation tree. Exception: at the right end of a block the left gap is stored.</p>
<i>iblock</i>	<p>INTEGER. Array, DIMENSION (n). The indices of the blocks (submatrices) associated with the corresponding eigenvalues in w; $iblock(i)=1$ if eigenvalue $w(i)$ belongs to the first block from the top, $=2$ if $w(i)$ belongs to the second block, etc.</p>
<i>indexw</i>	<p>INTEGER. Array, DIMENSION (n). The indices of the eigenvalues within each block (submatrix); for example, $indexw(i)=10$ and $iblock(i)=2$ imply that the i-th eigenvalue $w(i)$ is the 10-th eigenvalue in the second block.</p>
<i>gers</i>	<p>REAL for slarre DOUBLE PRECISION for dlarre</p> <p>Array, DIMENSION ($2*n$). The n Gerschgorin intervals (the i-th Gerschgorin interval is $(gers(2*i-1), gers(2*i))$).</p>
<i>pivmin</i>	<p>REAL for slarre DOUBLE PRECISION for dlarre</p> <p>The minimum pivot in the Sturm sequence for T.</p>
<i>info</i>	<p>INTEGER. If $info = 0$: successful exit If $info > 0$: A problem occurred in ?larre. If $info = 5$, the Rayleigh Quotient Iteration failed to converge to full accuracy.</p>

If *info* < 0: One of the called subroutines signaled an internal problem. Inspection of the corresponding parameter *info* for further information is required.

- If *info* = -1, there is a problem in ?larrrd
- If *info* = -2, no base representation could be found in *maxtry* iterations. Increasing *maxtry* and recompilation might be a remedy.
- If *info* = -3, there is a problem in ?larrrb when computing the refined root representation for ?lasq2.
- If *info* = -4, there is a problem in ?larrrb when performing bisection on the desired part of the spectrum.
- If *info* = -5, there is a problem in ?lasq2.
- If *info* = -6, there is a problem in ?lasq2.

See Also

- Auxiliary Routines
- ?stemr
- ?lasq2
- ?larrrb
- ?larrrd

?larrrf

Finds a new relatively robust representation such that at least one of the eigenvalues is relatively isolated.

Syntax

```
call slarrrf( n, d, l, ld, clstrt, clend, w, wgap, werr, spdiam, clgapl, clgapr,
             pivmin, sigma, dplus, lplus, work, info )
```

```
call dlarrrf( n, d, l, ld, clstrt, clend, w, wgap, werr, spdiam, clgapl, clgapr,
             pivmin, sigma, dplus, lplus, work, info )
```

Description

This routine is declared in `mkl_lapack.fi` for FORTRAN 77 interface and in `mkl_lapack.h` for C interface.

Given the initial representation $L*D*L^T$ and its cluster of close eigenvalues (in a relative measure), $w(clstrt), w(clstrt+1), \dots, w(clend)$, the routine `?larrf` finds a new relatively robust representation

$$L*D*L^T - \sigma_i * I = L(+)*D(+)*L(+)^T$$

such that at least one of the eigenvalues of $L(+)*D(+)*L(+)^T$ is relatively isolated.

Input Parameters

<i>n</i>	INTEGER. The order of the matrix (subblock, if the matrix is splitted).
<i>d</i>	REAL for <code>slarrf</code> DOUBLE PRECISION for <code>dlarrf</code> Array, DIMENSION (<i>n</i>). The <i>n</i> diagonal elements of the diagonal matrix <i>D</i> .
<i>l</i>	REAL for <code>slarrf</code> DOUBLE PRECISION for <code>dlarrf</code> Array, DIMENSION (<i>n</i> -1). The (<i>n</i> -1) subdiagonal elements of the unit bidiagonal matrix <i>L</i> .
<i>ld</i>	REAL for <code>slarrf</code> DOUBLE PRECISION for <code>dlarrf</code> Array, DIMENSION (<i>n</i> -1). The <i>n</i> -1 elements $L_i * D_i$.
<i>clstrt</i>	INTEGER. The index of the first eigenvalue in the cluster.
<i>clend</i>	INTEGER. The index of the last eigenvalue in the cluster.
<i>w</i>	REAL for <code>slarrf</code> DOUBLE PRECISION for <code>dlarrf</code> Array, DIMENSION $\geq (clend - clstrt + 1)$. The eigenvalue approximations of $L*D*L^T$ in ascending order. $w(clstrt)$ through $w(clend)$ form the cluster of relatively close eigenvalues.
<i>wgap</i>	REAL for <code>slarrf</code>

	DOUBLE PRECISION for dlarrf
	Array, DIMENSION $\geq (clend-clstrt+1)$. The separation from the right neighbor eigenvalue in w .
<i>werr</i>	REAL for slarrf
	DOUBLE PRECISION for dlarrf
	Array, DIMENSION $\geq (clend-clstrt+1)$. On input, <i>werr</i> contains the semiwidth of the uncertainty interval of the corresponding eigenvalue approximation in w .
<i>spdiam</i>	REAL for slarrf
	DOUBLE PRECISION for dlarrf
	Estimate of the spectral diameter obtained from the Gerschgorin intervals.
<i>clgapl, clgapr</i>	REAL for slarrf
	DOUBLE PRECISION for dlarrf
	Absolute gap on each end of the cluster. Set by the calling routine to protect against shifts too close to eigenvalues outside the cluster.
<i>pivmin</i>	REAL for slarrf
	DOUBLE PRECISION for dlarrf
	The minimum pivot allowed in the Sturm sequence.
<i>work</i>	REAL for slarrf
	DOUBLE PRECISION for dlarrf
	Workspace array, DIMENSION $(2*n)$.

Output Parameters

<i>wgap</i>	On output, the gaps are refined.
<i>sigma</i>	REAL for slarrf
	DOUBLE PRECISION for dlarrf
	The shift used to form $L(+) * D^*(+) * L(+)^T$.
<i>dplus</i>	REAL for slarrf
	DOUBLE PRECISION for dlarrf
	Array, DIMENSION (n) . The n diagonal elements of the diagonal matrix $D(+)$.
<i>lplus</i>	REAL for slarrf
	DOUBLE PRECISION for dlarrf

Array, DIMENSION (n). The first ($n-1$) elements of $lplus$ contain the subdiagonal elements of the unit bidiagonal matrix $L(+)$.

?larrj

Performs refinement of the initial estimates of the eigenvalues of the matrix T .

Syntax

```
call slarrj( n, d, e2, ifirst, ilast, rtol, offset, w, werr, work, iwork,
pivmin, spdiam, info )
```

```
call dlarrj( n, d, e2, ifirst, ilast, rtol, offset, w, werr, work, iwork,
pivmin, spdiam, info )
```

Description

This routine is declared in `mkl_lapack.fi` for FORTRAN 77 interface and in `mkl_lapack.h` for C interface.

Given the initial eigenvalue approximations of T , this routine does bisection to refine the eigenvalues of T , $w(ifirst-offset)$ through $w(ilast-offset)$, to more accuracy. Initial guesses for these eigenvalues are input in w , the corresponding estimate of the error in these guesses in $werr$. During bisection, intervals $[a,b]$ are maintained by storing their mid-points and semi-widths in the arrays w and $werr$ respectively.

Input Parameters

n	INTEGER. The order of the matrix T .
d	REAL for <code>slarrj</code> DOUBLE PRECISION for <code>dlarrj</code> Array, DIMENSION (n). Contains n diagonal elements of the matrix T .
$e2$	REAL for <code>slarrj</code> DOUBLE PRECISION for <code>dlarrj</code> Array, DIMENSION ($n-1$). Contains ($n-1$) squared sub-diagonal elements of the T .
$ifirst$	INTEGER. The index of the first eigenvalue to be computed.

<i>ilast</i>	<p>INTEGER.</p> <p>The index of the last eigenvalue to be computed.</p>
<i>rtol</i>	<p>REAL for slarrj DOUBLE PRECISION for dlarrj</p> <p>Tolerance for the convergence of the bisection intervals. An interval $[a,b]$ is considered to be converged if $(b-a) \leq rtol * \max(a , b)$.</p>
<i>offset</i>	<p>INTEGER.</p> <p>Offset for the arrays <i>w</i> and <i>werr</i>, that is the <i>ifirst</i>-offset through <i>ilast</i>-offset elements of these arrays are to be used.</p>
<i>w</i>	<p>REAL for slarrj DOUBLE PRECISION for dlarrj</p> <p>Array, DIMENSION (<i>n</i>).</p> <p>On input, <i>w</i>(<i>ifirst</i>-offset) through <i>w</i>(<i>ilast</i>-offset) are estimates of the eigenvalues of L^*D*L^T indexed <i>ifirst</i> through <i>ilast</i>.</p>
<i>werr</i>	<p>REAL for slarrj DOUBLE PRECISION for dlarrj</p> <p>Array, DIMENSION (<i>n</i>).</p> <p>On input, <i>werr</i>(<i>ifirst</i>-offset) through <i>werr</i>(<i>ilast</i>-offset) are the errors in the estimates of the corresponding elements in <i>w</i>.</p>
<i>work</i>	<p>REAL for slarrj DOUBLE PRECISION for dlarrj</p> <p>Workspace array, DIMENSION ($2*n$).</p>
<i>iwork</i>	<p>INTEGER.</p> <p>Workspace array, DIMENSION ($2*n$).</p>
<i>pivmin</i>	<p>REAL for slarrj DOUBLE PRECISION for dlarrj</p> <p>The minimum pivot in the Sturm sequence for the matrix <i>T</i>.</p>
<i>spdiam</i>	<p>REAL for slarrj DOUBLE PRECISION for dlarrj</p> <p>The spectral diameter of the matrix <i>T</i>.</p>

Output Parameters

<i>w</i>	On exit, contains the refined estimates of the eigenvalues.
<i>werr</i>	On exit, contains the refined errors in the estimates of the corresponding elements in <i>w</i> .
<i>info</i>	INTEGER. Now it is not used and always is set to 0.

?larrk

Computes one eigenvalue of a symmetric tridiagonal matrix T to suitable accuracy.

Syntax

```
call slarrk( n, iw, gl, gu, d, e2, pivmin, reltol, w, werr, info )
call dlarrk( n, iw, gl, gu, d, e2, pivmin, reltol, w, werr, info )
```

Description

This routine is declared in `mkl_lapack.fi` for FORTRAN 77 interface and in `mkl_lapack.h` for C interface.

The routine computes one eigenvalue of a symmetric tridiagonal matrix T to suitable accuracy. This is an auxiliary code to be called from `?stemr`.

To avoid overflow, the matrix must be scaled so that its largest element is no greater than $(\text{overflow}^{1/2} * \text{underflow}^{1/4})$ in absolute value, and for greatest accuracy, it should not be much smaller than that. For more details see [Kahan66].

Input Parameters

<i>n</i>	INTEGER. The order of the matrix T . ($n \geq 1$).
<i>iw</i>	INTEGER. The index of the eigenvalue to be returned.
<i>gl, gu</i>	REAL for <code>slarrk</code> DOUBLE PRECISION for <code>dlarrk</code> An upper and a lower bound on the eigenvalue.
<i>d</i>	REAL for <code>slarrk</code> DOUBLE PRECISION for <code>dlarrk</code>

Array, DIMENSION (n).
Contains n diagonal elements of the matrix T .

e2 REAL for slarrk
DOUBLE PRECISION for dlarrk
Array, DIMENSION ($n-1$).
Contains ($n-1$) squared off-diagonal elements of the T .

pivmin REAL for slarrk
DOUBLE PRECISION for dlarrk
The minimum pivot in the Sturm sequence for the matrix T .

reltol REAL for slarrk
DOUBLE PRECISION for dlarrk
The minimum relative width of an interval. When an interval is narrower than *reltol* times the larger (in magnitude) endpoint, then it is considered to be sufficiently small, that is converged. Note: this should always be at least *radix*machine epsilon*.

Output Parameters

w REAL for slarrk
DOUBLE PRECISION for dlarrk
Contains the eigenvalue approximation.

werr REAL for slarrk
DOUBLE PRECISION for dlarrk
Contains the error bound on the corresponding eigenvalue approximation in *w*.

info INTEGER.
= 0: Eigenvalue converges
= -1: Eigenvalue does not converge

?larr

Performs tests to decide whether the symmetric tridiagonal matrix T warrants expensive computations which guarantee high relative accuracy in the eigenvalues.

Syntax

```
call slarr( n, d, e, info )
call dlarr( n, d, e, info )
```

Description

This routine is declared in `mkl_lapack.fi` for FORTRAN 77 interface and in `mkl_lapack.h` for C interface.

The routine performs tests to decide whether the symmetric tridiagonal matrix T warrants expensive computations which guarantee high relative accuracy in the eigenvalues.

Input Parameters

n	INTEGER. The order of the matrix T . ($n > 0$).
d	REAL for <code>slarr</code> DOUBLE PRECISION for <code>dlarr</code> Array, DIMENSION (n). Contains n diagonal elements of the matrix T .
e	REAL for <code>slarr</code> DOUBLE PRECISION for <code>dlarr</code> Array, DIMENSION (n). The first $(n-1)$ entries contain sub-diagonal elements of the tridiagonal matrix T ; $e(n)$ is set to 0.

Output Parameters

$info$	INTEGER. = 0: the matrix warrants computations preserving relative accuracy (default value). = -1: the matrix warrants computations guaranteeing only absolute accuracy.
--------	--

?larrv

Computes the eigenvectors of the tridiagonal matrix $T = L^ D^* L^T$ given L , D and the eigenvalues of $L^* D^* L^T$.*

Syntax

```
call slarrv( n, vl, vu, d, l, pivmin, isplit, m, dol, dou, minrgp, rtol1,
            rtol2, w, werr, wgap, iblock, indexw, gers, z, ldz, isuppz, work, iwork, info
            )

call dlarrv( n, vl, vu, d, l, pivmin, isplit, m, dol, dou, minrgp, rtol1,
            rtol2, w, werr, wgap, iblock, indexw, gers, z, ldz, isuppz, work, iwork, info
            )

call clarrv( n, vl, vu, d, l, pivmin, isplit, m, dol, dou, minrgp, rtol1,
            rtol2, w, werr, wgap, iblock, indexw, gers, z, ldz, isuppz, work, iwork, info
            )

call zlarrv( n, vl, vu, d, l, pivmin, isplit, m, dol, dou, minrgp, rtol1,
            rtol2, w, werr, wgap, iblock, indexw, gers, z, ldz, isuppz, work, iwork, info
            )
```

Description

This routine is declared in `mk1_lapack.fi` for FORTRAN 77 interface and in `mk1_lapack.h` for C interface.

The routine ?larrv computes the eigenvectors of the tridiagonal matrix $T = L^* D^* L^T$ given L , D and approximations to the eigenvalues of $L^* D^* L^T$.

The input eigenvalues should have been computed by slarre for real flavors (slarrv/clarrv) and by dlarre for double precision flavors (dlarrv/zlarrv).

Input Parameters

n	INTEGER. The order of the matrix. $n \geq 0$.
vl, vu	REAL for slarrv/clarrv DOUBLE PRECISION for dlarrv/zlarrv

	<p>Lower and upper bounds respectively of the interval that contains the desired eigenvalues. $vl < vu$. Needed to compute gaps on the left or right end of the extremal eigenvalues in the desired range.</p>
<i>d</i>	<p>REAL for slarrv/clarrv DOUBLE PRECISION for dlarrv/zlarrv Array, DIMENSION (<i>n</i>). On entry, the <i>n</i> diagonal elements of the diagonal matrix <i>D</i>.</p>
<i>l</i>	<p>REAL for slarrv/clarrv DOUBLE PRECISION for dlarrv/zlarrv Array, DIMENSION (<i>n</i>). On entry, the (<i>n</i>-1) subdiagonal elements of the unit bidiagonal matrix <i>L</i> are contained in elements 1 to <i>n</i>-1 of <i>L</i> if the matrix is not splitted. At the end of each block the corresponding shift is stored as given by slarre for real flavors and by dlarre for double precision flavors.</p>
<i>pivmin</i>	<p>REAL for slarrv/clarrv DOUBLE PRECISION for dlarrv/zlarrv The minimum pivot allowed in the Sturm sequence.</p>
<i>isplit</i>	<p>INTEGER. Array, DIMENSION (<i>n</i>). The splitting points, at which <i>T</i> breaks up into blocks. The first block consists of rows/columns 1 to <i>isplit</i>(1), the second of rows/columns <i>isplit</i>(1)+1 through <i>isplit</i>(2), etc.</p>
<i>m</i>	<p>INTEGER. The total number of eigenvalues found. $0 \leq m \leq n$. If <i>range</i> = 'A', $m = n$, and if <i>range</i> = 'I', $m = iu - il + 1$.</p>
<i>dol, dou</i>	<p>INTEGER. If you want to compute only selected eigenvectors from all the eigenvalues supplied, specify an index range <i>dol</i>:<i>dou</i>. Or else apply the setting <i>dol</i>=1, <i>dou</i>=<i>m</i>. Note that <i>dol</i> and <i>dou</i> refer to the order in which the eigenvalues are stored in <i>w</i>. If you want to compute only selected eigenpairs, then the columns <i>dol</i>-1 to <i>dou</i>+1 of the eigenvector space <i>Z</i> contain the computed eigenvectors. All other columns of <i>Z</i> are set to zero.</p>

minrgp, rtol1, rtol2 REAL for slarrv/clarrv
DOUBLE PRECISION for dlarrv/zlarrv
Parameters for bisection. An interval [LEFT,RIGHT] has converged if $\text{RIGHT} - \text{LEFT} \leq \text{MAX}(\text{rtol1} * \text{gap}, \text{rtol2} * \max(|\text{LEFT}|, |\text{RIGHT}|))$.

w REAL for slarrv/clarrv
DOUBLE PRECISION for dlarrv/zlarrv
Array, DIMENSION (n). The first m elements of w contain the approximate eigenvalues for which eigenvectors are to be computed. The eigenvalues should be grouped by split-off block and ordered from smallest to largest within the block (the output array w from ?larre is expected here). These eigenvalues are set with respect to the shift of the corresponding root representation for their block.

werr REAL for slarrv/clarrv
DOUBLE PRECISION for dlarrv/zlarrv
Array, DIMENSION (n). The first m elements contain the semiwidth of the uncertainty interval of the corresponding eigenvalue in w.

wgap REAL for slarrv/clarrv
DOUBLE PRECISION for dlarrv/zlarrv
Array, DIMENSION (n). The separation from the right neighbor eigenvalue in w.

iblock INTEGER. Array, DIMENSION (n).
The indices of the blocks (submatrices) associated with the corresponding eigenvalues in w; $\text{iblock}(i) = 1$ if eigenvalue $w(i)$ belongs to the first block from the top, $= 2$ if $w(i)$ belongs to the second block, etc.

indexw INTEGER. Array, DIMENSION (n).
The indices of the eigenvalues within each block (submatrix); for example, $\text{indexw}(i) = 10$ and $\text{iblock}(i) = 2$ imply that the i-th eigenvalue $w(i)$ is the 10-th eigenvalue in the second block.

gers REAL for slarrv/clarrv
DOUBLE PRECISION for dlarrv/zlarrv

	Array, DIMENSION (2*n). The n Gerschgorin intervals (the i -th Gerschgorin interval is $(gers(2*i-1), gers(2*i))$). The Gerschgorin intervals should be computed from the original unshifted matrix.
<i>ldz</i>	INTEGER. The leading dimension of the output array <i>z</i> . $ldz \geq 1$, and if <i>jobz</i> = 'V', $ldz \geq \max(1, n)$.
<i>work</i>	REAL for slarrv/clarrv DOUBLE PRECISION for dlarrv/zlarrv Workspace array, DIMENSION (12*n).
<i>iwork</i>	INTEGER. Workspace array, DIMENSION (7*n).

Output Parameters

<i>d</i>	On exit, <i>d</i> may be overwritten.
<i>l</i>	On exit, <i>l</i> is overwritten.
<i>w</i>	On exit, <i>w</i> holds the eigenvalues of the unshifted matrix.
<i>werr</i>	On exit, <i>werr</i> contains refined values of its input approximations.
<i>wgap</i>	On exit, <i>wgap</i> contains refined values of its input approximations. Very small gaps are changed.
<i>z</i>	REAL for slarrv DOUBLE PRECISION for dlarrv COMPLEX for clarrv COMPLEX*16 for zlarrv Array, DIMENSION (<i>ldz</i> , max(1, <i>m</i>)). If <i>info</i> = 0, the first <i>m</i> columns of <i>z</i> contain the orthonormal eigenvectors of the matrix <i>T</i> corresponding to the input eigenvalues, with the i -th column of <i>z</i> holding the eigenvector associated with $w(i)$.



NOTE. The user must ensure that at least max(1,*m*) columns are supplied in the array *z*.

<i>isuppz</i>	INTEGER .
---------------	-----------

info

Array, `DIMENSION (2*max(1,m))`. The support of the eigenvectors in *z*, that is, the indices indicating the nonzero elements in *z*. The *i*-th eigenvector is nonzero only in elements *isuppz*(2*i*-1) through *isuppz*(2*i*).

INTEGER.

If *info* = 0: successful exit

If *info* > 0: A problem occurred in ?larrv. If *info* = 5, the Rayleigh Quotient Iteration failed to converge to full accuracy.

If *info* < 0: One of the called subroutines signaled an internal problem. Inspection of the corresponding parameter *info* for further information is required.

- If *info* = -1, there is a problem in ?larrb when refining a child eigenvalue;
- If *info* = -2, there is a problem in ?larrf when computing the relatively robust representation (RRR) of a child. When a child is inside a tight cluster, it can be difficult to find an RRR. A partial remedy from the user's point of view is to make the parameter *minrgp* smaller and recompile. However, as the orthogonality of the computed vectors is proportional to $1/\text{minrgp}$, you should be aware that you might be trading in precision when you decrease *minrgp*.
- If *info* = -3, there is a problem in ?larrb when refining a single eigenvalue after the Rayleigh correction was rejected.

See Also

- [Auxiliary Routines](#)
- [?larrb](#)
- [?larre](#)
- [?larrf](#)

?lartg

Generates a plane rotation with real cosine and real/complex sine.

Syntax

```
call slartg( f, g, cs, sn, r )
call dlartg( f, g, cs, sn, r )
call clartg( f, g, cs, sn, r )
call zlartg( f, g, cs, sn, r )
```

Description

This routine is declared in `mkl_lapack.fi` for FORTRAN 77 interface and in `mkl_lapack.h` for C interface.

The routine generates a plane rotation so that

$$\begin{bmatrix} cs & sn \\ -\text{conjg}(sn) & cs \end{bmatrix} \cdot \begin{bmatrix} f \\ g \end{bmatrix} = \begin{bmatrix} r \\ 0 \end{bmatrix}$$

where $cs^2 + |sn|^2 = 1$

This is a slower, more accurate version of the BLAS Level 1 routine [?rotg](#), except for the following differences.

For `slartg/dlartg`:

f and g are unchanged on return;

If $g=0$, then $cs=1$ and $sn=0$;

If $f=0$ and $g \neq 0$, then $cs=0$ and $sn=1$ without doing any floating point operations (saves work in `?bdsqr` when there are zeros on the diagonal);

If f exceeds g in magnitude, cs will be positive.

For `clartg/zlartg`:

f and g are unchanged on return;

If $g=0$, then $cs=1$ and $sn=0$;

If $f=0$, then $cs=0$ and sn is chosen so that r is real.

Input Parameters

f, g	REAL for slartg DOUBLE PRECISION for dlartg COMPLEX for clartg COMPLEX*16 for zlartg The first and second component of vector to be rotated.
--------	--

Output Parameters

cs	REAL for slartg/clartg DOUBLE PRECISION for dlartg/zlartg The cosine of the rotation.
sn	REAL for slartg DOUBLE PRECISION for dlartg COMPLEX for clartg COMPLEX*16 for zlartg The sine of the rotation.
r	REAL for slartg DOUBLE PRECISION for dlartg COMPLEX for clartg COMPLEX*16 for zlartg The nonzero component of the rotated vector.

?lartv

Applies a vector of plane rotations with real cosines and real/complex sines to the elements of a pair of vectors.

Syntax

```
call slartv( n, x, incx, y, incy, c, s, incc )
call dlartv( n, x, incx, y, incy, c, s, incc )
call clartv( n, x, incx, y, incy, c, s, incc )
```

```
call zlartv( n, x, incx, y, incy, c, s, incc )
```

Description

This routine is declared in `mkl_lapack.fi` for FORTRAN 77 interface and in `mkl_lapack.h` for C interface.

The routine applies a vector of real/complex plane rotations with real cosines to elements of the real/complex vectors `x` and `y`. For $i = 1, 2, \dots, n$

$$\begin{bmatrix} x_i \\ y_i \end{bmatrix} := \begin{bmatrix} c(i) & s(i) \\ -\text{conjg}(s(i)) & c(i) \end{bmatrix} \begin{bmatrix} x_i \\ y_i \end{bmatrix}$$

Input Parameters

<code>n</code>	INTEGER. The number of plane rotations to be applied.
<code>x, y</code>	REAL for slartv DOUBLE PRECISION for dlartv COMPLEX for clartv COMPLEX*16 for zlartv Arrays, DIMENSION (1+(n-1)*incx) and (1+(n-1)*incy), respectively. The input vectors <code>x</code> and <code>y</code> .
<code>incx</code>	INTEGER. The increment between elements of <code>x</code> . <code>incx</code> > 0.
<code>incy</code>	INTEGER. The increment between elements of <code>y</code> . <code>incy</code> > 0.
<code>c</code>	REAL for slartv/clartv DOUBLE PRECISION for dlartv/zlartv Array, DIMENSION (1+(n-1)*incc). The cosines of the plane rotations.
<code>s</code>	REAL for slartv DOUBLE PRECISION for dlartv COMPLEX for clartv COMPLEX*16 for zlartv Array, DIMENSION (1+(n-1)*incc). The sines of the plane rotations.
<code>incc</code>	INTEGER. The increment between elements of <code>c</code> and <code>s</code> . <code>incc</code> > 0.

Output Parameters

x, y The rotated vectors x and y .

?laruv

Returns a vector of n random real numbers from a uniform distribution.

Syntax

```
call slaruv( iseed, n, x )
```

```
call dlaruv( iseed, n, x )
```

Description

This routine is declared in `mkl_lapack.fi` for FORTRAN 77 interface and in `mkl_lapack.h` for C interface.

The routine ?laruv returns a vector of n random real numbers from a uniform (0,1) distribution ($n \leq 128$).

This is an auxiliary routine called by ?larnv.

Input Parameters

iseed INTEGER. Array, DIMENSION (4). On entry, the seed of the random number generator; the array elements must be between 0 and 4095, and *iseed*(4) must be odd.

n INTEGER. The number of random numbers to be generated.
 $n \leq 128$.

Output Parameters

x REAL for slaruv
 DOUBLE PRECISION for dlaruv
 Array, DIMENSION (n). The generated random numbers.

seed On exit, the seed is updated.

?larz

Applies an elementary reflector (as returned by ?tzrzf) to a general matrix.

Syntax

```
call slarz( side, m, n, l, v, incv, tau, c, ldc, work )
call dlarz( side, m, n, l, v, incv, tau, c, ldc, work )
call clarz( side, m, n, l, v, incv, tau, c, ldc, work )
call zlarz( side, m, n, l, v, incv, tau, c, ldc, work )
```

Description

This routine is declared in `mk1_lapack.fi` for FORTRAN 77 interface and in `mk1_lapack.h` for C interface.

The routine ?larz applies a real/complex elementary reflector H to a real/complex m -by- n matrix C , from either the left or the right. H is represented in the form

$$H = I - \tau v v',$$

where τ is a real/complex scalar and v is a real/complex vector.

If $\tau = 0$, then H is taken to be the unit matrix.

For complex flavors, to apply H^H (the conjugate transpose of H), supply `conjg(tau)` instead of τ .

H is a product of k elementary reflectors as returned by ?tzrzf.

Input Parameters

<i>side</i>	CHARACTER*1. If <i>side</i> = 'L': form H^*C If <i>side</i> = 'R': form C^*H
<i>m</i>	INTEGER. The number of rows of the matrix C .
<i>n</i>	INTEGER. The number of columns of the matrix C .
<i>l</i>	INTEGER. The number of entries of the vector v containing the meaningful part of the Householder vectors. If <i>side</i> = 'L', $m \geq l \geq 0$,

	if $side = 'R', n \geq L \geq 0$.
v	<p>REAL for slarz DOUBLE PRECISION for dlarz COMPLEX for clarz COMPLEX*16 for zlarz Array, DIMENSION $(1+(l-1)*abs(incv))$. The vector v in the representation of H as returned by ?tzzrf. v is not used if $tau = 0$.</p>
$incv$	<p>INTEGER. The increment between elements of v. $incv \neq 0$.</p>
tau	<p>REAL for slarz DOUBLE PRECISION for dlarz COMPLEX for clarz COMPLEX*16 for zlarz The value tau in the representation of H.</p>
c	<p>REAL for slarz DOUBLE PRECISION for dlarz COMPLEX for clarz COMPLEX*16 for zlarz Array, DIMENSION (ldc, n). On entry, the m-by-n matrix C.</p>
ldc	<p>INTEGER. The leading dimension of the array c. $ldc \geq \max(1, m)$.</p>
$work$	<p>REAL for slarz DOUBLE PRECISION for dlarz COMPLEX for clarz COMPLEX*16 for zlarz Workspace array, DIMENSION (n) if $side = 'L'$ or (m) if $side = 'R'$.</p>

Output Parameters

c	On exit, c is overwritten by the matrix H^*C if $side = 'L'$, or C^*H if $side = 'R'$.
-----	--

?larzb

Applies a block reflector or its transpose/conjugate-transpose to a general matrix.

Syntax

```
call slarzb( side, trans, direct, storev, m, n, k, l, v, ldv, t, ldt, c, ldc,
work, ldwork )

call dlarzb( side, trans, direct, storev, m, n, k, l, v, ldv, t, ldt, c, ldc,
work, ldwork )

call clarzb( side, trans, direct, storev, m, n, k, l, v, ldv, t, ldt, c, ldc,
work, ldwork )

call zlarzb( side, trans, direct, storev, m, n, k, l, v, ldv, t, ldt, c, ldc,
work, ldwork )
```

Description

This routine is declared in `mkl_lapack.fi` for FORTRAN 77 interface and in `mkl_lapack.h` for C interface.

The routine applies a real/complex block reflector H or its transpose H^T (or H^H for complex flavors) to a real/complex distributed m -by- n matrix C from the left or the right. Currently, only `storev = 'R'` and `direct = 'B'` are supported.

Input Parameters

<code>side</code>	CHARACTER*1. If <code>side = 'L'</code> : apply H or H^T/H^H from the left If <code>side = 'R'</code> : apply H or H^T/H^H from the right
<code>trans</code>	CHARACTER*1. If <code>trans = 'N'</code> : apply H (No transpose) If <code>trans='C'</code> : apply H^T/H^H (transpose/conjugate transpose)
<code>direct</code>	CHARACTER*1. Indicates how H is formed from a product of elementary reflectors = 'F': $H = H(1) * H(2) * \dots * H(k)$ (forward, not supported) = 'B': $H = H(k) * \dots * H(2) * H(1)$ (backward)
<code>storev</code>	CHARACTER*1.

	Indicates how the vectors which define the elementary reflectors are stored: = 'C': Column-wise (not supported) = 'R': Row-wise.
<i>m</i>	INTEGER. The number of rows of the matrix <i>C</i> .
<i>n</i>	INTEGER. The number of columns of the matrix <i>C</i> .
<i>k</i>	INTEGER. The order of the matrix <i>T</i> (equal to the number of elementary reflectors whose product defines the block reflector).
<i>l</i>	INTEGER. The number of columns of the matrix <i>v</i> containing the meaningful part of the Householder reflectors. If <i>side</i> = 'L', $m \geq l \geq 0$, if <i>side</i> = 'R', $n \geq l \geq 0$.
<i>v</i>	REAL for slarzb DOUBLE PRECISION for dlarzb COMPLEX for clarzb COMPLEX*16 for zlarzb Array, DIMENSION (<i>ldv</i> , <i>nv</i>). If <i>storev</i> = 'C', <i>nv</i> = <i>k</i> ; if <i>storev</i> = 'R', <i>nv</i> = <i>l</i> .
<i>ldv</i>	INTEGER. The leading dimension of the array <i>v</i> . If <i>storev</i> = 'C', $ldv \geq l$; if <i>storev</i> = 'R', $ldv \geq k$.
<i>t</i>	REAL for slarzb DOUBLE PRECISION for dlarzb COMPLEX for clarzb COMPLEX*16 for zlarzb Array, DIMENSION (<i>ldt</i> , <i>k</i>). The triangular <i>k</i> -by- <i>k</i> matrix <i>T</i> in the representation of the block reflector.
<i>ldt</i>	INTEGER. The leading dimension of the array <i>t</i> . $ldt \geq k$.
<i>c</i>	REAL for slarzb DOUBLE PRECISION for dlarzb COMPLEX for clarzb COMPLEX*16 for zlarzb Array, DIMENSION (<i>ldc</i> , <i>n</i>). On entry, the <i>m</i> -by- <i>n</i> matrix <i>C</i> .
<i>ldc</i>	INTEGER. The leading dimension of the array <i>c</i> .

	$ldc \geq \max(1, m)$.
<i>work</i>	REAL for slarzb DOUBLE PRECISION for dlarzb COMPLEX for clarzb COMPLEX*16 for zlarzb Workspace array, DIMENSION (<i>ldwork</i> , <i>k</i>).
<i>ldwork</i>	INTEGER. The leading dimension of the array <i>work</i> . If <i>side</i> = 'L', $ldwork \geq \max(1, n)$; if <i>side</i> = 'R', $ldwork \geq \max(1, m)$.

Output Parameters

<i>c</i>	On exit, <i>c</i> is overwritten by H^*C , or $H^T/H^H * C$, or C^*H , or C^*H^T/H^H .
----------	---

?larzt

Forms the triangular factor *T* of a block reflector *H*
 $= I - V^*T^H V^H$.

Syntax

```
call slarzt( direct, storev, n, k, v, ldv, tau, t, ldt )
call dlarzt( direct, storev, n, k, v, ldv, tau, t, ldt )
call clarzt( direct, storev, n, k, v, ldv, tau, t, ldt )
call zlarzt( direct, storev, n, k, v, ldv, tau, t, ldt )
```

Description

This routine is declared in `mk1_lapack.fi` for FORTRAN 77 interface and in `mk1_lapack.h` for C interface.

The routine forms the triangular factor *T* of a real/complex block reflector *H* of order $> n$, which is defined as a product of *k* elementary reflectors.

If *direct* = 'F', $H = H(1) * H(2) * \dots * H(k)$, and *T* is upper triangular.

If *direct* = 'B', $H = H(k) * \dots * H(2) * H(1)$, and *T* is lower triangular.

If `storev = 'C'`, the vector which defines the elementary reflector $H(i)$ is stored in the i -th column of the array v , and $H = I - V^* T^* V'$

If `storev = 'R'`, the vector which defines the elementary reflector $H(i)$ is stored in the i -th row of the array v , and $H = I - V' * T^* V$

Currently, only `storev = 'R'` and `direct = 'B'` are supported.

Input Parameters

<code>direct</code>	<p>CHARACTER*1. Specifies the order in which the elementary reflectors are multiplied to form the block reflector: If <code>direct = 'F'</code>: $H = H(1) * H(2) * \dots * H(k)$ (forward, not supported) If <code>direct = 'B'</code>: $H = H(k) * \dots * H(2) * H(1)$ (backward)</p>
<code>storev</code>	<p>CHARACTER*1. Specifies how the vectors which define the elementary reflectors are stored (see also <i>Application Notes</i> below): If <code>storev = 'C'</code>: column-wise (not supported) If <code>storev = 'R'</code>: row-wise</p>
<code>n</code>	<p>INTEGER. The order of the block reflector H. $n \geq 0$.</p>
<code>k</code>	<p>INTEGER. The order of the triangular factor T (equal to the number of elementary reflectors). $k \geq 1$.</p>
<code>v</code>	<p>REAL for slarzt DOUBLE PRECISION for dlarzt COMPLEX for clarzt COMPLEX*16 for zlarzt Array, DIMENSION (ldv, k) if <code>storev = 'C'</code> (ldv, n) if <code>storev = 'R'</code> The matrix V.</p>
<code>ldv</code>	<p>INTEGER. The leading dimension of the array v. If <code>storev = 'C'</code>, $ldv \geq \max(1, n)$; if <code>storev = 'R'</code>, $ldv \geq k$.</p>
<code>tau</code>	<p>REAL for slarzt DOUBLE PRECISION for dlarzt COMPLEX for clarzt</p>

COMPLEX*16 for zlarzt
 Array, DIMENSION (k). $\tau(i)$ must contain the scalar factor of the elementary reflector $H(i)$.
 ldt INTEGER. The leading dimension of the output array t .
 $ldt \geq k$.

Output Parameters

t REAL for slarzt
 DOUBLE PRECISION for dlarzt
 COMPLEX for clarzt
 COMPLEX*16 for zlarzt
 Array, DIMENSION (ldt, k). The k -by- k triangular factor T of the block reflector. If $direct = 'F'$, T is upper triangular; if $direct = 'B'$, T is lower triangular. The rest of the array is not used.
 v The matrix v . See *Application Notes* below.

Application Notes

The shape of the matrix v and the storage of the vectors which define the $H(i)$ is best illustrated by the following example with $n = 5$ and $k = 3$. The elements equal to 1 are not stored; the corresponding array elements are modified but restored on exit. The rest of the array is not used.

direct = 'F' and *storev* = 'C': *direct* = 'F' and *storev* = 'R':

$$V = \begin{bmatrix} v_1 & v_2 & v_3 \\ v_1 & v_2 & v_3 \\ v_1 & v_2 & v_3 \\ v_1 & v_2 & v_3 \\ v_1 & v_2 & v_3 \\ \cdot & \cdot & \cdot \\ \cdot & \cdot & \cdot \\ 1 & \cdot & \cdot \\ \cdot & 1 & \cdot \\ \cdot & \cdot & 1 \end{bmatrix}$$

$$\begin{array}{c} \text{---}V\text{---} \\ / \qquad \backslash \\ \begin{bmatrix} v_1 & v_2 & v_3 & v_3 & v_3 & \cdot & \cdot & \cdot & 1 \\ v_1 & v_2 & v_2 & v_2 & v_2 & \cdot & \cdot & \cdot & 1 \\ v_3 & v_3 & v_3 & v_3 & v_3 & \cdot & \cdot & 1 & \end{bmatrix} \end{array}$$

direct = 'B' and *storev* = 'C': *direct* = 'B' and *storev* = 'R':

$$\begin{bmatrix} \cdot & \cdot & \cdot \\ \cdot & \cdot & \cdot \\ 1 & \cdot & \cdot \\ \cdot & 1 & \cdot \\ \cdot & \cdot & 1 \end{bmatrix}$$

$$\begin{array}{c} \text{---}V\text{---} \\ / \qquad \backslash \\ \begin{bmatrix} 1 & \cdot & \cdot & \cdot & \cdot & v_1 & v_2 & v_3 & v_3 & v_3 \\ \cdot & 1 & \cdot & \cdot & \cdot & v_1 & v_2 & v_2 & v_2 & v_2 \\ \cdot & \cdot & 1 & \cdot & \cdot & v_3 & v_3 & v_3 & v_3 & v_3 \end{bmatrix} \end{array}$$

$$V = \begin{bmatrix} v_1 & v_2 & v_3 \\ v_1 & v_2 & v_3 \\ v_1 & v_2 & v_3 \\ v_1 & v_2 & v_3 \\ v_1 & v_2 & v_3 \end{bmatrix}$$

?las2

Computes singular values of a 2-by-2 triangular matrix.

Syntax

```
call slas2( f, g, h, ssmin, ssmax )
call dlas2( f, g, h, ssmin, ssmax )
```

Description

This routine is declared in `mkl_lapack.fi` for FORTRAN 77 interface and in `mkl_lapack.h` for C interface.

The routine `?las2` computes the singular values of the 2-by-2 matrix

$$\begin{bmatrix} f & g \\ 0 & h \end{bmatrix}$$

On return, `ssmin` is the smaller singular value and `SSMAX` is the larger singular value.

Input Parameters

<code>f, g, h</code>	REAL for <code>slas2</code> DOUBLE PRECISION for <code>dlas2</code> The (1,1), (1,2) and (2,2) elements of the 2-by-2 matrix, respectively.
----------------------	---

Output Parameters

<code>ssmin, ssmax</code>	REAL for <code>slas2</code> DOUBLE PRECISION for <code>dlas2</code> The smaller and the larger singular values, respectively.
---------------------------	---

Application Notes

Barring over/underflow, all output quantities are correct to within a few units in the last place (*ulps*), even in the absence of a guard digit in addition/subtraction. In ieee arithmetic, the code works correctly if one matrix element is infinite. Overflow will not occur unless the largest

singular value itself overflows, or is within a few ulps of overflow. (On machines with partial overflow, like the Cray, overflow may occur if the largest singular value is within a factor of 2 of overflow.) Underflow is harmless if underflow is gradual. Otherwise, results may correspond to a matrix modified by perturbations of size near the underflow threshold.

?lascl

Multiplies a general rectangular matrix by a real scalar defined as c_{to}/c_{from} .

Syntax

```
call slascl( type, kl, ku, cfrom, cto, m, n, a, lda, info )
call dlascl( type, kl, ku, cfrom, cto, m, n, a, lda, info )
call clascl( type, kl, ku, cfrom, cto, m, n, a, lda, info )
call zlascl( type, kl, ku, cfrom, cto, m, n, a, lda, info )
```

Description

This routine is declared in `mkl_lapack.fi` for FORTRAN 77 interface and in `mkl_lapack.h` for C interface.

The routine `?lascl` multiplies the m -by- n real/complex matrix A by the real scalar c_{to}/c_{from} . The operation is performed without over/underflow as long as the final result $c_{to} * A(i, j) / c_{from}$ does not over/underflow.

`type` specifies that A may be full, upper triangular, lower triangular, upper Hessenberg, or banded.

Input Parameters

<code>type</code>	<p>CHARACTER*1. This parameter specifies the storage type of the input matrix.</p> <ul style="list-style-type: none"> = 'G': A is a full matrix. = 'L': A is a lower triangular matrix. = 'U': A is an upper triangular matrix. = 'H': A is an upper Hessenberg matrix. = 'B': A is a symmetric band matrix with lower bandwidth kl and upper bandwidth ku and with the only the lower half stored
-------------------	--

	= 'Q': <i>A</i> is a symmetric band matrix with lower bandwidth <i>kl</i> and upper bandwidth <i>ku</i> and with the only the upper half stored.
	= 'Z': <i>A</i> is a band matrix with lower bandwidth <i>kl</i> and upper bandwidth <i>ku</i> .
<i>kl</i>	INTEGER. The lower bandwidth of <i>A</i> . Referenced only if <i>type</i> = 'B', 'Q' or 'Z'.
<i>ku</i>	INTEGER. The upper bandwidth of <i>A</i> . Referenced only if <i>type</i> = 'B', 'Q' or 'Z'.
<i>cfrom, cto</i>	REAL for slascl/clascl DOUBLE PRECISION for dlascl/zlascl The matrix <i>A</i> is multiplied by <i>cto/cfrom</i> . <i>A</i> (<i>i</i> , <i>j</i>) is computed without over/underflow if the final result <i>cto</i> * <i>A</i> (<i>i</i> , <i>j</i>)/ <i>cfrom</i> can be represented without over/underflow. <i>cfrom</i> must be nonzero.
<i>m</i>	INTEGER. The number of rows of the matrix <i>A</i> . $m \geq 0$.
<i>n</i>	INTEGER. The number of columns of the matrix <i>A</i> . $n \geq 0$.
<i>a</i>	REAL for slascl DOUBLE PRECISION for dlascl COMPLEX for clascl COMPLEX*16 for zlascl Array, DIMENSION (<i>lda</i> , <i>n</i>). The matrix to be multiplied by <i>cto/cfrom</i> . See <i>type</i> for the storage type.
<i>lda</i>	INTEGER. The leading dimension of the array <i>a</i> . $lda \geq \max(1, m)$.

Output Parameters

<i>a</i>	The multiplied matrix <i>A</i> .
<i>info</i>	INTEGER. If <i>info</i> = 0 - successful exit If <i>info</i> = - <i>i</i> < 0, the <i>i</i> -th argument had an illegal value.

?lasd0

Computes the singular values of a real upper bidiagonal n -by- m matrix B with diagonal d and off-diagonal e . Used by ?bdsdc.

Syntax

```
call slasd0( n, sqre, d, e, u, ldu, vt, ldvt, smlsiz, iwork, work, info )
call dlasd0( n, sqre, d, e, u, ldu, vt, ldvt, smlsiz, iwork, work, info )
```

Description

This routine is declared in `mkl_lapack.fi` for FORTRAN 77 interface and in `mkl_lapack.h` for C interface.

Using a divide and conquer approach, the routine ?lasd0 computes the singular value decomposition (SVD) of a real upper bidiagonal n -by- m matrix B with diagonal d and offdiagonal e , where $m = n + sqre$.

The algorithm computes orthogonal matrices U and VT such that $B = U*S*VT$. The singular values S are overwritten on d .

The related subroutine ?lasda computes only the singular values, and optionally, the singular vectors in compact form.

Input Parameters

n	INTEGER. On entry, the row dimension of the upper bidiagonal matrix. This is also the dimension of the main diagonal array d .
$sqre$	INTEGER. Specifies the column dimension of the bidiagonal matrix. If $sqre = 0$: the bidiagonal matrix has column dimension $m = n$. If $sqre = 1$: the bidiagonal matrix has column dimension $m = n+1$.
d	REAL for slasd0 DOUBLE PRECISION for dlasd0 Array, DIMENSION (n). On entry, d contains the main diagonal of the bidiagonal matrix.

<i>e</i>	REAL for slasd0 DOUBLE PRECISION for dlasd0 Array, DIMENSION ($m-1$). Contains the subdiagonal entries of the bidiagonal matrix. On exit, <i>e</i> is destroyed.
<i>ldu</i>	INTEGER. On entry, leading dimension of the output array <i>u</i> .
<i>ldvt</i>	INTEGER. On entry, leading dimension of the output array <i>vt</i> .
<i>smlsiz</i>	INTEGER. On entry, maximum size of the subproblems at the bottom of the computation tree.
<i>iwork</i>	INTEGER. Workspace array, dimension must be at least $(8n)$.
<i>work</i>	REAL for slasd0 DOUBLE PRECISION for dlasd0 Workspace array, dimension must be at least $(3m^2+2m)$.

Output Parameters

<i>d</i>	On exit <i>d</i> , If <i>info</i> = 0, contains singular values of the bidiagonal matrix.
<i>u</i>	REAL for slasd0 DOUBLE PRECISION for dlasd0 Array, DIMENSION at least (ldq, n). On exit, <i>u</i> contains the left singular vectors.
<i>vt</i>	REAL for slasd0 DOUBLE PRECISION for dlasd0 Array, DIMENSION at least ($ldvt, m$). On exit, <i>vt'</i> contains the right singular vectors.
<i>info</i>	INTEGER. If <i>info</i> = 0: successful exit. If <i>info</i> = $-i < 0$, the <i>i</i> -th argument had an illegal value. If <i>info</i> = 1, an singular value did not converge.

?lasd1

Computes the SVD of an upper bidiagonal matrix B of the specified size. Used by ?bdsdc.

Syntax

```
call slasd1( nl, nr, sqre, d, alpha, beta, u, ldu, vt, ldvt, idxq, iwork,
work, info )
```

```
call dlasd1( nl, nr, sqre, d, alpha, beta, u, ldu, vt, ldvt, idxq, iwork,
work, info )
```

Description

This routine is declared in `mk1_lapack.fi` for FORTRAN 77 interface and in `mk1_lapack.h` for C interface.

The routine computes the SVD of an upper bidiagonal n -by- m matrix B , where $n = nl + nr + 1$ and $m = n + sqre$.

The routine ?lasd1 is called from ?lasd0.

A related subroutine ?lasd7 handles the case in which the singular values (and the singular vectors in factored form) are desired.

?lasd1 computes the SVD as follows:

$$VT = U(in) * \begin{bmatrix} d1(in) & 0 & 0 & 0 \\ z1' & a & z2' & b \\ 0 & 0 & d2(in) & 0 \end{bmatrix} * VT(in)$$

$$= U(out) * (D(out) \ 0) * VT(out)$$

where $z' = (z1' \ a \ z2' \ b) = u' * VT'$, and u is a vector of dimension m with $alpha$ and $beta$ in the $nl+1$ and $nl+2$ -th entries and zeros elsewhere; and the entry b is empty if $sqre = 0$.

The left singular vectors of the original matrix are stored in u , and the transpose of the right singular vectors are stored in vt , and the singular values are in d . The algorithm consists of three stages:

1. The first stage consists of deflating the size of the problem when there are multiple singular values or when there are zeros in the z vector. For each such occurrence the dimension of the secular equation problem is reduced by one. This stage is performed by the routine `?lasd2`.
2. The second stage consists of calculating the updated singular values. This is done by finding the square roots of the roots of the secular equation via the routine `?lasd4` (as called by `?lasd3`). This routine also calculates the singular vectors of the current problem.
3. The final stage consists of computing the updated singular vectors directly using the updated singular values. The singular vectors for the current problem are multiplied with the singular vectors from the overall problem.

Input Parameters

<i>nl</i>	INTEGER. The row dimension of the upper block. $nl \geq 1$.
<i>nr</i>	INTEGER. The row dimension of the lower block. $nr \geq 1$.
<i>sqre</i>	INTEGER. If <i>sqre</i> = 0: the lower block is an <i>nr</i> -by- <i>nr</i> square matrix. If <i>sqre</i> = 1: the lower block is an <i>nr</i> -by-(<i>nr</i> +1) rectangular matrix. The bidiagonal matrix has row dimension $n = nl + nr + 1$, and column dimension $m = n + sqre$.
<i>d</i>	REAL for <code>slasd1</code> DOUBLE PRECISION for <code>dlasd1</code> Array, DIMENSION (<i>nl</i> + <i>nr</i> +1). $n = nl+nr+1$. On entry <i>d</i> (1: <i>nl</i> ,1: <i>nl</i>) contains the singular values of the upper block; and <i>d</i> (<i>nl</i> +2: <i>n</i>) contains the singular values of the lower block.
<i>alpha</i>	REAL for <code>slasd1</code> DOUBLE PRECISION for <code>dlasd1</code> Contains the diagonal element associated with the added row.
<i>beta</i>	REAL for <code>slasd1</code> DOUBLE PRECISION for <code>dlasd1</code> Contains the off-diagonal element associated with the added row.

u REAL for slasd1
DOUBLE PRECISION for dlasd1
Array, DIMENSION (*ldu*, *n*). On entry *u*(1:*nl*, 1:*nl*) contains the left singular vectors of the upper block; *u*(*nl*+2:*n*, *nl*+2:*n*) contains the left singular vectors of the lower block.

ldu INTEGER. The leading dimension of the array *u*.
 $ldu \geq \max(1, n)$.

vt REAL for slasd1
DOUBLE PRECISION for dlasd1
Array, DIMENSION (*ldvt*, *m*), where $m = n + sqre$.
On entry *vt*(1:*nl*+1, 1:*nl*+1) ' contains the right singular vectors of the upper block; *vt*(*nl*+2:*m*, *nl*+2:*m*) ' contains the right singular vectors of the lower block.

ldvt INTEGER. The leading dimension of the array *vt*.
 $ldvt \geq \max(1, M)$.

iwork INTEGER.
Workspace array, DIMENSION ($4n$).

work REAL for slasd1
DOUBLE PRECISION for dlasd1
Workspace array, DIMENSION ($3m_2 + 2m$).

Output Parameters

d On exit *d*(1:*n*) contains the singular values of the modified matrix.

alpha On exit, the diagonal element associated with the added row deflated by $\max(\text{abs}(\text{alpha}), \text{abs}(\text{beta}), \text{abs}(\text{D(I)})), I = 1, n$.

beta On exit, the off-diagonal element associated with the added row deflated by $\max(\text{abs}(\text{alpha}), \text{abs}(\text{beta}), \text{abs}(\text{D(I)})), I = 1, n$.

u On exit *u* contains the left singular vectors of the bidiagonal matrix.

vt On exit *vt*' contains the right singular vectors of the bidiagonal matrix.

<i>idxq</i>	<p>INTEGER</p> <p>Array, DIMENSION (<i>n</i>). Contains the permutation which will reintegrate the subproblem just solved back into sorted order, that is, $d(idxq(i = 1, n))$ will be in ascending order.</p>
<i>info</i>	<p>INTEGER.</p> <p>If <i>info</i> = 0: successful exit.</p> <p>If <i>info</i> = -<i>i</i> < 0, the <i>i</i>-th argument had an illegal value.</p> <p>If <i>info</i> = 1, an singular value did not converge.</p>

?lasd2

Merges the two sets of singular values together into a single sorted set. Used by ?bdsdc.

Syntax

```
call slasd2( nl, nr, sqre, k, d, z, alpha, beta, u, ldu, vt, ldvt, dsigma,
            u2, ldu2, vt2, ldvt2, idxp, idx, idxp, idxq, coltyp, info )

call dlasd2( nl, nr, sqre, k, d, z, alpha, beta, u, ldu, vt, ldvt, dsigma,
            u2, ldu2, vt2, ldvt2, idxp, idx, idxp, idxq, coltyp, info )
```

Description

This routine is declared in `mkl_lapack.fi` for FORTRAN 77 interface and in `mkl_lapack.h` for C interface.

The routine ?lasd2 merges the two sets of singular values together into a single sorted set. Then it tries to deflate the size of the problem. There are two ways in which deflation can occur: when two or more singular values are close together or if there is a tiny entry in the *z* vector. For each such occurrence the order of the related secular equation problem is reduced by one.

The routine ?lasd2 is called from ?lasd1.

Input Parameters

<i>nl</i>	<p>INTEGER. The row dimension of the upper block.</p> <p>$nl \geq 1$.</p>
<i>nr</i>	<p>INTEGER. The row dimension of the lower block.</p> <p>$nr \geq 1$.</p>

<i>sqre</i>	<p>INTEGER.</p> <p>If <i>sqre</i> = 0): the lower block is an <i>nr</i>-by-<i>nr</i> square matrix</p> <p>If <i>sqre</i> = 1): the lower block is an <i>nr</i>-by-<i>(nr+1)</i> rectangular matrix. The bidiagonal matrix has $n = n_1 + nr + 1$ rows and $m = n + sqre \geq n$ columns.</p>
<i>d</i>	<p>REAL for <i>slasd2</i></p> <p>DOUBLE PRECISION for <i>dlsd2</i></p> <p>Array, DIMENSION (<i>n</i>). On entry <i>d</i> contains the singular values of the two submatrices to be combined.</p>
<i>alpha</i>	<p>REAL for <i>slasd2</i></p> <p>DOUBLE PRECISION for <i>dlsd2</i></p> <p>Contains the diagonal element associated with the added row.</p>
<i>beta</i>	<p>REAL for <i>slasd2</i></p> <p>DOUBLE PRECISION for <i>dlsd2</i></p> <p>Contains the off-diagonal element associated with the added row.</p>
<i>u</i>	<p>REAL for <i>slasd2</i></p> <p>DOUBLE PRECISION for <i>dlsd2</i></p> <p>Array, DIMENSION (<i>ldu</i>, <i>n</i>). On entry <i>u</i> contains the left singular vectors of two submatrices in the two square blocks with corners at (1,1), (<i>n</i>₁, <i>n</i>₁), and (<i>n</i>₁+2, <i>n</i>₁+2), (<i>n</i>,<i>n</i>).</p>
<i>ldu</i>	<p>INTEGER. The leading dimension of the array <i>u</i>.</p> <p>$ldu \geq n$.</p>
<i>ldu2</i>	<p>INTEGER. The leading dimension of the output array <i>u2</i>.</p> <p>$ldu2 \geq n$.</p>
<i>vt</i>	<p>REAL for <i>slasd2</i></p> <p>DOUBLE PRECISION for <i>dlsd2</i></p> <p>Array, DIMENSION (<i>ldvt</i>, <i>m</i>). On entry, <i>vt'</i> contains the right singular vectors of two submatrices in the two square blocks with corners at (1,1), (<i>n</i>₁+1, <i>n</i>₁+1), and (<i>n</i>₁+2, <i>n</i>₁+2), (<i>m</i>, <i>m</i>).</p>
<i>ldvt</i>	<p>INTEGER. The leading dimension of the array <i>vt</i>. $ldvt \geq m$.</p>

<i>ldvt2</i>	INTEGER. The leading dimension of the output array <i>vt2</i> . $ldvt2 \geq m$.
<i>idxp</i>	INTEGER. Workspace array, DIMENSION (<i>n</i>). This will contain the permutation used to place deflated values of <i>D</i> at the end of the array. On output <i>idxp</i> (2: <i>k</i>) points to the nondeflated <i>d</i> -values and <i>idxp</i> (<i>k</i> +1: <i>n</i>) points to the deflated singular values.
<i>idx</i>	INTEGER. Workspace array, DIMENSION (<i>n</i>). This will contain the permutation used to sort the contents of <i>d</i> into ascending order.
<i>coltyp</i>	INTEGER. Workspace array, DIMENSION (<i>n</i>). As workspace, this array contains a label that indicates which of the following types a column in the <i>u2</i> matrix or a row in the <i>vt2</i> matrix is: 1 : non-zero in the upper half only 2 : non-zero in the lower half only 3 : dense 4 : deflated.
<i>idxq</i>	INTEGER. Array, DIMENSION (<i>n</i>). This parameter contains the permutation that separately sorts the two sub-problems in <i>D</i> into ascending order. Note that entries in the first half of this permutation must first be moved one position backward; and entries in the second half must first have <i>n</i> l+1 added to their values.

Output Parameters

<i>k</i>	INTEGER. Contains the dimension of the non-deflated matrix, This is the order of the related secular equation. $1 \leq k \leq n$.
<i>d</i>	On exit <i>D</i> contains the trailing (<i>n</i> - <i>k</i>) updated singular values (those which were deflated) sorted into increasing order.
<i>u</i>	On exit <i>u</i> contains the trailing (<i>n</i> - <i>k</i>) updated left singular vectors (those which were deflated) in its last <i>n</i> - <i>k</i> columns.
<i>z</i>	REAL for slasd2

	<p>DOUBLE PRECISION for <code>dlasd2</code> Array, DIMENSION (n). On exit, z contains the updating row vector in the secular equation.</p>
<i>dsigma</i>	<p>REAL for <code>slasd2</code> DOUBLE PRECISION for <code>dlasd2</code> Array, DIMENSION (n). Contains a copy of the diagonal elements ($k-1$ singular values and one zero) in the secular equation.</p>
<i>u2</i>	<p>REAL for <code>slasd2</code> DOUBLE PRECISION for <code>dlasd2</code> Array, DIMENSION ($ldu2, n$). Contains a copy of the first $k-1$ left singular vectors which will be used by <code>?lasd3</code> in a matrix multiply (<code>?gemm</code>) to solve for the new left singular vectors. $u2$ is arranged into four blocks. The first block contains a column with 1 at $nl+1$ and zero everywhere else; the second block contains non-zero entries only at and above nl; the third contains non-zero entries only below $nl+1$; and the fourth is dense.</p>
<i>vt</i>	<p>On exit, vt' contains the trailing ($n-k$) updated right singular vectors (those which were deflated) in its last $n-k$ columns. In case $sqre = 1$, the last row of vt spans the right null space.</p>
<i>vt2</i>	<p>REAL for <code>slasd2</code> DOUBLE PRECISION for <code>dlasd2</code> Array, DIMENSION ($ldvt2, n$). $vt2'$ contains a copy of the first k right singular vectors which will be used by <code>?lasd3</code> in a matrix multiply (<code>?gemm</code>) to solve for the new right singular vectors. $vt2$ is arranged into three blocks. The first block contains a row that corresponds to the special 0 diagonal element in <i>sigma</i>; the second block contains non-zeros only at and before $nl + 1$; the third block contains non-zeros only at and after $nl + 2$.</p>
<i>idxc</i>	<p>INTEGER. Array, DIMENSION (n). This will contain the permutation used to arrange the columns of the deflated u matrix into three groups: the first group contains non-zero entries only at and above nl, the second contains non-zero entries only below $nl+2$, and the third is dense.</p>

<i>coltyp</i>	On exit, it is an array of dimension 4, with <i>coltyp</i> (<i>i</i>) being the dimension of the <i>i</i> -th type columns.
<i>info</i>	<p>INTEGER.</p> <p>If <i>info</i> = 0): successful exit</p> <p>If <i>info</i> = -<i>i</i> < 0, the <i>i</i>-th argument had an illegal value.</p>

?lasd3

Finds all square roots of the roots of the secular equation, as defined by the values in D and Z, and then updates the singular vectors by matrix multiplication. Used by ?bdsdc.

Syntax

```
call slasd3( nl, nr, sqre, k, d, q, ldq, dsigma, u, ldu, u2, ldu2, vt, ldvt,
vt2, ldvt2, idxc, ctot, z, info )

call dlasd3( nl, nr, sqre, k, d, q, ldq, dsigma, u, ldu, u2, ldu2, vt, ldvt,
vt2, ldvt2, idxc, ctot, z, info )
```

Description

This routine is declared in `mkl_lapack.fi` for FORTRAN 77 interface and in `mkl_lapack.h` for C interface.

The routine ?lasd3 finds all the square roots of the roots of the secular equation, as defined by the values in *D* and *Z*.

It makes the appropriate calls to ?lasd4 and then updates the singular vectors by matrix multiplication.

The routine ?lasd3 is called from ?lasd1.

Input Parameters

<i>nl</i>	<p>INTEGER. The row dimension of the upper block.</p> <p>$nl \geq 1$.</p>
<i>nr</i>	<p>INTEGER. The row dimension of the lower block.</p> <p>$nr \geq 1$.</p>
<i>sqre</i>	<p>INTEGER.</p>

If $s_{qre} = 0$): the lower block is an nr -by- nr square matrix.
 If $s_{qre} = 1$): the lower block is an nr -by- $(nr+1)$ rectangular matrix. The bidiagonal matrix has $n = n_1 + nr + 1$ rows and $m = n + s_{qre} \geq n$ columns.

k INTEGER. The size of the secular equation, $1 \leq k \leq n$.

q REAL for `slasd3`
 DOUBLE PRECISION for `dlsd3`
 Workspace array, DIMENSION at least (ldq, k) .

ldq INTEGER. The leading dimension of the array *q*.
 $ldq \geq k$.

dsigma REAL for `slasd3`
 DOUBLE PRECISION for `dlsd3`
 Array, DIMENSION (k) . The first k elements of this array contain the old roots of the deflated updating problem. These are the poles of the secular equation.

ldu INTEGER. The leading dimension of the array *u*.
 $ldu \geq n$.

u2 REAL for `slasd3`
 DOUBLE PRECISION for `dlsd3`
 Array, DIMENSION $(ldu2, n)$.
 The first k columns of this matrix contain the non-deflated left singular vectors for the split problem.

ldu2 INTEGER. The leading dimension of the array *u2*.
 $ldu2 \geq n$.

ldvt INTEGER. The leading dimension of the array *vt*.
 $ldvt \geq n$.

vt2 REAL for `slasd3`
 DOUBLE PRECISION for `dlsd3`
 Array, DIMENSION $(ldvt2, n)$.
 The first k columns of *vt2'* contain the non-deflated right singular vectors for the split problem.

ldvt2 INTEGER. The leading dimension of the array *vt2*.
 $ldvt2 \geq n$.

<i>idxc</i>	<p>INTEGER. Array, DIMENSION (<i>n</i>).</p> <p>The permutation used to arrange the columns of <i>u</i> (and rows of <i>vt</i>) into three groups: the first group contains non-zero entries only at and above (or before) <i>nl + 1</i>; the second contains non-zero entries only at and below (or after) <i>nl+2</i>; and the third is dense. The first column of <i>u</i> and the row of <i>vt</i> are treated separately, however. The rows of the singular vectors found by ?lasd4 must be likewise permuted before the matrix multiplies can take place.</p>
<i>ctot</i>	<p>INTEGER. Array, DIMENSION (4). A count of the total number of the various types of columns in <i>u</i> (or rows in <i>vt</i>), as described in <i>idxc</i>.</p> <p>The fourth column type is any column which has been deflated.</p>
<i>z</i>	<p>REAL for slasd3 DOUBLE PRECISION for dlasd3</p> <p>Array, DIMENSION (<i>k</i>). The first <i>k</i> elements of this array contain the components of the deflation-adjusted updating row vector.</p>

Output Parameters

<i>d</i>	<p>REAL for slasd3 DOUBLE PRECISION for dlasd3</p> <p>Array, DIMENSION (<i>k</i>). On exit the square roots of the roots of the secular equation, in ascending order.</p>
<i>u</i>	<p>REAL for slasd3 DOUBLE PRECISION for dlasd3</p> <p>Array, DIMENSION (<i>ldu</i>, <i>n</i>).</p> <p>The last <i>n - k</i> columns of this matrix contain the deflated left singular vectors.</p>
<i>vt</i>	<p>REAL for slasd3 DOUBLE PRECISION for dlasd3</p> <p>Array, DIMENSION (<i>ldvt</i>, <i>m</i>).</p> <p>The last <i>m - k</i> columns of <i>vt'</i> contain the deflated right singular vectors.</p>
<i>vt2</i>	<p>Destroyed on exit.</p>

z Destroyed on exit.
info INTEGER.
 If *info* = 0): successful exit.
 If *info* = -*i* < 0, the *i*-th argument had an illegal value.
 If *info* = 1, an singular value did not converge.

Application Notes

This code makes very mild assumptions about floating point arithmetic. It will work on machines with a guard digit in add/subtract, or on those binary machines without guard digits which subtract like the Cray XMP, Cray YMP, Cray C 90, or Cray 2. It could conceivably fail on hexadecimal or decimal machines without guard digits, but we know of none.

?lasd4

*Computes the square root of the *i*-th updated eigenvalue of a positive symmetric rank-one modification to a positive diagonal matrix. Used by ?bdsdc.*

Syntax

```
call slasd4( n, i, d, z, delta, rho, sigma, work, info)
call dlasd4( n, i, d, z, delta, rho, sigma, work, info )
```

Description

This routine is declared in `mk1_lapack.fi` for FORTRAN 77 interface and in `mk1_lapack.h` for C interface.

The routine computes the square root of the *i*-th updated eigenvalue of a positive symmetric rank-one modification to a positive diagonal matrix whose entries are given as the squares of the corresponding entries in the array *d*, and that $0 \leq d(i) < d(j)$ for $i < j$ and that $\rho > 0$. This is arranged by the calling routine, and is no loss in generality. The rank-one modified system is thus

$$\text{diag}(d) * \text{diag}(d) + \rho * Z * Z^T,$$

where the Euclidean norm of *z* is equal to 1. The method consists of approximating the rational functions in the secular equation by simpler interpolating rational functions.

Input Parameters

<i>n</i>	INTEGER. The length of all arrays.
<i>i</i>	INTEGER. The index of the eigenvalue to be computed. $1 \leq i \leq n$.
<i>d</i>	REAL for slasd4 DOUBLE PRECISION for dlasd4 Array, DIMENSION (<i>n</i>). The original eigenvalues. They must be in order, $0 \leq d(i) < d(j)$ for $i < j$.
<i>z</i>	REAL for slasd4 DOUBLE PRECISION for dlasd4 Array, DIMENSION (<i>n</i>). The components of the updating vector.
<i>rho</i>	REAL for slasd4 DOUBLE PRECISION for dlasd4 The scalar in the symmetric updating formula.
<i>work</i>	REAL for slasd4 DOUBLE PRECISION for dlasd4 Workspace array, DIMENSION (<i>n</i>). If $n \neq 1$, <i>work</i> contains ($d(j) + \text{sigma}_i$) in its <i>j</i> -th component. If $n = 1$, then <i>work</i> (1) = 1.

Output Parameters

<i>delta</i>	REAL for slasd4 DOUBLE PRECISION for dlasd4 Array, DIMENSION (<i>n</i>). If $n \neq 1$, <i>delta</i> contains ($d(j) - \text{sigma}_i$) in its <i>j</i> -th component. If $n = 1$, then <i>delta</i> (1) = 1. The vector <i>delta</i> contains the information necessary to construct the (singular) eigenvectors.
<i>sigma</i>	REAL for slasd4 DOUBLE PRECISION for dlasd4

info The computed σ_i , the i -th updated eigenvalue.
 INTEGER.
 = 0: successful exit
 > 0: If $info = 1$, the updating process failed.

?lasd5

Computes the square root of the i -th eigenvalue of a positive symmetric rank-one modification of a 2-by-2 diagonal matrix. Used by ?bdsdc.

Syntax

```
call slasd5( i, d, z, delta, rho, dsigma, work )
call dlasd5( i, d, z, delta, rho, dsigma, work )
```

Description

This routine is declared in `mk1_lapack.fi` for FORTRAN 77 interface and in `mk1_lapack.h` for C interface.

The routine computes the square root of the i -th eigenvalue of a positive symmetric rank-one modification of a 2-by-2 diagonal matrix $\text{diag}(d) * \text{diag}(d) + \rho * Z * Z^T$

The diagonal entries in the array d must satisfy $0 \leq d(i) < d(j)$ for $i < j$, ρ must be greater than 0, and that the Euclidean norm of the vector z is equal to 1.

Input Parameters

i *INTEGER*. The index of the eigenvalue to be computed. $i = 1$ or $i = 2$.

d *REAL* for `slasd5`
DOUBLE PRECISION for `dlasd5`
 Array, dimension (2).
 The original eigenvalues, $0 \leq d(1) < d(2)$.

z *REAL* for `slasd5`
DOUBLE PRECISION for `dlasd5`
 Array, dimension (2).
 The components of the updating vector.

<i>rho</i>	REAL for slasd5 DOUBLE PRECISION for dlasd5 The scalar in the symmetric updating formula.
<i>work</i>	REAL for slasd5 DOUBLE PRECISION for dlasd5. Workspace array, dimension (2). Contains ($d(j) + \sigma_i$) in its j -th component.

Output Parameters

<i>delta</i>	REAL for slasd5 DOUBLE PRECISION for dlasd5. Array, dimension (2). Contains ($d(j) - \sigma_i$) in its j -th component. The vector <i>delta</i> contains the information necessary to construct the eigenvectors.
<i>dsigma</i>	REAL for slasd5 DOUBLE PRECISION for dlasd5. The computed σ_i , the i -th updated eigenvalue.

?lasd6

Computes the SVD of an updated upper bidiagonal matrix obtained by merging two smaller ones by appending a row. Used by ?bdsdc.

Syntax

```
call slasd6( icompg, nl, nr, sqre, d, vf, vl, alpha, beta, idxq, perm, givptr,
            givcol, ldgcol, givnum, ldgnum, poles, difl, difr, z, k, c, s, work, iwork,
            info )

call dlasd6( icompg, nl, nr, sqre, d, vf, vl, alpha, beta, idxq, perm, givptr,
            givcol, ldgcol, givnum, ldgnum, poles, difl, difr, z, k, c, s, work, iwork,
            info )
```

Description

This routine is declared in `mk1_lapack.fi` for FORTRAN 77 interface and in `mk1_lapack.h` for C interface.

The routine `?lasd6` computes the *SVD* of an updated upper bidiagonal matrix B obtained by merging two smaller ones by appending a row. This routine is used only for the problem which requires all singular values and optionally singular vector matrices in factored form. B is an n -by- m matrix with $n = n_l + n_r + 1$ and $m = n + sqre$. A related subroutine, `?lasd1`, handles the case in which all singular values and singular vectors of the bidiagonal matrix are desired. `?lasd6` computes the *SVD* as follows:

$$B = U(in) * \begin{bmatrix} D1(in) & 0 & 0 & 0 \\ Z1' & a & Z2' & b \\ 0 & 0 & D2(in) & 0 \end{bmatrix} * VT(in)$$

$$= U(out) * (D(out) * VT(out))$$

where $Z' = (Z1' \ a \ Z2' \ b) = u' * VT'$, and u is a vector of dimension m with $alpha$ and $beta$ in the n_l+1 and n_l+2 -th entries and zeros elsewhere; and the entry b is empty if $sqre = 0$.

The singular values of B can be computed using $D1$, $D2$, the first components of all the right singular vectors of the lower block, and the last components of all the right singular vectors of the upper block. These components are stored and updated in vf and vl , respectively, in `?lasd6`. Hence U and VT are not explicitly referenced.

The singular values are stored in D . The algorithm consists of two stages:

1. The first stage consists of deflating the size of the problem when there are multiple singular values or if there is a zero in the Z vector. For each such occurrence the dimension of the secular equation problem is reduced by one. This stage is performed by the routine `?lasd7`.
2. The second stage consists of calculating the updated singular values. This is done by finding the roots of the secular equation via the routine `?lasd4` (as called by `?lasd8`). This routine also updates vf and vl and computes the distances between the updated singular values and the old singular values. `?lasd6` is called from `?lasda`.

Input Parameters

<i>icompr</i>	INTEGER. Specifies whether singular vectors are to be computed in factored form: = 0: Compute singular values only = 1: Compute singular vectors in factored form as well.
<i>nl</i>	INTEGER. The row dimension of the upper block.

	$nl \geq 1$.
<i>nr</i>	INTEGER. The row dimension of the lower block. $nr \geq 1$.
<i>sqre</i>	INTEGER. = 0: the lower block is an <i>nr</i> -by- <i>nr</i> square matrix. = 1: the lower block is an <i>nr</i> -by-(<i>nr</i> +1) rectangular matrix. The bidiagonal matrix has row dimension $n=nl+nr+1$, and column dimension $m = n + sqre$.
<i>d</i>	REAL for slasd6 DOUBLE PRECISION for dlasd6 Array, dimension ($nl+nr+1$). On entry <i>d</i> (1: <i>nl</i> ,1: <i>nl</i>) contains the singular values of the upper block, and <i>d</i> (<i>nl</i> +2: <i>n</i>) contains the singular values of the lower block.
<i>vf</i>	REAL for slasd6 DOUBLE PRECISION for dlasd6 Array, dimension (<i>m</i>). On entry, <i>vf</i> (1: <i>nl</i> +1) contains the first components of all right singular vectors of the upper block; and <i>vf</i> (<i>nl</i> +2: <i>m</i>) contains the first components of all right singular vectors of the lower block.
<i>vl</i>	REAL for slasd6 DOUBLE PRECISION for dlasd6 Array, dimension (<i>m</i>). On entry, <i>vl</i> (1: <i>nl</i> +1) contains the last components of all right singular vectors of the upper block; and <i>vl</i> (<i>nl</i> +2: <i>m</i>) contains the last components of all right singular vectors of the lower block.
<i>alpha</i>	REAL for slasd6 DOUBLE PRECISION for dlasd6 Contains the diagonal element associated with the added row.
<i>beta</i>	REAL for slasd6 DOUBLE PRECISION for dlasd6 Contains the off-diagonal element associated with the added row.

<i>ldgcol</i>	INTEGER. The leading dimension of the output array <i>givcol</i> , must be at least n .
<i>ldgnum</i>	INTEGER. The leading dimension of the output arrays <i>givnum</i> and <i>poles</i> , must be at least n .
<i>work</i>	REAL for <i>slasd6</i> DOUBLE PRECISION for <i>dlsd6</i> Workspace array, dimension ($4m$).
<i>iwork</i>	INTEGER. Workspace array, dimension ($3n$).

Output Parameters

<i>d</i>	On exit <i>d</i> (1: n) contains the singular values of the modified matrix.
<i>vf</i>	On exit, <i>vf</i> contains the first components of all right singular vectors of the bidiagonal matrix.
<i>vl</i>	On exit, <i>vl</i> contains the last components of all right singular vectors of the bidiagonal matrix.
<i>alpha</i>	On exit, the diagonal element associated with the added row deflated by $\max(\text{abs}(\text{alpha}), \text{abs}(\text{beta}), \text{abs}(D(I))), I = 1, n$.
<i>beta</i>	On exit, the off-diagonal element associated with the added row deflated by $\max(\text{abs}(\text{alpha}), \text{abs}(\text{beta}), \text{abs}(D(I))), I = 1, n$.
<i>idxq</i>	INTEGER. Array, dimension (n). This contains the permutation which will reintegrate the subproblem just solved back into sorted order, that is, <i>d</i> (<i>idxq</i> ($i = 1, n$)) will be in ascending order.
<i>perm</i>	INTEGER. Array, dimension (n). The permutations (from deflation and sorting) to be applied to each block. Not referenced if <i>icompq</i> = 0.

<i>givptr</i>	INTEGER. The number of Givens rotations which took place in this subproblem. Not referenced if <i>icompq</i> = 0.
<i>givcol</i>	INTEGER. Array, dimension (<i>ldgcol</i> , 2). Each pair of numbers indicates a pair of columns to take place in a Givens rotation. Not referenced if <i>icompq</i> = 0.
<i>givnum</i>	REAL for slasd6 DOUBLE PRECISION for dlasd6 Array, dimension (<i>ldgnum</i> , 2). Each number indicates the <i>C</i> or <i>S</i> value to be used in the corresponding Givens rotation. Not referenced if <i>icompq</i> = 0.
<i>poles</i>	REAL for slasd6 DOUBLE PRECISION for dlasd6 Array, dimension (<i>ldgnum</i> , 2). On exit, <i>poles</i> (1,*) is an array containing the new singular values obtained from solving the secular equation, and <i>poles</i> (2,*) is an array containing the poles in the secular equation. Not referenced if <i>icompq</i> = 0.
<i>difl</i>	REAL for slasd6 DOUBLE PRECISION for dlasd6 Array, dimension (<i>n</i>). On exit, <i>difl</i> (<i>i</i>) is the distance between <i>i</i> -th updated (undeflated) singular value and the <i>i</i> -th (undeflated) old singular value.
<i>difr</i>	REAL for slasd6 DOUBLE PRECISION for dlasd6 Array, dimension (<i>ldgnum</i> , 2) if <i>icompq</i> = 1 and dimension (<i>n</i>) if <i>icompq</i> = 0. On exit, <i>difr</i> (<i>i</i> , 1) is the distance between <i>i</i> -th updated (undeflated) singular value and the <i>i</i> +1-th (undeflated) old singular value. If <i>icompq</i> = 1, <i>difr</i> (1: <i>k</i> , 2) is an array containing the normalizing factors for the right singular vector matrix. See ?lasd8 for details on <i>difl</i> and <i>difr</i> .
<i>z</i>	REAL for slasd6 DOUBLE PRECISION for dlasd6 Array, dimension (<i>m</i>).

	The first elements of this array contain the components of the deflation-adjusted updating row vector.
<i>k</i>	INTEGER. Contains the dimension of the non-deflated matrix. This is the order of the related secular equation. $1 \leq k \leq n$.
<i>c</i>	REAL for slasd6 DOUBLE PRECISION for dlasd6 <i>c</i> contains garbage if <i>sqr</i> = 0 and the <i>c</i> -value of a Givens rotation related to the right null space if <i>sqr</i> = 1.
<i>s</i>	REAL for slasd6 DOUBLE PRECISION for dlasd6 <i>s</i> contains garbage if <i>sqr</i> = 0 and the <i>s</i> -value of a Givens rotation related to the right null space if <i>sqr</i> = 1.
<i>info</i>	INTEGER. = 0: successful exit. < 0: if <i>info</i> = - <i>i</i> , the <i>i</i> -th argument had an illegal value. > 0: if <i>info</i> = 1, an singular value did not converge

?lasd7

Merges the two sets of singular values together into a single sorted set. Then it tries to deflate the size of the problem. Used by ?bdsdc.

Syntax

```
call slasd7( icompg, nl, nr, sqr, k, d, z, zw, vf, vfw, vl, vlw, alpha, beta,
dsigma, idx, idxp, idxq, perm, givptr, givcol, ldgcol, givnum, ldgnum, c, s,
info )
```

```
call dlasd7( icompg, nl, nr, sqr, k, d, z, zw, vf, vfw, vl, vlw, alpha, beta,
dsigma, idx, idxp, idxq, perm, givptr, givcol, ldgcol, givnum, ldgnum, c, s,
info )
```

Description

This routine is declared in `mk1_lapack.fi` for FORTRAN 77 interface and in `mk1_lapack.h` for C interface.

The routine `?lasd7` merges the two sets of singular values together into a single sorted set. Then it tries to deflate the size of the problem. There are two ways in which deflation can occur: when two or more singular values are close together or if there is a tiny entry in the z vector. For each such occurrence the order of the related secular equation problem is reduced by one. `?lasd7` is called from `?lasd6`.

Input Parameters

<i>icompg</i>	<p>INTEGER. Specifies whether singular vectors are to be computed in compact form, as follows:</p> <ul style="list-style-type: none"> = 0: Compute singular values only. = 1: Compute singular vectors of upper bidiagonal matrix in compact form.
<i>nl</i>	<p>INTEGER. The row dimension of the upper block.</p> <p>$nl \geq 1$.</p>
<i>nr</i>	<p>INTEGER. The row dimension of the lower block.</p> <p>$nr \geq 1$.</p>
<i>sqre</i>	<p>INTEGER.</p> <ul style="list-style-type: none"> = 0: the lower block is an nr-by-nr square matrix. = 1: the lower block is an nr-by-$(nr+1)$ rectangular matrix. <p>The bidiagonal matrix has $n = nl + nr + 1$ rows and $m = n + sqre \geq n$ columns.</p>
<i>d</i>	<p>REAL for <code>slasd7</code> DOUBLE PRECISION for <code>dlasd7</code> Array, DIMENSION (n). On entry <i>d</i> contains the singular values of the two submatrices to be combined.</p>
<i>zw</i>	<p>REAL for <code>slasd7</code> DOUBLE PRECISION for <code>dlasd7</code> Array, DIMENSION (m). Workspace for z.</p>
<i>vf</i>	<p>REAL for <code>slasd7</code> DOUBLE PRECISION for <code>dlasd7</code> Array, DIMENSION (m). On entry, <code>vf(1:nl+1)</code> contains the first components of all right singular vectors of the upper block; and <code>vf(nl+2:m)</code> contains the first components of all right singular vectors of the lower block.</p>
<i>vfw</i>	<p>REAL for <code>slasd7</code></p>

	DOUBLE PRECISION for dlasd7 Array, DIMENSION (<i>m</i>). Workspace for <i>vf</i> .
<i>vl</i>	REAL for slasd7 DOUBLE PRECISION for dlasd7 Array, DIMENSION (<i>m</i>). On entry, <i>vl</i> (1: <i>nl</i> +1) contains the last components of all right singular vectors of the upper block; and <i>vl</i> (<i>nl</i> +2: <i>m</i>) contains the last components of all right singular vectors of the lower block.
<i>VLW</i>	REAL for slasd7 DOUBLE PRECISION for dlasd7 Array, DIMENSION (<i>m</i>). Workspace for VL.
<i>alpha</i>	REAL for slasd7 DOUBLE PRECISION for dlasd7. Contains the diagonal element associated with the added row.
<i>beta</i>	REAL for slasd7 DOUBLE PRECISION for dlasd7 Contains the off-diagonal element associated with the added row.
<i>idx</i>	INTEGER. Workspace array, DIMENSION (<i>n</i>). This will contain the permutation used to sort the contents of <i>d</i> into ascending order.
<i>idxp</i>	INTEGER. Workspace array, DIMENSION (<i>n</i>). This will contain the permutation used to place deflated values of <i>d</i> at the end of the array.
<i>idxq</i>	INTEGER. Array, DIMENSION (<i>n</i>). This contains the permutation which separately sorts the two sub-problems in <i>d</i> into ascending order. Note that entries in the first half of this permutation must first be moved one position backward; and entries in the second half must first have <i>nl</i> +1 added to their values.

<i>ldgcol</i>	INTEGER. The leading dimension of the output array <i>givcol</i> , must be at least n .
<i>ldgnum</i>	INTEGER. The leading dimension of the output array <i>givnum</i> , must be at least n .

Output Parameters

<i>k</i>	INTEGER. Contains the dimension of the non-deflated matrix, this is the order of the related secular equation. $1 \leq k \leq n$.
<i>d</i>	On exit, <i>d</i> contains the trailing $(n-k)$ updated singular values (those which were deflated) sorted into increasing order.
<i>z</i>	REAL for <i>slasd7</i> DOUBLE PRECISION for <i>dlsd7</i> . Array, DIMENSION (m). On exit, <i>z</i> contains the updating row vector in the secular equation.
<i>vf</i>	On exit, <i>vf</i> contains the first components of all right singular vectors of the bidiagonal matrix.
<i>vl</i>	On exit, <i>vl</i> contains the last components of all right singular vectors of the bidiagonal matrix.
<i>dsigma</i>	REAL for <i>slasd7</i> DOUBLE PRECISION for <i>dlsd7</i> . Array, DIMENSION (n). Contains a copy of the diagonal elements ($k-1$ singular values and one zero) in the secular equation.
<i>idxp</i>	On output, <i>idxp</i> (2: k) points to the nondeflated <i>d</i> -values and <i>idxp</i> ($k+1:n$) points to the deflated singular values.
<i>perm</i>	INTEGER. Array, DIMENSION (n). The permutations (from deflation and sorting) to be applied to each singular block. Not referenced if <i>icompq</i> = 0.
<i>givptr</i>	INTEGER. The number of Givens rotations which took place in this subproblem. Not referenced if <i>icompq</i> = 0.
<i>givcol</i>	INTEGER.

	<p>Array, DIMENSION (<i>ldgcol</i>, 2). Each pair of numbers indicates a pair of columns to take place in a Givens rotation. Not referenced if <i>icompq</i> = 0.</p>
<i>givnum</i>	<p>REAL for <i>slasd7</i> DOUBLE PRECISION for <i>dlasd7</i>. Array, DIMENSION (<i>ldgnum</i>, 2). Each number indicates the <i>c</i> or <i>s</i> value to be used in the corresponding Givens rotation. Not referenced if <i>icompq</i> = 0.</p>
<i>c</i>	<p>REAL for <i>slasd7</i>. DOUBLE PRECISION for <i>dlasd7</i>. If <i>sgre</i> = 0, then <i>c</i> contains garbage, and if <i>sgre</i> = 1, then <i>c</i> contains <i>c</i>-value of a Givens rotation related to the right null space.</p>
<i>s</i>	<p>REAL for <i>slasd7</i>. DOUBLE PRECISION for <i>dlasd7</i>. If <i>sgre</i> = 0, then <i>s</i> contains garbage, and if <i>sgre</i> = 1, then <i>s</i> contains <i>s</i>-value of a Givens rotation related to the right null space.</p>
<i>info</i>	<p>INTEGER. = 0: successful exit. < 0: if <i>info</i> = -<i>i</i>, the <i>i</i>-th argument had an illegal value.</p>

?lasd8

*Finds the square roots of the roots of the secular equation, and stores, for each element in *D*, the distance to its two nearest poles. Used by ?bdsdc.*

Syntax

```
call slasd8( icompq, k, d, z, vf, vl, difl, difr, lddifr, dsigma, work, info
)
call dlasd8( icompq, k, d, z, vf, vl, difl, difr, lddifr, dsigma, work, info
)
```

Description

This routine is declared in `mk1_lapack.fi` for FORTRAN 77 interface and in `mk1_lapack.h` for C interface.

The routine `?lasd8` finds the square roots of the roots of the secular equation, as defined by the values in *dsigma* and *z*. It makes the appropriate calls to `?lasd4`, and stores, for each element in *d*, the distance to its two nearest poles (elements in *dsigma*). It also updates the arrays *vf* and *vl*, the first and last components of all the right singular vectors of the original bidiagonal matrix. `?lasd8` is called from `?lasd6`.

Input Parameters

<i>icompq</i>	<p>INTEGER. Specifies whether singular vectors are to be computed in factored form in the calling routine:</p> <ul style="list-style-type: none"> = 0: Compute singular values only. = 1: Compute singular vectors in factored form as well.
<i>k</i>	<p>INTEGER. The number of terms in the rational function to be solved by <code>?lasd4</code>. $k \geq 1$.</p>
<i>z</i>	<p>REAL for <code>slasd8</code> DOUBLE PRECISION for <code>dlasd8</code>. Array, DIMENSION (<i>k</i>). The first <i>k</i> elements of this array contain the components of the deflation-adjusted updating row vector.</p>
<i>vf</i>	<p>REAL for <code>slasd8</code> DOUBLE PRECISION for <code>dlasd8</code>. Array, DIMENSION (<i>k</i>). On entry, <i>vf</i> contains information passed through <code>dbede8</code>.</p>
<i>vl</i>	<p>REAL for <code>slasd8</code> DOUBLE PRECISION for <code>dlasd8</code>. Array, DIMENSION (<i>k</i>). On entry, <i>vl</i> contains information passed through <code>dbede8</code>.</p>
<i>lddifr</i>	<p>INTEGER. The leading dimension of the output array <i>difr</i>, must be at least <i>k</i>.</p>
<i>dsigma</i>	<p>REAL for <code>slasd8</code> DOUBLE PRECISION for <code>dlasd8</code>. Array, DIMENSION (<i>k</i>). The first <i>k</i> elements of this array contain the old roots of the deflated updating problem. These are the poles of the secular equation.</p>
<i>work</i>	<p>REAL for <code>slasd8</code> DOUBLE PRECISION for <code>dlasd8</code>.</p>

Workspace array, `DIMENSION` at least $(3k)$.

Output Parameters

<i>d</i>	REAL for <code>slasd8</code> DOUBLE PRECISION for <code>dlasd8</code> . Array, <code>DIMENSION (k)</code> . On output, <i>d</i> contains the updated singular values.
<i>z</i>	Updated on exit.
<i>vf</i>	On exit, <i>vf</i> contains the first <i>k</i> components of the first components of all right singular vectors of the bidiagonal matrix.
<i>vl</i>	On exit, <i>vl</i> contains the first <i>k</i> components of the last components of all right singular vectors of the bidiagonal matrix.
<i>difl</i>	REAL for <code>slasd8</code> DOUBLE PRECISION for <code>dlasd8</code> . Array, <code>DIMENSION (k)</code> . On exit, $difl(i) = d(i) - dsigma(i)$.
<i>difr</i>	REAL for <code>slasd8</code> DOUBLE PRECISION for <code>dlasd8</code> . Array, <code>DIMENSION (lddifr, 2)</code> if <code>icompg = 1</code> and <code>DIMENSION (k)</code> if <code>icompg = 0</code> . On exit, $difr(i,1) = d(i) - dsigma(i+1)$, $difr(k,1)$ is not defined and will not be referenced. If <code>icompg = 1</code> , $difr(1:k,2)$ is an array containing the normalizing factors for the right singular vector matrix.
<i>dsigma</i>	The elements of this array may be very slightly altered in value.
<i>info</i>	INTEGER. = 0: successful exit. < 0: if <i>info</i> = - <i>i</i> , the <i>i</i> -th argument had an illegal value. > 0: If <i>info</i> = 1, an singular value did not converge.

?lasd9

Finds the square roots of the roots of the secular equation, and stores, for each element in D , the distance to its two nearest poles. Used by ?bdsdc.

Syntax

```
call slasd9( icompg, ldu, k, d, z, vf, vl, difl, difr, dsigma, work, info )
call dlasd9( icompg, ldu, k, d, z, vf, vl, difl, difr, dsigma, work, info )
```

Description

This routine is declared in `mkl_lapack.fi` for FORTRAN 77 interface and in `mkl_lapack.h` for C interface.

The routine ?lasd9 finds the square roots of the roots of the secular equation, as defined by the values in *dsigma* and *z*. It makes the appropriate calls to ?lasd4, and stores, for each element in *d*, the distance to its two nearest poles (elements in *dsigma*). It also updates the arrays *vf* and *vl*, the first and last components of all the right singular vectors of the original bidiagonal matrix. ?lasd9 is called from ?lasd7.

Input Parameters

<i>icompg</i>	INTEGER. Specifies whether singular vectors are to be computed in factored form in the calling routine: If <i>icompg</i> = 0, compute singular values only; If <i>icompg</i> = 1, compute singular vector matrices in factored form also.
<i>k</i>	INTEGER. The number of terms in the rational function to be solved by slasd4. $k \geq 1$.
<i>dsigma</i>	REAL for slasd9 DOUBLE PRECISION for dlasd9. Array, DIMENSION(<i>k</i>). The first <i>k</i> elements of this array contain the old roots of the deflated updating problem. These are the poles of the secular equation.
<i>z</i>	REAL for slasd9 DOUBLE PRECISION for dlasd9.

Array, $\text{DIMENSION}(k)$. The first k elements of this array contain the components of the deflation-adjusted updating row vector.

vf REAL for `slasd9`
DOUBLE PRECISION for `dlsd9`.
Array, $\text{DIMENSION}(k)$. On entry, *vf* contains information passed through `sbede8`.

vl REAL for `slasd9`
DOUBLE PRECISION for `dlsd9`.
Array, $\text{DIMENSION}(k)$. On entry, *vl* contains information passed through `sbede8`.

work REAL for `slasd9`
DOUBLE PRECISION for `dlsd9`.
Workspace array, DIMENSION at least $(3k)$.

Output Parameters

d REAL for `slasd9`
DOUBLE PRECISION for `dlsd9`.
Array, $\text{DIMENSION}(k)$. $d(i)$ contains the updated singular values.

vf On exit, *vf* contains the first k components of the first components of all right singular vectors of the bidiagonal matrix.

vl On exit, *vl* contains the first k components of the last components of all right singular vectors of the bidiagonal matrix.

difl REAL for `slasd9`
DOUBLE PRECISION for `dlsd9`.
Array, $\text{DIMENSION}(k)$.
On exit, $difl(i) = d(i) - dsigma(i)$.

difr REAL for `slasd9`
DOUBLE PRECISION for `dlsd9`.
Array,
 $\text{DIMENSION}(ldu, 2)$ if $i\text{compq} = 1$ and
 $\text{DIMENSION}(k)$ if $i\text{compq} = 0$.

On exit, $difr(i, 1) = d(i) - dsigma(i+1)$, $difr(k, 1)$ is not defined and will not be referenced.

If $icompg = 1$, $difr(1:k, 2)$ is an array containing the normalizing factors for the right singular vector matrix.

info

INTEGER.

= 0: successful exit.

< 0: if $info = -i$, the i -th argument had an illegal value.

> 0: If $info = 1$, an singular value did not converge

?lasda

Computes the singular value decomposition (SVD) of a real upper bidiagonal matrix with diagonal d and off-diagonal e . Used by ?bdsdc.

Syntax

```
call slasda( icompq, smlsiz, n, sqre, d, e, u, ldu, vt, k, difl, difr, z,
poles, givptr, givcol, ldgcol, perm, givnum, c, s, work, iwork, info )
```

```
call dlasda( icompq, smlsiz, n, sqre, d, e, u, ldu, vt, k, difl, difr, z,
poles, givptr, givcol, ldgcol, perm, givnum, c, s, work, iwork, info )
```

Description

This routine is declared in `mkl_lapack.fi` for FORTRAN 77 interface and in `mkl_lapack.h` for C interface.

Using a divide and conquer approach, `?lasda` computes the singular value decomposition (SVD) of a real upper bidiagonal n -by- m matrix B with diagonal d and off-diagonal e , where $m = n + sqre$.

The algorithm computes the singular values in the $SVD\ B = U*S*VT$. The orthogonal matrices U and VT are optionally computed in compact form. A related subroutine `?lasd0` computes the singular values and the singular vectors in explicit form.

Input Parameters

icompg

INTEGER.

Specifies whether singular vectors are to be computed in compact form, as follows:

= 0: Compute singular values only.

	= 1: Compute singular vectors of upper bidiagonal matrix in compact form.
<i>smlsiz</i>	INTEGER. The maximum size of the subproblems at the bottom of the computation tree.
<i>n</i>	INTEGER. The row dimension of the upper bidiagonal matrix. This is also the dimension of the main diagonal array <i>d</i> .
<i>sqre</i>	INTEGER. Specifies the column dimension of the bidiagonal matrix. If <i>sqre</i> = 0: the bidiagonal matrix has column dimension $m = n$ If <i>sqre</i> = 1: the bidiagonal matrix has column dimension $m = n + 1$.
<i>d</i>	REAL for <i>slasda</i> DOUBLE PRECISION for <i>dlasda</i> . Array, DIMENSION (<i>n</i>). On entry, <i>d</i> contains the main diagonal of the bidiagonal matrix.
<i>e</i>	REAL for <i>slasda</i> DOUBLE PRECISION for <i>dlasda</i> . Array, DIMENSION ($m - 1$). Contains the subdiagonal entries of the bidiagonal matrix. On exit, <i>e</i> is destroyed.
<i>ldu</i>	INTEGER. The leading dimension of arrays <i>u</i> , <i>vt</i> , <i>difl</i> , <i>difr</i> , <i>poles</i> , <i>givnum</i> , and <i>z</i> . $ldu \geq n$.
<i>ldgcol</i>	INTEGER. The leading dimension of arrays <i>givcol</i> and <i>perm</i> . $ldgcol \geq n$.
<i>work</i>	REAL for <i>slasda</i> DOUBLE PRECISION for <i>dlasda</i> . Workspace array, DIMENSION $(6n + (smlsiz + 1)^2)$.
<i>iwork</i>	INTEGER. Workspace array, <i>Dimension</i> must be at least $(7n)$.

Output Parameters

<i>d</i>	On exit <i>d</i> , if <i>info</i> = 0, contains the singular values of the bidiagonal matrix.
<i>u</i>	REAL for <i>slasda</i>

DOUBLE PRECISION for dlasda.
Array, DIMENSION (*ldu*, *smlsiz*) if *icompg* = 1.
 Not referenced if *icompg* = 0.
 If *icompg* = 1, on exit, *u* contains the left singular vector matrices of all subproblems at the bottom level.

vt REAL for slasda
 DOUBLE PRECISION for dlasda.
Array, DIMENSION (*ldu*, *smlsiz*+1) if *icompg* = 1, and not referenced if *icompg* = 0. If *icompg* = 1, on exit, *vt* contains the right singular vector matrices of all subproblems at the bottom level.

k INTEGER.
Array, DIMENSION (*n*) if *icompg* = 1 and DIMENSION (1) if *icompg* = 0.
 If *icompg* = 1, on exit, *k*(*i*) is the dimension of the *i*-th secular equation on the computation tree.

difl REAL for slasda
 DOUBLE PRECISION for dlasda.
Array, DIMENSION (*ldu*, *nlvl*),
 where *nlvl* = floor(log₂(*n*/*smlsiz*)).

difr REAL for slasda
 DOUBLE PRECISION for dlasda.
Array,
 DIMENSION (*ldu*, 2 *nlvl*) if *icompg* = 1 and DIMENSION (*n*) if *icompg* = 0.
 If *icompg* = 1, on exit, *difl*(1:*n*, *i*) and *difr*(1:*n*, 2*i* - 1) record distances between singular values on the *i*-th level and singular values on the (*i* - 1)-th level, and *difr*(1:*n*, 2*i*) contains the normalizing factors for the right singular vector matrix. See ?lasd8 for details.

z REAL for slasda
 DOUBLE PRECISION for dlasda.
Array,
 DIMENSION (*ldu*, *nlvl*) if *icompg* = 1 and DIMENSION (*n*) if *icompg* = 0. The first *k* elements of *z*(1, *i*) contain the components of the deflation-adjusted updating row vector for subproblems on the *i*-th level.

<i>poles</i>	<p>REAL for slasda DOUBLE PRECISION for dlasda Array, DIMENSION (<i>ldu</i>, 2*<i>nlvl</i>) if <i>icompg</i> = 1, and not referenced if <i>icompg</i> = 0. If <i>icompg</i> = 1, on exit, <i>poles</i>(1, 2<i>i</i> - 1) and <i>poles</i>(1, 2<i>i</i>) contain the new and old singular values involved in the secular equations on the <i>i</i>-th level.</p>
<i>givptr</i>	<p>INTEGER. Array, DIMENSION (<i>n</i>) if <i>icompg</i> = 1, and not referenced if <i>icompg</i> = 0. If <i>icompg</i> = 1, on exit, <i>givptr</i>(<i>i</i>) records the number of Givens rotations performed on the <i>i</i>-th problem on the computation tree.</p>
<i>givcol</i>	<p>INTEGER . Array, DIMENSION (<i>ldgcol</i>, 2*<i>nlvl</i>) if <i>icompg</i> = 1, and not referenced if <i>icompg</i> = 0. If <i>icompg</i> = 1, on exit, for each <i>i</i>, <i>givcol</i>(1, 2 <i>i</i> - 1) and <i>givcol</i>(1, 2 <i>i</i>) record the locations of Givens rotations performed on the <i>i</i>-th level on the computation tree.</p>
<i>perm</i>	<p>INTEGER . Array, DIMENSION (<i>ldgcol</i>, <i>nlvl</i>) if <i>icompg</i> = 1, and not referenced if <i>icompg</i> = 0. If <i>icompg</i> = 1, on exit, <i>perm</i> (1, <i>i</i>) records permutations done on the <i>i</i>-th level of the computation tree.</p>
<i>givnum</i>	<p>REAL for slasda DOUBLE PRECISION for dlasda. Array DIMENSION (<i>ldu</i>, 2*<i>nlvl</i>) if <i>icompg</i> = 1, and not referenced if <i>icompg</i> = 0. If <i>icompg</i> = 1, on exit, for each <i>i</i>, <i>givnum</i>(1, 2 <i>i</i> - 1) and <i>givnum</i>(1, 2 <i>i</i>) record the <i>c</i>- and <i>s</i>-values of Givens rotations performed on the <i>i</i>-th level on the computation tree.</p>
<i>c</i>	<p>REAL for slasda DOUBLE PRECISION for dlasda. Array, DIMENSION (<i>n</i>) if <i>icompg</i> = 1, and DIMENSION (1) if <i>icompg</i> = 0. If <i>icompg</i> = 1 and the <i>i</i>-th subproblem is not square, on exit, <i>c</i>(<i>i</i>) contains the <i>c</i>-value of a Givens rotation related to the right null space of the <i>i</i>-th subproblem.</p>
<i>s</i>	<p>REAL for slasda</p>

DOUBLE PRECISION for dlasda.
Array,
 DIMENSION (n) *icompg* = 1, and
 DIMENSION (1) if *icompg* = 0.
 If *icompg* = 1 and the *i*-th subproblem is not square, on
 exit, *s*(*i*) contains the *s*-value of a Givens rotation related
 to the right null space of the *i*-th subproblem.

info INTEGER.
 = 0: successful exit.
 < 0: if *info* = -*i*, the *i*-th argument had an illegal value
 > 0: If *info* = 1, an singular value did not converge

?lasdq

*Computes the SVD of a real bidiagonal matrix with
 diagonal *d* and off-diagonal *e*. Used by ?bdsdc.*

Syntax

```
call slasdq( uplo, sqre, n, ncvt, nru, ncc, d, e, vt, ldvt, u, ldu, c, ldc,
work, info )

call dlasdq( uplo, sqre, n, ncvt, nru, ncc, d, e, vt, ldvt, u, ldu, c, ldc,
work, info )
```

Description

This routine is declared in `mk1_lapack.fi` for FORTRAN 77 interface and in `mk1_lapack.h` for C interface.

The routine `?lasdq` computes the singular value decomposition (*SVD*) of a real (upper or lower) bidiagonal matrix with diagonal *d* and off-diagonal *e*, accumulating the transformations if desired. If *B* is the input bidiagonal matrix, the algorithm computes orthogonal matrices *Q* and *P* such that $B = Q * S * P^T$. The singular values *S* are overwritten on *d*.

The input matrix *U* is changed to $U * Q$ if desired.

The input matrix *VT* is changed to $P^T * VT$ if desired.

The input matrix *C* is changed to $Q^T * C$ if desired.

Input Parameters

<i>uplo</i>	CHARACTER*1. On entry, <i>uplo</i> specifies whether the input bidiagonal matrix is upper or lower bidiagonal. If <i>uplo</i> = 'U' or 'u' , <i>B</i> is upper bidiagonal; If <i>uplo</i> = 'L' or 'l' , <i>B</i> is lower bidiagonal.
<i>sqre</i>	INTEGER. = 0: then the input matrix is n -by- n . = 1: then the input matrix is n -by- $(n+1)$ if <i>uplu</i> = 'U' and $(n+1)$ -by- n if <i>uplu</i> = 'L'. The bidiagonal matrix has $n = nl + nr + 1$ rows and $m = n + sqre \geq n$ columns.
<i>n</i>	INTEGER. On entry, <i>n</i> specifies the number of rows and columns in the matrix. <i>n</i> must be at least 0.
<i>ncvt</i>	INTEGER. On entry, <i>ncvt</i> specifies the number of columns of the matrix <i>VT</i> . <i>ncvt</i> must be at least 0.
<i>nru</i>	INTEGER. On entry, <i>nru</i> specifies the number of rows of the matrix <i>U</i> . <i>nru</i> must be at least 0.
<i>ncc</i>	INTEGER. On entry, <i>ncc</i> specifies the number of columns of the matrix <i>C</i> . <i>ncc</i> must be at least 0.
<i>d</i>	REAL for <i>slasdq</i> DOUBLE PRECISION for <i>dlasdq</i> . Array, DIMENSION (<i>n</i>). On entry, <i>d</i> contains the diagonal entries of the bidiagonal matrix.
<i>e</i>	REAL for <i>slasdq</i> DOUBLE PRECISION for <i>dlasdq</i> . Array, DIMENSION is $(n-1)$ if <i>sqre</i> = 0 and n if <i>sqre</i> = 1. On entry, the entries of <i>e</i> contain the off-diagonal entries of the bidiagonal matrix.
<i>vt</i>	REAL for <i>slasdq</i> DOUBLE PRECISION for <i>dlasdq</i> . Array, DIMENSION (<i>ldvt</i> , <i>ncvt</i>). On entry, contains a matrix which on exit has been premultiplied by P^T , dimension n -by- <i>ncvt</i> if <i>sqre</i> = 0 and $(n+1)$ -by- <i>ncvt</i> if <i>sqre</i> = 1 (not referenced if <i>ncvt</i> =0).

<i>ldvt</i>	INTEGER. On entry, <i>ldvt</i> specifies the leading dimension of <i>vt</i> as declared in the calling (sub) program. <i>ldvt</i> must be at least 1. If <i>ncvt</i> is nonzero, <i>ldvt</i> must also be at least <i>n</i> .
<i>u</i>	REAL for <i>slasdq</i> DOUBLE PRECISION for <i>dlsdq</i> . Array, DIMENSION (<i>ldu</i> , <i>n</i>). On entry, contains a matrix which on exit has been postmultiplied by <i>Q</i> , dimension <i>nru</i> -by- <i>n</i> if <i>sqre</i> = 0 and <i>nru</i> -by- <i>(n+1)</i> if <i>sqre</i> = 1 (not referenced if <i>nru</i> =0).
<i>ldu</i>	INTEGER. On entry, <i>ldu</i> specifies the leading dimension of <i>u</i> as declared in the calling (sub) program. <i>ldu</i> must be at least $\max(1, \text{ } nru \text{ })$.
<i>c</i>	REAL for <i>slasdq</i> DOUBLE PRECISION for <i>dlsdq</i> . Array, DIMENSION (<i>ldc</i> , <i>ncc</i>). On entry, contains an <i>n</i> -by- <i>ncc</i> matrix which on exit has been premultiplied by <i>Q'</i> , dimension <i>n</i> -by- <i>ncc</i> if <i>sqre</i> = 0 and <i>(n+1)</i> -by- <i>ncc</i> if <i>sqre</i> = 1 (not referenced if <i>ncc</i> =0).
<i>ldc</i>	INTEGER. On entry, <i>ldc</i> specifies the leading dimension of <i>c</i> as declared in the calling (sub) program. <i>ldc</i> must be at least 1. If <i>ncc</i> is non-zero, <i>ldc</i> must also be at least <i>n</i> .
<i>work</i>	REAL for <i>slasdq</i> DOUBLE PRECISION for <i>dlsdq</i> . Array, DIMENSION (<i>4n</i>). This is a workspace array. Only referenced if one of <i>ncvt</i> , <i>nru</i> , or <i>ncc</i> is nonzero, and if <i>n</i> is at least 2.

Output Parameters

<i>d</i>	On normal exit, <i>d</i> contains the singular values in ascending order.
<i>e</i>	On normal exit, <i>e</i> will contain 0. If the algorithm does not converge, <i>d</i> and <i>e</i> will contain the diagonal and superdiagonal entries of a bidiagonal matrix orthogonally equivalent to the one given as input.
<i>vt</i>	On exit, the matrix has been premultiplied by <i>P'</i> .

<i>u</i>	On exit, the matrix has been postmultiplied by Q .
<i>c</i>	On exit, the matrix has been premultiplied by Q' .
<i>info</i>	INTEGER. On exit, a value of 0 indicates a successful exit. If <i>info</i> < 0, argument number - <i>info</i> is illegal. If <i>info</i> > 0, the algorithm did not converge, and <i>info</i> specifies how many superdiagonals did not converge.

?lasdt

Creates a tree of subproblems for bidiagonal divide and conquer. Used by ?bdsdc.

Syntax

```
call slasdt( n, lvl, nd, inode, ndiml, ndimr, msub )
call dlasdt( n, lvl, nd, inode, ndiml, ndimr, msub )
```

Description

This routine is declared in `mkl_lapack.fi` for FORTRAN 77 interface and in `mkl_lapack.h` for C interface.

The routine creates a tree of subproblems for bidiagonal divide and conquer.

Input Parameters

<i>n</i>	INTEGER. On entry, the number of diagonal elements of the bidiagonal matrix.
<i>msub</i>	INTEGER. On entry, the maximum row dimension each subproblem at the bottom of the tree can be of.

Output Parameters

<i>lvl</i>	INTEGER. On exit, the number of levels on the computation tree.
<i>nd</i>	INTEGER. On exit, the number of nodes on the tree.
<i>inode</i>	INTEGER. Array, DIMENSION (<i>n</i>). On exit, centers of subproblems.
<i>ndiml</i>	INTEGER .

	Array, DIMENSION (n). On exit, row dimensions of left children.
$ndimr$	INTEGER . Array, DIMENSION (n). On exit, row dimensions of right children.

zlaset

Initializes the off-diagonal elements and the diagonal elements of a matrix to given values.

Syntax

```
call slaset( uplo, m, n, alpha, beta, a, lda )
call dlaset( uplo, m, n, alpha, beta, a, lda )
call claset( uplo, m, n, alpha, beta, a, lda )
call zlaset( uplo, m, n, alpha, beta, a, lda )
```

Description

This routine is declared in `mkl_lapack.fi` for FORTRAN 77 interface and in `mkl_lapack.h` for C interface.

The routine initializes an m -by- n matrix A to β on the diagonal and α on the off-diagonals.

Input Parameters

$uplo$	CHARACTER*1. Specifies the part of the matrix A to be set. If $uplo = 'U'$, upper triangular part is set; the strictly lower triangular part of A is not changed. If $uplo = 'L'$: lower triangular part is set; the strictly upper triangular part of A is not changed. Otherwise: All of the matrix A is set.
m	INTEGER. The number of rows of the matrix A . $m \geq 0$.
n	INTEGER. The number of columns of the matrix A . $n \geq 0$.
α, β	REAL for <code>slaset</code> DOUBLE PRECISION for <code>dlaset</code>

COMPLEX for claset
 COMPLEX*16 for zlaset.
 The constants to which the off-diagonal and diagonal
 elements are to be set, respectively.

a REAL for slaset
 DOUBLE PRECISION for dlaset
 COMPLEX for claset
 COMPLEX*16 for zlaset.
 Array, DIMENSION (*lda*, *n*).
 On entry, the *m*-by-*n* matrix *A*.

lda INTEGER. The leading dimension of the array *a*.
lda ≥ max(1, *m*).

Output Parameters

a On exit, the leading *m*-by-*n* submatrix of *A* is set as follows:
 if *uplo* = 'U', $A(i, j) = \alpha, 1 \leq i \leq j-1, 1 \leq j \leq n$,
 if *uplo* = 'L', $A(i, j) = \alpha, j+1 \leq i \leq m, 1 \leq j \leq n$,
 otherwise, $A(i, j) = \alpha, 1 \leq i \leq m, 1 \leq j \leq n, i \neq j$,
 and, for all *uplo*, $A(i, i) = \beta, 1 \leq i \leq \min(m, n)$.

?lasq1

*Computes the singular values of a real square
 bidiagonal matrix. Used by ?bdsqr.*

Syntax

```
call slasq1( n, d, e, work, info )
call dlasq1( n, d, e, work, info )
```

Description

This routine is declared in `mk1_lapack.fi` for FORTRAN 77 interface and in `mk1_lapack.h` for C interface.

The routine `?lasq1` computes the singular values of a real n -by- n bidiagonal matrix with diagonal d and off-diagonal e . The singular values are computed to high relative accuracy, in the absence of denormalization, underflow and overflow.

Input Parameters

n	INTEGER. The number of rows and columns in the matrix. $n \geq 0$.
d	REAL for <code>slasq1</code> DOUBLE PRECISION for <code>dlasq1</code> . Array, DIMENSION (n). On entry, d contains the diagonal elements of the bidiagonal matrix whose <i>SVD</i> is desired.
e	REAL for <code>slasq1</code> DOUBLE PRECISION for <code>dlasq1</code> . Array, DIMENSION (n). On entry, elements $e(1:n-1)$ contain the off-diagonal elements of the bidiagonal matrix whose <i>SVD</i> is desired.
$work$	REAL for <code>slasq1</code> DOUBLE PRECISION for <code>dlasq1</code> . Workspace array, DIMENSION ($4n$).

Output Parameters

d	On normal exit, d contains the singular values in decreasing order.
e	On exit, e is overwritten.
$info$	INTEGER. = 0: successful exit; < 0: if $info = -i$, the i -th argument had an illegal value; > 0: the algorithm failed: = 1, a split was marked by a positive value in e ; = 2, current block of z not diagonalized after $30n$ iterations (in inner while loop); = 3, termination criterion of outer while loop not met (program created more than n unreduced blocks).

?lasq2

Computes all the eigenvalues of the symmetric positive definite tridiagonal matrix associated with the qd array z to high relative accuracy. Used by ?bdsqr and ?stegr.

Syntax

```
call slasq2( n, z, info )
```

```
call dlasq2( n, z, info )
```

Description

This routine is declared in `mkl_lapack.fi` for FORTRAN 77 interface and in `mkl_lapack.h` for C interface.

The routine ?lasq2 computes all the eigenvalues of the symmetric positive definite tridiagonal matrix associated with the qd array z to high relative accuracy, in the absence of denormalization, underflow and overflow.

To see the relation of z to the tridiagonal matrix, let L be a unit lower bidiagonal matrix with subdiagonals $z(2,4,6,...)$ and let U be an upper bidiagonal matrix with 1's above and diagonal $z(1,3,5,...)$. The tridiagonal is LU or, if you prefer, the symmetric tridiagonal to which it is similar.

Input Parameters

n	INTEGER. The number of rows and columns in the matrix. $n \geq 0$.
z	REAL for <code>slasq2</code> DOUBLE PRECISION for <code>dlasq2</code> . Array, DIMENSION (4 * n). On entry, z holds the qd array.

Output Parameters

<i>z</i>	On exit, entries 1 to <i>n</i> hold the eigenvalues in decreasing order, <i>z</i> (2 <i>n</i> +1) holds the trace, and <i>z</i> (2 <i>n</i> +2) holds the sum of the eigenvalues. If <i>n</i> > 2, then <i>z</i> (2 <i>n</i> +3) holds the iteration count, <i>z</i> (2 <i>n</i> +4) holds <i>ndivs</i> / <i>nin</i> ² , and <i>z</i> (2 <i>n</i> +5) holds the percentage of shifts that failed.
<i>info</i>	<p>INTEGER.</p> <p>= 0: successful exit;</p> <p>< 0: if the <i>i</i>-th argument is a scalar and had an illegal value, then <i>info</i> = -<i>i</i>, if the <i>i</i>-th argument is an array and the <i>j</i>-entry had an illegal value, then <i>info</i> = -(<i>i</i>*100+ <i>j</i>);</p> <p>> 0: the algorithm failed:</p> <p>= 1, a split was marked by a positive value in <i>e</i>;</p> <p>= 2, current block of <i>z</i> not diagonalized after 30*<i>n</i> iterations (in inner while loop);</p> <p>= 3, termination criterion of outer while loop not met (program created more than <i>n</i> unreduced blocks).</p>

Application Notes

The routine ?lasq2 defines a logical variable, *ieee*, which is .TRUE. on machines which follow ieee-754 floating-point standard in their handling of infinities and NaNs, and .FALSE. otherwise. This variable is passed to ?lasq3.

?lasq3

Checks for deflation, computes a shift and calls dqds. Used by ?bdsqr.

Syntax

```
call slasq3( i0, n0, z, pp, dmin, sigma, desig, qmax, nfail, iter, ndiv, ieee,
           ttype, dmin1, dmin2, dn, dn1, dn2, g, tau )

call dlasq3( i0, n0, z, pp, dmin, sigma, desig, qmax, nfail, iter, ndiv, ieee,
           ttype, dmin1, dmin2, dn, dn1, dn2, g, tau )
```

Description

This routine is declared in `mk1_lapack.fi` for FORTRAN 77 interface and in `mk1_lapack.h` for C interface.

The routine `?lasq3` checks for deflation, computes a shift τ , and calls `dqds`. In case of failure, it changes shifts, and tries again until output is positive.

Input Parameters

<i>i0</i>	INTEGER. First index.
<i>n0</i>	INTEGER. Last index.
<i>z</i>	REAL for <code>slasq3</code> DOUBLE PRECISION for <code>dlasq3</code> . Array, DIMENSION (4 <i>n</i>). <i>z</i> holds the <i>qd</i> array.
<i>pp</i>	INTEGER. <i>pp</i> =0 for ping, <i>pp</i> =1 for pong. <i>pp</i> =2 indicates that flipping was applied to the <i>z</i> array and that the initial tests for deflation should not be performed.
<i>desig</i>	REAL for <code>slasq3</code> DOUBLE PRECISION for <code>dlasq3</code> . Lower order part of <i>sigma</i> .
<i>qmax</i>	REAL for <code>slasq3</code> DOUBLE PRECISION for <code>dlasq3</code> . Maximum value of <i>q</i> .
<i>ieee</i>	LOGICAL. Flag for <code>ieee</code> or non- <code>ieee</code> arithmetic (passed to <code>?lasq5</code>).
<i>ttype</i>	INTEGER. Shift type.
<i>dmin1</i> , <i>dmin2</i> , <i>dn</i> , <i>dn1</i> , <i>dn2</i> , <i>g</i> , <i>tau</i>	REAL for <code>slasq3</code> DOUBLE PRECISION for <code>dlasq3</code> . These scalars are passed as arguments in order to save their values between calls to <code>?lasq3</code> .

Output Parameters

<i>dmin</i>	REAL for <code>slasq3</code> DOUBLE PRECISION for <code>dlasq3</code> . Minimum value of <i>d</i> .
-------------	---

<i>pp</i>	INTEGER. <i>pp</i> =0 for ping, <i>pp</i> =1 for pong. <i>pp</i> =2 indicates that flipping was applied to the <i>z</i> array and that the initial tests for deflation should not be performed.
<i>sigma</i>	REAL for slasq3 DOUBLE PRECISION for dlasq3. Sum of shifts used in the current segment.
<i>desig</i>	Lower order part of <i>sigma</i> .
<i>nfail</i>	INTEGER. Number of times shift was too big.
<i>iter</i>	INTEGER. Number of iterations.
<i>ndiv</i>	INTEGER. Number of divisions.
<i>ttype</i>	INTEGER. Shift type.
<i>dmin1, dmin2, dn, dn1,</i> <i>dn2, g, tau</i>	REAL for slasq3 DOUBLE PRECISION for dlasq3. These scalars are passed as arguments in order to save their values between calls to ?lasq3.

?lasq4

Computes an approximation to the smallest eigenvalue using values of d from the previous transform. Used by ?bdsqr.

Syntax

```
call slasq4( i0, n0, z, pp, n0in, dmin, dmin1, dmin2, dn, dn1, dn2, tau,
           ttype, g )
call dlasq4( i0, n0, z, pp, n0in, dmin, dmin1, dmin2, dn, dn1, dn2, tau,
           ttype, g )
```

Description

This routine is declared in `mkl_lapack.fi` for FORTRAN 77 interface and in `mkl_lapack.h` for C interface.

The routine computes an approximation *tau* to the smallest eigenvalue using values of *d* from the previous transform.

Input Parameters

<i>i0</i>	INTEGER. First index.
<i>n0</i>	INTEGER. Last index.
<i>z</i>	REAL for slasq4 DOUBLE PRECISION for dlasq4. Array, DIMENSION (4 <i>n</i>). <i>z</i> holds the <i>qd</i> array.
<i>pp</i>	INTEGER. <i>pp</i> =0 for ping, <i>pp</i> =1 for pong.
<i>n0in</i>	INTEGER. The value of <i>n0</i> at start of eigtest.
<i>dmin</i>	REAL for slasq4 DOUBLE PRECISION for dlasq4. Minimum value of <i>d</i> .
<i>dmin1</i>	REAL for slasq4 DOUBLE PRECISION for dlasq4. Minimum value of <i>d</i> , excluding <i>d</i> (<i>n0</i>).
<i>dmin2</i>	REAL for slasq4 DOUBLE PRECISION for dlasq4. Minimum value of <i>d</i> , excluding <i>d</i> (<i>n0</i>) and <i>d</i> (<i>n0</i> -1).
<i>dn</i>	REAL for slasq4 DOUBLE PRECISION for dlasq4. Contains <i>d</i> (<i>n</i>).
<i>dn1</i>	REAL for slasq4 DOUBLE PRECISION for dlasq4. Contains <i>d</i> (<i>n</i> -1).
<i>dn2</i>	REAL for slasq4 DOUBLE PRECISION for dlasq4. Contains <i>d</i> (<i>n</i> -2).
<i>g</i>	REAL for slasq4 DOUBLE PRECISION for dlasq4. A scalar passed as an argument in order to save its value between calls to ?lasq4.

Output Parameters

<i>tau</i>	REAL for slasq4 DOUBLE PRECISION for dlasq4. Shift.
<i>ttype</i>	INTEGER. Shift type.

g REAL for slasq4
DOUBLE PRECISION for dlasq4.
A scalar passed as an argument in order to save its value
between calls to ?lasq4.

?lasq5

*Computes one dqds transform in ping-pong form.
Used by ?bdsqr and ?stegr.*

Syntax

```
call slasq5( i0, n0, z, pp, tau, dmin, dmin1, dmin2, dn, dnm1, dnm2, ieee )
call dlasq5( i0, n0, z, pp, tau, dmin, dmin1, dmin2, dn, dnm1, dnm2, ieee )
```

Description

This routine is declared in `mkl_lapack.fi` for FORTRAN 77 interface and in `mkl_lapack.h` for C interface.

The routine computes one dqds transform in ping-pong form: one version for ieee machines, another for non-ieee machines.

Input Parameters

<i>i0</i>	INTEGER. First index.
<i>n0</i>	INTEGER. Last index.
<i>z</i>	REAL for slasq5 DOUBLE PRECISION for dlasq5. Array, DIMENSION (4 <i>n</i>). <i>z</i> holds the qd array. <i>emin</i> is stored in <i>z</i> (4* <i>n0</i>) to avoid an extra argument.
<i>pp</i>	INTEGER. <i>pp</i> =0 for ping, <i>pp</i> =1 for pong.
<i>tau</i>	REAL for slasq5 DOUBLE PRECISION for dlasq5. This is the shift.
<i>ieee</i>	LOGICAL. Flag for IEEE or non-IEEE arithmetic.

Output Parameters

<i>dmin</i>	REAL for slasq5 DOUBLE PRECISION for dlasq5. Minimum value of d .
<i>dmin1</i>	REAL for slasq5 DOUBLE PRECISION for dlasq5. Minimum value of d , excluding $d(n0)$.
<i>dmin2</i>	REAL for slasq5 DOUBLE PRECISION for dlasq5. Minimum value of d , excluding $d(n0)$ and $d(n0-1)$.
<i>dn</i>	REAL for slasq5 DOUBLE PRECISION for dlasq5. Contains $d(n0)$, the last value of d .
<i>dnm1</i>	REAL for slasq5 DOUBLE PRECISION for dlasq5. Contains $d(n0-1)$.
<i>dnm2</i>	REAL for slasq5 DOUBLE PRECISION for dlasq5. Contains $d(n0-2)$.

?lasq6

Computes one dqd transform in ping-pong form.

Used by ?bdsqr and ?stegr.

Syntax

```
call slasq6( i0, n0, z, pp, dmin, dmin1, dmin2, dn, dnm1, dnm2 )
```

```
call dlasq6( i0, n0, z, pp, dmin, dmin1, dmin2, dn, dnm1, dnm2 )
```

Description

This routine is declared in `mk1_lapack.fi` for FORTRAN 77 interface and in `mk1_lapack.h` for C interface.

The routine ?lasq6 computes one dqd (shift equal to zero) transform in ping-pong form, with protection against underflow and overflow.

Input Parameters

<i>i0</i>	INTEGER. First index.
<i>n0</i>	INTEGER. Last index.
<i>z</i>	REAL for slasq6 DOUBLE PRECISION for dlasq6. Array, DIMENSION (4 <i>n</i>). <i>z</i> holds the qd array. <i>emin</i> is stored in <i>z</i> (4* <i>n0</i>) to avoid an extra argument.
<i>pp</i>	INTEGER. <i>pp</i> =0 for ping, <i>pp</i> =1 for pong.

Output Parameters

<i>dmin</i>	REAL for slasq6 DOUBLE PRECISION for dlasq6. Minimum value of <i>d</i> .
<i>dmin1</i>	REAL for slasq6 DOUBLE PRECISION for dlasq6. Minimum value of <i>d</i> , excluding <i>d</i> (<i>n0</i>).
<i>dmin2</i>	REAL for slasq6 DOUBLE PRECISION for dlasq6. Minimum value of <i>d</i> , excluding <i>d</i> (<i>n0</i>) and <i>d</i> (<i>n0</i> -1).
<i>dn</i>	REAL for slasq6 DOUBLE PRECISION for dlasq6. Contains <i>d</i> (<i>n0</i>), the last value of <i>d</i> .
<i>dnm1</i>	REAL for slasq6 DOUBLE PRECISION for dlasq6. Contains <i>d</i> (<i>n0</i> -1).
<i>dnm2</i>	REAL for slasq6 DOUBLE PRECISION for dlasq6. Contains <i>d</i> (<i>n0</i> -2).

?lasr

Applies a sequence of plane rotations to a general rectangular matrix.

Syntax

```
call slasr( side, pivot, direct, m, n, c, s, a, lda )
```



```
call dlasr( side, pivot, direct, m, n, c, s, a, lda )
call clasr( side, pivot, direct, m, n, c, s, a, lda )
call zlasr( side, pivot, direct, m, n, c, s, a, lda )
```

Description

This routine is declared in `mk1_lapack.fi` for FORTRAN 77 interface and in `mk1_lapack.h` for C interface.

The routine applies a sequence of plane rotations to a real/complex matrix A , from the left or the right.

$A := P^*A$, when $side = 'L'$ (Left-hand side)

$A := A^*P$, when $side = 'R'$ (Right-hand side)

where P is an orthogonal matrix consisting of a sequence of plane rotations with $z = m$ when $side = 'L'$ and $z = n$ when $side = 'R'$.

When $direct = 'F'$ (Forward sequence), then

$P = P(z-1) * \dots * P(2) * P(1)$,

and when $direct = 'B'$ (Backward sequence), then

$P = P(1) * P(2) * \dots * P(z-1)$,

where $P(k)$ is a plane rotation matrix defined by the 2-by-2 plane rotation:

$$R(k) = \begin{bmatrix} c(k) & s(k) \\ -s(k) & c(k) \end{bmatrix}$$

When $pivot = 'V'$ (Variable pivot), the rotation is performed for the plane $(k, k + 1)$, that is, $P(k)$ has the form

$$P(k) = \begin{bmatrix} 1 & & & & & \\ & \dots & & & & \\ & & 1 & & & \\ & & & c(k) & s(k) & \\ & & & -s(k) & c(k) & \\ & & & & & 1 \\ & & & & & \dots \\ & & & & & & 1 \end{bmatrix}$$

where $R(k)$ appears as a rank-2 modification to the identity matrix in rows and columns k and $k+1$.

When $pivot = 'T'$ (Top pivot), the rotation is performed for the plane $(1, k+1)$, so $P(k)$ has the form

$$P(k) = \begin{bmatrix} c(k) & & & & s(k) & & \\ & 1 & & & & & \\ & & \dots & & & & \\ & & & 1 & & & \\ -s(k) & & & & c(k) & & \\ & & & & & 1 & \\ & & & & & \dots & \\ & & & & & & 1 \end{bmatrix}$$

where $R(k)$ appears in rows and columns k and $k+1$.

Similarly, when $pivot = 'B'$ (Bottom pivot), the rotation is performed for the plane (k, z) , giving $P(k)$ the form

$$P(k) = \begin{bmatrix} 1 & & & & & \\ & \dots & & & & \\ & & 1 & & & \\ & & & c(k) & & s(k) \\ & & & & 1 & \\ & & & & & \dots \\ & & & & & & 1 \\ & & & -s(k) & & & c(k) \end{bmatrix}$$

where $R(k)$ appears in rows and columns k and z . The rotations are performed without ever forming $P(k)$ explicitly.

Input Parameters

<i>side</i>	<p>CHARACTER*1. Specifies whether the plane rotation matrix P is applied to A on the left or the right.</p> <p>= 'L': left, compute $A := P*A$</p> <p>= 'R': right, compute $A := A*P$</p>
<i>direct</i>	<p>CHARACTER*1. Specifies whether P is a forward or backward sequence of plane rotations.</p> <p>= 'F': forward, $P = P(z-1)*\dots*P(2)*P(1)$</p> <p>= 'B': backward, $P = P(1)*P(2)*\dots*P(z-1)$</p>
<i>pivot</i>	<p>CHARACTER*1. Specifies the plane for which $P(k)$ is a plane rotation matrix.</p> <p>= 'V': Variable pivot, the plane $(k, k+1)$</p> <p>= 'T': Top pivot, the plane $(1, k+1)$</p> <p>= 'B': Bottom pivot, the plane (k, z)</p>
<i>m</i>	<p>INTEGER. The number of rows of the matrix A.</p> <p>If $m \leq 1$, an immediate return is effected.</p>
<i>n</i>	<p>INTEGER. The number of columns of the matrix A.</p> <p>If $n \leq 1$, an immediate return is effected.</p>
<i>c, s</i>	<p>REAL for slasr/clasr</p> <p>DOUBLE PRECISION for dlasr/zlasr.</p>

Arrays, DIMENSION
 $(m-1)$ if *side* = 'L',
 $(n-1)$ if *side* = 'R' .
c(k) and *s(k)* contain the cosine and sine of the plane
rotations respectively that define the 2-by-2 plane rotation
part (*R(k)*) of the *P(k)* matrix as described above in
Description.

a REAL for slasr
DOUBLE PRECISION for dlasr
COMPLEX for clasr
COMPLEX*16 for zlasr.
Array, DIMENSION (*lda*, *n*).
The *m*-by-*n* matrix *A*.

lda INTEGER. The leading dimension of the array *a*.
 $lda \geq \max(1, m)$.

Output Parameters

a On exit, *A* is overwritten by *P***A* if *side* = 'R', or by *A***P*
if *side* = 'L'.

?lasrt

Sorts numbers in increasing or decreasing order.

Syntax

```
call slasrt( id, n, d, info )
call dlasrt( id, n, d, info )
```

Description

This routine is declared in `mkl_lapack.fi` for FORTRAN 77 interface and in `mkl_lapack.h` for C interface.

The routine ?lasrt sorts the numbers in *d* in increasing order (if *id* = 'I') or in decreasing order (if *id* = 'D'). It uses Quick Sort, reverting to Insertion Sort on arrays of size ≤ 20 . Dimension of `stack` limits *n* to about 2^{32} .

Input Parameters

id CHARACTER*1.
 = 'I': sort *d* in increasing order;
 = 'D': sort *d* in decreasing order.

n INTEGER. The length of the array *d*.

d REAL for *slasrt*
 DOUBLE PRECISION for *dlasrt*.
 On entry, the array to be sorted.

Output Parameters

d On exit, *d* has been sorted into increasing order
 ($d(1) \leq \dots \leq d(n)$) or into decreasing order
 ($d(1) \geq \dots \geq d(n)$), depending on *id*.

info INTEGER.
 = 0: successful exit
 < 0: if *info* = -*i*, the *i*-th argument had an illegal value.

?lassq

Updates a sum of squares represented in scaled form.

Syntax

```
call slassq( n, x, incx, scale, sumsq )
call dlassq( n, x, incx, scale, sumsq )
call classq( n, x, incx, scale, sumsq )
call zlassq( n, x, incx, scale, sumsq )
```

Description

This routine is declared in `mk1_lapack.fi` for FORTRAN 77 interface and in `mk1_lapack.h` for C interface.

The real routines *slassq*/*dlassq* return the values *scl* and *smsq* such that

$$scl^2 * smsq = x(1)^2 + \dots + x(n)^2 + scale^2 * sumsq,$$

where $x(i) = x(1 + (i - 1) \text{ incx})$.

The value of *sumsq* is assumed to be non-negative and *scl* returns the value

$scl = \max(\text{scale}, \text{abs}(x(i)))$.

Values *scale* and *sumsq* must be supplied in *scale* and *sumsq*, and *scl* and *ssq* are overwritten on *scale* and *sumsq*, respectively.

The complex routines *classq*/*zlassq* return the values *scl* and *ssq* such that

$scl^2 * ssq = x(1)^2 + \dots + x(n)^2 + scale^2 * sumsq$,

where $x(i) = \text{abs}(x(1 + (i - 1) * \text{incx}))$.

The value of *sumsq* is assumed to be at least unity and the value of *ssq* will then satisfy $1.0 \leq ssq \leq sumsq + 2n$

scale is assumed to be non-negative and *scl* returns the value

$scl = \max(\text{scale}, \text{abs}(\text{real}(x(i))), \text{abs}(\text{aimag}(x(i))))$.

Values *scale* and *sumsq* must be supplied in *scale* and *sumsq*, and *scl* and *ssq* are overwritten on *scale* and *sumsq*, respectively.

All routines *?lassq* make only one pass through the vector *x*.

Input Parameters

<i>n</i>	INTEGER. The number of elements to be used from the vector <i>x</i> .
<i>x</i>	REAL for <i>slassq</i> DOUBLE PRECISION for <i>dlassq</i> COMPLEX for <i>classq</i> COMPLEX*16 for <i>zlassq</i> . The vector for which a scaled sum of squares is computed: $x(i) = x(1 + (i - 1) * \text{incx}), 1 \leq i \leq n$.
<i>incx</i>	INTEGER. The increment between successive values of the vector <i>x</i> . <i>incx</i> > 0.
<i>scale</i>	REAL for <i>slassq</i> / <i>classq</i> DOUBLE PRECISION for <i>dlassq</i> / <i>zlassq</i> . On entry, the value <i>scale</i> in the equation above.
<i>sumsq</i>	REAL for <i>slassq</i> / <i>classq</i>

DOUBLE PRECISION for dlassq/zlassq.
On entry, the value *sumsq* in the equation above.

Output Parameters

scale On exit, *scale* is overwritten with *scl*, the scaling factor for the sum of squares.

sumsq For real flavors:
On exit, *sumsq* is overwritten with the value *sumsq* in the equation above.
For complex flavors:
On exit, *sumsq* is overwritten with the value *ssq* in the equation above.

?lasv2

Computes the singular value decomposition of a 2-by-2 triangular matrix.

Syntax

```
call slasv2( f, g, h, ssmin, ssmax, snr, csr, snl, csl )
call dlasv2( f, g, h, ssmin, ssmax, snr, csr, snl, csl )
```

Description

This routine is declared in `mkl_lapack.fi` for FORTRAN 77 interface and in `mkl_lapack.h` for C interface.

The routine ?lasv2 computes the singular value decomposition of a 2-by-2 triangular matrix

$$\begin{bmatrix} f & g \\ 0 & h \end{bmatrix}$$

On return, `abs(ssmax)` is the larger singular value, `abs(ssmin)` is the smaller singular value, and `(csl,snl)` and `(csr,snr)` are the left and right singular vectors for `abs(ssmax)`, giving the decomposition

$$\begin{bmatrix} csl & snl \\ -snl & csl \end{bmatrix} \begin{bmatrix} f & g \\ 0 & h \end{bmatrix} \begin{bmatrix} csr & -snr \\ snr & csr \end{bmatrix} = \begin{bmatrix} ssmax & 0 \\ 0 & ssmin \end{bmatrix}$$

Input Parameters

f, g, h REAL for slasv2
DOUBLE PRECISION for dlasv2.
The (1,1), (1,2) and (2,2) elements of the 2-by-2 matrix, respectively.

Output Parameters

ssmin, ssmax REAL for slasv2
DOUBLE PRECISION for dlasv2.
abs(ssmin) and abs(ssmax) is the smaller and the larger singular value, respectively.

snl, csl REAL for slasv2
DOUBLE PRECISION for dlasv2.
The vector (*csl, snl*) is a unit left singular vector for the singular value **abs(ssmax)**.

snr, csr REAL for slasv2
DOUBLE PRECISION for dlasv2.
The vector (*csr, snr*) is a unit right singular vector for the singular value **abs(ssmax)**.

Application Notes

Any input parameter may be aliased with any output parameter.

Barring over/underflow and assuming a guard digit in subtraction, all output quantities are correct to within a few units in the last place (ulps).

In ieee arithmetic, the code works correctly if one matrix element is infinite. Overflow will not occur unless the largest singular value itself overflows or is within a few ulps of overflow. (On machines with partial overflow, like the Cray, overflow may occur if the largest singular value is within a factor of 2 of overflow.) Underflow is harmless if underflow is gradual. Otherwise, results may correspond to a matrix modified by perturbations of size near the underflow threshold.

?laswp

Performs a series of row interchanges on a general rectangular matrix.

Syntax

```
call slaswp( n, a, lda, k1, k2, ipiv, incx )
call dlaswp( n, a, lda, k1, k2, ipiv, incx )
call claswp( n, a, lda, k1, k2, ipiv, incx )
call zlaswp( n, a, lda, k1, k2, ipiv, incx )
```

Description

This routine is declared in `mk1_lapack.fi` for FORTRAN 77 interface and in `mk1_lapack.h` for C interface.

The routine performs a series of row interchanges on the matrix *A*. One row interchange is initiated for each of rows *k1* through *k2* of *A*.

Input Parameters

<i>n</i>	INTEGER. The number of columns of the matrix <i>A</i> .
<i>a</i>	REAL for <code>slaswp</code> DOUBLE PRECISION for <code>dlaswp</code> COMPLEX for <code>claswp</code> COMPLEX*16 for <code>zlaswp</code> . Array, DIMENSION (<i>lda</i> , <i>n</i>). On entry, the matrix of column dimension <i>n</i> to which the row interchanges will be applied.
<i>lda</i>	INTEGER. The leading dimension of the array <i>a</i> .
<i>k1</i>	INTEGER. The first element of <i>ipiv</i> for which a row interchange will be done.
<i>k2</i>	INTEGER. The last element of <i>ipiv</i> for which a row interchange will be done.
<i>ipiv</i>	INTEGER. Array, DIMENSION (<i>k2</i> * <i>incx</i>). The vector of pivot indices. Only the elements in positions <i>k1</i> through <i>k2</i> of <i>ipiv</i> are accessed.

ipiv(*k*) = 1 implies rows *k* and 1 are to be interchanged.
incx INTEGER. The increment between successive values of *ipiv*.
 If *ipiv* is negative, the pivots are applied in reverse order.

Output Parameters

a On exit, the permuted matrix.

slasy2

Solves the Sylvester matrix equation where the matrices are of order 1 or 2.

Syntax

```
call slasy2( ltranl, ltranr, isgn, n1, n2, tl, ld1l, tr, ld1r, b, ldb, scale,
x, ldx, xnorm, info )
```

```
call dslasy2( ltranl, ltranr, isgn, n1, n2, tl, ld1l, tr, ld1r, b, ldb, scale,
x, ldx, xnorm, info )
```

Description

This routine is declared in `mkl_lapack.fi` for FORTRAN 77 interface and in `mkl_lapack.h` for C interface.

The routine solves for the *n1*-by-*n2* matrix *X*, $1 \leq n1, n2 \leq 2$, in

$$\text{op}(TL) * X + \text{isgn} * X * \text{op}(TR) = \text{scale} * B,$$

where

TL is *n1*-by-*n1*,

TR is *n2*-by-*n2*,

B is *n1*-by-*n2*,

and *isgn* = 1 or -1. $\text{op}(T) = T$ or T^T , where T^T denotes the transpose of *T*.

Input Parameters

ltranl LOGICAL.
 On entry, *ltranl* specifies the $\text{op}(TL)$:
 = .FALSE., $\text{op}(TL) = TL$,

	$= .TRUE., \text{op}(TL) = (TL)^T.$
<i>ltranr</i>	LOGICAL. On entry, <i>ltranr</i> specifies the $\text{op}(TR)$: $= .FALSE., \text{op}(TR) = TR,$ $= .TRUE., \text{op}(TR) = (TR)^T.$
<i>isgn</i>	INTEGER. On entry, <i>isgn</i> specifies the sign of the equation as described before. <i>isgn</i> may only be 1 or -1.
<i>n1</i>	INTEGER. On entry, <i>n1</i> specifies the order of matrix <i>TL</i> . <i>n1</i> may only be 0, 1 or 2.
<i>n2</i>	INTEGER. On entry, <i>n2</i> specifies the order of matrix <i>TR</i> . <i>n2</i> may only be 0, 1 or 2.
<i>tl</i>	REAL for slasy2 DOUBLE PRECISION for dlasy2. Array, DIMENSION (<i>ldtl</i> ,2). On entry, <i>tl</i> contains an <i>n1</i> -by- <i>n1</i> matrix <i>TL</i> .
<i>ldtl</i>	INTEGER. The leading dimension of the matrix <i>TL</i> . $ldtl \geq \max(1, n1).$
<i>tr</i>	REAL for slasy2 DOUBLE PRECISION for dlasy2. Array, DIMENSION (<i>ldtr</i> ,2). On entry, <i>tr</i> contains an <i>n2</i> -by- <i>n2</i> matrix <i>TR</i> .
<i>ldtr</i>	INTEGER. The leading dimension of the matrix <i>TR</i> . $ldtr \geq \max(1, n2).$
<i>b</i>	REAL for slasy2 DOUBLE PRECISION for dlasy2. Array, DIMENSION (<i>ldb</i> ,2). On entry, the <i>n1</i> -by- <i>n2</i> matrix <i>B</i> contains the right-hand side of the equation.
<i>ldb</i>	INTEGER. The leading dimension of the matrix <i>B</i> . $ldb \geq \max(1, n1).$
<i>ldx</i>	INTEGER. The leading dimension of the output matrix <i>X</i> . $ldx \geq \max(1, n1).$

Output Parameters

<i>scale</i>	REAL for slasy2 DOUBLE PRECISION for dlasy2. On exit, <i>scale</i> contains the scale factor. <i>scale</i> is chosen less than or equal to 1 to prevent the solution overflowing.
<i>x</i>	REAL for slasy2 DOUBLE PRECISION for dlasy2. Array, DIMENSION (<i>ldx</i> ,2). On exit, <i>x</i> contains the <i>n1</i> -by- <i>n2</i> solution.
<i>xnorm</i>	REAL for slasy2 DOUBLE PRECISION for dlasy2. On exit, <i>xnorm</i> is the infinity-norm of the solution.
<i>info</i>	INTEGER. On exit, <i>info</i> is set to 0: successful exit. 1: <i>TL</i> and <i>TR</i> have too close eigenvalues, so <i>TL</i> or <i>TR</i> is perturbed to get a nonsingular equation.



NOTE. For higher speed, this routine does not check the inputs for errors.

?lasyf

Computes a partial factorization of a real/complex symmetric matrix, using the diagonal pivoting method.

Syntax

```
call slasyf( uplo, n, nb, kb, a, lda, ipiv, w, ldw, info )
call dlasyf( uplo, n, nb, kb, a, lda, ipiv, w, ldw, info )
call clasyf( uplo, n, nb, kb, a, lda, ipiv, w, ldw, info )
call zlasyf( uplo, n, nb, kb, a, lda, ipiv, w, ldw, info )
```

Description

This routine is declared in `mkl_lapack.fi` for FORTRAN 77 interface and in `mkl_lapack.h` for C interface.

The routine `?lasylf` computes a partial factorization of a real/complex symmetric matrix A using the Bunch-Kaufman diagonal pivoting method. The partial factorization has the form:

$$A = \begin{bmatrix} I & U_{12} \\ 0 & U_{12}' \end{bmatrix} \begin{bmatrix} A_{11} & 0 \\ 0 & D \end{bmatrix} \begin{bmatrix} I & 0 \\ U_{12}' & U_{12}' \end{bmatrix} \text{ if } uplo = 'U', \text{ or}$$

$$A = \begin{bmatrix} L_{11} & 0 \\ L_{21} & I \end{bmatrix} \begin{bmatrix} D & 0 \\ 0 & A_{22} \end{bmatrix} \begin{bmatrix} L_{12}' & L_{21}' \\ 0 & I \end{bmatrix} \text{ if } uplo = 'L'$$

where the order of D is at most nb .

The actual order is returned in the argument kb , and is either nb or $nb-1$, or n if $n \leq nb$.

This is an auxiliary routine called by `?sytrf`. It uses blocked code (calling Level 3 BLAS) to update the submatrix A_{11} (if $uplo = 'U'$) or A_{22} (if $uplo = 'L'$).

Input Parameters

$uplo$	CHARACTER*1. Specifies whether the upper or lower triangular part of the symmetric matrix A is stored: = 'U': Upper triangular = 'L': Lower triangular
n	INTEGER. The order of the matrix A . $n \geq 0$.
nb	INTEGER. The maximum number of columns of the matrix A that should be factored. nb should be at least 2 to allow for 2-by-2 pivot blocks.
a	REAL for <code>slasylf</code> DOUBLE PRECISION for <code>dlasylf</code> COMPLEX for <code>clasylf</code> COMPLEX*16 for <code>zlasylf</code> . Array, DIMENSION (lda, n). If $uplo = 'U'$, the leading n -by- n upper triangular part of a contains the upper triangular part of the matrix A , and the strictly lower

triangular part of a is not referenced. If $uplo = 'L'$, the leading n -by- n lower triangular part of a contains the lower triangular part of the matrix A , and the strictly upper triangular part of a is not referenced.

lda INTEGER. The leading dimension of the array a . $lda \geq \max(1, n)$.

w REAL for slasyf
DOUBLE PRECISION for dlasyf
COMPLEX for clasyf
COMPLEX*16 for zlasyf.
Workspace array, DIMENSION (ldw, nb).

ldw INTEGER. The leading dimension of the array w . $ldw \geq \max(1, n)$.

Output Parameters

kb INTEGER. The number of columns of A that were actually factored kb is either $nb-1$ or nb , or n if $n \leq nb$.

a On exit, a contains details of the partial factorization.

ipiv INTEGER. Array, DIMENSION (n). Details of the interchanges and the block structure of D .
If $uplo = 'U'$, only the last kb elements of $ipiv$ are set;
if $uplo = 'L'$, only the first kb elements are set.
If $ipiv(k) > 0$, then rows and columns k and $ipiv(k)$ were interchanged and $D(k, k)$ is a 1-by-1 diagonal block.
If $uplo = 'U'$ and $ipiv(k) = ipiv(k-1) < 0$, then rows and columns $k-1$ and $-ipiv(k)$ were interchanged and $D(k-1:k, k-1:k)$ is a 2-by-2 diagonal block.
If $uplo = 'L'$ and $ipiv(k) = ipiv(k+1) < 0$, then rows and columns $k+1$ and $-ipiv(k)$ were interchanged and $D(k:k+1, k:k+1)$ is a 2-by-2 diagonal block.

info INTEGER.
= 0: successful exit
> 0: if $info = k$, $D(k, k)$ is exactly zero. The factorization has been completed, but the block diagonal matrix D is exactly singular.

?lahef

Computes a partial factorization of a complex Hermitian indefinite matrix, using the diagonal pivoting method.

Syntax

```
call clahef( uplo, n, nb, kb, a, lda, ipiv, w, ldw, info )
call zlahef( uplo, n, nb, kb, a, lda, ipiv, w, ldw, info )
```

Description

This routine is declared in `mkl_lapack.fi` for FORTRAN 77 interface and in `mkl_lapack.h` for C interface.

The routine `?lahef` computes a partial factorization of a complex Hermitian matrix A , using the Bunch-Kaufman diagonal pivoting method. The partial factorization has the form:

$$A = \begin{bmatrix} I & U_{12} \\ 0 & U_{12}' \end{bmatrix} \begin{bmatrix} A_{11} & 0 \\ 0 & D \end{bmatrix} \begin{bmatrix} I & 0 \\ U_{12}' & U_{12}' \end{bmatrix} \text{ if } uplo = 'U', \text{ or}$$

$$A = \begin{bmatrix} L_{11} & 0 \\ L_{21} & I \end{bmatrix} \begin{bmatrix} D & 0 \\ 0 & A_{22} \end{bmatrix} \begin{bmatrix} L_{12}' & L_{21}' \\ 0 & I \end{bmatrix} \text{ if } uplo = 'L'$$

where the order of D is at most nb .

The actual order is returned in the argument kb , and is either nb or $nb-1$, or n if $n \leq nb$.

Note that U' denotes the conjugate transpose of U .

This is an auxiliary routine called by `?hetrf`. It uses blocked code (calling Level 3 BLAS) to update the submatrix A_{11} (if $uplo = 'U'$) or A_{22} (if $uplo = 'L'$).

Input Parameters

$uplo$ CHARACTER*1.

Specifies whether the upper or lower triangular part of the Hermitian matrix *A* is stored:

= 'U': upper triangular

= 'L': lower triangular

<i>n</i>	INTEGER. The order of the matrix <i>A</i> . $n \geq 0$.
<i>nb</i>	INTEGER. The maximum number of columns of the matrix <i>A</i> that should be factored. <i>nb</i> should be at least 2 to allow for 2-by-2 pivot blocks.
<i>a</i>	COMPLEX for <i>clahef</i> COMPLEX*16 for <i>zlahef</i> . Array, DIMENSION (<i>lda</i> , <i>n</i>). On entry, the Hermitian matrix <i>A</i> . If <i>uplo</i> = 'U', the leading <i>n</i> -by- <i>n</i> upper triangular part of <i>A</i> contains the upper triangular part of the matrix <i>A</i> , and the strictly lower triangular part of <i>A</i> is not referenced. If <i>uplo</i> = 'L', the leading <i>n</i> -by- <i>n</i> lower triangular part of <i>A</i> contains the lower triangular part of the matrix <i>A</i> , and the strictly upper triangular part of <i>A</i> is not referenced.
<i>lda</i>	INTEGER. The leading dimension of the array <i>a</i> . $lda \geq \max(1, n)$.
<i>w</i>	COMPLEX for <i>clahef</i> COMPLEX*16 for <i>zlahef</i> . Workspace array, DIMENSION (<i>ldw</i> , <i>nb</i>).
<i>ldw</i>	INTEGER. The leading dimension of the array <i>w</i> . $ldw \geq \max(1, nb)$.

Output Parameters

<i>kb</i>	INTEGER. The number of columns of <i>A</i> that were actually factored <i>kb</i> is either <i>nb</i> -1 or <i>nb</i> , or <i>n</i> if $n \leq nb$.
<i>a</i>	On exit, <i>A</i> contains details of the partial factorization.
<i>ipiv</i>	INTEGER. Array, DIMENSION (<i>n</i>). Details of the interchanges and the block structure of <i>D</i> . If <i>uplo</i> = 'U', only the last <i>kb</i> elements of <i>ipiv</i> are set;

if $uplo = 'L'$, only the first kb elements are set.
 If $ipiv(k) > 0$, then rows and columns k and $ipiv(k)$ are interchanged and $D(k, k)$ is a 1-by-1 diagonal block.
 If $uplo = 'U'$ and $ipiv(k) = ipiv(k-1) < 0$, then rows and columns $k-1$ and $-ipiv(k)$ are interchanged and $D(k-1:k, k-1:k)$ is a 2-by-2 diagonal block.
 If $uplo = 'L'$ and $ipiv(k) = ipiv(k+1) < 0$, then rows and columns $k+1$ and $-ipiv(k)$ are interchanged and $D(k:k+1, k:k+1)$ is a 2-by-2 diagonal block.

info
 INTEGER.
 = 0: successful exit
 > 0: if $info = k$, $D(k, k)$ is exactly zero. The factorization has been completed, but the block diagonal matrix D is exactly singular.

?latbs

Solves a triangular banded system of equations.

Syntax

```
call slatbs( uplo, trans, diag, normin, n, kd, ab, ldab, x, scale, cnorm,
info )
call dlatbs( uplo, trans, diag, normin, n, kd, ab, ldab, x, scale, cnorm,
info )
call clatbs( uplo, trans, diag, normin, n, kd, ab, ldab, x, scale, cnorm,
info )
call zlatbs( uplo, trans, diag, normin, n, kd, ab, ldab, x, scale, cnorm,
info )
```

Description

This routine is declared in `mk1_lapack.fi` for FORTRAN 77 interface and in `mk1_lapack.h` for C interface.

The routine solves one of the triangular systems

$A*x = s*b$, or $A^T*x = s*b$, or $A^H*x = s*b$ (for complex flavors)

with scaling to prevent overflow, where A is an upper or lower triangular band matrix. Here A^T denotes the transpose of A , A^H denotes the conjugate transpose of A , x and b are n -element vectors, and s is a scaling factor, usually less than or equal to 1, chosen so that the components of x will be less than the overflow threshold. If the unscaled problem will not cause overflow, the Level 2 BLAS routine `?tbsv` is called. If the matrix A is singular ($A(j, j)=0$ for some j), then s is set to 0 and a non-trivial solution to $A*x = 0$ is returned.

Input Parameters

<i>uplo</i>	<p>CHARACTER*1. Specifies whether the matrix A is upper or lower triangular. = 'U': upper triangular = 'L': lower triangular</p>
<i>trans</i>	<p>CHARACTER*1. Specifies the operation applied to A. = 'N': solve $A*x = s*b$ (no transpose) = 'T': solve $A^T*x = s*b$ (transpose) = 'C': solve $A^H*x = s*b$ (conjugate transpose)</p>
<i>diag</i>	<p>CHARACTER*1. Specifies whether the matrix A is unit triangular = 'N': non-unit triangular = 'U': unit triangular</p>
<i>normin</i>	<p>CHARACTER*1. Specifies whether <i>cnorm</i> is set. = 'Y': <i>cnorm</i> contains the column norms on entry; = 'N': <i>cnorm</i> is not set on entry. On exit, the norms is computed and stored in <i>cnorm</i>.</p>
<i>n</i>	<p>INTEGER. The order of the matrix A. $n \geq 0$.</p>
<i>kd</i>	<p>INTEGER. The number of subdiagonals or superdiagonals in the triangular matrix A. $kb \geq 0$.</p>
<i>ab</i>	<p>REAL for slatbs DOUBLE PRECISION for dlatbs COMPLEX for clatbs COMPLEX*16 for zlatbs. Array, DIMENSION (<i>ldab</i>, <i>n</i>).</p>

The upper or lower triangular band matrix A , stored in the first $kb+1$ rows of the array. The j -th column of A is stored in the j -th column of the array ab as follows:

if $uplo = 'U'$, $ab(kd+1+i-j, j) = A(i, j)$ for $\max(1, j-kd) \leq i \leq j$;

if $uplo = 'L'$, $ab(1+i-j, j) = A(i, j)$ for $j \leq i \leq \min(n, j+kd)$.

ldab INTEGER. The leading dimension of the array ab . $ldab \geq kb+1$.

x REAL for slatbs
DOUBLE PRECISION for dlatbs
COMPLEX for clatbs
COMPLEX*16 for zlatbs.

Array, DIMENSION (n).

On entry, the right hand side b of the triangular system.

cnorm REAL for slatbs/clatbs
DOUBLE PRECISION for dlatbs/zlatbs.

Array, DIMENSION (n).

If $NORMIN = 'Y'$, $cnorm$ is an input argument and $cnorm(j)$ contains the norm of the off-diagonal part of the j -th column of A .

If $trans = 'N'$, $cnorm(j)$ must be greater than or equal to the infinity-norm, and if $trans = 'T'$ or $'C'$, $cnorm(j)$ must be greater than or equal to the 1-norm.

Output Parameters

scale REAL for slatbs/clatbs
DOUBLE PRECISION for dlatbs/zlatbs.

The scaling factor s for the triangular system as described above. If $scale = 0$, the matrix A is singular or badly scaled, and the vector x is an exact or approximate solution to $Ax = 0$.

cnorm If $normin = 'N'$, $cnorm$ is an output argument and $cnorm(j)$ returns the 1-norm of the off-diagonal part of the j -th column of A .

```

info      INTEGER.
          = 0: successful exit
          < 0: if info = -k, the k-th argument had an illegal value

```

?latdf

Uses the LU factorization of the n -by- n matrix computed by `?getc2` and computes a contribution to the reciprocal Dif-estimate.

Syntax

```
call slatdf( ijob, n, z, ldz, rhs, rdsum, rdscal, ipiv, jpiv )
call dlatdf( ijob, n, z, ldz, rhs, rdsum, rdscal, ipiv, jpiv )
call clatdf( ijob, n, z, ldz, rhs, rdsum, rdscal, ipiv, jpiv )
call zlatdf( ijob, n, z, ldz, rhs, rdsum, rdscal, ipiv, jpiv )
```

Description

This routine is declared in `mk1_lapack.fi` for FORTRAN 77 interface and in `mk1_lapack.h` for C interface.

The routine `?latdf` uses the *LU* factorization of the n -by- n matrix Z computed by `?getc2` and computes a contribution to the reciprocal Dif-estimate by solving $Z^*x = b$ for x , and choosing the right-hand side b such that the norm of x is as large as possible. On entry $rhs = b$ holds the contribution from earlier solved sub-systems, and on return $rhs = x$.

The factorization of Z returned by `?getc2` has the form $Z = P^*L^*U^*Q$, where P and Q are permutation matrices, L is lower triangular with unit diagonal elements and U is upper triangular.

Input Parameters

ijob INTEGER.
ijob = 2: First compute an approximative null-vector e of Z using `?gecon`, e is normalized, and solve for $Z^*x = \pm e - f$ with the sign giving the greater value of $2\text{-norm}(x)$. This option is about 5 times as expensive as default.
ijob \neq 2 (default): Local look ahead strategy where all entries of the right-hand side b is chosen as either +1 or -1

<i>n</i>	INTEGER. The number of columns of the matrix <i>z</i> .
<i>z</i>	REAL for slatdf/clatdf DOUBLE PRECISION for dlatdf/zlatdf. Array, DIMENSION (<i>ldz</i> , <i>n</i>) On entry, the <i>LU</i> part of the factorization of the <i>n</i> -by- <i>n</i> matrix <i>z</i> computed by ?getc2: $Z = P * L * U * Q$.
<i>ldz</i>	INTEGER. The leading dimension of the array <i>z</i> . $lda \geq \max(1, n)$.
<i>rhs</i>	REAL for slatdf/clatdf DOUBLE PRECISION for dlatdf/zlatdf. Array, DIMENSION (<i>n</i>). On entry, <i>rhs</i> contains contributions from other subsystems.
<i>rdsum</i>	REAL for slatdf/clatdf DOUBLE PRECISION for dlatdf/zlatdf. On entry, the sum of squares of computed contributions to the Dif-estimate under computation by ?tgsl, where the scaling factor <i>rdscal</i> has been factored out. If <i>trans</i> = 'T', <i>rdsum</i> is not touched. Note that <i>rdsum</i> only makes sense when ?tgsl is called by ?tgsl.
<i>rdscal</i>	REAL for slatdf/clatdf DOUBLE PRECISION for dlatdf/zlatdf. On entry, scaling factor used to prevent overflow in <i>rdsum</i> . If <i>trans</i> = 'T', <i>rdscal</i> is not touched. Note that <i>rdscal</i> only makes sense when ?tgsl is called by ?tgsl.
<i>ipiv</i>	INTEGER. Array, DIMENSION (<i>n</i>). The pivot indices; for $1 \leq i \leq n$, row <i>i</i> of the matrix has been interchanged with row <i>ipiv</i> (<i>i</i>).
<i>jpiv</i>	INTEGER. Array, DIMENSION (<i>n</i>). The pivot indices; for $1 \leq j \leq n$, column <i>j</i> of the matrix has been interchanged with column <i>jpiv</i> (<i>j</i>).

Output Parameters

<i>rhs</i>	On exit, <i>rhs</i> contains the solution of the subsystem with entries according to the value of <i>ijob</i> .
<i>rdsum</i>	On exit, the corresponding sum of squares updated with the contributions from the current sub-system. If <i>trans</i> = 'T', <i>rdsum</i> is not touched.
<i>rdscal</i>	On exit, <i>rdscal</i> is updated with respect to the current contributions in <i>rdsum</i> . If <i>trans</i> = 'T', <i>rdscal</i> is not touched.

?latps

Solves a triangular system of equations with the matrix held in packed storage.

Syntax

```
call slatps( uplo, trans, diag, normin, n, ap, x, scale, cnorm, info )
call dlatps( uplo, trans, diag, normin, n, ap, x, scale, cnorm, info )
call clatps( uplo, trans, diag, normin, n, ap, x, scale, cnorm, info )
call zlatps( uplo, trans, diag, normin, n, ap, x, scale, cnorm, info )
```

Description

This routine is declared in `mkl_lapack.fi` for FORTRAN 77 interface and in `mkl_lapack.h` for C interface.

The routine ?latps solves one of the triangular systems

$$A^*x = s*b, \text{ or } A^T*x = s*b, \text{ or } A^H*x = s*b \text{ (for complex flavors)}$$

with scaling to prevent overflow, where *A* is an upper or lower triangular matrix stored in packed form. Here A^T denotes the transpose of *A*, A^H denotes the conjugate transpose of *A*, *x* and *b* are *n*-element vectors, and *s* is a scaling factor, usually less than or equal to 1, chosen so that the components of *x* will be less than the overflow threshold. If the unscaled problem does not cause overflow, the Level 2 BLAS routine ?tpsv is called. If the matrix *A* is singular ($A(j, j) = 0$ for some *j*), then *s* is set to 0 and a non-trivial solution to $A^*x = 0$ is returned.

Input Parameters

<i>uplo</i>	<p>CHARACTER*1. Specifies whether the matrix A is upper or lower triangular. = 'U': upper triangular = 'L': uower triangular</p>
<i>trans</i>	<p>CHARACTER*1. Specifies the operation applied to A. = 'N': solve $A * x = s * b$ (no transpose) = 'T': solve $A^T * x = s * b$ (transpose) = 'C': solve $A^H * x = s * b$ (conjugate transpose)</p>
<i>diag</i>	<p>CHARACTER*1. Specifies whether the matrix A is unit triangular. = 'N': non-unit triangular = 'U': unit triangular</p>
<i>normin</i>	<p>CHARACTER*1. Specifies whether <i>cnorm</i> is set. = 'Y': <i>cnorm</i> contains the column norms on entry; = 'N': <i>cnorm</i> is not set on entry. On exit, the norms will be computed and stored in <i>cnorm</i>.</p>
<i>n</i>	<p>INTEGER. The order of the matrix A. $n \geq 0$.</p>
<i>ap</i>	<p>REAL for slatps DOUBLE PRECISION for dlatps COMPLEX for clatps COMPLEX*16 for zlatps. Array, DIMENSION $(n(n+1)/2)$. The upper or lower triangular matrix A, packed columnwise in a linear array. The j-th column of A is stored in the array <i>ap</i> as follows: if <i>uplo</i> = 'U', $ap(i + (j-1)j/2) = A(i, j)$ for $1 \leq i \leq j$; if <i>uplo</i> = 'L', $ap(i + (j-1)(2n-j)/2) = A(i, j)$ for $j \leq i \leq n$.</p>
<i>x</i>	<p>REAL for slatps DOUBLE PRECISION for dlatps COMPLEX for clatps COMPLEX*16 for zlatps.</p>

cnorm Array, DIMENSION (*n*)
On entry, the right hand side *b* of the triangular system.
REAL for slatps/clatps
DOUBLE PRECISION for dlatps/zlatps.
Array, DIMENSION (*n*).
If *normin* = 'Y', *cnorm* is an input argument and *cnorm*(*j*) contains the norm of the off-diagonal part of the *j*-th column of *A*.
If *trans* = 'N', *cnorm*(*j*) must be greater than or equal to the infinity-norm, and if *trans* = 'T' or 'C', *cnorm*(*j*) must be greater than or equal to the 1-norm.

Output Parameters

x On exit, *x* is overwritten by the solution vector *x*.
scale REAL for slatps/clatps
DOUBLE PRECISION for dlatps/zlatps.
The scaling factor *s* for the triangular system as described above.
If *scale* = 0, the matrix *A* is singular or badly scaled, and the vector *x* is an exact or approximate solution to *A***x* = 0.
cnorm If *normin* = 'N', *cnorm* is an output argument and *cnorm*(*j*) returns the 1-norm of the off-diagonal part of the *j*-th column of *A*.
info INTEGER.
= 0: successful exit
< 0: if *info* = -*k*, the *k*-th argument had an illegal value

?latrd

Reduces the first nb rows and columns of a symmetric/Hermitian matrix A to real tridiagonal form by an orthogonal/unitary similarity transformation.

Syntax

call slatrd(uplo, n, nb, a, lda, e, tau, w, ldw)


```
call dlatrd( uplo, n, nb, a, lda, e, tau, w, ldw )
call clatrd( uplo, n, nb, a, lda, e, tau, w, ldw )
call zlatrd( uplo, n, nb, a, lda, e, tau, w, ldw )
```

Description

This routine is declared in `mkl_lapack.fi` for FORTRAN 77 interface and in `mkl_lapack.h` for C interface.

The routine `?latrd` reduces nb rows and columns of a real symmetric or complex Hermitian matrix A to symmetric/Hermitian tridiagonal form by an orthogonal/unitary similarity transformation $Q^T A Q$ for real flavors, $Q^H A Q$ for complex flavors, and returns the matrices V and W which are needed to apply the transformation to the unreduced part of A .

If `uplo = 'U'`, `?latrd` reduces the last nb rows and columns of a matrix, of which the upper triangle is supplied;

if `uplo = 'L'`, `?latrd` reduces the first nb rows and columns of a matrix, of which the lower triangle is supplied.

This is an auxiliary routine called by `?sytrd`/`?hetrd`.

Input Parameters

<code>uplo</code>	CHARACTER*1. Specifies whether the upper or lower triangular part of the symmetric/Hermitian matrix A is stored: = 'U': upper triangular = 'L': lower triangular
<code>n</code>	INTEGER. The order of the matrix A .
<code>nb</code>	INTEGER. The number of rows and columns to be reduced.
<code>a</code>	REAL for <code>slatrd</code> DOUBLE PRECISION for <code>dlatrd</code> COMPLEX for <code>clatrd</code> COMPLEX*16 for <code>zlatrd</code> . Array, DIMENSION (lda, n). On entry, the symmetric/Hermitian matrix A If <code>uplo = 'U'</code> , the leading n -by- n upper triangular part of a contains the upper triangular part of the matrix A , and the strictly lower triangular part of a is not referenced.

If `uplo = 'L'`, the leading n -by- n lower triangular part of a contains the lower triangular part of the matrix A , and the strictly upper triangular part of a is not referenced.

lda

INTEGER. The leading dimension of the array a . $lda \geq (1, n)$.

ldw

INTEGER.

The leading dimension of the output array w . $ldw \geq \max(1, n)$.

Output Parameters

a

On exit, if `uplo = 'U'`, the last nb columns have been reduced to tridiagonal form, with the diagonal elements overwriting the diagonal elements of a ; the elements above the diagonal with the array τ , represent the orthogonal/unitary matrix Q as a product of elementary reflectors;

if `uplo = 'L'`, the first nb columns have been reduced to tridiagonal form, with the diagonal elements overwriting the diagonal elements of a ; the elements below the diagonal with the array τ , represent the orthogonal/unitary matrix Q as a product of elementary reflectors.

e

REAL for slatrd/clatrd

DOUBLE PRECISION for dlatrd/zlatrd.

If `uplo = 'U'`, $e(n-nb:n-1)$ contains the superdiagonal elements of the last nb columns of the reduced matrix; if `uplo = 'L'`, $e(1:nb)$ contains the subdiagonal elements of the first nb columns of the reduced matrix.

tau

REAL for slatrd

DOUBLE PRECISION for dlatrd

COMPLEX for clatrd

COMPLEX*16 for zlatrd.

Array, DIMENSION (lda, n).

The scalar factors of the elementary reflectors, stored in $\tau(n-nb:n-1)$ if `uplo = 'U'`, and in $\tau(1:nb)$ if `uplo = 'L'`.

w

REAL for slatrd

DOUBLE PRECISION for dlatrd
 COMPLEX for clatrd
 COMPLEX*16 for zlatrd.
 Array, DIMENSION (*lda*, *n*).
 The *n*-by-*nb* matrix *w* required to update the unreduced part
 of *A*.

Application Notes

If *uplo* = 'U', the matrix *Q* is represented as a product of elementary reflectors

$$Q = H(n) * H(n-1) * \dots * H(n-nb+1)$$

Each $H(i)$ has the form

$$H(i) = I - \tau v v'$$

where τ is a real/complex scalar, and v is a real/complex vector with $v(i:n) = 0$ and $v(i-1) = 1$; $v(1:i-1)$ is stored on exit in $a(1:i-1, i)$, and τ in $\tau(i-1)$.

If *uplo* = 'L', the matrix *Q* is represented as a product of elementary reflectors

$$Q = H(1) * H(2) * \dots * H(nb)$$

Each $H(i)$ has the form $H(i) = I - \tau v v'$

where τ is a real/complex scalar, and v is a real/complex vector with $v(1:i) = 0$ and $v(i+1) = 1$; $v(i+1:n)$ is stored on exit in $a(i+1:n, i)$, and τ in $\tau(i)$.

The elements of the vectors v together form the *n*-by-*nb* matrix *V* which is needed, with *w*, to apply the transformation to the unreduced part of the matrix, using a symmetric/Hermitian rank-2k update of the form:

$$A := A - VW' - WV'.$$

The contents of *a* on exit are illustrated by the following examples with *n* = 5 and *nb* = 2:

$$\begin{array}{ll}
\text{if } uplo = 'U': & \text{if } uplo = 'L' \\
\begin{bmatrix} a & a & a & v_1 & v_1 \\ & a & a & v_1 & v_1 \\ & & a & 1 & v_1 \\ & & & d & 1 \\ & & & & d \end{bmatrix} & \begin{bmatrix} d & & & & \\ 1 & d & & & \\ v_1 & 1 & a & & \\ v_1 & v_1 & a & a & \\ v_1 & v_1 & a & a & a \end{bmatrix}
\end{array}$$

where d denotes a diagonal element of the reduced matrix, a denotes an element of the original matrix that is unchanged, and v_i denotes an element of the vector defining $H(i)$.

?latrs

Solves a triangular system of equations with the scale factor set to prevent overflow.

Syntax

```

call slatrs( uplo, trans, diag, normin, n, a, lda, x, scale, cnorm, info )
call dlatrs( uplo, trans, diag, normin, n, a, lda, x, scale, cnorm, info )
call clatrs( uplo, trans, diag, normin, n, a, lda, x, scale, cnorm, info )
call zlatrs( uplo, trans, diag, normin, n, a, lda, x, scale, cnorm, info )

```

Description

This routine is declared in `mkl_lapack.fi` for FORTRAN 77 interface and in `mkl_lapack.h` for C interface.

The routine solves one of the triangular systems

$$A^*x = s*b, \text{ or } A^T*x = s*b, \text{ or } A^H*x = s*b \text{ (for complex flavors)}$$

with scaling to prevent overflow. Here A is an upper or lower triangular matrix, A^T denotes the transpose of A , A^H denotes the conjugate transpose of A , x and b are n -element vectors, and s is a scaling factor, usually less than or equal to 1, chosen so that the components of x will be less than the overflow threshold. If the unscaled problem will not cause overflow, the Level 2 BLAS routine `?trsv` is called. If the matrix A is singular ($A(j, j) = 0$ for some j), then s is set to 0 and a non-trivial solution to $A^*x = 0$ is returned.

Input Parameters

<i>uplo</i>	<p>CHARACTER*1. Specifies whether the matrix A is upper or lower triangular. = 'U': Upper triangular = 'L': Lower triangular</p>
<i>trans</i>	<p>CHARACTER*1. Specifies the operation applied to A. = 'N': solve $A * x = s * b$ (no transpose) = 'T': solve $A^T * x = s * b$ (transpose) = 'C': solve $A^H * x = s * b$ (conjugate transpose)</p>
<i>diag</i>	<p>CHARACTER*1. Specifies whether or not the matrix A is unit triangular. = 'N': non-unit triangular = 'N': non-unit triangular</p>
<i>normin</i>	<p>CHARACTER*1. Specifies whether <i>cnorm</i> has been set or not. = 'Y': <i>cnorm</i> contains the column norms on entry; = 'N': <i>cnorm</i> is not set on entry. On exit, the norms will be computed and stored in <i>cnorm</i>.</p>
<i>n</i>	<p>INTEGER. The order of the matrix A. $n \geq 0$</p>
<i>a</i>	<p>REAL for slatrs DOUBLE PRECISION for dlatrs COMPLEX for clatrs COMPLEX*16 for zlatrs. Array, DIMENSION (<i>lda</i>, <i>n</i>). Contains the triangular matrix A. If <i>uplo</i> = 'U', the leading n-by-n upper triangular part of the array <i>a</i> contains the upper triangular matrix, and the strictly lower triangular part of A is not referenced. If <i>uplo</i> = 'L', the leading n-by-n lower triangular part of the array <i>a</i> contains the lower triangular matrix, and the strictly upper triangular part of A is not referenced. If <i>diag</i> = 'U', the diagonal elements of A are also not referenced and are assumed to be 1.</p>

lda INTEGER. The leading dimension of the array *a*. $lda \geq \max(1, n)$.

x REAL for slatrs
DOUBLE PRECISION for dlatrs
COMPLEX for clatrs
COMPLEX*16 for zlatrs.
Array, DIMENSION (*n*).
On entry, the right hand side *b* of the triangular system.

cnorm REAL for slatrs/clatrs
DOUBLE PRECISION for dlatrs/zlatrs.
Array, DIMENSION (*n*).
If *normin* = 'Y', *cnorm* is an input argument and *cnorm* (*j*) contains the norm of the off-diagonal part of the *j*-th column of *A*.
If *trans* = 'N', *cnorm* (*j*) must be greater than or equal to the infinity-norm, and if *trans* = 'T' or 'C', *cnorm*(*j*) must be greater than or equal to the 1-norm.

Output Parameters

x On exit, *x* is overwritten by the solution vector *x*.

scale REAL for slatrs/clatrs
DOUBLE PRECISION for dlatrs/zlatrs.
Array, DIMENSION (*lda*, *n*). The scaling factor *s* for the triangular system as described above.
If *scale* = 0, the matrix *A* is singular or badly scaled, and the vector *x* is an exact or approximate solution to $A^*x = 0$.

cnorm If *normin* = 'N', *cnorm* is an output argument and *cnorm*(*j*) returns the 1-norm of the off-diagonal part of the *j*-th column of *A*.

info INTEGER.
= 0: successful exit
< 0: if *info* = *-k*, the *k*-th argument had an illegal value

Application Notes

A rough bound on x is computed; if that is less than overflow, `?trsv` is called, otherwise, specific code is used which checks for possible overflow or divide-by-zero at every operation.

A columnwise scheme is used for solving $Ax = b$. The basic algorithm if A is lower triangular is

```
x[1:n] := b[1:n]
for j = 1, ..., n
  x(j) := x(j) / A(j,j)
  x[j+1:n] := x[j+1:n] - x(j)*a[j+1:n,j]
end
```

Define bounds on the components of x after j iterations of the loop:

$M(j)$ = bound on $x[1:j]$

$G(j)$ = bound on $x[j+1:n]$

Initially, let $M(0) = 0$ and $G(0) = \max\{x(i), i=1, \dots, n\}$.

Then for iteration $j+1$ we have

$$M(j+1) \leq G(j) / |a(j+1, j+1)|$$

$$G(j+1) \leq G(j) + M(j+1) * |a[j+2:n, j+1]|$$

$$\leq G(j) (1 + cnorm(j+1) / |a(j+1, j+1)|),$$

where $cnorm(j+1)$ is greater than or equal to the infinity-norm of column $j+1$ of a , not counting the diagonal. Hence

$$G(j) \leq G(0) \prod_{1 \leq i \leq j} (1 + cnorm(i)/|A(i,i)|)$$

and

$$|x(j)| \leq (G(0)/|A(j,j)|) \prod_{1 \leq i \leq j} (1 + cnorm(i)/|A(i,i)|)$$

Since $|x(j)| \leq M(j)$, we use the Level 2 BLAS routine `?trsv` if the reciprocal of the largest $M(j)$, $j=1, \dots, n$, is larger than $\max(\text{underflow}, 1/\text{overflow})$.

The bound on $x(j)$ is also used to determine when a step in the columnwise method can be performed without fear of overflow. If the computed bound is greater than a large constant, x is scaled to prevent overflow, but if the bound overflows, x is set to 0, $x(j)$ to 1, and scale to 0, and a non-trivial solution to $Ax = 0$ is found.

Similarly, a row-wise scheme is used to solve $A^T x = b$ or $A^H x = b$. The basic algorithm for A upper triangular is

```
for j = 1, ..., n
  x(j) := ( b(j) - A[1:j-1,j]' x[1:j-1]) / A(j,j)
end
```

We simultaneously compute two bounds

$G(j) = \text{bound on } (b(i) - A[1:i-1,i]'x[1:i-1]), 1 \leq i \leq j$

$M(j) = \text{bound on } x(i), 1 \leq i \leq j$

The initial values are $G(0) = 0, M(0) = \max\{b(i), i=1, \dots, n\}$, and we add the constraint $G(j) \geq G(j-1)$ and $M(j) \geq M(j-1)$ for $j \geq 1$.

Then the bound on $x(j)$ is

$M(j) \leq M(j-1) * (1 + \text{cnorm}(j)) / |A(j,j)|$

$$\leq M(0) \prod_{1 \leq i \leq j} (1 + \text{cnorm}(i) |A(i,i)|)$$

and we can safely call `?trsv` if $1/M(n)$ and $1/G(n)$ are both greater than $\max(\text{underflow}, 1/\text{overflow})$.

?latrz

Factors an upper trapezoidal matrix by means of orthogonal/unitary transformations.

Syntax

```
call slatz( m, n, l, a, lda, tau, work )
call dlatrz( m, n, l, a, lda, tau, work )
call clatz( m, n, l, a, lda, tau, work )
call zlatrz( m, n, l, a, lda, tau, work )
```

Description

This routine is declared in `mk1_lapack.fi` for FORTRAN 77 interface and in `mk1_lapack.h` for C interface.

The routine ?latrz factors the m -by- $(m+1)$ real/complex upper trapezoidal matrix

$$\begin{bmatrix} A1 & A2 \end{bmatrix} = \begin{bmatrix} A(1:m, 1:m) & A(1:m, n-l+1:n) \end{bmatrix}$$

as $\begin{pmatrix} R & 0 \end{pmatrix}^* Z$, by means of orthogonal/unitary transformations. Z is an $(m+1)$ -by- $(m+1)$ orthogonal/unitary matrix and R and $A1$ are m -by- m upper triangular matrices.

Input Parameters

m	INTEGER. The number of rows of the matrix A . $m \geq 0$.
n	INTEGER. The number of columns of the matrix A . $n \geq 0$.
l	INTEGER. The number of columns of the matrix A containing the meaningful part of the Householder vectors. $n-m \geq l \geq 0$.
a	REAL for slatz DOUBLE PRECISION for dlatrz COMPLEX for clatz COMPLEX*16 for zlatrz. Array, DIMENSION (lda, n). On entry, the leading m -by- n upper trapezoidal part of the array a must contain the matrix to be factorized.

lda INTEGER. The leading dimension of the array *a*. $lda \geq \max(1, m)$.

work REAL for slatz
 DOUBLE PRECISION for dlatrz
 COMPLEX for clatz
 COMPLEX*16 for zlatrz.
 Workspace array, DIMENSION (*m*).

Output Parameters

a On exit, the leading *m*-by-*m* upper triangular part of *a* contains the upper triangular matrix *R*, and elements *n-l+1* to *n* of the first *m* rows of *a*, with the array *tau*, represent the orthogonal/unitary matrix *Z* as a product of *m* elementary reflectors.

tau REAL for slatz
 DOUBLE PRECISION for dlatrz
 COMPLEX for clatz
 COMPLEX*16 for zlatrz.
 Array, DIMENSION (*m*).
 The scalar factors of the elementary reflectors.

Application Notes

The factorization is obtained by Householder's method. The *k*-th transformation matrix, $z(k)$, which is used to introduce zeros into the (*m* - *k* + 1)-th row of *A*, is given in the form

$$Z(k) = \begin{bmatrix} I & 0 \\ 0 & T(k) \end{bmatrix}$$

where

$$T(k) = I - \tau u u^* T(k)^t, \quad u(k) = \begin{bmatrix} 1 \\ 0 \\ z(k) \end{bmatrix}$$

τ is a scalar and $z(k)$ is an l -element vector. τ and $z(k)$ are chosen to annihilate the elements of the k -th row of A_2 .

The scalar τ is returned in the k -th element of τ and the vector $u(k)$ in the k -th row of A_2 , such that the elements of $z(k)$ are in $a(k, l+1), \dots, a(k, n)$.

The elements of r are returned in the upper triangular part of A_1 .

Z is given by

$$Z = Z(1) * Z(2) * \dots * Z(m).$$

?lauu2

*Computes the product $U*U^T(U*U^H)$ or $L^T*L(L^H*L)$, where U and L are upper or lower triangular matrices (unblocked algorithm).*

Syntax

```
call slauu2( uplo, n, a, lda, info )
call dlauu2( uplo, n, a, lda, info )
call clauu2( uplo, n, a, lda, info )
call zlauu2( uplo, n, a, lda, info )
```

Description

This routine is declared in `mk1_lapack.fi` for FORTRAN 77 interface and in `mk1_lapack.h` for C interface.

The routine ?lauu2 computes the product $U*U^T$ or L^T*L for real flavors, and L^H*L or L^H*L for complex flavors. Here the triangular factor U or L is stored in the upper or lower triangular part of the array a .

If `uplo = 'U' or 'u'`, then the upper triangle of the result is stored, overwriting the factor U in A .

If `uplo = 'L' or 'l'`, then the lower triangle of the result is stored, overwriting the factor L in A .

This is the unblocked form of the algorithm, calling [BLAS Level 2 Routines](#).

Input Parameters

<i>uplo</i>	CHARACTER*1. Specifies whether the triangular factor stored in the array <i>a</i> is upper or lower triangular: = 'U': Upper triangular = 'L': Lower triangular
<i>n</i>	INTEGER. The order of the triangular factor <i>U</i> or <i>L</i> . $n \geq 0$.
<i>a</i>	REAL for slauu2 DOUBLE PRECISION for dlauu2 COMPLEX for clauu2 COMPLEX*16 for zlauu2. Array, DIMENSION (<i>lda</i> , <i>n</i>). On entry, the triangular factor <i>U</i> or <i>L</i> .
<i>lda</i>	INTEGER. The leading dimension of the array <i>a</i> . $lda \geq \max(1, n)$.

Output Parameters

<i>a</i>	On exit, if <i>uplo</i> = 'U', then the upper triangle of <i>a</i> is overwritten with the upper triangle of the product $U*U^T(U*U^H)$; if <i>uplo</i> = 'L', then the lower triangle of <i>a</i> is overwritten with the lower triangle of the product $L^T*L(L^H*L)$.
<i>info</i>	INTEGER. = 0: successful exit < 0: if <i>info</i> = - <i>k</i> , the <i>k</i> -th argument had an illegal value

?lauum

*Computes the product $U*U^T(U*U^H)$ or $L^T*L(L^H*L)$, where *U* and *L* are upper or lower triangular matrices (blocked algorithm).*

Syntax

```
call slauum( uplo, n, a, lda, info )
call dlauum( uplo, n, a, lda, info )
```

```
call clauum( uplo, n, a, lda, info )
call zlauum( uplo, n, a, lda, info )
```

Description

This routine is declared in `mkl_lapack.fi` for FORTRAN 77 interface and in `mkl_lapack.h` for C interface.

The routine `?lauum` computes the product U^*U^T or L^T*L for real flavors, and $L^{H*}L$ or L^{H*L} for complex flavors. Here the triangular factor U or L is stored in the upper or lower triangular part of the array a .

If `uplo = 'U' or 'u'`, then the upper triangle of the result is stored, overwriting the factor U in A .

If `uplo = 'L' or 'l'`, then the lower triangle of the result is stored, overwriting the factor L in A .

This is the blocked form of the algorithm, calling [BLAS Level 3 Routines](#).

Input Parameters

<code>uplo</code>	CHARACTER*1. Specifies whether the triangular factor stored in the array a is upper or lower triangular: = 'U': Upper triangular = 'L': Lower triangular
<code>n</code>	INTEGER. The order of the triangular factor U or L . $n \geq 0$.
<code>a</code>	REAL for <code>slauum</code> DOUBLE PRECISION for <code>dlauum</code> COMPLEX for <code>clauum</code> COMPLEX*16 for <code>zlauum</code> . Array, DIMENSION (lda, n). On entry, the triangular factor U or L .
<code>lda</code>	INTEGER. The leading dimension of the array a . $lda \geq \max(1, n)$.

Output Parameters

<code>a</code>	On exit,
----------------	----------

if `uplo = 'U'`, then the upper triangle of a is overwritten with the upper triangle of the product $U^*U^T(U^*U^H)$;
 if `uplo = 'L'`, then the lower triangle of a is overwritten with the lower triangle of the product $L^T*L(L^H*L)$.

`info` INTEGER.
 = 0: successful exit
 < 0: if `info = -k`, the k -th argument had an illegal value

?org2l/?ung2l

Generates all or part of the orthogonal/unitary matrix Q from a QL factorization determined by ?geqlf (unblocked algorithm).

Syntax

```
call sorg2l( m, n, k, a, lda, tau, work, info )
call dorg2l( m, n, k, a, lda, tau, work, info )
call cung2l( m, n, k, a, lda, tau, work, info )
call zung2l( m, n, k, a, lda, tau, work, info )
```

Description

This routine is declared in `mk1_lapack.fi` for FORTRAN 77 interface and in `mk1_lapack.h` for C interface.

The routine `?org2l/?ung2l` generates an m -by- n real/complex matrix Q with orthonormal columns, which is defined as the last n columns of a product of k elementary reflectors of order m :

$Q = H(k) * \dots * H(2) * H(1)$ as returned by `?geqlf`.

Input Parameters

`m` INTEGER. The number of rows of the matrix Q . $m \geq 0$.
`n` INTEGER. The number of columns of the matrix Q . $m \geq n \geq 0$.

<i>k</i>	INTEGER. The number of elementary reflectors whose product defines the matrix Q . $n \geq k \geq 0$.
<i>a</i>	REAL for sorg2l DOUBLE PRECISION for dorg2l COMPLEX for cung2l COMPLEX*16 for zung2l. Array, DIMENSION (<i>lda</i> , <i>n</i>). On entry, the $(n - k + i)$ -th column must contain the vector which defines the elementary reflector $H(i)$, for $i = 1, 2, \dots, k$, as returned by ?geqlf in the last k columns of its array argument <i>A</i> .
<i>lda</i>	INTEGER. The first dimension of the array <i>a</i> . $lda \geq \max(1, m)$.
<i>tau</i>	REAL for sorg2l DOUBLE PRECISION for dorg2l COMPLEX for cung2l COMPLEX*16 for zung2l. Array, DIMENSION (<i>k</i>). <i>tau</i> (<i>i</i>) must contain the scalar factor of the elementary reflector $H(i)$, as returned by ?geqlf.
<i>work</i>	REAL for sorg2l DOUBLE PRECISION for dorg2l COMPLEX for cung2l COMPLEX*16 for zung2l. Workspace array, DIMENSION (<i>n</i>).

Output Parameters

<i>a</i>	On exit, the m -by- n matrix Q .
<i>info</i>	INTEGER. = 0: successful exit < 0: if <i>info</i> = $-i$, the i -th argument has an illegal value

?org2r/?ung2r

Generates all or part of the orthogonal/unitary matrix Q from a QR factorization determined by ?geqrf (unblocked algorithm).

Syntax

```
call sorg2r( m, n, k, a, lda, tau, work, info )
call dorg2r( m, n, k, a, lda, tau, work, info )
call cung2r( m, n, k, a, lda, tau, work, info )
call zung2r( m, n, k, a, lda, tau, work, info )
```

Description

This routine is declared in `mkl_lapack.fi` for FORTRAN 77 interface and in `mkl_lapack.h` for C interface.

The routine `?org2r/?ung2r` generates an m -by- n real/complex matrix Q with orthonormal columns, which is defined as the first n columns of a product of k elementary reflectors of order m

$$Q = H(1) * H(2) * \dots * H(k)$$

as returned by `?geqrf`.

Input Parameters

m	INTEGER. The number of rows of the matrix Q . $m \geq 0$.
n	INTEGER. The number of columns of the matrix Q . $m \geq n \geq 0$.
k	INTEGER. The number of elementary reflectors whose product defines the matrix Q . $n \geq k \geq 0$.
a	REAL for <code>sorg2r</code> DOUBLE PRECISION for <code>dorg2r</code> COMPLEX for <code>cung2r</code> COMPLEX*16 for <code>zung2r</code> . Array, DIMENSION (lda, n).

On entry, the i -th column must contain the vector which defines the elementary reflector $H(i)$, for $i = 1, 2, \dots, k$, as returned by ?geqrf in the first k columns of its array argument a .

lda INTEGER. The first DIMENSION of the array a . $lda \geq \max(1, m)$.

tau REAL for sorg2r
DOUBLE PRECISION for dorg2r
COMPLEX for cung2r
COMPLEX*16 for zung2r.
Array, DIMENSION (k).
 $\tau(i)$ must contain the scalar factor of the elementary reflector $H(i)$, as returned by ?geqrf.

work REAL for sorg2r
DOUBLE PRECISION for dorg2r
COMPLEX for cung2r
COMPLEX*16 for zung2r.
Workspace array, DIMENSION (n).

Output Parameters

a On exit, the m -by- n matrix Q .

info INTEGER.
= 0: successful exit
< 0: if $info = -i$, the i -th argument has an illegal value

?orgl2/?ungl2

Generates all or part of the orthogonal/unitary matrix Q from an LQ factorization determined by ?gelqf (unblocked algorithm).

Syntax

```
call sorgl2( m, n, k, a, lda, tau, work, info )
call dorgl2( m, n, k, a, lda, tau, work, info )
call cungl2( m, n, k, a, lda, tau, work, info )
```

```
call zungl2( m, n, k, a, lda, tau, work, info )
```

Description

This routine is declared in `mkl_lapack.fi` for FORTRAN 77 interface and in `mkl_lapack.h` for C interface.

The routine `?orgl2/?ungl2` generates a m -by- n real/complex matrix Q with orthonormal rows, which is defined as the first m rows of a product of k elementary reflectors of order n

$Q = H(k) * \dots * H(2) * H(1)$ for real flavors, or $Q = (H(k))^{H*} \dots (H(2))^{H*} (H(1))^{H*}$ for complex flavors as returned by `?gelqf`.

Input Parameters

<i>m</i>	INTEGER. The number of rows of the matrix Q . $m \geq 0$.
<i>n</i>	INTEGER. The number of columns of the matrix Q . $n \geq m$.
<i>k</i>	INTEGER. The number of elementary reflectors whose product defines the matrix Q . $m \geq k \geq 0$.
<i>a</i>	REAL for <code>sorgl2</code> DOUBLE PRECISION for <code>dorgl2</code> COMPLEX for <code>cungl2</code> COMPLEX*16 for <code>zungl2</code> . Array, DIMENSION (<i>lda</i> , <i>n</i>). On entry, the i -th row must contain the vector which defines the elementary reflector $H(i)$, for $i = 1, 2, \dots, k$, as returned by <code>?gelqf</code> in the first k rows of its array argument <i>a</i> .
<i>lda</i>	INTEGER. The first dimension of the array <i>a</i> . $lda \geq \max(1, m)$.
<i>tau</i>	REAL for <code>sorgl2</code> DOUBLE PRECISION for <code>dorgl2</code> COMPLEX for <code>cungl2</code> COMPLEX*16 for <code>zungl2</code> . Array, DIMENSION (<i>k</i>). <i>tau</i> (i) must contain the scalar factor of the elementary reflector $H(i)$, as returned by <code>?gelqf</code> .
<i>work</i>	REAL for <code>sorgl2</code> DOUBLE PRECISION for <code>dorgl2</code>

COMPLEX for cungr2
 COMPLEX*16 for zungr2.
 Workspace array, DIMENSION (m).

Output Parameters

a On exit, the m -by- n matrix Q .
 $info$ INTEGER.
 = 0: successful exit
 < 0: if $info = -i$, the i -th argument has an illegal value.

?orgr2/?ungr2

Generates all or part of the orthogonal/unitary matrix Q from an RQ factorization determined by ?gerqf (unblocked algorithm).

Syntax

```
call sorgr2( m, n, k, a, lda, tau, work, info )
call dorgr2( m, n, k, a, lda, tau, work, info )
call cungr2( m, n, k, a, lda, tau, work, info )
call zungr2( m, n, k, a, lda, tau, work, info )
```

Description

This routine is declared in `mk1_lapack.fi` for FORTRAN 77 interface and in `mk1_lapack.h` for C interface.

The routine ?orgr2/?ungr2 generates an m -by- n real matrix Q with orthonormal rows, which is defined as the last m rows of a product of k elementary reflectors of order n

$Q = H(1) * H(2) * \dots * H(k)$ for real flavors, or $Q = (H(1))^H * (H(2))^H * \dots * (H(k))^H$ for complex flavors as returned by ?gerqf.

Input Parameters

m INTEGER. The number of rows of the matrix Q . $m \geq 0$.
 n INTEGER. The number of columns of the matrix Q . $n \geq m$

<i>k</i>	<p>INTEGER.</p> <p>The number of elementary reflectors whose product defines the matrix Q. $m \geq k \geq 0$.</p>
<i>a</i>	<p>REAL for sorgr2 DOUBLE PRECISION for dorgr2 COMPLEX for cungr2 COMPLEX*16 for zungr2.</p> <p>Array, DIMENSION (<i>lda</i>, <i>n</i>).</p> <p>On entry, the ($m-k+i$)-th row must contain the vector which defines the elementary reflector $H(i)$, for $i = 1, 2, \dots, k$, as returned by ?gerqf in the last k rows of its array argument <i>a</i>.</p>
<i>lda</i>	<p>INTEGER. The first dimension of the array <i>a</i>. $lda \geq \max(1, m)$.</p>
<i>tau</i>	<p>REAL for sorgr2 DOUBLE PRECISION for dorgr2 COMPLEX for cungr2 COMPLEX*16 for zungr2.</p> <p>Array, DIMENSION (<i>k</i>). <i>tau</i>(<i>i</i>) must contain the scalar factor of the elementary reflector $H(i)$, as returned by ?gerqf.</p>
<i>work</i>	<p>REAL for sorgr2 DOUBLE PRECISION for dorgr2 COMPLEX for cungr2 COMPLEX*16 for zungr2.</p> <p>Workspace array, DIMENSION (<i>m</i>).</p>

Output Parameters

<i>a</i>	On exit, the m -by- n matrix Q .
<i>info</i>	<p>INTEGER.</p> <p>= 0: successful exit < 0: if <i>info</i> = $-i$, the i-th argument has an illegal value</p>

?orm2l/?unm2l

Multiplies a general matrix by the orthogonal/unitary matrix from a QL factorization determined by ?geqlf (unblocked algorithm).

Syntax

```
call sorm2l( side, trans, m, n, k, a, lda, tau, c, ldc, work, info )
call dorm2l( side, trans, m, n, k, a, lda, tau, c, ldc, work, info )
call cunm2l( side, trans, m, n, k, a, lda, tau, c, ldc, work, info )
call zunm2l( side, trans, m, n, k, a, lda, tau, c, ldc, work, info )
```

Description

This routine is declared in `mk1_lapack.fi` for FORTRAN 77 interface and in `mk1_lapack.h` for C interface.

The routine ?orm2l/?unm2l overwrites the general real/complex m -by- n matrix C with

Q^*C if $side = 'L'$ and $trans = 'N'$, or

$Q^T C / Q^H C$ if $side = 'L'$ and $trans = 'T'$ (for real flavors) or $trans = 'C'$ (for complex flavors), or

C^*Q if $side = 'R'$ and $trans = 'N'$, or

C^*Q^T / C^*Q^H if $side = 'R'$ and $trans = 'T'$ (for real flavors) or $trans = 'C'$ (for complex flavors).

Here Q is a real orthogonal or complex unitary matrix defined as the product of k elementary reflectors

$Q = H(k) * \dots * H(2) * H(1)$ as returned by ?geqlf.

Q is of order m if $side = 'L'$ and of order n if $side = 'R'$.

Input Parameters

<i>side</i>	CHARACTER*1. = 'L': apply Q or Q^T / Q^H from the left = 'R': apply Q or Q^T / Q^H from the right
<i>trans</i>	CHARACTER*1.

= 'N': apply Q (no transpose)
 = 'T': apply Q^T (transpose, for real flavors)
 = 'C': apply Q^H (conjugate transpose, for complex flavors)

m INTEGER. The number of rows of the matrix C . $m \geq 0$.

n INTEGER. The number of columns of the matrix C . $n \geq 0$.

k INTEGER. The number of elementary reflectors whose product defines the matrix Q .
 If *side* = 'L', $m \geq k \geq 0$;
 if *side* = 'R', $n \geq k \geq 0$.

a REAL for sorm2l
 DOUBLE PRECISION for dorm2l
 COMPLEX for cunm2l
 COMPLEX*16 for zunm2l.
 Array, DIMENSION (*lda*,*k*).
 The *i*-th column must contain the vector which defines the elementary reflector $H(i)$, for $i = 1, 2, \dots, k$, as returned by ?geqlf in the last *k* columns of its array argument *a*.
 The array *a* is modified by the routine but restored on exit.

lda INTEGER. The leading dimension of the array *a*.
 If *side* = 'L', $lda \geq \max(1, m)$
 if *side* = 'R', $lda \geq \max(1, n)$.

tau REAL for sorm2l
 DOUBLE PRECISION for dorm2l
 COMPLEX for cunm2l
 COMPLEX*16 for zunm2l.
 Array, DIMENSION (*k*). *tau*(*i*) must contain the scalar factor of the elementary reflector $H(i)$, as returned by ?geqlf.

c REAL for sorm2l
 DOUBLE PRECISION for dorm2l
 COMPLEX for cunm2l
 COMPLEX*16 for zunm2l.
 Array, DIMENSION (*ldc*, *n*).
 On entry, the *m*-by-*n* matrix C .

ldc INTEGER. The leading dimension of the array *c*. $ldc \geq \max(1, m)$.

work REAL for sorm2l
 DOUBLE PRECISION for dorm2l
 COMPLEX for cunm2l
 COMPLEX*16 for zunm2l.
 Workspace array, DIMENSION:
 (*n*) if *side* = 'L',
 (*m*) if *side* = 'R'.

Output Parameters

c On exit, *c* is overwritten by Q^*C or $Q^T * C / Q^{H*}C$, or C^*Q , or C^*Q^T / C^*Q^H .

info INTEGER.
 = 0: successful exit
 < 0: if *info* = -*i*, the *i*-th argument had an illegal value

?orm2r/?unm2r

Multiplies a general matrix by the orthogonal/unitary matrix from a QR factorization determined by ?geqrf (unblocked algorithm).

Syntax

```
call sorm2r( side, trans, m, n, k, a, lda, tau, c, ldc, work, info )
call dorm2r( side, trans, m, n, k, a, lda, tau, c, ldc, work, info )
call cunm2r( side, trans, m, n, k, a, lda, tau, c, ldc, work, info )
call zunm2r( side, trans, m, n, k, a, lda, tau, c, ldc, work, info )
```

Description

This routine is declared in `mk1_lapack.fi` for FORTRAN 77 interface and in `mk1_lapack.h` for C interface.

The routine ?orm2r/?unm2r overwrites the general real/complex *m*-by-*n* matrix *C* with Q^*C if *side* = 'L' and *trans* = 'N', or

$Q^T * C / Q^H * C$ if $side = 'L'$ and $trans = 'T'$ (for real flavors) or $trans = 'C'$ (for complex flavors), or

$C * Q$ if $side = 'R'$ and $trans = 'N'$, or

$C * Q^T / C * Q^H$ if $side = 'R'$ and $trans = 'T'$ (for real flavors) or $trans = 'C'$ (for complex flavors).

Here Q is a real orthogonal or complex unitary matrix defined as the product of k elementary reflectors

$Q = H(1) * H(2) * \dots * H(k)$ as returned by `?geqrf`.

Q is of order m if $side = 'L'$ and of order n if $side = 'R'$.

Input Parameters

<i>side</i>	CHARACTER*1. = 'L': apply Q or Q^T / Q^H from the left = 'R': apply Q or Q^T / Q^H from the right
<i>trans</i>	CHARACTER*1. = 'N': apply Q (no transpose) = 'T': apply Q^T (transpose, for real flavors) = 'C': apply Q^H (conjugate transpose, for complex flavors)
<i>m</i>	INTEGER. The number of rows of the matrix C . $m \geq 0$.
<i>n</i>	INTEGER. The number of columns of the matrix C . $n \geq 0$.
<i>k</i>	INTEGER. The number of elementary reflectors whose product defines the matrix Q . If $side = 'L'$, $m \geq k \geq 0$; if $side = 'R'$, $n \geq k \geq 0$.
<i>a</i>	REAL for <code>sorm2r</code> DOUBLE PRECISION for <code>dorm2r</code> COMPLEX for <code>cunm2r</code> COMPLEX*16 for <code>zunm2r</code> . Array, DIMENSION (lda, k). The i -th column must contain the vector which defines the elementary reflector $H(i)$, for $i = 1, 2, \dots, k$, as returned by <code>?geqrf</code> in the first k columns of its array argument a . The array a is modified by the routine but restored on exit.

<i>lda</i>	<p>INTEGER. The leading dimension of the array <i>a</i>.</p> <p>If <i>side</i> = 'L', $lda \geq \max(1, m)$;</p> <p>if <i>side</i> = 'R', $lda \geq \max(1, n)$.</p>
<i>tau</i>	<p>REAL for sorm2r</p> <p>DOUBLE PRECISION for dorm2r</p> <p>COMPLEX for cunm2r</p> <p>COMPLEX*16 for zunm2r.</p> <p>Array, DIMENSION (<i>k</i>).</p> <p><i>tau</i>(<i>i</i>) must contain the scalar factor of the elementary reflector $H(i)$, as returned by ?geqrf.</p>
<i>c</i>	<p>REAL for sorm2r</p> <p>DOUBLE PRECISION for dorm2r</p> <p>COMPLEX for cunm2r</p> <p>COMPLEX*16 for zunm2r.</p> <p>Array, DIMENSION (<i>ldc</i>, <i>n</i>).</p> <p>On entry, the <i>m</i>-by-<i>n</i> matrix <i>C</i>.</p>
<i>ldc</i>	<p>INTEGER. The leading dimension of the array <i>c</i>. $ldc \geq \max(1, m)$.</p>
<i>work</i>	<p>REAL for sorm2r</p> <p>DOUBLE PRECISION for dorm2r</p> <p>COMPLEX for cunm2r</p> <p>COMPLEX*16 for zunm2r.</p> <p>Workspace array, DIMENSION</p> <p>(<i>n</i>) if <i>side</i> = 'L',</p> <p>(<i>m</i>) if <i>side</i> = 'R'.</p>

Output Parameters

<i>c</i>	<p>On exit, <i>c</i> is overwritten by Q^*C or Q^T*C / Q^H*C, or $C*Q$, or $C*Q^T / C*Q^H$.</p>
<i>info</i>	<p>INTEGER.</p> <p>= 0: successful exit</p> <p>< 0: if <i>info</i> = -<i>i</i>, the <i>i</i>-th argument had an illegal value</p>

?orml2/?unml2

Multiplies a general matrix by the orthogonal/unitary matrix from a LQ factorization determined by ?gelqf (unblocked algorithm).

Syntax

```
call sorml2( side, trans, m, n, k, a, lda, tau, c, ldc, work, info )
call dorml2( side, trans, m, n, k, a, lda, tau, c, ldc, work, info )
call cunml2( side, trans, m, n, k, a, lda, tau, c, ldc, work, info )
call zunml2( side, trans, m, n, k, a, lda, tau, c, ldc, work, info )
```

Description

This routine is declared in `mkl_lapack.fi` for FORTRAN 77 interface and in `mkl_lapack.h` for C interface.

The routine ?orml2/?unml2 overwrites the general real/complex m -by- n matrix C with

Q^*C if $side = 'L'$ and $trans = 'N'$, or

$Q^T * C / Q^H * C$ if $side = 'L'$ and $trans = 'T'$ (for real flavors) or $trans = 'C'$ (for complex flavors), or

$C * Q$ if $side = 'R'$ and $trans = 'N'$, or

$C * Q^T / C * Q^H$ if $side = 'R'$ and $trans = 'T'$ (for real flavors) or $trans = 'C'$ (for complex flavors).

Here Q is a real orthogonal or complex unitary matrix defined as the product of k elementary reflectors

$Q = H(k) * \dots * H(2) * H(1)$ for real flavors, or $Q = (H(k))^H * \dots * (H(2))^H * (H(1))^H$ for complex flavors as returned by ?gelqf.

Q is of order m if $side = 'L'$ and of order n if $side = 'R'$.

Input Parameters

side CHARACTER*1.
 = 'L': apply Q or Q^T / Q^H from the left
 = 'R': apply Q or Q^T / Q^H from the right

trans CHARACTER*1.
 = 'N': apply Q (no transpose)
 = 'T': apply Q^T (transpose, for real flavors)
 = 'C': apply Q^H (conjugate transpose, for complex flavors)

m INTEGER. The number of rows of the matrix C . $m \geq 0$.

n INTEGER. The number of columns of the matrix C . $n \geq 0$.

k INTEGER. The number of elementary reflectors whose product defines the matrix Q .
 If *side* = 'L', $m \geq k \geq 0$;
 if *side* = 'R', $n \geq k \geq 0$.

a REAL for sorml2
 DOUBLE PRECISION for dorml2
 COMPLEX for cunml2
 COMPLEX*16 for zunml2.
 Array, DIMENSION
 (*lda*, *m*) if *side* = 'L',
 (*lda*, *n*) if *side* = 'R'
 The *i*-th row must contain the vector which defines the elementary reflector $H(i)$, for $i = 1, 2, \dots, k$, as returned by ?gelqf in the first *k* rows of its array argument *a*. The array *a* is modified by the routine but restored on exit.

lda INTEGER. The leading dimension of the array *a*. $lda \geq \max(1, k)$.

tau REAL for sorml2
 DOUBLE PRECISION for dorml2
 COMPLEX for cunml2
 COMPLEX*16 for zunml2.
 Array, DIMENSION (*k*).
tau(*i*) must contain the scalar factor of the elementary reflector $H(i)$, as returned by ?gelqf.

c REAL for sorml2
 DOUBLE PRECISION for dorml2
 COMPLEX for cunml2
 COMPLEX*16 for zunml2.
 Array, DIMENSION (*ldc*, *n*) On entry, the *m*-by-*n* matrix C .

<i>ldc</i>	INTEGER. The leading dimension of the array <i>c</i> . $ldc \geq \max(1, m)$.
<i>work</i>	REAL for sorml2 DOUBLE PRECISION for dorml2 COMPLEX for cunml2 COMPLEX*16 for zunml2. Workspace array, DIMENSION (<i>n</i>) if <i>side</i> = 'L', (<i>m</i>) if <i>side</i> = 'R'

Output Parameters

<i>c</i>	On exit, <i>c</i> is overwritten by Q^*C or $Q^T * C$ / $Q^H * C$, or $C * Q$, or $C * Q^T$ / $C * Q^H$.
<i>info</i>	INTEGER. = 0: successful exit < 0: if <i>info</i> = - <i>i</i> , the <i>i</i> -th argument had an illegal value

?ormr2/?unmr2

Multiplies a general matrix by the orthogonal/unitary matrix from a RQ factorization determined by ?gerqf (unblocked algorithm).

Syntax

```
call sormr2( side, trans, m, n, k, a, lda, tau, c, ldc, work, info )
call dormr2( side, trans, m, n, k, a, lda, tau, c, ldc, work, info )
call cunmr2( side, trans, m, n, k, a, lda, tau, c, ldc, work, info )
call zunmr2( side, trans, m, n, k, a, lda, tau, c, ldc, work, info )
```

Description

This routine is declared in `mkl_lapack.fi` for FORTRAN 77 interface and in `mkl_lapack.h` for C interface.

The routine ?ormr2/?unmr2 overwrites the general real/complex *m*-by-*n* matrix *C* with Q^*C if *side* = 'L' and *trans* = 'N', or

$Q^T * C / Q^H * C$ if $side = 'L'$ and $trans = 'T'$ (for real flavors) or $trans = 'C'$ (for complex flavors), or

$C * Q$ if $side = 'R'$ and $trans = 'N'$, or

$C * Q^T / C * Q^H$ if $side = 'R'$ and $trans = 'T'$ (for real flavors) or $trans = 'C'$ (for complex flavors).

Here Q is a real orthogonal or complex unitary matrix defined as the product of k elementary reflectors

$Q = H(1) * H(2) * \dots * H(k)$ for real flavors, or $Q = (H(1))^H * (H(2))^H * \dots * (H(k))^H$ as returned by ?gerqf.

Q is of order m if $side = 'L'$ and of order n if $side = 'R'$.

Input Parameters

<i>side</i>	CHARACTER*1. = 'L': apply Q or Q^T / Q^H from the left = 'R': apply Q or Q^T / Q^H from the right
<i>trans</i>	CHARACTER*1. = 'N': apply Q (no transpose) = 'T': apply Q^T (transpose, for real flavors) = 'C': apply Q^H (conjugate transpose, for complex flavors)
<i>m</i>	INTEGER. The number of rows of the matrix C . $m \geq 0$.
<i>n</i>	INTEGER. The number of columns of the matrix C . $n \geq 0$.
<i>k</i>	INTEGER. The number of elementary reflectors whose product defines the matrix Q . If $side = 'L'$, $m \geq k \geq 0$; if $side = 'R'$, $n \geq k \geq 0$.
<i>a</i>	REAL for sormr2 DOUBLE PRECISION for dormr2 COMPLEX for cunmr2 COMPLEX*16 for zunmr2. Array, DIMENSION (lda, m) if $side = 'L'$, (lda, n) if $side = 'R'$

The i -th row must contain the vector which defines the elementary reflector $H(i)$, for $i = 1, 2, \dots, k$, as returned by ?gerqf in the last k rows of its array argument a . The array a is modified by the routine but restored on exit.

lda

INTEGER.

The leading dimension of the array a . $lda \geq \max(1, k)$.

tau

REAL for sormr2

DOUBLE PRECISION for dormr2

COMPLEX for cunmr2

COMPLEX*16 for zunmr2.

Array, DIMENSION (k).

$\tau(i)$ must contain the scalar factor of the elementary reflector $H(i)$, as returned by ?gerqf.

c

REAL for sormr2

DOUBLE PRECISION for dormr2

COMPLEX for cunmr2

COMPLEX*16 for zunmr2.

Array, DIMENSION (ldc, n).

On entry, the m -by- n matrix C .

ldc

INTEGER. The leading dimension of the array c . $ldc \geq \max(1, m)$.

work

REAL for sormr2

DOUBLE PRECISION for dormr2

COMPLEX for cunmr2

COMPLEX*16 for zunmr2.

Workspace array, DIMENSION

(n) if $side = 'L'$,

(m) if $side = 'R'$

Output Parameters

c

On exit, c is overwritten by Q^*C or Q^T*C / Q^H*C , or $C*Q$, or $C*Q^T / C*Q^H$.

info

INTEGER.

= 0: successful exit

< 0: if $info = -i$, the i -th argument had an illegal value

?ormr3/?unmr3

Multiplies a general matrix by the orthogonal/unitary matrix from a RZ factorization determined by ?tzzrf (unblocked algorithm).

Syntax

```
call sormr3( side, trans, m, n, k, l, a, lda, tau, c, ldc, work, info )
call dormr3( side, trans, m, n, k, l, a, lda, tau, c, ldc, work, info )
call cunmr3( side, trans, m, n, k, l, a, lda, tau, c, ldc, work, info )
call zunmr3( side, trans, m, n, k, l, a, lda, tau, c, ldc, work, info )
```

Description

This routine is declared in `mkl_lapack.fi` for FORTRAN 77 interface and in `mkl_lapack.h` for C interface.

The routine ?ormr3/?unmr3 overwrites the general real/complex m -by- n matrix C with

Q^*C if $side = 'L'$ and $trans = 'N'$, or

$Q^T C / Q^H C$ if $side = 'L'$ and $trans = 'T'$ (for real flavors) or $trans = 'C'$ (for complex flavors), or

$C Q$ if $side = 'R'$ and $trans = 'N'$, or

$C Q^T / C Q^H$ if $side = 'R'$ and $trans = 'T'$ (for real flavors) or $trans = 'C'$ (for complex flavors).

Here Q is a real orthogonal or complex unitary matrix defined as the product of k elementary reflectors

$Q = H(1) * H(2) * \dots * H(k)$ as returned by ?tzzrf.

Q is of order m if $side = 'L'$ and of order n if $side = 'R'$.

Input Parameters

<i>side</i>	CHARACTER*1. = 'L': apply Q or Q^T / Q^H from the left = 'R': apply Q or Q^T / Q^H from the right
<i>trans</i>	CHARACTER*1.

= 'N': apply Q (no transpose)
 = 'T': apply Q^T (transpose, for real flavors)
 = 'C': apply Q^H (conjugate transpose, for complex flavors)

m INTEGER. The number of rows of the matrix *C*. $m \geq 0$.

n INTEGER. The number of columns of the matrix *C*. $n \geq 0$.

k INTEGER. The number of elementary reflectors whose product defines the matrix *Q*.
 If *side* = 'L', $m \geq k \geq 0$;
 if *side* = 'R', $n \geq k \geq 0$.

l INTEGER. The number of columns of the matrix *A* containing the meaningful part of the Householder reflectors.
 If *side* = 'L', $m \geq l \geq 0$,
 if *side* = 'R', $n \geq l \geq 0$.

a REAL for sormr3
 DOUBLE PRECISION for dormr3
 COMPLEX for cunmr3
 COMPLEX*16 for zunmr3.
 Array, DIMENSION
 (*lda*, *m*) if *side* = 'L',
 (*lda*, *n*) if *side* = 'R'
 The *i*-th row must contain the vector which defines the elementary reflector $H(i)$, for $i = 1, 2, \dots, k$, as returned by ?tzzrzf in the last *k* rows of its array argument *a*. The array *a* is modified by the routine but restored on exit.

lda INTEGER.
 The leading dimension of the array *a*. $lda \geq \max(1, k)$.

tau REAL for sormr3
 DOUBLE PRECISION for dormr3
 COMPLEX for cunmr3
 COMPLEX*16 for zunmr3.
 Array, DIMENSION (*k*).
tau(*i*) must contain the scalar factor of the elementary reflector $H(i)$, as returned by ?tzzrzf.

c REAL for sormr3

DOUBLE PRECISION for dormr3
 COMPLEX for cunmr3
 COMPLEX*16 for zunmr3.
Array, DIMENSION (*ldc*, *n*).
 On entry, the *m*-by-*n* matrix *C*.

ldc INTEGER. The leading dimension of the array *c*. $ldc \geq \max(1, m)$.

work REAL for sormr3
 DOUBLE PRECISION for dormr3
 COMPLEX for cunmr3
 COMPLEX*16 for zunmr3.
Workspace array, DIMENSION
 (*n*) if *side* = 'L',
 (*m*) if *side* = 'R'.

Output Parameters

c On exit, *c* is overwritten by Q^*C or $Q^T * C$ / $Q^H * C$, or $C * Q$, or $C * Q^T$ / $C * Q^H$.

info INTEGER.
 = 0: successful exit
 < 0: if *info* = -*i*, the *i*-th argument had an illegal value

?pbtf2

Computes the Cholesky factorization of a symmetric/ Hermitian positive-definite band matrix (unblocked algorithm).

Syntax

```
call spbtf2( uplo, n, kd, ab, ldab, info )
call dpbtf2( uplo, n, kd, ab, ldab, info )
call cpbtf2( uplo, n, kd, ab, ldab, info )
call zpbtf2( uplo, n, kd, ab, ldab, info )
```

Description

This routine is declared in `mkl_lapack.fi` for FORTRAN 77 interface and in `mkl_lapack.h` for C interface.

The routine computes the Cholesky factorization of a real symmetric or complex Hermitian positive definite band matrix A .

The factorization has the form

$A = U^T * U$ for real flavors, $A = U^H * U$ for complex flavors if `uplo = 'U'`, or

$A = L * L^T$ for real flavors, $A = L * L^H$ for complex flavors if `uplo = 'L'`,

where U is an upper triangular matrix, and L is lower triangular. This is the unblocked version of the algorithm, calling [BLAS Level 2 Routines](#).

Input Parameters

<code>uplo</code>	CHARACTER*1. Specifies whether the upper or lower triangular part of the symmetric/Hermitian matrix A is stored: = 'U': upper triangular = 'L': lower triangular
<code>n</code>	INTEGER. The order of the matrix A . $n \geq 0$.
<code>kd</code>	INTEGER. The number of super-diagonals of the matrix A if <code>uplo = 'U'</code> , or the number of sub-diagonals if <code>uplo = 'L'</code> . $kd \geq 0$.
<code>ab</code>	REAL for <code>spbtf2</code> DOUBLE PRECISION for <code>dpbtf2</code> COMPLEX for <code>cpbtf2</code> COMPLEX*16 for <code>zpbtf2</code> . Array, DIMENSION ($ldab, n$). On entry, the upper or lower triangle of the symmetric/Hermitian band matrix A , stored in the first $kd+1$ rows of the array. The j -th column of A is stored in the j -th column of the array <code>ab</code> as follows: if <code>uplo = 'U'</code> , $ab(kd+1+i-j, j) = A(i, j)$ for $\max(1, j-kd) \leq i \leq j$;

if $uplo = 'L'$, $ab(1+i-j, j) = A(i, j)$ for $j \leq i \leq \min(n, j+kd)$.

ldab

INTEGER. The leading dimension of the array *ab*. $ldab \geq kd+1$.

Output Parameters

ab

On exit, If $info = 0$, the triangular factor U or L from the Cholesky factorization $A=U^T*U$ ($A=U^H*U$), or $A= L*L^T$ ($A = L*L^H$) of the band matrix A , in the same storage format as A .

info

INTEGER.
 = 0: successful exit
 < 0: if $info = -k$, the k -th argument had an illegal value
 > 0: if $info = k$, the leading minor of order k is not positive definite, and the factorization could not be completed.

?potf2

Computes the Cholesky factorization of a symmetric/Hermitian positive-definite matrix (unblocked algorithm).

Syntax

```
call spotf2( uplo, n, a, lda, info )
call dpotf2( uplo, n, a, lda, info )
call cpotf2( uplo, n, a, lda, info )
call zpotf2( uplo, n, a, lda, info )
```

Description

This routine is declared in `mk1_lapack.fi` for FORTRAN 77 interface and in `mk1_lapack.h` for C interface.

The routine `?potf2` computes the Cholesky factorization of a real symmetric or complex Hermitian positive definite matrix A . The factorization has the form

$A = U^T*U$ for real flavors, $A = U^H*U$ for complex flavors if $uplo = 'U'$, or

$A = L^*L^T$ for real flavors, $A = L^*L^H$ for complex flavors if $uplo = 'L'$,

where U is an upper triangular matrix, and L is lower triangular.

This is the unblocked version of the algorithm, calling [BLAS Level 2 Routines](#)

Input Parameters

<i>uplo</i>	CHARACTER*1. Specifies whether the upper or lower triangular part of the symmetric/Hermitian matrix <i>A</i> is stored. = 'U': upper triangular = 'L': lower triangular
<i>n</i>	INTEGER. The order of the matrix <i>A</i> . $n \geq 0$.
<i>a</i>	REAL for <code>spotf2</code> DOUBLE PRECISION or <code>dpotf2</code> COMPLEX for <code>cpotf2</code> COMPLEX*16 for <code>zpotf2</code> . Array, DIMENSION (<i>lda</i> , <i>n</i>). On entry, the symmetric/Hermitian matrix <i>A</i> . If <i>uplo</i> = 'U', the leading <i>n</i> -by- <i>n</i> upper triangular part of <i>a</i> contains the upper triangular part of the matrix <i>A</i> , and the strictly lower triangular part of <i>a</i> is not referenced. If <i>uplo</i> = 'L', the leading <i>n</i> -by- <i>n</i> lower triangular part of <i>a</i> contains the lower triangular part of the matrix <i>A</i> , and the strictly upper triangular part of <i>a</i> is not referenced.
<i>lda</i>	INTEGER. The leading dimension of the array <i>a</i> . $lda \geq \max(1, n)$.

Output Parameters

<i>a</i>	On exit, If <i>info</i> = 0, the factor <i>U</i> or <i>L</i> from the Cholesky factorization $A=U^T*U$ ($A=U^H*U$), or $A= L^*L^T$ ($A = L^*L^H$).
<i>info</i>	INTEGER. = 0: successful exit < 0: if <i>info</i> = - <i>k</i> , the <i>k</i> -th argument had an illegal value > 0: if <i>info</i> = <i>k</i> , the leading minor of order <i>k</i> is not positive definite, and the factorization could not be completed.

?ptts2

*Solves a tridiagonal system of the form $A^*X=B$ using the $L^*D^*L^H/L^*D^*L^H$ factorization computed by ?pttrf.*

Syntax

```
call sptts2( n, nrhs, d, e, b, ldb )
call dptts2( n, nrhs, d, e, b, ldb )
call cptts2( iuplo, n, nrhs, d, e, b, ldb )
call zptts2( iuplo, n, nrhs, d, e, b, ldb )
```

Description

This routine is declared in `mk1_lapack.fi` for FORTRAN 77 interface and in `mk1_lapack.h` for C interface.

The routine ?ptts2 solves a tridiagonal system of the form

$$A^*X = B$$

Real flavors sptts2/dptts2 use the $L^*D^*L^T$ factorization of A computed by [spttrf](#)/[dpttrf](#), and complex flavors cptts2/zptts2 use the $U^H^*D^*U$ or $L^*D^*L^H$ factorization of A computed by [cpttrf](#)/[zpttrf](#).

D is a diagonal matrix specified in the vector d , U (or L) is a unit bidiagonal matrix whose superdiagonal (subdiagonal) is specified in the vector e , and X and B are n -by- $nrhs$ matrices.

Input Parameters

<i>iuplo</i>	INTEGER. Used with complex flavors only. Specifies the form of the factorization, and whether the vector e is the superdiagonal of the upper bidiagonal factor U or the subdiagonal of the lower bidiagonal factor L . = 1: $A = U^H^*D^*U$, e is the superdiagonal of U ; = 0: $A = L^*D^*L^H$, e is the subdiagonal of L
<i>n</i>	INTEGER. The order of the tridiagonal matrix A . $n \geq 0$.
<i>nrhs</i>	INTEGER. The number of right hand sides, that is, the number of columns of the matrix B . $nrhs \geq 0$.

d	<p>REAL for sptts2/cptts2 DOUBLE PRECISION for dptts2/zptts2. Array, DIMENSION (n). The n diagonal elements of the diagonal matrix D from the factorization of A.</p>
e	<p>REAL for sptts2 DOUBLE PRECISION for dptts2 COMPLEX for cptts2 COMPLEX*16 for zptts2. Array, DIMENSION ($n-1$). Contains the ($n-1$) subdiagonal elements of the unit bidiagonal factor L from the $L^*D^*L^T$ (for real flavors) or $L^*D^*L^H$ (for complex flavors when $iuplo = 0$) factorization of A. For complex flavors when $iuplo = 1$, e contains the ($n-1$) superdiagonal elements of the unit bidiagonal factor U from the factorization $A = U^H*D*U$.</p>
B	<p>REAL for sptts2/cptts2 DOUBLE PRECISION for dptts2/zptts2. Array, DIMENSION ($ldb, nrhs$). On entry, the right hand side vectors B for the system of linear equations.</p>
ldb	<p>INTEGER. The leading dimension of the array B. $ldb \geq \max(1, n)$.</p>

Output Parameters

b	On exit, the solution vectors, x .
-----	--------------------------------------

?rscl

Multiplies a vector by the reciprocal of a real scalar.

Syntax

```
call srscl( n, sa, sx, incx )
call drscl( n, sa, sx, incx )
```

```
call csrscl( n, sa, sx, incx )
call zdrscl( n, sa, sx, incx )
```

Description

This routine is declared in `mkl_lapack.fi` for FORTRAN 77 interface and in `mkl_lapack.h` for C interface.

The routine `?rscl` multiplies an n -element real/complex vector x by the real scalar $1/a$. This is done without overflow or underflow as long as the final result x/a does not overflow or underflow.

Input Parameters

<i>n</i>	INTEGER. The number of components of the vector x .
<i>sa</i>	REAL for <code>srscl/csrscl</code> DOUBLE PRECISION for <code>drscl/zdrscl</code> . The scalar a which is used to divide each component of the vector x . sa must be ≥ 0 , or the subroutine will divide by zero.
<i>sx</i>	REAL for <code>srscl</code> DOUBLE PRECISION for <code>drscl</code> COMPLEX for <code>csrscl</code> COMPLEX*16 for <code>zdrscl</code> . Array, DIMENSION $(1+(n-1)* incx)$. The n -element vector x .
<i>incx</i>	INTEGER. The increment between successive values of the vector sx . If $incx > 0$, $sx(1)=x(1)$, and $sx(1+(i-1)*incx)=x(i)$, $1 < i \leq n$.

Output Parameters

<i>sx</i>	On exit, the result x/a .
-----------	-----------------------------

?sygs2/?hegs2

Reduces a symmetric/Hermitian definite generalized eigenproblem to standard form, using the factorization results obtained from ?potrf (unblocked algorithm).

Syntax

```
call ssygs2( itype, uplo, n, a, lda, b, ldb, info )
call dsygs2( itype, uplo, n, a, lda, b, ldb, info )
call chs2( itype, uplo, n, a, lda, b, ldb, info )
call zhegs2( itype, uplo, n, a, lda, b, ldb, info )
```

Description

This routine is declared in `mkl_lapack.fi` for FORTRAN 77 interface and in `mkl_lapack.h` for C interface.

The routine ?sygs2/?hegs2 reduces a real symmetric-definite or a complex Hermitian-definite generalized eigenproblem to standard form.

If $itype = 1$, the problem is

$$A*x = \lambda*B*x$$

and A is overwritten by $inv(U')*A*inv(U)$, or $inv(L)*A*inv(L')$.

If $itype = 2$ or 3 , the problem is

$$A*B*x = \lambda*x, \text{ or } B*A*x = \lambda*x,$$

and A is overwritten by $U*A*U'$ or $L'*A*L$. Here $U'(L')$ is the transpose (conjugate transpose) of $U(L)$.

B must be previously factorized as $U'*U$ or $L*L'$ by ?potrf.

Input Parameters

$itype$ INTEGER.
 = 1: compute $inv(U')*A*inv(U)$, or $inv(L)*A*inv(L')$;
 = 2 or 3: compute $U*A*U'$, or $L'*A*L$.

<i>uplo</i>	<p>CHARACTER*1. Specifies whether the upper or lower triangular part of the symmetric/Hermitian matrix <i>A</i> is stored, and how <i>B</i> has been factorized.</p> <p>= 'U': upper triangular</p> <p>= 'L': lower triangular</p>
<i>n</i>	<p>INTEGER. The order of the matrices <i>A</i> and <i>B</i>. $n \geq 0$.</p>
<i>a</i>	<p>REAL for ssygs2</p> <p>DOUBLE PRECISION for dsygs2</p> <p>COMPLEX for chegs2</p> <p>COMPLEX*16 for zhegs2.</p> <p>Array, DIMENSION (<i>lda</i>, <i>n</i>).</p> <p>On entry, the symmetric/Hermitian matrix <i>A</i>.</p> <p>If <i>uplo</i> = 'U', the leading <i>n</i>-by-<i>n</i> upper triangular part of <i>a</i> contains the upper triangular part of the matrix <i>A</i>, and the strictly lower triangular part of <i>a</i> is not referenced.</p> <p>If <i>uplo</i> = 'L', the leading <i>n</i>-by-<i>n</i> lower triangular part of <i>a</i> contains the lower triangular part of the matrix <i>A</i>, and the strictly upper triangular part of <i>a</i> is not referenced.</p>
<i>lda</i>	<p>INTEGER.</p> <p>The leading dimension of the array <i>a</i>. $lda \geq \max(1, n)$.</p>
<i>b</i>	<p>REAL for ssygs2</p> <p>DOUBLE PRECISION for dsygs2</p> <p>COMPLEX for chegs2</p> <p>COMPLEX*16 for zhegs2.</p> <p>Array, DIMENSION (<i>ldb</i>, <i>n</i>).</p> <p>The triangular factor from the Cholesky factorization of <i>B</i> as returned by ?potrf.</p>
<i>ldb</i>	<p>INTEGER. The leading dimension of the array <i>b</i>. $ldb \geq \max(1, n)$.</p>

Output Parameters

<i>a</i>	<p>On exit, If <i>info</i> = 0, the transformed matrix, stored in the same format as <i>A</i>.</p>
<i>info</i>	<p>INTEGER.</p> <p>= 0: successful exit.</p>

< 0: if *info* = -*i*, the *i*-th argument had an illegal value.

?sytd2/?hetd2

Reduces a symmetric/Hermitian matrix to real symmetric tridiagonal form by an orthogonal/unitary similarity transformation(unblocked algorithm).

Syntax

```
call ssytd2( uplo, n, a, lda, d, e, tau, info )
call dsytd2( uplo, n, a, lda, d, e, tau, info )
call chetd2( uplo, n, a, lda, d, e, tau, info )
call zhetd2( uplo, n, a, lda, d, e, tau, info )
```

Description

This routine is declared in `mkl_lapack.fi` for FORTRAN 77 interface and in `mkl_lapack.h` for C interface.

The routine `?sytd2/?hetd2` reduces a real symmetric/complex Hermitian matrix *A* to real symmetric tridiagonal form *T* by an orthogonal/unitary similarity transformation: $Q^T A Q = T$ ($Q^H A Q = T$).

Input Parameters

<i>uplo</i>	CHARACTER*1. Specifies whether the upper or lower triangular part of the symmetric/Hermitian matrix <i>A</i> is stored: = 'U': upper triangular = 'L': lower triangular
<i>n</i>	INTEGER. The order of the matrix <i>A</i> . $n \geq 0$.
<i>a</i>	REAL for <code>ssytd2</code> DOUBLE PRECISION for <code>dsytd2</code> COMPLEX for <code>chetd2</code> COMPLEX*16 for <code>zhetd2</code> . Array, DIMENSION (<i>lda</i> , <i>n</i>). On entry, the symmetric/Hermitian matrix <i>A</i> .

If $uplo = 'U'$, the leading n -by- n upper triangular part of a contains the upper triangular part of the matrix A , and the strictly lower triangular part of a is not referenced.
 If $uplo = 'L'$, the leading n -by- n lower triangular part of a contains the lower triangular part of the matrix A , and the strictly upper triangular part of a is not referenced.

lda

INTEGER. The leading dimension of the array a . $lda \geq \max(1, n)$.

Output Parameters

a

On exit, if $uplo = 'U'$, the diagonal and first superdiagonal of a are overwritten by the corresponding elements of the tridiagonal matrix T , and the elements above the first superdiagonal, with the array tau , represent the orthogonal/unitary matrix Q as a product of elementary reflectors;

if $uplo = 'L'$, the diagonal and first subdiagonal of a are overwritten by the corresponding elements of the tridiagonal matrix T , and the elements below the first subdiagonal, with the array tau , represent the orthogonal/unitary matrix Q as a product of elementary reflectors.

d

REAL for ssytd2/chetd2
 DOUBLE PRECISION for dsytd2/zhetd2.
 Array, DIMENSION (n).
 The diagonal elements of the tridiagonal matrix T :
 $d(i) = a(i, i)$.

e

REAL for ssytd2/chetd2
 DOUBLE PRECISION for dsytd2/zhetd2.
 Array, DIMENSION ($n-1$).
 The off-diagonal elements of the tridiagonal matrix T :
 $e(i) = a(i, i+1)$ if $uplo = 'U'$,
 $e(i) = a(i+1, i)$ if $uplo = 'L'$.

tau

REAL for ssytd2
 DOUBLE PRECISION for dsytd2
 COMPLEX for chetd2
 COMPLEX*16 for zhetd2.

Array, DIMENSION (n).

The first $n-1$ elements contain scalar factors of the elementary reflectors. $\tau(n)$ is used as workspace.

info

INTEGER.

= 0: successful exit

< 0: if $info = -i$, the i -th argument had an illegal value.

?sytf2

Computes the factorization of a real/complex symmetric indefinite matrix, using the diagonal pivoting method (unblocked algorithm).

Syntax

```
call ssytf2( uplo, n, a, lda, ipiv, info )
```

```
call dsytf2( uplo, n, a, lda, ipiv, info )
```

```
call csytf2( uplo, n, a, lda, ipiv, info )
```

```
call zsytf2( uplo, n, a, lda, ipiv, info )
```

Description

This routine is declared in `mkl_lapack.fi` for FORTRAN 77 interface and in `mkl_lapack.h` for C interface.

The routine `?sytf2` computes the factorization of a real/complex symmetric matrix A using the Bunch-Kaufman diagonal pivoting method:

$$A = U^* D^* U^T (A = U^* D^* U^H), \text{ or } A = L^* D^* L^T (A = L^* D^* L^H),$$

where U (or L) is a product of permutation and unit upper (lower) triangular matrices, and D is symmetric and block diagonal with 1-by-1 and 2-by-2 diagonal blocks.

This is the unblocked version of the algorithm, calling [BLAS Level 2 Routines](#).

Input Parameters

uplo

CHARACTER*1.

Specifies whether the upper or lower triangular part of the symmetric matrix A is stored

= 'U': upper triangular

= 'L': lower triangular

n INTEGER. The order of the matrix *A*. $n \geq 0$.

a REAL for ssytf2
DOUBLE PRECISION for dsytf2
COMPLEX for csytf2
COMPLEX*16 for zsytf2.
Array, DIMENSION (*lda*, *n*).
On entry, the symmetric matrix *A*.
If *uplo* = 'U', the leading *n*-by-*n* upper triangular part of *a* contains the upper triangular part of the matrix *A*, and the strictly lower triangular part of *a* is not referenced.
If *uplo* = 'L', the leading *n*-by-*n* lower triangular part of *a* contains the lower triangular part of the matrix *A*, and the strictly upper triangular part of *a* is not referenced.

lda INTEGER.
The leading dimension of the array *a*. $lda \geq \max(1, n)$.

Output Parameters

a On exit, the block diagonal matrix *D* and the multipliers used to obtain the factor *U* or *L*.

ipiv INTEGER.
Array, DIMENSION (*n*).
Details of the interchanges and the block structure of *D*
If *ipiv*(*k*) > 0, then rows and columns *k* and *ipiv*(*k*) are interchanged and *D*(*k*,*k*) is a 1-by-1 diagonal block.
If *uplo* = 'U' and *ipiv*(*k*) = *ipiv*(*k*-1) < 0, then rows and columns *k*-1 and -*ipiv*(*k*) are interchanged and *D*(*k*,*k*) is a 2-by-2 diagonal block.
If *uplo* = 'L' and *ipiv*(*k*) = *ipiv*(*k*+1)< 0, then rows and columns *k*+1 and -*ipiv*(*k*) were interchanged and *D*(*k*:*k*+1,*k*:*k*+1) is a 2-by-2 diagonal block.

info INTEGER.
= 0: successful exit
< 0: if *info* = -*k*, the *k*-th argument has an illegal value

> 0: if $info = k$, $D(k,k)$ is exactly zero. The factorization are completed, but the block diagonal matrix D is exactly singular, and division by zero will occur if it is used to solve a system of equations.

zhetf2

Computes the factorization of a complex Hermitian matrix, using the diagonal pivoting method (unblocked algorithm).

Syntax

```
call chetf2( uplo, n, a, lda, ipiv, info )
call zhetf2( uplo, n, a, lda, ipiv, info )
```

Description

This routine is declared in `mkl_lapack.fi` for FORTRAN 77 interface and in `mkl_lapack.h` for C interface.

The routine computes the factorization of a complex Hermitian matrix A using the Bunch-Kaufman diagonal pivoting method:

$$A = U^* D^* U' \text{ or } A = L^* D^* L'$$

where U (or L) is a product of permutation and unit upper (lower) triangular matrices, U' is the conjugate transpose of U , and D is Hermitian and block diagonal with 1-by-1 and 2-by-2 diagonal blocks.

This is the unblocked version of the algorithm, calling [BLAS Level 2 Routines](#).

Input Parameters

<code>uplo</code>	CHARACTER*1. Specifies whether the upper or lower triangular part of the Hermitian matrix A is stored: = 'U': Upper triangular = 'L': Lower triangular
<code>n</code>	INTEGER. The order of the matrix A . $n \geq 0$.
<code>A</code>	COMPLEX for <code>chetf2</code> COMPLEX*16 for <code>zhetf2</code> .

Array, DIMENSION (lda, n).

On entry, the Hermitian matrix A .

If $uplo = 'U'$, the leading n -by- n upper triangular part of A contains the upper triangular part of the matrix A , and the strictly lower triangular part of A is not referenced.

If $uplo = 'L'$, the leading n -by- n lower triangular part of A contains the lower triangular part of the matrix A , and the strictly upper triangular part of A is not referenced.

lda INTEGER. The leading dimension of the array a . $lda \geq \max(1, n)$.

Output Parameters

a On exit, the block diagonal matrix D and the multipliers used to obtain the factor U or L .

$ipiv$ INTEGER. Array, DIMENSION (n).
 Details of the interchanges and the block structure of D
 If $ipiv(k) > 0$, then rows and columns k and $ipiv(k)$ were interchanged and $D(k, k)$ is a 1-by-1 diagonal block.
 If $uplo = 'U'$ and $ipiv(k) = ipiv(k-1) < 0$, then rows and columns $k-1$ and $-ipiv(k)$ were interchanged and $D(k-1:k, k-1:k)$ is a 2-by-2 diagonal block.
 If $uplo = 'L'$ and $ipiv(k) = ipiv(k+1) < 0$, then rows and columns $k+1$ and $-ipiv(k)$ were interchanged and $D(k:k+1, k:k+1)$ is a 2-by-2 diagonal block.

$info$ INTEGER.
 = 0: successful exit
 < 0: if $info = -k$, the k -th argument had an illegal value
 > 0: if $info = k$, $D(k, k)$ is exactly zero. The factorization has been completed, but the block diagonal matrix D is exactly singular, and division by zero will occur if it is used to solve a system of equations.

?tgex2

Swaps adjacent diagonal blocks in an upper (quasi) triangular matrix pair by an orthogonal/unitary equivalence transformation.

Syntax

```
call stgex2( wantq, wantz, n, a, lda, b, ldb, q, ldq, z, ldz, j1, n1, n2,
work, lwork, info )

call dtgex2( wantq, wantz, n, a, lda, b, ldb, q, ldq, z, ldz, j1, n1, n2,
work, lwork, info )

call ctgex2( wantq, wantz, n, a, lda, b, ldb, q, ldq, z, ldz, j1, info )
call ztgex2( wantq, wantz, n, a, lda, b, ldb, q, ldq, z, ldz, j1, info )
```

Description

This routine is declared in `mkl_lapack.fi` for FORTRAN 77 interface and in `mkl_lapack.h` for C interface.

The real routines `stgex2/dtgex2` swap adjacent diagonal blocks (A_{11} , B_{11}) and (A_{22} , B_{22}) of size 1-by-1 or 2-by-2 in an upper (quasi) triangular matrix pair (A , B) by an orthogonal equivalence transformation. (A , B) must be in generalized real Schur canonical form (as returned by `srges/drges`), that is, A is block upper triangular with 1-by-1 and 2-by-2 diagonal blocks. B is upper triangular.

The complex routines `ctgex2/ztgex2` swap adjacent diagonal 1-by-1 blocks (A_{11} , B_{11}) and (A_{22} , B_{22}) in an upper triangular matrix pair (A , B) by an unitary equivalence transformation.

(A , B) must be in generalized Schur canonical form, that is, A and B are both upper triangular.

All routines optionally update the matrices Q and Z of generalized Schur vectors:

$$Q(\text{in}) * A(\text{in}) * Z(\text{in})' = Q(\text{out}) * A(\text{out}) * Z(\text{out})'$$

$Q(\text{in}) * B(\text{in}) * Z(\text{in})' = Q(\text{out}) * B(\text{out}) * Z(\text{out})'$, where Z' is the transpose (conjugate transpose) of Z .

Input Parameters

`wantq` LOGICAL.
If `wantq = .TRUE.` : update the left transformation matrix Q ;

If *wantq* = .FALSE. : do not update *Q*.
wantz LOGICAL.
If *wantz* = .TRUE. : update the right transformation matrix *Z*;
If *wantz* = .FALSE. : do not update *Z*.

n INTEGER. The order of the matrices *A* and *B*. $n \geq 0$.
a, b REAL for stgex2 DOUBLE PRECISION for dtgex2
 COMPLEX for ctgex2
 COMPLEX*16 for ztgex2.
 Arrays, DIMENSION (*lda*, *n*) and (*ldb*, *n*), respectively.
 On entry, the matrices *A* and *B* in the pair (*A*, *B*).

lda INTEGER. The leading dimension of the array *a*. $lda \geq \max(1, n)$.

ldb INTEGER. The leading dimension of the array *b*. $ldb \geq \max(1, n)$.

q, z REAL for stgex2 DOUBLE PRECISION for dtgex2
 COMPLEX for ctgex2
 COMPLEX*16 for ztgex2.
 Arrays, DIMENSION (*ldq*, *n*) and (*ldz*, *n*), respectively.
 On entry, if *wantq* = .TRUE., *q* contains the
 orthogonal/unitary matrix *Q*, and if *wantz* = .TRUE., *z*
 contains the orthogonal/unitary matrix *Z*.

ldq INTEGER. The leading dimension of the array *q*. $ldq \geq 1$.
If *wantq* = .TRUE., $ldq \geq n$.

ldz INTEGER. The leading dimension of the array *z*. $ldz \geq 1$.
If *wantz* = .TRUE., $ldz \geq n$.

j1 INTEGER.
 The index to the first block (*A11*, *B11*). $1 \leq j1 \leq n$.

n1 INTEGER. Used with real flavors only. The order of the first
 block (*A11*, *B11*). $n1 = 0, 1$ or 2 .

n2 INTEGER. Used with real flavors only. The order of the
 second block (*A22*, *B22*). $n2 = 0, 1$ or 2 .

<i>work</i>	REAL for stgex2 DOUBLE PRECISION for dtgex2. Workspace array, DIMENSION (max(1, <i>lwork</i>)). Used with real flavors only.
<i>lwork</i>	INTEGER. The dimension of the array <i>work</i> . $lwork \geq \max(n * (n2 + n1), 2 * (n2 + n1)^2)$

Output Parameters

<i>a</i>	On exit, the updated matrix <i>A</i> .
<i>B</i>	On exit, the updated matrix <i>B</i> .
<i>Q</i>	On exit, the updated matrix <i>Q</i> . Not referenced if <i>wantq</i> = .FALSE..
<i>z</i>	On exit, the updated matrix <i>Z</i> . Not referenced if <i>wantz</i> = .FALSE..
<i>info</i>	INTEGER. =0: Successful exit For stgex2/dtgex2: If <i>info</i> = 1, the transformed matrix (<i>A</i> , <i>B</i>) would be too far from generalized Schur form; the blocks are not swapped and (<i>A</i> , <i>B</i>) and (<i>Q</i> , <i>Z</i>) are unchanged. The problem of swapping is too ill-conditioned. If <i>info</i> = -16: <i>lwork</i> is too small. Appropriate value for <i>lwork</i> is returned in <i>work</i> (1). For ctgex2/ztgex2: If <i>info</i> = 1, the transformed matrix pair (<i>A</i> , <i>B</i>) would be too far from generalized Schur form; the problem is ill-conditioned.

?tgsy2

Solves the generalized Sylvester equation (unblocked algorithm).

Syntax

```
call stgsy2( trans, ijob, m, n, a, lda, b, ldb, c, ldc, d, ldd, e, lde, f,
            ldf, scale, rdsum, rdscal, iwork, pq, info )

call dtgsy2( trans, ijob, m, n, a, lda, b, ldb, c, ldc, d, ldd, e, lde, f,
            ldf, scale, rdsum, rdscal, iwork, pq, info )
```

```
call ctgsy2( trans, ijob, m, n, a, lda, b, ldb, c, ldc, d, ldd, e, lde, f,
ldf, scale, rdsum, rdscal, iwork, pq, info )

call ztgsy2( trans, ijob, m, n, a, lda, b, ldb, c, ldc, d, ldd, e, lde, f,
ldf, scale, rdsum, rdscal, iwork, pq, info )
```

Description

This routine is declared in `mk1_lapack.fi` for FORTRAN 77 interface and in `mk1_lapack.h` for C interface.

The routine `?tgsy2` solves the generalized Sylvester equation:

$$A^*R - L^*B = \text{scale}^*C \quad (1)$$

$$D^*R - L^*E = \text{scale}^*F$$

using Level 1 and 2 BLAS, where R and L are unknown m -by- n matrices, (A, D) , (B, E) and (C, F) are given matrix pairs of size m -by- m , n -by- n and m -by- n , respectively. For `stgsy2/dtgsy2`, pairs (A, D) and (B, E) must be in generalized Schur canonical form, that is, A, B are upper quasi triangular and D, E are upper triangular. For `ctgsy2/ztgsy2`, matrices A, B, D and E are upper triangular (that is, (A, D) and (B, E) in generalized Schur form).

The solution (R, L) overwrites (C, F) .

$0 \leq \text{scale} \leq 1$ is an output scaling factor chosen to avoid overflow.

In matrix notation, solving equation (1) corresponds to solve

$$Z^*X = \text{scale}^*b$$

where Z is defined as

$$Z = \begin{bmatrix} \text{kron}(I_n, A) & -\text{kron}(B', I_m) \\ \text{kron}(I_n, D) & -\text{kron}(E', I_m) \end{bmatrix} \quad (2)$$

Here I_k is the identity matrix of size k and X' is the transpose (conjugate transpose) of X . $\text{kron}(X, Y)$ denotes the Kronecker product between the matrices X and Y .

If `trans = 'T'`, solve the transposed (conjugate transposed) system

$$Z'^*y = \text{scale}^*b$$

for y , which is equivalent to solve for R and L in

$$A^*R + D^*L = \text{scale} * C \quad (3)$$

$$R^*B' + L^*E' = \text{scale} * (-F)$$

This case is used to compute an estimate of $\text{Dif}[(A, D), (B, E)] = \sigma_{\min}(Z)$ using reverse communication with [?lacon](#).

`?tgssy2` also (for $ijob \geq 1$) contributes to the computation in `?tgssyl` of an upper bound on the separation between two matrix pairs. Then the input (A, D) , (B, E) are sub-pencils of the matrix pair (two matrix pairs) in `?tgssyl`. See [?tgssyl](#) for details.

Input Parameters

<i>trans</i>	<p>CHARACTER*1.</p> <p>If <i>trans</i> = 'N', solve the generalized Sylvester equation (1);</p> <p>If <i>trans</i> = 'T': solve the 'transposed' system (3).</p>
<i>ijob</i>	<p>INTEGER. Specifies what kind of functionality is to be performed.</p> <p>If <i>ijob</i> = 0: solve (1) only.</p> <p>If <i>ijob</i> = 1: a contribution from this subsystem to a Frobenius norm-based estimate of the separation between two matrix pairs is computed (look ahead strategy is used);</p> <p>If <i>ijob</i> = 2: a contribution from this subsystem to a Frobenius norm-based estimate of the separation between two matrix pairs is computed (<code>?gecon</code> on sub-systems is used).</p> <p>Not referenced if <i>trans</i> = 'T'.</p>
<i>m</i>	<p>INTEGER. On entry, <i>m</i> specifies the order of A and D, and the row dimension of C, F, R and L.</p>
<i>n</i>	<p>INTEGER. On entry, <i>n</i> specifies the order of B and E, and the column dimension of C, F, R and L.</p>
<i>a, b</i>	<p>REAL for <code>stgssy2</code></p> <p>DOUBLE PRECISION for <code>dtgssy2</code></p> <p>COMPLEX for <code>ctgssy2</code></p> <p>COMPLEX*16 for <code>ztgssy2</code>.</p>

Arrays, DIMENSION (lda, m) and (ldb, n), respectively. On entry, a contains an upper (quasi) triangular matrix A , and b contains an upper (quasi) triangular matrix B .

lda INTEGER. The leading dimension of the array a . $lda \geq \max(1, m)$.

ldb INTEGER.
The leading dimension of the array b . $ldb \geq \max(1, n)$.

c, f REAL for stgsy2
DOUBLE PRECISION for dtgsy2
COMPLEX for ctgsy2
COMPLEX*16 for ztgsy2.
Arrays, DIMENSION (ldc, n) and (ldf, n), respectively. On entry, c contains the right-hand-side of the first matrix equation in (1), and f contains the right-hand-side of the second matrix equation in (1).

ldc INTEGER. The leading dimension of the array c . $ldc \geq \max(1, m)$.

d, e REAL for stgsy2
DOUBLE PRECISION for dtgsy2
COMPLEX for ctgsy2
COMPLEX*16 for ztgsy2.
Arrays, DIMENSION (ldd, m) and (lde, n), respectively. On entry, d contains an upper triangular matrix D , and e contains an upper triangular matrix E .

ldd INTEGER. The leading dimension of the array d . $ldd \geq \max(1, m)$.

lde INTEGER. The leading dimension of the array e . $lde \geq \max(1, n)$.

ldf INTEGER. The leading dimension of the array f . $ldf \geq \max(1, m)$.

$rdsum$ REAL for stgsy2/ctgsy2
DOUBLE PRECISION for dtgsy2/ztgsy2.

On entry, the sum of squares of computed contributions to the Dif-estimate under computation by ?tg_{sy}L, where the scaling factor *rdscal* has been factored out.

rdscal

REAL for stg_{sy}2/ctg_{sy}2
DOUBLE PRECISION for dtg_{sy}2/ztg_{sy}2.

On entry, scaling factor used to prevent overflow in *rdsum*.

iwork

INTEGER. Used with real flavors only.
Workspace array, DIMENSION (*m*+*n*+2).

Output Parameters

c

On exit, if *ijob* = 0, *c* is overwritten by the solution *R*.

f

On exit, if *ijob* = 0, *f* is overwritten by the solution *L*.

scale

REAL for stg_{sy}2/ctg_{sy}2
DOUBLE PRECISION for dtg_{sy}2/ztg_{sy}2.

On exit, $0 \leq \textit{scale} \leq 1$. If $0 < \textit{scale} < 1$, the solutions *R* and *L* (*C* and *F* on entry) hold the solutions to a slightly perturbed system, but the input matrices *A*, *B*, *D* and *E* are not changed. If *scale* = 0, *R* and *L* hold the solutions to the homogeneous system with *C* = *F* = 0. Normally *scale* = 1.

rdsum

On exit, the corresponding sum of squares updated with the contributions from the current sub-system.
If *trans* = 'T', *rdsum* is not touched.
Note that *rdsum* only makes sense when ?tg_{sy}2 is called by ?tg_{sy}L.

rdscal

On exit, *rdscal* is updated with respect to the current contributions in *rdsum*.
If *trans* = 'T', *rdscal* is not touched.
Note that *rdscal* only makes sense when ?tg_{sy}2 is called by ?tg_{sy}L.

pq

INTEGER. Used with real flavors only.
On exit, the number of subsystems (of size 2-by-2, 4-by-4 and 8-by-8) solved by the routine stg_{sy}2/dtg_{sy}2.

info

INTEGER. On exit, if *info* is set to
= 0: Successful exit

< 0: If $info = -i$, the i -th argument has an illegal value.
 > 0: The matrix pairs (A, D) and (B, E) have common or very close eigenvalues.

?trti2

Computes the inverse of a triangular matrix (unblocked algorithm).

Syntax

```
call strti2( uplo, diag, n, a, lda, info )
call dtrti2( uplo, diag, n, a, lda, info )
call ctrti2( uplo, diag, n, a, lda, info )
call ztrti2( uplo, diag, n, a, lda, info )
```

Description

This routine is declared in `mk1_lapack.fi` for FORTRAN 77 interface and in `mk1_lapack.h` for C interface.

The routine `?trti2` computes the inverse of a real/complex upper or lower triangular matrix.

This is the *Level 2 BLAS* version of the algorithm.

Input Parameters

<i>uplo</i>	CHARACTER*1. Specifies whether the matrix <i>A</i> is upper or lower triangular. = 'U': upper triangular = 'L': lower triangular
<i>diag</i>	CHARACTER*1. Specifies whether or not the matrix <i>A</i> is unit triangular. = 'N': non-unit triangular = 'U': unit triangular
<i>n</i>	INTEGER. The order of the matrix <i>A</i> . $n \geq 0$.
<i>a</i>	REAL for <code>strti2</code> DOUBLE PRECISION for <code>dtrti2</code> COMPLEX for <code>ctrti2</code>

COMPLEX*16 for ztrti2.

Array, DIMENSION (*lda*, *n*).

On entry, the triangular matrix *A*.

If *uplo* = 'U', the leading *n*-by-*n* upper triangular part of the array *a* contains the upper triangular matrix, and the strictly lower triangular part of *a* is not referenced.

If *uplo* = 'L', the leading *n*-by-*n* lower triangular part of the array *a* contains the lower triangular matrix, and the strictly upper triangular part of *a* is not referenced.

If *diag* = 'U', the diagonal elements of *a* are also not referenced and are assumed to be 1.

lda

INTEGER. The leading dimension of the array *a*. *lda* ≥ max(1, *n*).

Output Parameters

a

On exit, the (triangular) inverse of the original matrix, in the same storage format.

info

INTEGER.

= 0: successful exit

< 0: if *info* = -*k*, the *k*-th argument had an illegal value

clag2z

Converts a complex single precision matrix to a complex double precision matrix.

Syntax

```
call clag2z( m, n, sa, ldsa, a, lda, info )
```

Description

This routine is declared in `mk1_lapack.fi` for FORTRAN 77 interface and in `mk1_lapack.h` for C interface.

The routine converts a complex single precision matrix *SA* to a complex double precision matrix *A*.

Note that while it is possible to overflow while converting from double to single, it is not possible to overflow when converting from single to double.

This is an auxiliary routine so there is no argument checking.

Input Parameters

<i>m</i>	INTEGER. The number of lines of the matrix <i>A</i> ($m \geq 0$).
<i>n</i>	INTEGER. The number of columns in the matrix <i>A</i> ($n \geq 0$).
<i>lds</i>	INTEGER. The leading dimension of the array <i>sa</i> ; $lds \geq \max(1, m)$.
<i>a</i>	DOUBLE PRECISION array, DIMENSION (<i>lda</i> , <i>n</i>). On entry, contains the <i>m</i> -by- <i>n</i> coefficient matrix <i>A</i> .
<i>lda</i>	INTEGER. The leading dimension of the array <i>a</i> ; $lda \geq \max(1, m)$.

Output Parameters

<i>sa</i>	REAL array, DIMENSION (<i>lds</i> , <i>n</i>). On exit, contains the <i>m</i> -by- <i>n</i> coefficient matrix <i>SA</i> .
<i>info</i>	INTEGER. If <i>info</i> = 0, the execution is successful.

dlag2s

Converts a double precision matrix to a single precision matrix.

Syntax

```
call dlag2s( m, n, a, lda, sa, lds, info )
```

Description

This routine is declared in `mk1_lapack.fi` for FORTRAN 77 interface and in `mk1_lapack.h` for C interface.

The routine converts a double precision matrix *SA* to a single precision matrix *A*.

RMAX is the overflow for the single precision arithmetic. `dlag2s` checks that all the entries of *A* are between $-RMAX$ and *RMAX*. If not, the conversion is aborted and a flag is raised.

This is an auxiliary routine so there is no argument checking.

Input Parameters

<i>m</i>	INTEGER. The number of lines of the matrix <i>A</i> ($m \geq 0$).
<i>n</i>	INTEGER. The number of columns in the matrix <i>A</i> ($n \geq 0$).
<i>a</i>	DOUBLE PRECISION array, DIMENSION (<i>lda</i> , <i>n</i>). On entry, contains the <i>m</i> -by- <i>n</i> coefficient matrix <i>A</i> .
<i>lda</i>	INTEGER. The leading dimension of the array <i>a</i> ; $lda \geq \max(1, m)$.
<i>ldsa</i>	INTEGER. The leading dimension of the array <i>sa</i> ; $ldsa \geq \max(1, m)$.

Output Parameters

<i>sa</i>	REAL array, DIMENSION (<i>ldsa</i> , <i>n</i>). On exit, if <i>info</i> = 0, contains the <i>m</i> -by- <i>n</i> coefficient matrix <i>SA</i> ; if <i>info</i> > 0, the content of <i>sa</i> is unspecified.
<i>info</i>	INTEGER. If <i>info</i> = 0, the execution is successful. If <i>info</i> = 1, an entry of the matrix <i>A</i> is greater than the single precision overflow threshold; in this case, the content of <i>sa</i> on exit is unspecified.

slag2d

Converts a single precision matrix to a double precision matrix.

Syntax

```
call slag2d( m, n, sa, ldsa, a, lda, info )
```

Description

This routine is declared in `mkl_lapack.fi` for FORTRAN 77 interface and in `mkl_lapack.h` for C interface.

The routine converts a single precision matrix *SA* to a double precision matrix *A*.

Note that while it is possible to overflow while converting from double to single, it is not possible to overflow when converting from single to double.

This is an auxiliary routine so there is no argument checking.

Input Parameters

<i>m</i>	INTEGER. The number of lines of the matrix <i>A</i> ($m \geq 0$).
<i>n</i>	INTEGER. The number of columns in the matrix <i>A</i> ($n \geq 0$).
<i>sa</i>	REAL array, DIMENSION (<i>ldsa</i> , <i>n</i>). On entry, contains the <i>m</i> -by- <i>n</i> coefficient matrix <i>SA</i> .
<i>ldsa</i>	INTEGER. The leading dimension of the array <i>sa</i> ; $ldsa \geq \max(1, m)$.
<i>lda</i>	INTEGER. The leading dimension of the array <i>a</i> ; $lda \geq \max(1, m)$.

Output Parameters

<i>a</i>	DOUBLE PRECISION array, DIMENSION (<i>lda</i> , <i>n</i>). On exit, contains the <i>m</i> -by- <i>n</i> coefficient matrix <i>A</i> .
<i>info</i>	INTEGER. If <i>info</i> = 0, the execution is successful.

zlag2c

Converts a complex double precision matrix to a complex single precision matrix.

Syntax

```
call zlag2c( m, n, a, lda, sa, ldsa, info )
```

Description

This routine is declared in `mk1_lapack.fi` for FORTRAN 77 interface and in `mk1_lapack.h` for C interface.

The routine converts a double precision complex matrix *SA* to a single precision complex matrix *A*.

RMAX is the overflow for the single precision arithmetic. `zlag2c` checks that all the entries of *A* are between $-RMAX$ and *RMAX*. If not, the conversion is aborted and a flag is raised.

This is an auxiliary routine so there is no argument checking.

Input Parameters

<i>m</i>	INTEGER. The number of lines of the matrix <i>A</i> ($m \geq 0$).
<i>n</i>	INTEGER. The number of columns in the matrix <i>A</i> ($n \geq 0$).
<i>a</i>	DOUBLE COMPLEX array, DIMENSION (<i>lda</i> , <i>n</i>). On entry, contains the <i>m</i> -by- <i>n</i> coefficient matrix <i>A</i> .
<i>lda</i>	INTEGER. The leading dimension of the array <i>a</i> ; $lda \geq \max(1, m)$.
<i>ldsa</i>	INTEGER. The leading dimension of the array <i>sa</i> ; $ldsa \geq \max(1, m)$.

Output Parameters

<i>sa</i>	COMPLEX array, DIMENSION (<i>ldsa</i> , <i>n</i>). On exit, if <i>info</i> = 0, contains the <i>m</i> -by- <i>n</i> coefficient matrix <i>SA</i> ; if <i>info</i> > 0, the content of <i>sa</i> is unspecified.
<i>info</i>	INTEGER. If <i>info</i> = 0, the execution is successful. If <i>info</i> = 1, an entry of the matrix <i>A</i> is greater than the single precision overflow threshold; in this case, the content of <i>sa</i> on exit is unspecified.

?larfp

Generates a real or complex elementary reflector.

Syntax

FORTRAN 77:

```
call slarfp(n, alpha, x, incx, tau)
call dlarfp(n, alpha, x, incx, tau)
call clarfp(n, alpha, x, incx, tau)
call zlarfp(n, alpha, x, incx, tau)
```

Description

This routine is declared in `mk1_lapack.fi` for FORTRAN 77 interface and in `mk1_lapack.h` for C interface.

The `?larfp` routines generate a real or complex elementary reflector H of order n , such that

$$H \begin{pmatrix} \alpha \\ x \end{pmatrix} = \begin{pmatrix} \beta \\ 0 \end{pmatrix},$$

and $H^*H = I$ for real flavors, $\text{conjg}(H)^*H = I$ for complex flavors.

Here

α and β are scalars, β is real and non-negative,

x is $(n-1)$ -element vector.

H is represented in the form

$$H = I - \tau \begin{pmatrix} 1 \\ v \end{pmatrix} \begin{pmatrix} 1 & v' \end{pmatrix},$$

where τ is scalar, and v is $(n-1)$ -element vector.

For real flavors if the elements of x are all zero, then $\tau = 0$ and H is taken to be the unit matrix. Otherwise $1 \leq \tau \leq 2$.

For complex flavors if the elements of x are all zero and α is real, then $\tau = 0$ and H is taken to be the unit matrix. Otherwise $1 \leq \text{real}(\tau) \leq 2$, and $\text{abs}(\tau-1) \leq 1$.

Input Parameters

n	INTEGER. Specifies the order of the elementary reflector.
α	REAL for <code>slarfp</code> DOUBLE PRECISION for <code>dlarfp</code> COMPLEX for <code>clarfp</code> DOUBLE COMPLEX for <code>zlarfp</code> Specifies the scalar α .
x	REAL for <code>slarfp</code> DOUBLE PRECISION for <code>dlarfp</code> COMPLEX for <code>clarfp</code> DOUBLE COMPLEX for <code>zlarfp</code> Array, DIMENSION at least $(1 + (n - 1) * \text{abs}(\text{incx}))$. It contains the vector x .

incx INTEGER. Specifies the increment for the elements of *x*.
The value of *incx* must not be zero.

Output Parameters

alpha Overwritten by the value *beta*.
y Overwritten by the vector *v*.
tau REAL for slarfp
 DOUBLE PRECISION for dlarfp
 COMPLEX for clarfp
 DOUBLE COMPLEX for zlarfp
 Contains the scalar *tau*.

ila?lc

Scans a matrix for its last non-zero column.

Syntax

FORTRAN 77:

```
value = ilaslc(m, n, a, lda)
value = iladlc(m, n, a, lda)
value = ilaclc(m, n, a, lda)
value = ilazlc(m, n, a, lda)
```

Description

This routine is declared in `mkl_lapack.fi` for FORTRAN 77 interface and in `mkl_lapack.h` for C interface.

The `ila?lc` routines scan a matrix *A* for its last non-zero column.

Input Parameters

m INTEGER. Specifies number of rows in the matrix *A*.
n INTEGER. Specifies number of columns in the matrix *A*.
a REAL for `ilaslc`
 DOUBLE PRECISION for `iladlc`

COMPLEX for `ilac1c`
 DOUBLE COMPLEX for `ilaz1c`
 Array, DIMENSION (`lda`, *). The second dimension of *a* must be at least `max(1, n)`.
 Before entry the leading *n*-by-*n* part of the array *a* must contain the matrix *A*.

lda INTEGER. Specifies the leading dimension of *a* as declared in the calling (sub)program. The value of *lda* must be at least `max(1, m)`.

Output Parameters

value INTEGER
 Number of the last non-zero column.

ila?lr

Scans a matrix for its last non-zero row.

Syntax

FORTRAN 77:

```
value = ilaslr(m, n, a, lda)
value = iladlr(m, n, a, lda)
value = ilaclr(m, n, a, lda)
value = ilazlr(m, n, a, lda)
```

Description

This routine is declared in `mkl_lapack.fi` for FORTRAN 77 interface and in `mkl_lapack.h` for C interface.

The `ila?lr` routines scan a matrix *A* for its last non-zero row.

Input Parameters

m INTEGER. Specifies number of rows in the matrix *A*.
n INTEGER. Specifies number of columns in the matrix *A*.
a REAL for `ilaslr`

DOUBLE PRECISION for iladlr

COMPLEX for ilaclr

DOUBLE COMPLEX for idazlr

Array, DIMENSION (*lda*, *). The second dimension of *a* must be at least $\max(1, n)$.

Before entry the leading *n*-by-*n* part of the array *a* must contain the matrix *A*.

lda

INTEGER. Specifies the leading dimension of *a* as declared in the calling (sub)program. The value of *lda* must be at least $\max(1, m)$.

Output Parameters

value

INTEGER

Number of the last non-zero row.

?gsvj0

Pre-processor for the routine ?gesvj.

Syntax

FORTRAN 77:

```
call sgsvj0(jobv, m, n, a, lda, d, sva, mv, v, ldv, eps, sfmin, tol, nsweep,
work, lwork, info)
```

```
call dgsvj0(jobv, m, n, a, lda, d, sva, mv, v, ldv, eps, sfmin, tol, nsweep,
work, lwork, info)
```

Description

This routine is declared in `mk1_lapack.fi` for FORTRAN 77 interface, and in `mk1_lapack.h` for C interface.

This routine is called from `?gesvj` as a pre-processor and that is its main purpose. It applies Jacobi rotations in the same way as `?gesvj` does, but it does not check convergence (stopping criterion).

The routine `?gsvj0` enables `?gesvj` to use a simplified version of itself to work on a submatrix of the original matrix.

Input Parameters

<i>jobv</i>	<p>CHARACTER*1. Must be 'V', 'A', or 'N'.</p> <p>Specifies whether the output from this routine is used to compute the matrix V.</p> <p>If <i>jobv</i> = 'V', the product of the Jacobi rotations is accumulated by post-multiplying the n-by-n array V.</p> <p>If <i>jobv</i> = 'A', the product of the Jacobi rotations is accumulated by post-multiplying the mv-by-n array V.</p> <p>If <i>jobv</i> = 'N', the Jacobi rotations are not accumulated.</p>
<i>m</i>	INTEGER. The number of rows of the input matrix A ($m \geq 0$).
<i>n</i>	INTEGER. The number of columns of the input matrix B ($m \geq n \geq 0$).
<i>a</i>	<p>REAL for <code>sgsvj0</code></p> <p>DOUBLE PRECISION for <code>dgsvj0</code>.</p> <p>Arrays, DIMENSION (<i>lda</i>, *). Contains the m-by-n matrix A, such that $A \cdot \text{diag}(D)$ represents the input matrix. The second dimension of <i>a</i> must be at least $\max(1, n)$.</p>
<i>lda</i>	INTEGER. The leading dimension of <i>a</i> ; at least $\max(1, m)$.
<i>d</i>	<p>REAL for <code>sgsvj0</code></p> <p>DOUBLE PRECISION for <code>dgsvj0</code>.</p> <p>Arrays, DIMENSION (<i>n</i>). Contains the diagonal matrix D that accumulates the scaling factors from the fast scaled Jacobi rotations. On entry $A \cdot \text{diag}(D)$ represents the input matrix.</p>
<i>sva</i>	<p>REAL for <code>sgsvj0</code></p> <p>DOUBLE PRECISION for <code>dgsvj0</code>.</p> <p>Arrays, DIMENSION (<i>n</i>). Contains the Euclidean norms of the columns of the matrix $A \cdot \text{diag}(D)$.</p>
<i>mv</i>	<p>INTEGER. The first dimension of b; at least $\max(1, p)$.</p> <p>If <i>jobv</i> = 'A', then mv rows of V are post-multiplied by a sequence of Jacobi rotations.</p> <p>If <i>jobv</i> = 'N', then mv is not referenced.</p>
<i>v</i>	<p>REAL for <code>sgsvj0</code></p> <p>DOUBLE PRECISION for <code>dgsvj0</code>.</p> <p>Array, DIMENSION (<i>ldv</i>, *). The second dimension of <i>a</i> must be at least $\max(1, n)$.</p>

	<p>If <i>jobv</i> = 'V', then <i>n</i> rows of <i>v</i> are post-multiplied by a sequence of Jacobi rotations.</p> <p>If <i>jobv</i> = 'A', then <i>mv</i> rows of <i>v</i> are post-multiplied by a sequence of Jacobi rotations.</p> <p>If <i>jobv</i> = 'N', then <i>v</i> is not referenced.</p>
<i>ldv</i>	<p>INTEGER. The leading dimension of the array <i>v</i>; $ldv \geq 1$</p> <p>$ldv \geq n$ if <i>jobv</i> = 'V';</p> <p>$ldv \geq mv$ if <i>jobv</i> = 'A'.</p>
<i>eps</i>	<p>REAL for sgsvj0</p> <p>DOUBLE PRECISION for dgsvj0.</p> <p>The relative machine precision (epsilon) returned by the routine ?lamch.</p>
<i>sfmin</i>	<p>REAL for sgsvj0</p> <p>DOUBLE PRECISION for dgsvj0.</p> <p>Value of safe minimum returned by the routine ?lamch.</p>
<i>tol</i>	<p>REAL for sgsvj0</p> <p>DOUBLE PRECISION for dgsvj0.</p> <p>The threshold for Jacobi rotations. For a pair $A(:,p), A(:,q)$ of pivot columns, the Jacobi rotation is applied only if $\text{abs}(\cos(\text{angle}(A(:,p), A(:,q)))) > \text{tol}$.</p>
<i>nsweep</i>	<p>INTEGER.</p> <p>The number of sweeps of Jacobi rotations to be performed.</p>
<i>work</i>	<p>REAL for sgsvj0</p> <p>DOUBLE PRECISION for dgsvj0.</p> <p>Workspace array, DIMENSION (<i>lwork</i>).</p>
<i>lwork</i>	<p>INTEGER. The size of the array <i>work</i>; at least $\max(1, m)$.</p>

Output Parameters

<i>a</i>	<p>On exit, $A * \text{diag}(D)$ represents the input matrix post-multiplied by a sequence of Jacobi rotations, where the rotation threshold and the total number of sweeps are given in <i>tol</i> and <i>nsweep</i>, respectively</p>
----------	--

<i>d</i>	On exit, $A*\text{diag}(D)$ represents the input matrix post-multiplied by a sequence of Jacobi rotations, where the rotation threshold and the total number of sweeps are given in <i>tol</i> and <i>nsweep</i> , respectively.
<i>sva</i>	On exit, contains the Euclidean norms of the columns of the output matrix $A*\text{diag}(D)$.
<i>v</i>	If <i>jobv</i> = 'V', then <i>n</i> rows of <i>v</i> are post-multiplied by a sequence of Jacobi rotations. If <i>jobv</i> = 'A', then <i>mv</i> rows of <i>v</i> are post-multiplied by a sequence of Jacobi rotations. If <i>jobv</i> = 'N', then <i>v</i> is not referenced.
<i>info</i>	INTEGER. If <i>info</i> = 0, the execution is successful. If <i>info</i> = - <i>i</i> , the <i>i</i> -th parameter had an illegal value.

?gsvj1

*Pre-processor for the routine ?gesvj , applies
Jacobi rotations targeting only particular pivots.*

Syntax

FORTRAN 77:

```
call sgsvj1(jobv, m, n, n1, a, lda, d, sva, mv, v, ldv, eps, sfmin, tol,
nsweep, work, lwork, info)

call dgsvj1(jobv, m, n, n1, a, lda, d, sva, mv, v, ldv, eps, sfmin, tol,
nsweep, work, lwork, info)
```

Description

The routine ?gsvj1 is declared in `mkl_lapack.fi` for FORTRAN 77 interface, and in `mkl_lapack.h` for C interface.

This routine is called from ?gesvj as a pre-processor and that is its main purpose. It applies Jacobi rotations in the same way as ?gesvj does, but it targets only particular pivots and it does not check convergence (stopping criterion).

The routine `?gsvj1` applies few sweeps of Jacobi rotations in the column space of the input m -by- n matrix A . The pivot pairs are taken from the (1,2) off-diagonal block in the corresponding n -by- n Gram matrix $A' * A$. The block-entries (*tiles*) of the (1,2) off-diagonal block are marked by the `[x]`'s in the following scheme:

```
| *  *  *  [x] [x] [x] |
| *  *  *  [x] [x] [x] |
| *  *  *  [x] [x] [x] |
| [x] [x] [x] *  *  *  |
| [x] [x] [x] *  *  *  |
| [x] [x] [x] *  *  *  |
```

row-cycling in the nbl_r -by- nbl_c `[x]` blocks, row-cyclic pivoting inside each `[x]` block

In terms of the columns of the matrix A , the first $n1$ columns are rotated 'against' the remaining $n-n1$ columns, trying to increase the angle between the corresponding subspaces. The off-diagonal block is $n1$ -by- $(n-n1)$ and it is tiled using quadratic tiles. The number of sweeps is specified by `nsweep`, and the orthogonality threshold is set by `tol`.

Input Parameters

<code>jobv</code>	<p>CHARACTER*1. Must be 'V', 'A', or 'N'.</p> <p>Specifies whether the output from this routine is used to compute the matrix v.</p> <p>If <code>jobv = 'V'</code>, the product of the Jacobi rotations is accumulated by post-multiplying the n-by-n array v.</p> <p>If <code>jobv = 'A'</code>, the product of the Jacobi rotations is accumulated by post-multiplying the mv-by-n array v.</p> <p>If <code>jobv = 'N'</code>, the Jacobi rotations are not accumulated.</p>
<code>m</code>	INTEGER. The number of rows of the input matrix A ($m \geq 0$).
<code>n</code>	INTEGER. The number of columns of the input matrix B ($m \geq n \geq 0$).
<code>n1</code>	INTEGER. Specifies the 2-by-2 block partition. The first $n1$ columns are rotated 'against' the remaining $n-n1$ columns of the matrix A .
<code>a</code>	<p>REAL for <code>sgsvj1</code></p> <p>DOUBLE PRECISION for <code>dgsvj1</code>.</p> <p>Arrays, DIMENSION (<code>lda</code>, *). Contains the m-by-n matrix A, such that $A * \text{diag}(D)$ represents the input matrix. The second dimension of <code>a</code> must be at least $\max(1, n)$.</p>

<i>lda</i>	INTEGER. The leading dimension of <i>a</i> ; at least $\max(1, m)$.
<i>d</i>	REAL for sgsvj1 DOUBLE PRECISION for dgsvj1. Arrays, DIMENSION (<i>n</i>). Contains the diagonal matrix <i>D</i> that accumulates the scaling factors from the fast scaled Jacobi rotations. On entry $A \cdot \text{diag}(D)$ represents the input matrix.
<i>sva</i>	REAL for sgsvj1 DOUBLE PRECISION for dgsvj1. Arrays, DIMENSION (<i>n</i>). Contains the Euclidean norms of the columns of the matrix $A \cdot \text{diag}(D)$.
<i>mv</i>	INTEGER. The first dimension of <i>b</i> ; at least $\max(1, p)$. If <i>jobv</i> = 'A', then <i>mv</i> rows of <i>v</i> are post-multiplied by a sequence of Jacobi rotations. If <i>jobv</i> = 'N', then <i>mv</i> is not referenced.
<i>v</i>	REAL for sgsvj1 DOUBLE PRECISION for dgsvj1. Array, DIMENSION (<i>ldv</i> , *). The second dimension of <i>a</i> must be at least $\max(1, n)$. If <i>jobv</i> = 'V', then <i>n</i> rows of <i>v</i> are post-multiplied by a sequence of Jacobi rotations. If <i>jobv</i> = 'A', then <i>mv</i> rows of <i>v</i> are post-multiplied by a sequence of Jacobi rotations. If <i>jobv</i> = 'N', then <i>v</i> is not referenced.
<i>ldv</i>	INTEGER. The leading dimension of the array <i>v</i> ; $ldv \geq 1$ $ldv \geq n$ if <i>jobv</i> = 'V'; $ldv \geq mv$ if <i>jobv</i> = 'A'.
<i>eps</i>	REAL for sgsvj1 DOUBLE PRECISION for dgsvj1. The relative machine precision (epsilon) returned by the routine ?lamch.
<i>sfmin</i>	REAL for sgsvj1 DOUBLE PRECISION for dgsvj1. Value of safe minimum returned by the routine ?lamch.
<i>tol</i>	REAL for sgsvj1 DOUBLE PRECISION for dgsvj1.

	The threshold for Jacobi rotations. For a pair $A(:, p), A(:, q)$ of pivot columns, the Jacobi rotation is applied only if $\text{abs}(\cos(\text{angle}(A(:, p), A(:, q)))) > \text{tol}$.
<i>nsweep</i>	INTEGER. The number of sweeps of Jacobi rotations to be performed.
<i>work</i>	REAL for sgsvj1 DOUBLE PRECISION for dgsvj1. Workspace array, DIMENSION (<i>lwork</i>).
<i>lwork</i>	INTEGER. The size of the array <i>work</i> ; at least $\max(1, m)$.

Output Parameters

<i>a</i>	On exit, $A * \text{diag}(D)$ represents the input matrix post-multiplied by a sequence of Jacobi rotations, where the rotation threshold and the total number of sweeps are given in <i>tol</i> and <i>nsweep</i> , respectively
<i>d</i>	On exit, $A * \text{diag}(D)$ represents the input matrix post-multiplied by a sequence of Jacobi rotations, where the rotation threshold and the total number of sweeps are given in <i>tol</i> and <i>nsweep</i> , respectively.
<i>sva</i>	On exit, contains the Euclidean norms of the columns of the output matrix $A * \text{diag}(D)$.
<i>v</i>	If <i>jobv</i> = 'V', then <i>n</i> rows of <i>v</i> are post-multiplied by a sequence of Jacobi rotations. If <i>jobv</i> = 'A', then <i>mv</i> rows of <i>v</i> are post-multiplied by a sequence of Jacobi rotations. If <i>jobv</i> = 'N', then <i>v</i> is not referenced.
<i>info</i>	INTEGER. If <i>info</i> = 0, the execution is successful. If <i>info</i> = - <i>i</i> , the <i>i</i> -th parameter had an illegal value.

?sfrk

Performs a symmetric rank-k operation for matrix in RFP format.

Syntax

FORTRAN 77:

```
call ssfrk(transr, uplo, trans, n, k, alpha, a, lda, beta, c)
call dsfrk(transr, uplo, trans, n, k, alpha, a, lda, beta, c)
```

Description

This routine is declared in `mkl_lapack.fi` for FORTRAN 77 interface, and in `mkl_lapack.h` for C interface.

The `?sfrk` routines perform a matrix-matrix operation using symmetric matrices. The operation is defined as

$$C := \alpha * A * A' + \beta * C,$$

or

$$C := \alpha * A' * A + \beta * C,$$

where:

alpha and *beta* are scalars,

C is an *n*-by-*n* symmetric matrix in [rectangular full packed \(RFP\) format](#),

A is an *n*-by-*k* matrix in the first case and a *k*-by-*n* matrix in the second case.

Input Parameters

<i>transr</i>	CHARACTER*1. if <i>transr</i> = 'N' or 'n', the normal form of RFP <i>C</i> is stored; if <i>transr</i> = 'T' or 't', the transpose form of RFP <i>C</i> is stored.
<i>uplo</i>	CHARACTER*1. Specifies whether the upper or lower triangular part of the array <i>C</i> is used. If <i>uplo</i> = 'U' or 'u', then the upper triangular part of the array <i>C</i> is used.

	<p>If <i>uplo</i> = 'L' or 'l', then the low triangular part of the array <i>c</i> is used.</p>
<i>trans</i>	<p>CHARACTER*1. Specifies the operation:</p> <p>if <i>trans</i> = 'N' or 'n', then $C := \alpha * A * A' + \beta * C$;</p> <p>if <i>trans</i> = 'T' or 't', then $C := \alpha * A' * A + \beta * C$;</p>
<i>n</i>	<p>INTEGER. Specifies the order of the matrix <i>C</i>. The value of <i>n</i> must be at least zero.</p>
<i>k</i>	<p>INTEGER. On entry with <i>trans</i> = 'N' or 'n', <i>k</i> specifies the number of columns of the matrix <i>A</i>, and on entry with <i>trans</i> = 'T' or 't', <i>k</i> specifies the number of rows of the matrix <i>A</i>.</p> <p>The value of <i>k</i> must be at least zero.</p>
<i>alpha</i>	<p>REAL for ssfrk DOUBLE PRECISION for dsfrk</p> <p>Specifies the scalar <i>alpha</i>.</p>
<i>a</i>	<p>REAL for ssfrk DOUBLE PRECISION for dsfrk</p> <p>Array, DIMENSION (<i>lda</i>, <i>ka</i>), where <i>ka</i> is <i>k</i> when <i>trans</i> = 'N' or 'n', and is <i>n</i> otherwise. Before entry with <i>trans</i> = 'N' or 'n', the leading <i>n</i>-by-<i>k</i> part of the array <i>a</i> must contain the matrix <i>A</i>, otherwise the leading <i>k</i>-by-<i>n</i> part of the array <i>a</i> must contain the matrix <i>A</i>.</p>
<i>lda</i>	<p>INTEGER. Specifies the first dimension of <i>a</i> as declared in the calling (sub)program. When <i>trans</i> = 'N' or 'n', then <i>lda</i> must be at least $\max(1, n)$, otherwise <i>lda</i> must be at least $\max(1, k)$.</p>
<i>beta</i>	<p>REAL for ssfrk DOUBLE PRECISION for dsfrk</p> <p>Specifies the scalar <i>beta</i>.</p>
<i>c</i>	<p>REAL for ssfrk DOUBLE PRECISION for dsfrk</p> <p>Array, DIMENSION ($n * (n + 1) / 2$). Before entry contains the symmetric matrix <i>C</i> in RFP format.</p>

Output Parameters

c If *trans* = 'N' or 'n', then *c* contains $C := \alpha * A * A' + \beta * C$;
 if *trans* = 'T' or 't', then *c* contains $C := \alpha * A' * A + \beta * C$;

?hfrk

Performs a Hermitian rank-k operation for matrix in RFP format.

Syntax

```
call chfrk(transr, uplo, trans, n, k, alpha, a, lda, beta, c)
call zhfrk(transr, uplo, trans, n, k, alpha, a, lda, beta, c)
```

Description

This routine is declared in `mkl_lapack.fi` for FORTRAN 77 interface, and in `mkl_lapack.h` for C interface.

The ?hfrk routines perform a matrix-matrix operation using Hermitian matrices. The operation is defined as

$C := \alpha * A * \text{conjg}(A') + \beta * C$,

or

$C := \alpha * \text{conjg}(A') * A + \beta * C$,

where:

alpha and *beta* are real scalars,

C is an *n*-by-*n* Hermitian matrix in [RFP format](#),

A is an *n*-by-*k* matrix in the first case and a *k*-by-*n* matrix in the second case.

Input Parameters

transr CHARACTER*1.
 if *transr* = 'N' or 'n', the normal form of RFP *C* is stored;
 if *transr* = 'C' or 'c', the conjugate-transpose form of RFP *C* is stored.

<i>uplo</i>	<p>CHARACTER*1. Specifies whether the upper or lower triangular part of the array <i>c</i> is used.</p> <p>If <i>uplo</i> = 'U' or 'u', then the upper triangular part of the array <i>c</i> is used.</p> <p>If <i>uplo</i> = 'L' or 'l', then the low triangular part of the array <i>c</i> is used.</p>
<i>trans</i>	<p>CHARACTER*1. Specifies the operation:</p> <p>if <i>trans</i> = 'N' or 'n', then $C := \alpha * A * \text{conjg}(A') + \beta * C$;</p> <p>if <i>trans</i> = 'C' or 'c', then $C := \alpha * \text{conjg}(A') * A + \beta * C$.</p>
<i>n</i>	<p>INTEGER. Specifies the order of the matrix <i>c</i>. The value of <i>n</i> must be at least zero.</p>
<i>k</i>	<p>INTEGER. On entry with <i>trans</i> = 'N' or 'n', <i>k</i> specifies the number of columns of the matrix <i>a</i>, and on entry with <i>trans</i> = 'T' or 't' or 'C' or 'c', <i>k</i> specifies the number of rows of the matrix <i>a</i>.</p> <p>The value of <i>k</i> must be at least zero.</p>
<i>alpha</i>	<p>COMPLEX for chfrk DOUBLE COMPLEX for zhfrk Specifies the scalar <i>alpha</i>.</p>
<i>a</i>	<p>COMPLEX for chfrk DOUBLE COMPLEX for zhfrk Array, DIMENSION (<i>lda</i>, <i>ka</i>), where <i>ka</i> is <i>k</i> when <i>trans</i> = 'N' or 'n', and is <i>n</i> otherwise. Before entry with <i>trans</i> = 'N' or 'n', the leading <i>n</i>-by-<i>k</i> part of the array <i>a</i> must contain the matrix <i>A</i>, otherwise the leading <i>k</i>-by-<i>n</i> part of the array <i>a</i> must contain the matrix <i>A</i>.</p>
<i>lda</i>	<p>INTEGER. Specifies the first dimension of <i>a</i> as declared in the calling (sub)program. When <i>trans</i> = 'N' or 'n', then <i>lda</i> must be at least $\max(1, n)$, otherwise <i>lda</i> must be at least $\max(1, k)$.</p>
<i>beta</i>	<p>COMPLEX for chfrk DOUBLE COMPLEX for zhfrk Specifies the scalar <i>beta</i>.</p>
<i>c</i>	<p>COMPLEX for chfrk</p>

DOUBLE COMPLEX for zhfrk
 Array, DIMENSION $(n*(n+1)/2)$. Before entry contains
 the Hermitian matrix c in in RFP format.

Output Parameters

c If $trans = 'N'$ or $'n'$, then c contains $C :=$
 $\alpha * A * conjg(A') + \beta * C$;
 if $trans = 'C'$ or $'c'$, then c contains $C :=$
 $\alpha * conjg(A') * A + \beta * C$;

?tfsm

*Solves a matrix equation (one operand is a
 triangular matrix in RFP format).*

Syntax

FORTRAN 77:

```
call stfsm(transr, side, uplo, trans, diag, m, n, alpha, a, b, ldb)
call dtfsm(transr, side, uplo, trans, diag, m, n, alpha, a, b, ldb)
call ctfsf(transr, side, uplo, trans, diag, m, n, alpha, a, b, ldb)
call ztfsf(transr, side, uplo, trans, diag, m, n, alpha, a, b, ldb)
```

Description

This routine is declared in `mkl_lapack.fi` for FORTRAN 77 interface and in `mkl_lapack.h` for C interface.

The ?tfsm routines solve one of the following matrix equations:

$op(A) * X = \alpha * B$,

or

$X * op(A) = \alpha * B$,

where:

α is a scalar,

X and B are m -by- n matrices,

A is a unit, or non-unit, upper or lower triangular matrix in [rectangular full packed \(RFP\) format](#).

$\text{op}(A)$ is one of $\text{op}(A) = A$, or $\text{op}(A) = A'$, or $\text{op}(A) = \text{conjg}(A')$.

The matrix B is overwritten by the solution matrix X .

Input Parameters

<i>transr</i>	<p>CHARACTER*1.</p> <p>if <i>transr</i> = 'N' or 'n', the normal form of RFP A is stored;</p> <p>if <i>transr</i> = 'T' or 't', the transpose form of RFP A is stored;</p> <p>if <i>transr</i> = 'C' or 'c', the conjugate-transpose form of RFP A is stored.</p>
<i>side</i>	<p>CHARACTER*1. Specifies whether $\text{op}(A)$ appears on the left or right of X in the equation:</p> <p>if <i>side</i> = 'L' or 'l', then $\text{op}(A) * X = \alpha * B$;</p> <p>if <i>side</i> = 'R' or 'r', then $X * \text{op}(A) = \alpha * B$.</p>
<i>uplo</i>	<p>CHARACTER*1. Specifies whether the RFP matrix A is upper or lower triangular:</p> <p>if <i>uplo</i> = 'U' or 'u', then the matrix is upper triangular;</p> <p>if <i>uplo</i> = 'L' or 'l', then the matrix is low triangular.</p>
<i>trans</i>	<p>CHARACTER*1. Specifies the form of $\text{op}(A)$ used in the matrix multiplication:</p> <p>if <i>trans</i> = 'N' or 'n', then $\text{op}(A) = A$;</p> <p>if <i>trans</i> = 'T' or 't', then $\text{op}(A) = A'$;</p> <p>if <i>trans</i> = 'C' or 'c', then $\text{op}(A) = \text{conjg}(A')$.</p>
<i>diag</i>	<p>CHARACTER*1. Specifies whether the RFP matrix A is unit triangular:</p> <p>if <i>diag</i> = 'U' or 'u' then the matrix is unit triangular;</p> <p>if <i>diag</i> = 'N' or 'n', then the matrix is not unit triangular.</p>
<i>m</i>	<p>INTEGER. Specifies the number of rows of B. The value of <i>m</i> must be at least zero.</p>
<i>n</i>	<p>INTEGER. Specifies the number of columns of B. The value of <i>n</i> must be at least zero.</p>
<i>alpha</i>	<p>REAL for stfsm</p> <p>DOUBLE PRECISION for dtfsm</p> <p>COMPLEX for ctfsm</p>

	DOUBLE COMPLEX for ztfsm Specifies the scalar <i>alpha</i> . When <i>alpha</i> is zero, then <i>a</i> is not referenced and <i>b</i> need not be set before entry.
<i>a</i>	REAL for stfsm DOUBLE PRECISION for dtfsm COMPLEX for ctfsf DOUBLE COMPLEX for ztfsm Array, DIMENSION $(n*(n+1)/2)$. Contains the matrix <i>A</i> in RFP format.
<i>b</i>	REAL for stfsm DOUBLE PRECISION for dtfsm COMPLEX for ctfsf DOUBLE COMPLEX for ztfsm Array, DIMENSION (ldb, n) . Before entry, the leading <i>m</i> -by- <i>n</i> part of the array <i>b</i> must contain the right-hand side matrix <i>B</i> .
<i>ldb</i>	INTEGER. Specifies the first dimension of <i>b</i> as declared in the calling (sub)program. The value of <i>ldb</i> must be at least $\max(1, +m)$.

Output Parameters

<i>b</i>	Overwritten by the solution matrix <i>X</i> .
----------	---

?lansf

Returns the value of the 1-norm, or the Frobenius norm, or the infinity norm, or the element of largest absolute value of a symmetric matrix in RFP format.

Syntax

```
val = slansf(norm, transr, uplo, n, a, work)
val = dlansf(norm, transr, uplo, n, a, work)
```

Description

This function is declared in `mkl_lapack.fi` for FORTRAN 77 interface and in `mkl_lapack.h` for C interface.

The function `?lansf` returns the value of the 1-norm, or the Frobenius norm, or the infinity norm, or the element of largest absolute value of an n -by- n real symmetric matrix A in the [rectangular full packed \(RFP\) format](#) .

Input Parameters

<i>norm</i>	<p>CHARACTER*1. Specifies the value to be returned by the routine:</p> <ul style="list-style-type: none"> = 'M' or 'm': $val = \max(\text{abs}(A_{ij}))$, largest absolute value of the matrix A. = '1' or 'O' or 'o': $val = \text{norm1}(A)$, 1-norm of the matrix A (maximum column sum), = 'I' or 'i': $val = \text{normI}(A)$, infinity norm of the matrix A (maximum row sum), = 'F', 'f', 'E' or 'e': $val = \text{normF}(A)$, Frobenius norm of the matrix A (square root of sum of squares).
<i>transr</i>	<p>CHARACTER*1.</p> <p>Specifies whether the RFP format of matrix A is normal or transposed format.</p> <p>If <i>transr</i> = 'N': RFP format is normal;</p> <p>if <i>transr</i> = 'T': RFP format is transposed.</p>
<i>uplo</i>	<p>CHARACTER*1.</p> <p>Specifies whether the RFP matrix A came from upper or lower triangular matrix.</p> <p>If <i>uplo</i> = 'U': RFP matrix A came from an upper triangular matrix;</p> <p>if <i>uplo</i> = 'L': RFP matrix A came from a lower triangular matrix.</p>
<i>n</i>	<p>INTEGER. The order of the matrix A. $n \geq 0$.</p> <p>When $n = 0$, <code>?lansf</code> is set to zero.</p>
<i>a</i>	<p>REAL for <code>slansf</code></p> <p>DOUBLE PRECISION for <code>dlansf</code></p> <p>Array, DIMENSION $(n*(n+1)/2)$.</p>

The upper (if `uplo = 'U'`) or lower (if `uplo = 'L'`) part of the symmetric matrix `A` stored in [RFP format](#).

`work` REAL for `slansf`.
DOUBLE PRECISION for `dlansf`.
Workspace array, DIMENSION $(\max(1, lwork))$, where $lwork \geq n$ when `norm = 'I'` or `'1'` or `'O'`; otherwise, `work` is not referenced.

Output Parameters

`val` REAL for `slansf`
DOUBLE PRECISION for `dlansf`
Value returned by the function.

?lanhf

Returns the value of the 1-norm, or the Frobenius norm, or the infinity norm, or the element of largest absolute value of a Hermitian matrix in RFP format.

Syntax

```
val = clanhf(norm, transr, uplo, n, a, work)
val = zlanhf(norm, transr, uplo, n, a, work)
```

Description

This function is declared in `mkl_lapack.fi` for FORTRAN 77 interface and in `mkl_lapack.h` for C interface.

The function `?lanhf` returns the value of the 1-norm, or the Frobenius norm, or the infinity norm, or the element of largest absolute value of an n -by- n complex Hermitian matrix `A` in the [rectangular full packed \(RFP\) format](#).

Input Parameters

`norm` CHARACTER*1.
Specifies the value to be returned by the routine:
= `'M'` or `'m'`: $val = \max(\text{abs}(A_{ij}))$, largest absolute value of the matrix `A`.

	<p>= '1' or 'O' or 'o': <code>val = norm1(A)</code>, 1-norm of the matrix <code>A</code> (maximum column sum),</p> <p>= 'I' or 'i': <code>val = normI(A)</code>, infinity norm of the matrix <code>A</code> (maximum row sum),</p> <p>= 'F', 'f', 'E' or 'e': <code>val = normF(A)</code>, Frobenius norm of the matrix <code>A</code> (square root of sum of squares).</p>
<code>transr</code>	<p>CHARACTER*1.</p> <p>Specifies whether the RFP format of matrix <code>A</code> is normal or conjugate-transposed format.</p> <p>If <code>transr = 'N'</code>: RFP format is normal;</p> <p>if <code>transr = 'C'</code>: RFP format is conjugate-transposed.</p>
<code>uplo</code>	<p>CHARACTER*1.</p> <p>Specifies whether the RFP matrix <code>A</code> came from upper or lower triangular matrix.</p> <p>If <code>uplo = 'U'</code>: RFP matrix <code>A</code> came from an upper triangular matrix;</p> <p>if <code>uplo = 'L'</code>: RFP matrix <code>A</code> came from a lower triangular matrix.</p>
<code>n</code>	<p>INTEGER. The order of the matrix <code>A</code>. $n \geq 0$.</p> <p>When $n = 0$, <code>?lanhf</code> is set to zero.</p>
<code>a</code>	<p>COMPLEX for <code>clanhf</code></p> <p>DOUBLE COMPLEX for <code>zlanhf</code></p> <p>Array, DIMENSION $(n*(n+1)/2)$.</p> <p>The upper (if <code>uplo = 'U'</code>) or lower (if <code>uplo = 'L'</code>) part of the Hermitian matrix <code>A</code> stored in RFP format.</p>
<code>work</code>	<p>COMPLEX for <code>clanhf</code>.</p> <p>DOUBLE COMPLEX for <code>zlanhf</code>.</p> <p>Workspace array, DIMENSION $(\max(1, lwork))$, where $lwork \geq n$ when <code>norm = 'I' or '1' or 'O'</code>; otherwise, <code>work</code> is not referenced.</p>

Output Parameters

<code>val</code>	<p>COMPLEX for <code>clanhf</code></p> <p>DOUBLE COMPLEX for <code>zlanhf</code></p> <p>Value returned by the function.</p>
------------------	---

?tfttp

Copies a triangular matrix from the rectangular full packed format (TF) to the standard packed format (TP) .

Syntax

```
call stfttp( transr, uplo, n, arf, ap, info )
call dtfttp( transr, uplo, n, arf, ap, info )
call ctfttp( transr, uplo, n, arf, ap, info )
call ztfttp( transr, uplo, n, arf, ap, info )
```

Description

This routine is declared in `mkl_lapack.fi` for FORTRAN 77 interface and in `mkl_lapack.h` for C interface.

The routine copies a triangular matrix *A* from the Rectangular Full Packed (RFP) format to the standard packed format. For the description of the RFP format, see [Matrix Storage Schemes](#).

Input Parameters

<i>transr</i>	CHARACTER*1. = 'N': <i>arf</i> is in the Normal format, = 'T': <i>arf</i> is in the Transpose format (for <code>stfttp</code> and <code>dtfttp</code>), = 'C': <i>arf</i> is in the Conjugate-transpose format (for <code>ctfttp</code> and <code>ztfttp</code>).
<i>uplo</i>	CHARACTER*1. Specifies whether <i>A</i> is upper or lower triangular: = 'U': <i>A</i> is upper triangular, = 'L': <i>A</i> is lower triangular.
<i>n</i>	INTEGER. The order of the matrix <i>A</i> . $n \geq 0$.
<i>arf</i>	REAL for <code>stfttp</code> , DOUBLE PRECISION for <code>dtfttp</code> , COMPLEX for <code>ctfttp</code> , DOUBLE COMPLEX for <code>ztfttp</code> . Array, DIMENSION at least $\max(1, n*(n+1)/2)$.

On entry, the upper or lower triangular matrix A stored in the RFP format.

Output Parameters

<i>ap</i>	<p>REAL for stfttp, DOUBLE PRECISION for dtfttp, COMPLEX for ctfttp, DOUBLE COMPLEX for ztfttp. Array, DIMENSION at least $\max(1, n*(n+1)/2)$. On exit, the upper or lower triangular matrix A, packed columnwise in a linear array. The j-th column of A is stored in the array <i>ap</i> as follows: if <i>uplo</i> = 'U', $ap(i + (j-1)*j/2) = A(i, j)$ for $1 \leq i \leq j$, if <i>uplo</i> = 'L', $ap(i + (j-1)*(2n-j)/2) = A(i, j)$ for $j \leq i \leq n$.</p>
<i>info</i>	<p>INTEGER. =0: successful exit, < 0: if <i>info</i> = -<i>i</i>, the <i>i</i>-th parameter had an illegal value.</p>

?tfttr

Copies a triangular matrix from the rectangular full packed format (TF) to the standard full format (TR)

Syntax

```
call stfttr( transr, uplo, n, arf, a, lda, info )
call dtfttr( transr, uplo, n, arf, a, lda, info )
call ctfttr( transr, uplo, n, arf, a, lda, info )
call ztfttr( transr, uplo, n, arf, a, lda, info )
```

Description

This routine is declared in `mkl_lapack.fi` for FORTRAN 77 interface and in `mkl_lapack.h` for C interface.

The routine copies a triangular matrix *A* from the Rectangular Full Packed (RFP) format to the standard full format. For the description of the RFP format, see [Matrix Storage Schemes](#).

Input Parameters

transr CHARACTER*1.
 = 'N': *arf* is in the Normal format,
 = 'T': *arf* is in the Transpose format (for *stfttr* and *dtfttr*),
 = 'C': *arf* is in the Conjugate-transpose format (for *ctfttr* and *ztfttr*).

uplo CHARACTER*1.
 Specifies whether *A* is upper or lower triangular:
 = 'U': *A* is upper triangular,
 = 'L': *A* is lower triangular.

n INTEGER. The order of the matrices *arf* and *a*. $n \geq 0$.

arf REAL for *stfttr*,
 DOUBLE PRECISION for *dtfttr*,
 COMPLEX for *ctfttr*,
 DOUBLE COMPLEX for *ztfttr*.
 Array, DIMENSION at least $\max(1, n*(n+1)/2)$.
 On entry, the upper or lower triangular matrix *A* stored in the RFP format.

lda INTEGER. The leading dimension of the array *a*. $lda \geq \max(1, n)$.

Output Parameters

a REAL for *stfttr*,
 DOUBLE PRECISION for *dtfttr*,
 COMPLEX for *ctfttr*,
 DOUBLE COMPLEX for *ztfttr*.
 Array, DIMENSION (*lda*, *).
 On exit, the triangular matrix *A*. If *uplo* = 'U', the leading *n*-by-*n* upper triangular part of the array *a* contains the upper triangular matrix, and the strictly lower triangular part of *a* is not referenced. If *uplo* = 'L', the leading *n*-by-*n*

lower triangular part of the array *a* contains the lower triangular matrix, and the strictly upper triangular part of *a* is not referenced.

info

INTEGER.

=0: successful exit,

< 0: if *info* = -*i*, the *i*-th parameter had an illegal value.

?tpddf

Copies a triangular matrix from the standard packed format (TP) to the rectangular full packed format (TF).

Syntax

```
call stpddf( transr, uplo, n, ap, arf, info )
```

```
call dtpddf( transr, uplo, n, ap, arf, info )
```

```
call ctpddf( transr, uplo, n, ap, arf, info )
```

```
call ztpddf( transr, uplo, n, ap, arf, info )
```

Description

This routine is declared in `mkl_lapack.fi` for FORTRAN 77 interface and in `mkl_lapack.h` for C interface.

The routine copies a triangular matrix *A* from the standard packed format to the Rectangular Full Packed (RFP) format. For the description of the RFP format, see [Matrix Storage Schemes](#).

Input Parameters

transr

CHARACTER*1.

= 'N': *arf* must be in the Normal format,

= 'T': *arf* must be in the Transpose format (for `stpddf` and `dtpddf`),

= 'C': *arf* must be in the Conjugate-transpose format (for `ctpddf` and `ztpddf`).

uplo

CHARACTER*1.

Specifies whether *A* is upper or lower triangular:

= 'U': *A* is upper triangular,

= 'L': A is lower triangular.

n INTEGER. The order of the matrix A. $n \geq 0$.

ap REAL for stpttf,
DOUBLE PRECISION for dtpptf,
COMPLEX for ctpptf,
DOUBLE COMPLEX for ztpptf.
Array, DIMENSION at least $\max(1, n*(n+1)/2)$.
On entry, the upper or lower triangular matrix A, packed columnwise in a linear array. The *j*-th column of A is stored in the array *ap* as follows:
if *uplo* = 'U', $ap(i + (j-1)*j/2) = A(i, j)$ for $1 \leq i \leq j$,
if *uplo* = 'L', $ap(i + (j-1)*(2n-j)/2) = A(i, j)$ for $j \leq i \leq n$.

Output Parameters

arf REAL for stpttf,
DOUBLE PRECISION for dtpptf,
COMPLEX for ctpptf,
DOUBLE COMPLEX for ztpptf.
Array, DIMENSION at least $\max(1, n*(n+1)/2)$.
On exit, the upper or lower triangular matrix A stored in the RFP format.

info INTEGER.
=0: successful exit,
< 0: if *info* = -*i*, the *i*-th parameter had an illegal value.

?tptr

Copies a triangular matrix from the standard packed format (TP) to the standard full format (TR)

Syntax

```
call stpttr( uplo, n, ap, a, lda, info )
call dtptr( uplo, n, ap, a, lda, info )
```

```
call ctptr( uplo, n, ap, a, lda, info )
call ztptr( uplo, n, ap, a, lda, info )
```

Description

This routine is declared in `mkl_lapack.fi` for FORTRAN 77 interface and in `mkl_lapack.h` for C interface.

The routine copies a triangular matrix *A* from the standard packed format to the standard full format.

Input Parameters

<i>uplo</i>	CHARACTER*1. Specifies whether <i>A</i> is upper or lower triangular: = 'U': <i>A</i> is upper triangular, = 'L': <i>A</i> is lower triangular.
<i>n</i>	INTEGER. The order of the matrices <i>ap</i> and <i>a</i> . $n \geq 0$.
<i>ap</i>	REAL for <code>stptr</code> , DOUBLE PRECISION for <code>dtptr</code> , COMPLEX for <code>ctptr</code> , DOUBLE COMPLEX for <code>ztptr</code> . Array, DIMENSION at least $\max(1, n*(n+1)/2)$. On entry, the upper or lower triangular matrix <i>A</i> , packed columnwise in a linear array. The <i>j</i> -th column of <i>A</i> is stored in the array <i>ap</i> as follows: if <i>uplo</i> = 'U', $ap(i + (j-1)*j/2) = A(i, j)$ for $1 \leq i \leq j$, if <i>uplo</i> = 'L', $ap(i + (j-1)*(2n-j)/2) = A(i, j)$ for $j \leq i \leq n$.
<i>lda</i>	INTEGER. The leading dimension of the array <i>a</i> . $lda \geq \max(1, n)$.

Output Parameters

<i>a</i>	REAL for <code>stptr</code> , DOUBLE PRECISION for <code>dtptr</code> , COMPLEX for <code>ctptr</code> , DOUBLE COMPLEX for <code>ztptr</code> . Array, DIMENSION (<i>lda</i> , *).
----------	--

On exit, the triangular matrix A . If `uplo = 'U'`, the leading n -by- n upper triangular part of the array a contains the upper triangular part of the matrix A , and the strictly lower triangular part of a is not referenced. If `uplo = 'L'`, the leading n -by- n lower triangular part of the array a contains the lower triangular part of the matrix A , and the strictly upper triangular part of a is not referenced.

info

INTEGER.

=0: successful exit,

< 0: if *info* = $-i$, the i -th parameter had an illegal value.

?trttf

Copies a triangular matrix from the standard full format (TR) to the rectangular full packed format (TF).

Syntax

```
call strttf( transr, uplo, n, a, lda, arf, info )
```

```
call dtrttf( transr, uplo, n, a, lda, arf, info )
```

```
call ctrttf( transr, uplo, n, a, lda, arf, info )
```

```
call ztrttf( transr, uplo, n, a, lda, arf, info )
```

Description

This routine is declared in `mkl_lapack.fi` for FORTRAN 77 interface and in `mkl_lapack.h` for C interface.

The routine copies a triangular matrix A from the standard full format to the Rectangular Full Packed (RFP) format. For the description of the RFP format, see [Matrix Storage Schemes](#).

Input Parameters

transr

CHARACTER*1.

= 'N': *arf* must be in the Normal format,

= 'T': *arf* must be in the Transpose format (for `strttf` and `dtrttf`),

= 'C': *arf* must be in the Conjugate-transpose format (for `ctrttf` and `ztrttf`).

uplo CHARACTER*1.
Specifies whether *A* is upper or lower triangular:
= 'U': *A* is upper triangular,
= 'L': *A* is lower triangular.

n INTEGER. The order of the matrix *A*. $n \geq 0$.

a REAL for strttf,
DOUBLE PRECISION for dtrttf,
COMPLEX for ctrttf,
DOUBLE COMPLEX for ztrttf.
Array, DIMENSION (*lda*, *).
On entry, the triangular matrix *A*. If *uplo* = 'U', the leading *n*-by-*n* upper triangular part of the array *a* contains the upper triangular matrix, and the strictly lower triangular part of *a* is not referenced. If *uplo* = 'L', the leading *n*-by-*n* lower triangular part of the array *a* contains the lower triangular matrix, and the strictly upper triangular part of *a* is not referenced.

lda INTEGER. The leading dimension of the array *a*. $lda \geq \max(1, n)$.

Output Parameters

arf REAL for strttf,
DOUBLE PRECISION for dtrttf,
COMPLEX for ctrttf,
DOUBLE COMPLEX for ztrttf.
Array, DIMENSION at least $\max(1, n*(n+1)/2)$.
On exit, the upper or lower triangular matrix *A* stored in the RFP format.

info INTEGER.
=0: successful exit,
< 0: if *info* = -*i*, the *i*-th parameter had an illegal value.

?trttp

Copies a triangular matrix from the standard full format (TR) to the standard packed format (TP) .

Syntax

```
call strttp( uplo, n, a, lda, ap, info )
call dtrttp( uplo, n, a, lda, ap, info )
call ctrttp( uplo, n, a, lda, ap, info )
call ztrttp( uplo, n, a, lda, ap, info )
```

Description

This routine is declared in `mkl_lapack.fi` for FORTRAN 77 interface and in `mkl_lapack.h` for C interface.

The routine copies a triangular matrix *A* from the standard full format to the standard packed format.

Input Parameters

<i>uplo</i>	CHARACTER*1. Specifies whether <i>A</i> is upper or lower triangular: = 'U': <i>A</i> is upper triangular, = 'L': <i>A</i> is lower triangular.
<i>n</i>	INTEGER. The order of the matrices <i>a</i> and <i>ap</i> . $n \geq 0$.
<i>a</i>	REAL for strttp, DOUBLE PRECISION for dtrttp, COMPLEX for ctrttp, DOUBLE COMPLEX for ztrttp. Array, DIMENSION (<i>lda</i> , <i>n</i>). On entry, the triangular matrix <i>A</i> . If <i>uplo</i> = 'U', the leading <i>n</i> -by- <i>n</i> upper triangular part of the array <i>a</i> contains the upper triangular matrix, and the strictly lower triangular part of <i>a</i> is not referenced. If <i>uplo</i> = 'L', the leading <i>n</i> -by- <i>n</i> lower triangular part of the array <i>a</i> contains the lower triangular matrix, and the strictly upper triangular part of <i>a</i> is not referenced.

lda INTEGER. The leading dimension of the array *a*. $lda \geq \max(1, n)$.

Output Parameters

ap REAL for strttp,
DOUBLE PRECISION for dtrttp,
COMPLEX for ctrttp,
DOUBLE COMPLEX for ztrttp.
Array, DIMENSION at least $\max(1, n*(n+1)/2)$.
On exit, the upper or lower triangular matrix *A*, packed columnwise in a linear array. The *j*-th column of *A* is stored in the array *ap* as follows:
if *uplo* = 'U', $ap(i + (j-1)*j/2) = A(i, j)$ for $1 \leq i \leq j$,
if *uplo* = 'L', $ap(i + (j-1)*(2n-j)/2) = A(i, j)$ for $j \leq i \leq n$.

info INTEGER.
=0: successful exit,
< 0: if *info* = -*i*, the *i*-th parameter had an illegal value.

?pstf2

Computes the Cholesky factorization with complete pivoting of a real symmetric or complex Hermitian positive semi-definite matrix.

Syntax

```
call spstf2( uplo, n, a, lda, piv, rank, tol, work, info )
call dpstf2( uplo, n, a, lda, piv, rank, tol, work, info )
call cpstf2( uplo, n, a, lda, piv, rank, tol, work, info )
call zpstf2( uplo, n, a, lda, piv, rank, tol, work, info )
```

Description

This routine is declared in `mkl_lapack.fi` for FORTRAN 77 interface and in `mkl_lapack.h` for C interface.

The real flavors `spstf2` and `dpstf2` compute the Cholesky factorization with complete pivoting of a real symmetric positive semi-definite matrix A . The complex flavors `cpstf2` and `zpstf2` compute the Cholesky factorization with complete pivoting of a complex Hermitian positive semi-definite matrix A . The factorization has the form:

$$P' * A * P = U' * U, \text{ if } uplo = 'U',$$

$$P' * A * P = L * L', \text{ if } uplo = 'L',$$

where U is an upper triangular matrix and L is lower triangular, and P is stored as vector `piv`. This algorithm does not check that A is positive semi-definite. This version of the algorithm calls [level 2 BLAS](#).

Input Parameters

<code>uplo</code>	<p>CHARACTER*1. Specifies whether the upper or lower triangular part of the symmetric or Hermitian matrix A is stored: = 'U': Upper triangular, = 'L': Lower triangular.</p>
<code>n</code>	<p>INTEGER. The order of the matrix A. $n \geq 0$.</p>
<code>a</code>	<p>REAL for <code>spstf2</code>, DOUBLE PRECISION for <code>dpstf2</code>, COMPLEX for <code>cpstf2</code>, DOUBLE COMPLEX for <code>zpstf2</code>. Array, DIMENSION (<code>lda</code>, *). On entry, the symmetric matrix A. If <code>uplo</code> = 'U', the leading n-by-n upper triangular part of the array <code>a</code> contains the upper triangular part of the matrix A, and the strictly lower triangular part of <code>a</code> is not referenced. If <code>uplo</code> = 'L', the leading n-by-n lower triangular part of the array <code>a</code> contains the lower triangular part of the matrix A, and the strictly upper triangular part of <code>a</code> is not referenced.</p>
<code>tol</code>	<p>REAL for <code>spstf2</code> and <code>cpstf2</code>, DOUBLE PRECISION for <code>dpstf2</code> and <code>zpstf2</code>. A user-defined tolerance. If <code>tol</code> < 0, $n * ulp * \max(A(k,k))$ will be used (<code>ulp</code> is the Unit in the Last Place, or Unit of Least Precision). The algorithm terminates at the $(k - 1)$-st step if the pivot is not greater than <code>tol</code>.</p>

lda INTEGER. The leading dimension of the matrix *A*. *lda* $\geq \max(1, n)$.

work REAL for *spstf2* and *cpstf2*,
DOUBLE PRECISION for *dpstf2* and *zpstf2*.
Array, DIMENSION at least $\max(1, 2*n)$.
Work space.

Output Parameters

piv INTEGER. Array. DIMENSION at least $\max(1, n)$.
piv is such that the non-zero entries are $P(piv(k), k) = 1$.

a On exit, if *info* = 0, the factor U or L from the Cholesky factorization stored the same way as the matrix *A* is stored on entry.

rank INTEGER.
The rank of *A*, determined by the number of steps the algorithm completed.

info INTEGER.
< 0: if *info* = -*k*, the *k*-th parameter had an illegal value,
=0: the algorithm completed successfully,
> 0: the matrix *A* is rank-deficient with the computed rank, returned in *rank*, or indefinite.

dlat2s

Converts a double-precision triangular matrix to a single-precision triangular matrix.

Syntax

```
call dlat2s( uplo, n, a, lda, sa, ldsa, info )
```

Description

This routine is declared in `mk1_lapack.fi` for FORTRAN 77 interface and in `mk1_lapack.h` for C interface.

The routine converts a double-precision triangular matrix A to a single-precision triangular matrix SA . `dlat2s` checks that all the elements of A are between $-RMAX$ and $RMAX$, where $RMAX$ is the overflow for the single-precision arithmetic. If this condition is not met, the conversion is aborted and a flag is raised. The routine does no parameter checking.

Input Parameters

<i>uplo</i>	CHARACTER*1. Specifies whether the matrix A is upper or lower triangular: = 'U': A is upper triangular, = 'L': A is lower triangular.
<i>n</i>	INTEGER. The number of rows and columns of the matrix A . $n \geq 0$.
<i>a</i>	DOUBLE PRECISION. Array, DIMENSION (<i>lda</i> , *). On entry, the n -by- n triangular matrix A .
<i>lda</i>	INTEGER. The leading dimension of the array a . $lda \geq \max(1, n)$.
<i>ldsa</i>	INTEGER. The leading dimension of the array sa . $ldsa \geq \max(1, n)$.

Output Parameters

<i>sa</i>	REAL. Array, DIMENSION (<i>ldsa</i> , *). Only the part of sa determined by <i>uplo</i> is referenced. On exit, <ul style="list-style-type: none"> if <i>info</i> = 0, the n-by-n triangular matrix SA, if <i>info</i> > 0, the content of the part of sa determined by <i>uplo</i> is unspecified.
<i>info</i>	INTEGER. =0: successful exit, > 0: an element of the matrix A is greater than the single-precision overflow threshold; in this case, the content of the part of sa determined by <i>uplo</i> is unspecified on exit.

zlat2c

Converts a double complex triangular matrix to a complex triangular matrix.

Syntax

```
call zlat2c( uplo, n, a, lda, sa, ldsa, info )
```

Description

This routine is declared in `mkl_lapack.fi` for FORTRAN 77 interface and in `mkl_lapack.h` for C interface.

The routine converts a `DOUBLE COMPLEX` triangular matrix `A` to a `COMPLEX` triangular matrix `SA`. `zlat2c` checks that the real and complex parts of all the elements of `A` are between `-RMAX` and `RMAX`, where `RMAX` is the overflow for the single-precision arithmetic. If this condition is not met, the conversion is aborted and a flag is raised. The routine does no parameter checking.

Input Parameters

<code>uplo</code>	CHARACTER*1. Specifies whether the matrix <code>A</code> is upper or lower triangular: = 'U': <code>A</code> is upper triangular, = 'L': <code>A</code> is lower triangular.
<code>n</code>	INTEGER. The number of rows and columns in the matrix <code>A</code> . $n \geq 0$.
<code>a</code>	DOUBLE COMPLEX. Array, DIMENSION (<code>lda</code> , *). On entry, the n -by- n triangular matrix <code>A</code> .
<code>lda</code>	INTEGER. The leading dimension of the array <code>a</code> . $lda \geq \max(1, n)$.
<code>ldsa</code>	INTEGER. The leading dimension of the array <code>sa</code> . $ldsa \geq \max(1, n)$.

Output Parameters

<code>sa</code>	COMPLEX. Array, DIMENSION (<code>ldsa</code> , *).
-----------------	--

Only the part of *sa* determined by *uplo* is referenced. On exit,

- if *info* = 0, the *n*-by-*n* triangular matrix *sa*,
- if *info* > 0, the content of the part of *sa* determined by *uplo* is unspecified.

info

INTEGER.
=0: successful exit,
> 0: the real or complex part of an element of the matrix *A* is greater than the single-precision overflow threshold; in this case, the content of the part of *sa* determined by *uplo* is unspecified on exit.

Utility Functions and Routines

This section describes LAPACK utility functions and routines. Summary information about these routines is given in the following table:

Table 5-2 LAPACK Utility Routines

Routine Name	Data Types	Description
<i>ilaver</i>		Returns the version of the Lapack library.
<i>ilaenv</i>		Environmental enquiry function which returns values for tuning algorithmic performance.
<i>iparmq</i>		Environmental enquiry function which returns values for tuning algorithmic performance.
<i>ieeeck</i>		Checks if the infinity and NaN arithmetic is safe. Called by <i>ilaenv</i> .
<i>lsame</i>		Tests two characters for equality regardless of case.
<i>lsamen</i>		Tests two character strings for equality regardless of case.
<i>?labad</i>	<i>s, d</i>	Returns the square root of the underflow and overflow thresholds if the exponent-range is very large.

Routine Name	Data Types	Description
<code>?lamch</code>	<code>s, d</code>	Determines machine parameters for floating-point arithmetic.
<code>?lamc1</code>	<code>s, d</code>	Called from <code>?lamc2</code> . Determines machine parameters given by <i>beta</i> , <i>t</i> , <i>rnd</i> , <i>ieee1</i> .
<code>?lamc2</code>	<code>s, d</code>	Used by <code>?lamch</code> . Determines machine parameters specified in its arguments list.
<code>?lamc3</code>	<code>s, d</code>	Called from <code>?lamc1</code> - <code>?lamc5</code> . Intended to force <i>a</i> and <i>b</i> to be stored prior to doing the addition of <i>a</i> and <i>b</i> .
<code>?lamc4</code>	<code>s, d</code>	This is a service routine for <code>?lamc2</code> .
<code>?lamc5</code>	<code>s, d</code>	Called from <code>?lamc2</code> . Attempts to compute the largest machine floating-point number, without overflow.
<code>second/dsecnd</code>		Return user time for a process.
<code>chla_transtype</code>		Translates a BLAST-specified integer constant to the character string specifying a transposition operation.
<code>iladiag</code>		Translates a character string specifying whether a matrix has a unit diagonal or not to the relevant BLAST-specified integer constant.
<code>ilaprec</code>		Translates a character string specifying an intermediate precision to the relevant BLAST-specified integer constant.
<code>ilatrans</code>		Translates a character string specifying a transposition operation to the BLAST-specified integer constant.
<code>ilauplo</code>		Translates a character string specifying an upper- or lower-triangular matrix to the relevant BLAST-specified integer constant.
<code>xerbla</code>		Error handling routine called by LAPACK routines.
<code>xerbla_array</code>		Assists other languages in calling the <code>xerbla</code> function.

ilaver

Returns the version of the LAPACK library.

Syntax

```
call ilaver( vers_major, vers_minor, vers_patch )
```

Description

This routine is declared in `mkl_lapack.fi` for FORTRAN 77 interface and in `mkl_lapack.h` for C interface.

The routine returns the version of the LAPACK library.

Output Parameters

<code>vers_major</code>	INTEGER. Returns the major version of the LAPACK library.
<code>vers_minor</code>	INTEGER. Returns the minor version from the major version of the LAPACK library.
<code>vers_patch</code>	INTEGER. Returns the patch version from the minor version of the LAPACK library.

ilaenv

Environmental enquiry function that returns values for tuning algorithmic performance.

Syntax

```
value = ilaenv( ispec, name, opts, n1, n2, n3, n4 )
```

Description

This function is declared in `mkl_lapack.fi` for FORTRAN 77 interface and in `mkl_lapack.h` for C interface.

The enquiry function `ilaenv` is called from the LAPACK routines to choose problem-dependent parameters for the local environment. See *ispec* below for a description of the parameters.

This version provides a set of parameters that should give good, but not optimal, performance on many of the currently available computers. Users are encouraged to modify this subroutine to set the tuning parameters for their particular machine using the option and problem size information in the arguments.

This routine will not function correctly if it is converted to all lower case. Converting it to all upper case is allowed.

Input Parameters

ispec

INTEGER.

Specifies the parameter to be returned as the value of *ilaenv*:

= 1: the optimal blocksize; if this value is 1, an unblocked algorithm will give the best performance.

= 2: the minimum block size for which the block routine should be used; if the usable block size is less than this value, an unblocked routine should be used.

= 3: the crossover point (in a block routine, for n less than this value, an unblocked routine should be used)

= 4: the number of shifts, used in the nonsymmetric eigenvalue routines (deprecated)

= 5: the minimum column dimension for blocking to be used; rectangular blocks must have dimension at least k -by- m , where k is given by *ilaenv*(2, ...) and m by *ilaenv*(5, ...)

= 6: the crossover point for the SVD (when reducing an m -by- n matrix to bidiagonal form, if $\max(m, n) / \min(m, n)$ exceeds this value, a QR factorization is used first to reduce the matrix to a triangular form.)

= 7: the number of processors

= 8: the crossover point for the multishift QR and QZ methods for nonsymmetric eigenvalue problems (deprecated).

= 9: maximum size of the subproblems at the bottom of the computation tree in the divide-and-conquer algorithm (used by *?gelsd* and *?gesdd*)

=10: ieee NaN arithmetic can be trusted not to trap

=11: infinity arithmetic can be trusted not to trap

	$12 \leq ispec \leq 16$: ?hseqr or one of its subroutines, see iparmq for detailed explanation.
<i>name</i>	CHARACTER* (*). The name of the calling subroutine, in either upper case or lower case.
<i>opts</i>	CHARACTER* (*). The character options to the subroutine <i>name</i> , concatenated into a single character string. For example, <i>uplo</i> = 'U', <i>trans</i> = 'T', and <i>diag</i> = 'N' for a triangular routine would be specified as <i>opts</i> = 'UTN'.
<i>n1, n2, n3, n4</i>	INTEGER. Problem dimensions for the subroutine <i>name</i> ; these may not all be required.

Output Parameters

<i>value</i>	INTEGER. If <i>value</i> ≥ 0 : the value of the parameter specified by <i>ispec</i> ; If <i>value</i> = -k < 0: the k-th argument had an illegal value.
--------------	--

Application Notes

The following conventions have been used when calling *ilaenv* from the LAPACK routines:

1. *opts* is a concatenation of all of the character options to subroutine *name*, in the same order that they appear in the argument list for *name*, even if they are not used in determining the value of the parameter specified by *ispec*.
2. The problem dimensions *n1, n2, n3, n4* are specified in the order that they appear in the argument list for *name*. *n1* is used first, *n2* second, and so on, and unused problem dimensions are passed a value of -1.
3. The parameter value returned by *ilaenv* is checked for validity in the calling subroutine. For example, *ilaenv* is used to retrieve the optimal blocksize for *strtri* as follows:

```
nb = ilaenv( 1, 'strtri', uplo // diag, n, -1, -1, -1 )
if( nb.le.1 ) nb = max( 1, n )
```

Below is an example of `ilaenv` usage in C language:

```
#include <stdio.h>

#include "mkl.h"

int main(void)
{
    int size = 1000;
    int ispec = 1;
    int dummy = -1;

    int blockSize1 = ilaenv(&ispec, "dsytrd", "U", &size, &dummy, &dummy, &dummy);
    int blockSize2 = ilaenv(&ispec, "dormtr", "LUN", &size, &size, &dummy, &dummy);
    printf("DSYTRD blocksize = %d\n", blockSize1);
    printf("DORMTR blocksize = %d\n", blockSize2);
    return 0;
}
```

See Also

- [Utility Functions and Routines](#)
- [?hseqr](#)
- [iparmq](#)

iparmq

Environmental enquiry function which returns values for tuning algorithmic performance.

Syntax

```
value = iparmq( ispec, name, opts, n, ilo, ihi, lwork )
```

Description

This function is declared in `mkl_lapack.fi` for FORTRAN 77 interface and in `mkl_lapack.h` for C interface.

The function sets problem and machine dependent parameters useful for `?hseqr` and its subroutines. It is called whenever `ilaenv` is called with $12 \leq ispec \leq 16$.

Input Parameters

ispec

INTEGER.

Specifies the parameter to be returned as the value of `iparmq`:

= 12: (*inmin*) Matrices of order *nmin* or less are sent directly to `?lahqr`, the implicit double shift QR algorithm. *nmin* must be at least 11.

= 13: (*inwin*) Size of the deflation window. This is best set greater than or equal to the number of simultaneous shifts *ns*. Larger matrices benefit from larger deflation windows.

= 14: (*inibl*) Determines when to stop nibbling and invest in an (expensive) multi-shift QR sweep. If the aggressive early deflation subroutine finds *ld* converged eigenvalues from an order *nw* deflation window and

$ld > (nw * nibble) / 100$, then the next QR sweep is skipped and early deflation is applied immediately to the remaining active diagonal block. Setting `iparmq(ispec=14)=0` causes `TTQRE` to skip a multi-shift QR sweep whenever early deflation finds a converged eigenvalue. Setting `iparmq(ispec=14)` greater than or equal to 100 prevents `TTQRE` from skipping a multi-shift QR sweep.

= 15: (*nshfts*) The number of simultaneous shifts in a multi-shift QR iteration.

= 16: (*iacc22*) `iparmq` is set to 0, 1 or 2 with the following meanings.

0: During the multi-shift QR sweep, `?laqr5` does not accumulate reflections and does not use matrix-matrix multiply to update the far-from-diagonal matrix entries.

1: During the multi-shift QR sweep, `?laqr5` and/or `?laqr3` accumulates reflections and uses matrix-matrix multiply to update the far-from-diagonal matrix entries.

2: During the multi-shift QR sweep, `?laqr5` accumulates reflections and takes advantage of 2-by-2 block structure during matrix-matrix multiplies.

(If `?trrm` is slower than `?gemm`, then `iparmq(ispec=16)=1` may be more efficient than `iparmq(ispec=16)=2` despite the greater level of arithmetic work implied by the latter choice.)

<i>name</i>	CHARACTER* (*). The name of the calling subroutine.
<i>opts</i>	CHARACTER* (*). This is a concatenation of the string arguments to <code>TTQRE</code> .
<i>n</i>	INTEGER. <i>n</i> is the order of the Hessenberg matrix <i>H</i> .
<i>ilo, ihi</i>	INTEGER. It is assumed that <i>H</i> is already upper triangular in rows and columns <code>1:ilo-1</code> and <code>ihi+1:n</code> .
<i>lwork</i>	INTEGER. The amount of workspace available.

Output Parameters

<i>value</i>	INTEGER. If <i>value</i> ≥ 0: the value of the parameter specified by <i>iparmq</i> ; If <i>value</i> = -k < 0: the k-th argument had an illegal value.
--------------	---

Application Notes

The following conventions have been used when calling `ilaenv` from the LAPACK routines:

1. *opts* is a concatenation of all of the character options to subroutine *name*, in the same order that they appear in the argument list for *name*, even if they are not used in determining the value of the parameter specified by *ispec*.
2. The problem dimensions *n1*, *n2*, *n3*, *n4* are specified in the order that they appear in the argument list for *name*. *n1* is used first, *n2* second, and so on, and unused problem dimensions are passed a value of -1.
3. The parameter value returned by `ilaenv` is checked for validity in the calling subroutine. For example, `ilaenv` is used to retrieve the optimal blocksize for `strtri` as follows:

```
nb = ilaenv( 1, 'strtri', uplo // diag, n, -1, -1, -1> )
if( nb.le.1 ) nb = max( 1, n )
```

ieeeck

*Checks if the infinity and NaN arithmetic is safe.
Called by ilaenv.*

Syntax

```
ival = ieeeck( ispec, zero, one )
```

Description

This function is declared in `mkl_lapack.fi` for FORTRAN 77 interface and in `mkl_lapack.h` for C interface.

The function `ieeeck` is called from `ilaenv` to verify that infinity and possibly NaN arithmetic is safe, that is, will not trap.

Input Parameters

<i>ispec</i>	INTEGER. Specifies whether to test just for infinity arithmetic or both for infinity and NaN arithmetic: If <i>ispec</i> = 0: Verify infinity arithmetic only. If <i>ispec</i> = 1: Verify infinity and NaN arithmetic.
<i>zero</i>	REAL. Must contain the value 0.0 This is passed to prevent the compiler from optimizing away this code.
<i>one</i>	REAL. Must contain the value 1.0 This is passed to prevent the compiler from optimizing away this code.

Output Parameters

<i>ival</i>	INTEGER. If <i>ival</i> = 0: Arithmetic failed to produce the correct answers. If <i>ival</i> = 1: Arithmetic produced the correct answers.
-------------	---

lsamen

Tests two character strings for equality regardless of case.

Syntax

```
val = lsamen(n, ca, cb)
```

Description

This function is declared in `mk1_lapack.fi` for FORTRAN 77 interface and in `mk1_lapack.h` for C interface.

This logical function tests if the first n letters of the string `ca` are the same as the first n letters of `cb`, regardless of case. The function `lsamen` returns `.TRUE.` if `ca` and `cb` are equivalent except for case and `.FALSE.` otherwise. `lsamen` also returns `.FALSE.` if `len(ca)` or `len(cb)` is less than n .

Input Parameters

n	INTEGER. The number of characters in <code>ca</code> and <code>cb</code> to be compared.
<code>ca, cb</code>	CHARACTER*(*). Specify two character strings of length at least n to be compared. Only the first n characters of each string will be accessed.

Output Parameters

<code>val</code>	LOGICAL. Result of the comparison.
------------------	------------------------------------

?labad

Returns the square root of the underflow and overflow thresholds if the exponent-range is very large.

Syntax

```
call slabad( small, large )
call dlabad( small, large )
```


Description

This routine is declared in `mk1_lapack.fi` for FORTRAN 77 interface and in `mk1_lapack.h` for C interface.

The routine takes as input the values computed by `slamch/dlamch` for underflow and overflow, and returns the square root of each of these values if the log of *large* is sufficiently large. This subroutine is intended to identify machines with a large exponent range, such as the Crays, and redefine the underflow and overflow limits to be the square roots of the values computed by `?lamch`. This subroutine is needed because `?lamch` does not compensate for poor arithmetic in the upper half of the exponent range, as is found on a Cray.

Input Parameters

<i>small</i>	REAL for <code>slabad</code> DOUBLE PRECISION for <code>dlabad</code> . The underflow threshold as computed by <code>?lamch</code> .
<i>large</i>	REAL for <code>slabad</code> DOUBLE PRECISION for <code>dlabad</code> . The overflow threshold as computed by <code>?lamch</code> .

Output Parameters

<i>small</i>	On exit, if $\log_{10}(\textit{large})$ is sufficiently large, the square root of <i>small</i> , otherwise unchanged.
<i>large</i>	On exit, if $\log_{10}(\textit{large})$ is sufficiently large, the square root of <i>large</i> , otherwise unchanged.

?lamch

Determines machine parameters for floating-point arithmetic.

Syntax

```
val = slamch( cmach )  
val = dlamch( cmach )
```

Description

This routine is declared in `mkl_lapack.fi` for FORTRAN 77 interface and in `mkl_lapack.h` for C interface.

The function `?lamch` determines single precision and double precision machine parameters.

Input Parameters

cmach CHARACTER*1. Specifies the value to be returned by `?lamch`:

- = 'E' or 'e', *val* = *eps*
- = 'S' or 's', *val* = *sfmin*
- = 'B' or 'b', *val* = *base*
- = 'P' or 'p', *val* = *eps***base*
- = 'n' or 'n', *val* = *t*
- = 'R' or 'r', *val* = *rnd*
- = 'm' or 'm', *val* = *emin*
- = 'U' or 'u', *val* = *rmin*
- = 'L' or 'l', *val* = *emax*
- = 'O' or 'o', *val* = *rmax*

where

- eps* = relative machine precision;
- sfmin* = safe minimum, such that $1/sfmin$ does not overflow;
- base* = base of the machine;
- prec* = *eps***base*;
- t* = number of (base) digits in the mantissa;
- rnd* = 1.0 when rounding occurs in addition, 0.0 otherwise;
- emin* = minimum exponent before (gradual) underflow;
- rmin* = $underflow_threshold - base^{*(emin-1)}$;
- emax* = largest exponent before overflow;
- rmax* = $overflow_threshold - (base^{*emax})*(1-eps)$.

Output Parameters

val REAL for `slamch`
 DOUBLE PRECISION for `dlamch`
 Value returned by the function.

?lamc1

Called from ?lamc2. Determines machine parameters given by `beta`, `t`, `rnd`, `ieee1`.

Syntax

```
call slamc1( beta, t, rnd, ieee1 )
call dlamc1( beta, t, rnd, ieee1 )
```

Description

This routine is declared in `mkl_lapack.fi` for FORTRAN 77 interface and in `mkl_lapack.h` for C interface.

The routine `?lamc1` determines machine parameters given by `beta`, `t`, `rnd`, `ieee1`.

Output Parameters

<code>beta</code>	INTEGER. The base of the machine.
<code>t</code>	INTEGER. The number of (<code>beta</code>) digits in the mantissa.
<code>rnd</code>	LOGICAL. Specifies whether proper rounding (<code>rnd = .TRUE.</code>) or chopping (<code>rnd = .FALSE.</code>) occurs in addition. This may not be a reliable guide to the way in which the machine performs its arithmetic.
<code>ieee1</code>	LOGICAL. Specifies whether rounding appears to be done in the <code>ieee</code> 'round to nearest' style.

?lamc2

Used by ?lamch. Determines machine parameters specified in its arguments list.

Syntax

```
call slamc2( beta, t, rnd, eps, emin, rmin, emax, rmax )
call dlamc2( beta, t, rnd, eps, emin, rmin, emax, rmax )
```

Description

This routine is declared in `mkl_lapack.fi` for FORTRAN 77 interface and in `mkl_lapack.h` for C interface.

The routine `?lamc2` determines machine parameters specified in its arguments list.

Output Parameters

<i>beta</i>	INTEGER. The base of the machine.
<i>t</i>	INTEGER. The number of (<i>beta</i>) digits in the mantissa.
<i>rnd</i>	LOGICAL. Specifies whether proper rounding (<i>rnd</i> = .TRUE.) or chopping (<i>rnd</i> = .FALSE.) occurs in addition. This may not be a reliable guide to the way in which the machine performs its arithmetic.
<i>eps</i>	REAL for <code>slamc2</code> DOUBLE PRECISION for <code>dlamc2</code> The smallest positive number such that $fl(1.0 - eps) < 1.0$, where <i>fl</i> denotes the computed value.
<i>emin</i>	INTEGER. The minimum exponent before (gradual) underflow occurs.
<i>rmin</i>	REAL for <code>slamc2</code> DOUBLE PRECISION for <code>dlamc2</code> The smallest normalized number for the machine, given by $base^{emin-1}$, where <i>base</i> is the floating point value of <i>beta</i> .
<i>emax</i>	INTEGER. The maximum exponent before overflow occurs.
<i>rmax</i>	REAL for <code>slamc2</code> DOUBLE PRECISION for <code>dlamc2</code> The largest positive number for the machine, given by $base^{emax(1 - eps)}$, where <i>base</i> is the floating point value of <i>beta</i> .

?lamc3

Called from ?lamc1-?lamc5. Intended to force a and b to be stored prior to doing the addition of a and b .

Syntax

```
val = slamc3( a, b )
```

```
val = dlamc3( a, b )
```

Description

This routine is declared in `mk1_lapack.fi` for FORTRAN 77 interface and in `mk1_lapack.h` for C interface.

The routine is intended to force A and B to be stored prior to doing the addition of A and B , for use in situations where optimizers might hold one of these in a register.

Input Parameters

a, b REAL for `slamc3`
 DOUBLE PRECISION for `dlamc3`
 The values a and b .

Output Parameters

val REAL for `slamc3`
 DOUBLE PRECISION for `dlamc3`
 The result of adding values a and b .

?lamc4

This is a service routine for ?lamc2.

Syntax

```
call slamc4( emin, start, base )
```

```
call dlamc4( emin, start, base )
```

Description

This routine is declared in `mkl_lapack.fi` for FORTRAN 77 interface and in `mkl_lapack.h` for C interface.

This is a service routine for `?lamc2`.

Input Parameters

<i>start</i>	REAL for <code>slamc4</code> DOUBLE PRECISION for <code>dlamc4</code> The starting point for determining <i>emin</i> .
<i>base</i>	INTEGER. The base of the machine.

Output Parameters

<i>emin</i>	INTEGER. The minimum exponent before (gradual) underflow, computed by setting $a = start$ and dividing by <i>base</i> until the previous <i>a</i> can not be recovered.
-------------	---

?lamc5

Called from ?lamc2. Attempts to compute the largest machine floating-point number, without overflow.

Syntax

```
call slamc5( beta, p, emin, ieee, emax, rmax)
call dlamc5( beta, p, emin, ieee, emax, rmax)
```

Description

This routine is declared in `mkl_lapack.fi` for FORTRAN 77 interface and in `mkl_lapack.h` for C interface.

The routine `?lamc5` attempts to compute *rmax*, the largest machine floating-point number, without overflow. It assumes that $emax + abs(emin)$ sum approximately to a power of 2. It will fail on machines where this assumption does not hold, for example, the Cyber 205 (*emin* = -28625, *emax* = 28718). It will also fail if the value supplied for *emin* is too large (that is, too close to zero), probably with overflow.

Input Parameters

<i>beta</i>	INTEGER. The base of floating-point arithmetic.
<i>p</i>	INTEGER. The number of base <i>beta</i> digits in the mantissa of a floating-point value.
<i>emin</i>	INTEGER. The minimum exponent before (gradual) underflow.
<i>ieee</i>	LOGICAL. A logical flag specifying whether or not the arithmetic system is thought to comply with the IEEE standard.

Output Parameters

<i>emax</i>	INTEGER. The largest exponent before overflow.
<i>rmax</i>	REAL for <code>slamc5</code> DOUBLE PRECISION for <code>dlamc5</code> The largest machine floating-point number.

second/dsecnd

Return user time for a process.

Syntax

```
val = second()
val = dsecnd()
```

Description

This routine is declared in `mk1_lapack.fi` for FORTRAN 77 interface and in `mk1_lapack.h` for C interface.

The functions `second/dsecnd` return the user time for a process in seconds. These versions get the time from the system function `etime`. The difference is that `dsecnd` returns the result with double precision.

Output Parameters

<i>val</i>	REAL for <code>second</code> DOUBLE PRECISION for <code>dsecnd</code>
------------	--

User time for a process.

chla_transtype

Translates a BLAST-specified integer constant to the character string specifying a transposition operation.

Syntax

```
val = chla_transtype( trans )
```

Description

This function is declared in `mkl_lapack.fi` for FORTRAN 77 interface and in `mkl_lapack.h` for C interface.

The function `chla_transtype` translates a BLAST-specified integer constant to the character string specifying a transposition operation.

The function returns a `CHARACTER*1`. If the input is not an integer indicating a transposition operator, then `val` is 'X'. Otherwise, the function returns the constant value corresponding to `trans`.

Input Parameters

<code>trans</code>	INTEGER. Specifies the form of the system of equations: If <code>trans</code> = BLAS_NO_TRANS = 111: No transpose. If <code>trans</code> = BLAS_TRANS = 112: Transpose. If <code>trans</code> = BLAS_CONJ_TRANS = 113: Conjugate Transpose.
--------------------	---

Output Parameters

<code>val</code>	CHARACTER*1 Character that specifies a transposition operation.
------------------	--

iladiag

Translates a character string specifying whether a matrix has a unit diagonal to the relevant BLAST-specified integer constant.

Syntax

```
val = iladiag( diag )
```

Description

This function is declared in `mk1_lapack.fi` for FORTRAN 77 interface and in `mk1_lapack.h` for C interface.

The function `iladiag` translates a character string specifying whether a matrix has a unit diagonal or not to the relevant BLAST-specified integer constant.

The function returns an `INTEGER`. If `val < 0`, the input is not a character indicating a unit or non-unit diagonal. Otherwise, the function returns the constant value corresponding to `diag`.

Input Parameters

<code>diag</code>	<code>CHARACTER*1</code> . Specifies the form of the system of equations: If <code>diag = 'N'</code> : <code>A</code> is non-unit triangular. If <code>diag = 'U'</code> : <code>A</code> is unit triangular.
-------------------	--

Output Parameters

<code>val</code>	<code>INTEGER</code> Value returned by the function.
------------------	---

ilaprec

Translates a character string specifying an intermediate precision to the relevant BLAST-specified integer constant.

Syntax

```
val = ilaprec( prec )
```

Description

This function is declared in `mkl_lapack.fi` for FORTRAN 77 interface and in `mkl_lapack.h` for C interface.

The function `ilaprec` translates a character string specifying an intermediate precision to the relevant BLAST-specified integer constant.

The function returns an `INTEGER`. If `val < 0`, the input is not a character indicating a supported intermediate precision. Otherwise, the function returns the constant value corresponding to `prec`.

Input Parameters

<code>prec</code>	<code>CHARACTER*1</code> . Specifies the form of the system of equations: If <code>prec = 'S'</code> : Single. If <code>prec = 'D'</code> : Double. If <code>prec = 'I'</code> : Indigenous. If <code>prec = 'X', 'E'</code> : Extra.
-------------------	--

Output Parameters

<code>val</code>	<code>INTEGER</code> Value returned by the function.
------------------	---

ilatrans

Translates a character string specifying a transposition operation to the BLAST-specified integer constant.

Syntax

```
val = ilatrans( trans )
```

Description

This function is declared in `mkl_lapack.fi` for FORTRAN 77 interface and in `mkl_lapack.h` for C interface.

The function `ilatrans` translates a character string specifying a transposition operation to the BLAST-specified integer constant.

The function returns a `INTEGER`. If `val < 0`, the input is not a character indicating a transposition operator. Otherwise, the function returns the constant value corresponding to `trans`.

Input Parameters

`trans` CHARACTER*1.
 Specifies the form of the system of equations:
 If `trans` = 'N': No transpose.
 If `trans` = 'T': Transpose.
 If `trans` = 'C': Conjugate Transpose.

Output Parameters

`val` INTEGER
 Character that specifies a transposition operation.

ilauplo

Translates a character string specifying an upper- or lower-triangular matrix to the relevant BLAST-specified integer constant.

Syntax

```
val = ilauplo( uplo )
```

Description

This function is declared in `mkl_lapack.fi` for FORTRAN 77 interface and in `mkl_lapack.h` for C interface.

The function `ilauplo` translates a character string specifying an upper- or lower-triangular matrix to the relevant BLAST-specified integer constant.

The function returns an `INTEGER`. If `val < 0`, the input is not a character indicating an upper- or lower-triangular matrix. Otherwise, the function returns the constant value corresponding to `uplo`.

Input Parameters

`diag` CHARACTER.
 Specifies the form of the system of equations:
 If `diag` = 'U': A is upper triangular.

If *diag* = 'L': A is lower triangular.

Output Parameters

<i>val</i>	INTEGER
	Value returned by the function.

xerbla_array

Assists other languages in calling the xerbla function.

Syntax

```
call xerbla_array( sname_array, sname_len, info )
```

Description

This routine is declared in `mkl_lapack.fi` for FORTRAN 77 interface and in `mkl_lapack.h` for C interface.

The routine assists other languages in calling the error handling `xerbla` function. Rather than taking a Fortran string argument as the function name, `xerbla_array` takes an array of single characters along with the array's length. The routine then copies up to 32 characters of that array into a Fortran string and passes that to `xerbla`. If called with a non-positive *sname_len*, the routine will call `xerbla` with a string of all blank characters.

If some macro or other device makes `xerbla_array` available to C99 by a name `lapack_xerbla` and with a common Fortran calling convention, a C99 program could invoke `xerbla` via:

```
{
    int flen = strlen(__func__);
    lapack_xerbla(__func__, &flen, &info);
}
```

Providing `xerbla_array` is not necessary for intercepting LAPACK errors. `xerbla_array` calls `xerbla`.

Output Parameters

<i>sname_array</i>	CHARACTER(1).
	Array, dimension (<i>sname_len</i>). The name of the routine that called <code>xerbla_array</code> .
<i>sname_len</i>	INTEGER.

info

The length of the name in *srname_array*.

INTEGER.

Position of the invalid parameter in the parameter list of the calling routine.

ScaLAPACK Routines

This chapter describes the Intel® Math Kernel Library implementation of routines from the ScaLAPACK package for distributed-memory architectures. Routines are supported for both real and complex dense and band matrices to perform the tasks of solving systems of linear equations, solving linear least-squares problems, eigenvalue and singular value problems, as well as performing a number of related computational tasks.

Intel MKL ScaLAPACK routines are written in FORTRAN 77 with exception of a few utility routines written in C to exploit the IEEE arithmetic. All routines are available in all precision types: single precision, double precision, complex and double complex precision. C declarations of ScaLAPACK routines can be found in the `mk1_scalapack.h` header file.



NOTE. ScaLAPACK routines are provided only with Intel® MKL versions for Linux* and Windows* OSs.

Sections in this chapter include descriptions of ScaLAPACK [computational routines](#) that perform distinct computational tasks, as well as [driver routines](#) for solving standard types of problems in one call.

Generally, ScaLAPACK runs on a network of computers using MPI as a message-passing layer and a set of prebuilt communication subprograms (BLACS), as well as a set of BLAS optimized for the target architecture. Intel MKL version of ScaLAPACK is optimized for Intel® processors. For the detailed system and environment requirements, see *Intel® MKL Release Notes* and *Intel® MKL User's Guide*.

For full reference on ScaLAPACK routines and related information, see [\[SLUG\]](#).

Overview

The model of the computing environment for ScaLAPACK is represented as a one-dimensional array of processes (for operations on band or tridiagonal matrices) or also a two-dimensional process grid (for operations on dense matrices). To use ScaLAPACK, all global matrices or vectors should be distributed on this array or grid prior to calling the ScaLAPACK routines.

ScaLAPACK uses the two-dimensional block-cyclic data distribution as a layout for dense matrix computations. This distribution provides good work balance between available processors, as well as gives the opportunity to use BLAS Level 3 routines for optimal local computations. Information about the data distribution that is required to establish the mapping between each global array and its corresponding process and memory location is contained in the so called *array descriptor* associated with each global array. An example of an array descriptor structure is given in [Table 6-1](#).

Table 6-1 Content of the array descriptor for dense matrices

Array Element #	Name	Definition
1	<i>dtype</i>	Descriptor type (=1 for dense matrices)
2	<i>ctxt</i>	BLACS context handle for the process grid
3	<i>m</i>	Number of rows in the global array
4	<i>n</i>	Number of columns in the global array
5	<i>mb</i>	Row blocking factor
6	<i>nb</i>	Column blocking factor
7	<i>rsrc</i>	Process row over which the first row of the global array is distributed
8	<i>csrc</i>	Process column over which the first column of the global array is distributed
9	<i>lld</i>	Leading dimension of the local array

The number of rows and columns of a global dense matrix that a particular process in a grid receives after data distributing is denoted by $LOC_r()$ and $LOC_c()$, respectively. To compute these numbers, you can use the ScaLAPACK tool routine `numroc`.

After the block-cyclic distribution of global data is done, you may choose to perform an operation on a submatrix of the global matrix A , which is contained in the global subarray $sub(A)$, defined by the following 6 values (for dense matrices):

<i>m</i>	The number of rows of $sub(A)$
<i>n</i>	The number of columns of $sub(A)$
<i>a</i>	A pointer to the local array containing the entire global array A
<i>ia</i>	The row index of $sub(A)$ in the global array
<i>ja</i>	The column index of $sub(A)$ in the global array
<i>desca</i>	The array descriptor for the global array

Routine Naming Conventions

For each routine introduced in this chapter, you can use the ScaLAPACK name. The naming convention for ScaLAPACK routines is similar to that used for LAPACK routines (see [Routine Naming Conventions in Chapter 4](#)). A general rule is that each routine name in ScaLAPACK, which has an LAPACK equivalent, is simply the LAPACK name prefixed by initial letter `p`.

ScaLAPACK names have the structure `p?yyzzz` or `p?yyzz`, which is described below.

The initial letter `p` is a distinctive prefix of ScaLAPACK routines and is present in each such routine.

The second symbol `?` indicates the data type:

s	real, single precision
d	real, double precision
c	complex, single precision
z	complex, double precision

The second and third letters *yy* indicate the matrix type as:

ge	general
gb	general band
gg	a pair of general matrices (for a generalized problem)
dt	general tridiagonal (diagonally dominant-like)
db	general band (diagonally dominant-like)
po	symmetric or Hermitian positive-definite
pb	symmetric or Hermitian positive-definite band
pt	symmetric or Hermitian positive-definite tridiagonal
sy	symmetric
st	symmetric tridiagonal (real)
he	Hermitian
or	orthogonal
tr	triangular (or quasi-triangular)
tz	trapezoidal
un	unitary

For computational routines, the last three letters **zzz** indicate the computation performed and have the same meaning as for LAPACK routines.

For driver routines, the last two letters **zz** or three letters **zzz** have the following meaning:

sv	a <i>simple</i> driver for solving a linear system
svx	an <i>expert</i> driver for solving a linear system
ls	a driver for solving a linear least squares problem
ev	a simple driver for solving a symmetric eigenvalue problem
evx	an expert driver for solving a symmetric eigenvalue problem
svd	a driver for computing a singular value decomposition
gvx	an expert driver for solving a generalized symmetric definite eigenvalue problem

Simple driver here means that the driver just solves the general problem, whereas an *expert* driver is more versatile and can also optionally perform some related computations (such, for example, as refining the solution and computing error bounds after the linear system is solved).

Computational Routines

In the sections that follow, the descriptions of ScaLAPACK computational routines are given. These routines perform distinct computational tasks that can be used for:

- [Solving Systems of Linear Equations](#)
- [Orthogonal Factorizations and LLS Problems](#)
- [Symmetric Eigenproblems](#)
- [Nonsymmetric Eigenproblems](#)
- [Singular Value Decomposition](#)
- [Generalized Symmetric-Definite Eigenproblems](#)

See also the respective [driver routines](#).

Linear Equations

ScaLAPACK supports routines for the systems of equations with the following types of matrices:

- general
- general banded
- general diagonally dominant-like banded (including general tridiagonal)
- symmetric or Hermitian positive-definite
- symmetric or Hermitian positive-definite banded
- symmetric or Hermitian positive-definite tridiagonal

A *diagonally dominant-like* matrix is defined as a matrix for which it is known in advance that pivoting is not required in the *LU* factorization of this matrix.

For the above matrix types, the library includes routines for performing the following computations: *factoring* the matrix; *equilibrating* the matrix; *solving* a system of linear equations; *estimating the condition number* of a matrix; *refining* the solution of linear equations and computing its error bounds; *inverting* the matrix. Note that for some of the listed matrix types only part of the computational routines are provided (for example, routines that refine the solution are not provided for band or tridiagonal matrices). See [Table 6-2](#) for full list of available routines.

To solve a particular problem, you can either call two or more computational routines or call a corresponding [driver routine](#) that combines several tasks in one call. Thus, to solve a system of linear equations with a general matrix, you can first call `p?getrf` (*LU* factorization) and then `p?getrs` (computing the solution). Then, you might wish to call `p?gerfs` to refine the solution and get the error bounds. Alternatively, you can just use the driver routine `p?gesvx` which performs all these tasks in one call.

[Table 6-2](#) lists the ScaLAPACK computational routines for factorizing, equilibrating, and inverting matrices, estimating their condition numbers, solving systems of equations with real matrices, refining the solution, and estimating its error.

Table 6-2 Computational Routines for Systems of Linear Equations

Matrix type, storage scheme	Factorize matrix	Equilibrate matrix	Solve system	Condition number	Estimate error	Invert matrix
general (partial pivoting)	<code>p?getrf</code>	<code>p?geequ</code>	<code>p?getrs</code>	<code>p?gecon</code>	<code>p?gerfs</code>	<code>p?getri</code>
general band (partial pivoting)	<code>p?gbtrf</code>		<code>p?gbtrs</code>			
general band (no pivoting)	<code>p?dbtrf</code>		<code>p?dbtrs</code>			
general tridiagonal (no pivoting)	<code>p?dttrf</code>		<code>p?dttrs</code>			
symmetric/Hermitian positive-definite	<code>p?potrf</code>	<code>p?poequ</code>	<code>p?potrs</code>	<code>p?pocon</code>	<code>p?porfs</code>	<code>p?potri</code>
symmetric/Hermitian positive-definite, band	<code>p?pbtrf</code>		<code>p?pbtrs</code>			
symmetric/Hermitian positive-definite, tridiagonal	<code>p?pttrf</code>		<code>p?pttrs</code>			
triangular			<code>p?trtrs</code>	<code>p?trcon</code>	<code>p?trrfs</code>	<code>p?trtri</code>

In this table ? stands for *s* (single precision real), *d* (double precision real), *c* (single precision complex), or *z* (double precision complex).

Routines for Matrix Factorization

This section describes the ScaLAPACK routines for matrix factorization. The following factorizations are supported:

- LU factorization of general matrices
- LU factorization of diagonally dominant-like matrices
- Cholesky factorization of real symmetric or complex Hermitian positive-definite matrices

You can compute the factorizations using full and band storage of matrices.

p?getrf

Computes the LU factorization of a general m-by-n distributed matrix.

Syntax

```
call psgetrf(m, n, a, ia, ja, desca, ipiv, info)
call pdgetrf(m, n, a, ia, ja, desca, ipiv, info)
call pcgetrf(m, n, a, ia, ja, desca, ipiv, info)
call pzgetrf(m, n, a, ia, ja, desca, ipiv, info)
```

Description

For C interface, this routine is declared in `mkl_scalapack.h` file.

This routine forms the LU factorization of a general m -by- n distributed matrix $\text{sub}(A) = A(ia:ia+n-1, ja:ja+n-1)$ as

$$A = P * L * U$$

where P is a permutation matrix, L is lower triangular with unit diagonal elements (lower trapezoidal if $m > n$) and U is upper triangular (upper trapezoidal if $m < n$). L and U are stored in $\text{sub}(A)$.

The routine uses partial pivoting, with row interchanges.

Input Parameters

m	(global) INTEGER. The number of rows in the distributed submatrix $\text{sub}(A)$; $m \geq 0$.
n	(global) INTEGER. The number of columns in the distributed submatrix $\text{sub}(A)$; $n \geq 0$.
a	(local) REAL for psgetrf DOUBLE PRECISION for pdgetrf COMPLEX for pcgetrf DOUBLE COMPLEX for pzgetrf. Pointer into the local memory to an array of local dimension $(lld_a, LOCc(ja+n-1))$.

	Contains the local pieces of the distributed matrix sub(<i>A</i>) to be factored.
<i>ia, ja</i>	(global) INTEGER. The row and column indices in the global array <i>A</i> indicating the first row and the first column of the submatrix <i>A</i> (<i>ia:ia+n-1, ja:ja+n-1</i>), respectively.
<i>desca</i>	(global and local) INTEGER array, dimension (<i>dlen_</i>). The array descriptor for the distributed matrix <i>A</i> .

Output Parameters

<i>a</i>	Overwritten by local pieces of the factors <i>L</i> and <i>U</i> from the factorization $A = P * L * U$. The unit diagonal elements of <i>L</i> are not stored.
<i>ipiv</i>	(local) INTEGER array. The dimension of <i>ipiv</i> is (<i>LOCr(m_a) + mb_a</i>). This array contains the pivoting information: local row <i>i</i> was interchanged with global row <i>ipiv(i)</i> . This array is tied to the distributed matrix <i>A</i> .
<i>info</i>	(global) INTEGER. If <i>info</i> =0, the execution is successful. <i>info</i> < 0: if the <i>i</i> -th argument is an array and the <i>j</i> -th entry had an illegal value, then <i>info</i> = -(<i>i</i> *100+ <i>j</i>); if the <i>i</i> -th argument is a scalar and had an illegal value, then <i>info</i> = - <i>i</i> . If <i>info</i> = <i>i</i> , <i>u_{ii}</i> is 0. The factorization has been completed, but the factor <i>U</i> is exactly singular. Division by zero will occur if you use the factor <i>U</i> for solving a system of linear equations.

p?gbtrf

Computes the LU factorization of a general *n*-by-*n* banded distributed matrix.

Syntax

```
call psgbtrf(n, bwl, bwu, a, ja, desca, ipiv, af, laf, work, lwork, info)
call pdgbtrf(n, bwl, bwu, a, ja, desca, ipiv, af, laf, work, lwork, info)
```

```
call psgbtrf(n, bwl, bwu, a, ja, desca, ipiv, af, laf, work, lwork, info)
call pzgbtrf(n, bwl, bwu, a, ja, desca, ipiv, af, laf, work, lwork, info)
```

Description

For C interface, this routine is declared in `mk1_scalapack.h` file.

This routine computes the *LU* factorization of a general *n*-by-*n* real/complex banded distributed matrix $A(1:n, ja:ja+n-1)$ using partial pivoting with row interchanges.

The resulting factorization is not the same factorization as returned from the LAPACK routine `?gbtrf`. Additional permutations are performed on the matrix for the sake of parallelism.

The factorization has the form

$$A(1:n, ja:ja+n-1) = P * L * U * Q$$

where *P* and *Q* are permutation matrices, and *L* and *U* are banded lower and upper triangular matrices, respectively. The matrix *Q* represents reordering of columns for the sake of parallelism, while *P* represents reordering of rows for numerical stability using classic partial pivoting.

Input Parameters

<i>n</i>	(global) INTEGER. The number of rows and columns in the distributed submatrix $A(1:n, ja:ja+n-1)$; $n \geq 0$.
<i>bwl</i>	(global) INTEGER. The number of sub-diagonals within the band of <i>A</i> ($0 \leq bwl \leq n-1$).
<i>bwu</i>	(global) INTEGER. The number of super-diagonals within the band of <i>A</i> ($0 \leq bwu \leq n-1$).
<i>a</i>	(local) REAL for psgbtrf DOUBLE PRECISION for pdgbtrf COMPLEX for pcgbtrf DOUBLE COMPLEX for pzgbtrf. Pointer into the local memory to an array of local dimension (<i>lld_a</i> , <i>LOC_c</i> (<i>ja+n-1</i>)) where $lld_a \geq 2*bwl + 2*bwu + 1$.

	Contains the local pieces of the n -by- n distributed banded matrix $A(1:n, ja:ja+n-1)$ to be factored.
<i>ja</i>	(global) INTEGER. The index in the global array <i>A</i> that points to the start of the matrix to be operated on (which may be either all of <i>A</i> or a submatrix of <i>A</i>).
<i>desca</i>	(global and local) INTEGER array, dimension (<i>dlen_</i>). The array descriptor for the distributed matrix <i>A</i> . If <i>desca</i> (<i>dtype_</i>) = 501, then <i>dlen_</i> ≥ 7; else if <i>desca</i> (<i>dtype_</i>) = 1, then <i>dlen_</i> ≥ 9.
<i>laf</i>	(local) INTEGER. The dimension of the array <i>af</i> . Must be <i>laf</i> ≥ (NB+ <i>bwu</i>) * (<i>bwl</i> + <i>bwu</i>) + 6 * (<i>bwl</i> + <i>bwu</i>) * (<i>bwl</i> +2 * <i>bwu</i>) . If <i>laf</i> is not large enough, an error code will be returned and the minimum acceptable size will be returned in <i>af</i> (1).
<i>work</i>	(local) Same type as <i>a</i> . Workspace array of dimension <i>lwork</i> .
<i>lwork</i>	(local or global) INTEGER. The size of the <i>work</i> array (<i>lwork</i> ≥ 1) . If <i>lwork</i> is too small, the minimal acceptable size will be returned in <i>work</i> (1) and an error code is returned.

Output Parameters

<i>a</i>	On exit, this array contains details of the factorization. Note that additional permutations are performed on the matrix, so that the factors returned are different from those returned by LAPACK.
<i>ipiv</i>	(local) INTEGER array. The dimension of <i>ipiv</i> must be ≥ <i>desca</i> (NB) . Contains pivot indices for local factorizations. Note that you <i>should not alter</i> the contents of this array between factorization and solve.
<i>af</i>	(local) REAL for psgbtrf DOUBLE PRECISION for pdgbtrf COMPLEX for pcgbtrf

DOUBLE COMPLEX for pzgbtrf.
 Array, dimension (*laf*).
 Auxiliary Fillin space. Fillin is created during the factorization routine p?gbtrf and this is stored in *af*.
 Note that if a linear system is to be solved using p?gbtrs after the factorization routine, *af* must not be altered after the factorization.

work(1) On exit, *work*(1) contains the minimum value of *lwork* required for optimum performance.

info (global) INTEGER.
 If *info*=0, the execution is successful.
info < 0:
 If the *i*th argument is an array and the *j*th entry had an illegal value, then *info* = -(*i**100+*j*); if the *i*th argument is a scalar and had an illegal value, then *info* = -*i*.
info > 0:
 If *info* = *k* ≤ NPROCS, the submatrix stored on processor *info* and factored locally was not nonsingular, and the factorization was not completed. If *info* = *k* > NPROCS, the submatrix stored on processor *info*-NPROCS representing interactions with other processors was not nonsingular, and the factorization was not completed.

p?dbtrf

Computes the LU factorization of a n-by-n diagonally dominant-like banded distributed matrix.

Syntax

```
call psdbtrf(n, bwl, bwu, a, ja, desca, af, laf, work, lwork, info)
call pddbtrf(n, bwl, bwu, a, ja, desca, af, laf, work, lwork, info)
call pcdbtrf(n, bwl, bwu, a, ja, desca, af, laf, work, lwork, info)
call pzdbtrf(n, bwl, bwu, a, ja, desca, af, laf, work, lwork, info)
```

Description

For C interface, this routine is declared in `mk1_scalapack.h` file.

The routine computes the LU factorization of a n -by- n real/complex diagonally dominant-like banded distributed matrix $A(1:n, ja:ja+n-1)$ without pivoting.

Note that the resulting factorization is not the same factorization as returned from LAPACK. Additional permutations are performed on the matrix for the sake of parallelism.

Input Parameters

n	(global) INTEGER. The number of rows and columns in the distributed submatrix $A(1:n, ja:ja+n-1)$; $n \geq 0$.
bwl	(global) INTEGER. The number of sub-diagonals within the band of A $(0 \leq bwl \leq n-1)$.
bwu	(global) INTEGER. The number of super-diagonals within the band of A $(0 \leq bwu \leq n-1)$.
a	(local) REAL for psdbtrf DOUBLE PRECISION for pddbtrf COMPLEX for pcdbrtf DOUBLE COMPLEX for pzdbtrf. Pointer into the local memory to an array of local dimension $(lld_a, LOCC(ja+n-1))$. Contains the local pieces of the n -by- n distributed banded matrix $A(1:n, ja:ja+n-1)$ to be factored.
ja	(global) INTEGER. The index in the global array A that points to the start of the matrix to be operated on (which may be either all of A or a submatrix of A).
$desca$	(global and local) INTEGER array, dimension $(dlen_)$. The array descriptor for the distributed matrix A . If $desca(dtype_)$ = 501, then $dlen_ \geq 7$; else if $desca(dtype_)$ = 1, then $dlen_ \geq 9$.
laf	(local) INTEGER. The dimension of the array af . Must be $laf \geq NB*(bwl+bwu)+*(\max(bwl,bwu))^2$. If laf is not large enough, an error code will be returned and the minimum acceptable size will be returned in $af(1)$.

<i>work</i>	(local) Same type as <i>a</i> . Workspace array of dimension <i>lwork</i> .
<i>lwork</i>	(local or global) INTEGER. The size of the <i>work</i> array, must be $lwork \geq (\max(bwl, bwu))^2$. If <i>lwork</i> is too small, the minimal acceptable size will be returned in <i>work</i> (1) and an error code is returned.

Output Parameters

<i>a</i>	On exit, this array contains details of the factorization. Note that additional permutations are performed on the matrix, so that the factors returned are different from those returned by LAPACK.
<i>af</i>	<p>(local)</p> <p>REAL for psdbtrf DOUBLE PRECISION for pddbtrf COMPLEX for pcdbrf DOUBLE COMPLEX for pzdbtrf.</p> <p>Array, dimension (<i>laf</i>).</p> <p>Auxiliary Fillin space. Fillin is created during the factorization routine p?dbtrf and this is stored in <i>af</i>.</p> <p>Note that if a linear system is to be solved using p?dbtrs after the factorization routine, <i>af</i> must not be altered after the factorization.</p>
<i>work</i> (1)	On exit, <i>work</i> (1) contains the minimum value of <i>lwork</i> required for optimum performance.
<i>info</i>	<p>(global) INTEGER.</p> <p>If <i>info</i>=0, the execution is successful.</p> <p><i>info</i> < 0:</p> <p>If the <i>i</i>th argument is an array and the <i>j</i>-th entry had an illegal value, then $info = -(i*100+j)$; if the <i>i</i>-th argument is a scalar and had an illegal value, then $info = -i$. <i>info</i> > 0:</p> <p>If $info = k \leq NPROCS$, the submatrix stored on processor <i>info</i> and factored locally was not diagonally dominant-like, and the factorization was not completed. If $info = k >$</p>

NPROCS, the submatrix stored on processor *info*-NPROCS representing interactions with other processors was not nonsingular, and the factorization was not completed.

p?potrf

Computes the Cholesky factorization of a symmetric (Hermitian) positive-definite distributed matrix.

Syntax

```
call pspotrf(uplo, n, a, ia, ja, desca, info)
call pdpotrf(uplo, n, a, ia, ja, desca, info)
call pcpotrf(uplo, n, a, ia, ja, desca, info)
call pzpotrf(uplo, n, a, ia, ja, desca, info)
```

Description

For C interface, this routine is declared in `mkl_scalapack.h` file.

The routine computes the Cholesky factorization of a real symmetric or complex Hermitian positive-definite distributed n -by- n matrix $A(ia:ia+n-1, ja:ja+n-1)$, denoted below as $\text{sub}(A)$.

The factorization has the form

$\text{sub}(A) = U^H * U$ if $\text{uplo} = 'U'$, or

$\text{sub}(A) = L * L^H$ if $\text{uplo} = 'L'$

where L is a lower triangular matrix and U is upper triangular.

Input Parameters

uplo (global) CHARACTER*1.
Indicates whether the upper or lower triangular part of $\text{sub}(A)$ is stored. Must be 'U' or 'L'.
If $\text{uplo} = 'U'$, the array *a* stores the upper triangular part of the matrix $\text{sub}(A)$ that is factored as $U^H * U$.
If $\text{uplo} = 'L'$, the array *a* stores the lower triangular part of the matrix $\text{sub}(A)$ that is factored as $L * L^H$.

<i>n</i>	(global) INTEGER. The order of the distributed submatrix <code>sub(A)</code> ($n \geq 0$).
<i>a</i>	(local) REAL for <code>pspotrf</code> DOUBLE PRECISION for <code>pdpotrf</code> COMPLEX for <code>pcpotrf</code> DOUBLE COMPLEX for <code>pzpotrf</code> . Pointer into the local memory to an array of dimension <code>(lld_a, LOCC(ja+n-1))</code> . On entry, this array contains the local pieces of the n -by- n symmetric/Hermitian distributed matrix <code>sub(A)</code> to be factored. Depending on <code>uplo</code> , the array <i>a</i> contains either the upper or the lower triangular part of the matrix <code>sub(A)</code> (see <code>uplo</code>).
<i>ia, ja</i>	(global) INTEGER. The row and column indices in the global array <i>A</i> indicating the first row and the first column of the submatrix <code>sub(A)</code> , respectively.
<i>desca</i>	(global and local) INTEGER array, dimension <code>(dlen_)</code> . The array descriptor for the distributed matrix <i>A</i> .

Output Parameters

<i>a</i>	The upper or lower triangular part of <i>a</i> is overwritten by the Cholesky factor <i>U</i> or <i>L</i> , as specified by <code>uplo</code> .
<i>info</i>	(global) INTEGER. If <code>info=0</code> , the execution is successful; <code>info < 0</code> : if the <i>i</i> -th argument is an array, and the <i>j</i> -th entry had an illegal value, then <code>info = -(i*100+j)</code> ; if the <i>i</i> -th argument is a scalar and had an illegal value, then <code>info = -i</code> . If <code>info = k > 0</code> , the leading minor of order <i>k</i> , <code>A(ia:ia+k-1, ja:ja+k-1)</code> , is not positive-definite, and the factorization could not be completed.

p?pbtrf

Computes the Cholesky factorization of a symmetric (Hermitian) positive-definite banded distributed matrix.

Syntax

```
call pspbtrf(uplo, n, bw, a, ja, desca, af, laf, work, lwork, info)
call pdpbtrf(uplo, n, bw, a, ja, desca, af, laf, work, lwork, info)
call pcpbtrf(uplo, n, bw, a, ja, desca, af, laf, work, lwork, info)
call pzpbturf(uplo, n, bw, a, ja, desca, af, laf, work, lwork, info)
```

Description

For C interface, this routine is declared in `mk1_scalapack.h` file.

The routine computes the Cholesky factorization of an n -by- n real symmetric or complex Hermitian positive-definite banded distributed matrix $A(1:n, ja:ja+n-1)$.

The resulting factorization is not the same factorization as returned from LAPACK. Additional permutations are performed on the matrix for the sake of parallelism.

The factorization has the form:

$A(1:n, ja:ja+n-1) = P*U^H*P^T$, if `uplo='U'`, or

$A(1:n, ja:ja+n-1) = P*L*L^H*P^T$, if `uplo='L'`,

where P is a permutation matrix and U and L are banded upper and lower triangular matrices, respectively.

Input Parameters

<code>uplo</code>	(global) CHARACTER*1. Must be 'U' or 'L'. If <code>uplo = 'U'</code> , upper triangle of $A(1:n, ja:ja+n-1)$ is stored; If <code>uplo = 'L'</code> , lower triangle of $A(1:n, ja:ja+n-1)$ is stored.
<code>n</code>	(global) INTEGER. The order of the distributed submatrix $A(1:n, ja:ja+n-1)$. ($n \geq 0$).

<i>bw</i>	<p>(global) INTEGER.</p> <p>The number of superdiagonals of the distributed matrix if <i>uplo</i> = 'U', or the number of subdiagonals if <i>uplo</i> = 'L' (<i>bw</i> ≥ 0).</p>
<i>a</i>	<p>(local)</p> <p>REAL for pspbtrf DOUBLE PRECISION for pdpbtrf COMPLEX for pcgbtrf DOUBLE COMPLEX for pzgbtrf.</p> <p>Pointer into the local memory to an array of dimension (<i>lld_a</i>, <i>LOCc</i>(<i>ja</i>+<i>n</i>-1)).</p> <p>On entry, this array contains the local pieces of the upper or lower triangle of the symmetric/Hermitian band distributed matrix <i>A</i>(1:<i>n</i>, <i>ja</i>:<i>ja</i>+<i>n</i>-1) to be factored.</p>
<i>ja</i>	<p>(global) INTEGER. The index in the global array <i>A</i> that points to the start of the matrix to be operated on (which may be either all of <i>A</i> or a submatrix of <i>A</i>).</p>
<i>desca</i>	<p>(global and local) INTEGER array, dimension (<i>dlen_</i>). The array descriptor for the distributed matrix <i>A</i>.</p> <p>If <i>desca</i>(<i>dtype_</i>) = 501, then <i>dlen_</i> ≥ 7; else if <i>desca</i>(<i>dtype_</i>) = 1, then <i>dlen_</i> ≥ 9.</p>
<i>laf</i>	<p>(local) INTEGER. The dimension of the array <i>af</i>.</p> <p>Must be <i>laf</i> ≥ (NB+2*<i>bw</i>)*<i>bw</i>.</p> <p>If <i>laf</i> is not large enough, an error code will be returned and the minimum acceptable size will be returned in <i>af</i>(1).</p>
<i>work</i>	<p>(local) Same type as <i>a</i>. Workspace array of dimension <i>lwork</i>.</p>
<i>lwork</i>	<p>(local or global) INTEGER. The size of the <i>work</i> array, must be <i>lwork</i> ≥ <i>bw</i>².</p>

Output Parameters

<i>a</i>	<p>On exit, if <i>info</i>=0, contains the permuted triangular factor <i>U</i> or <i>L</i> from the Cholesky factorization of the band matrix <i>A</i>(1:<i>n</i>, <i>ja</i>:<i>ja</i>+<i>n</i>-1), as specified by <i>uplo</i>.</p>
----------	--

<i>af</i>	<p>(local)</p> <p>REAL for pspbtrf DOUBLE PRECISION for pdpbtrf COMPLEX for pcpbtrf DOUBLE COMPLEX for pzpbtrf.</p> <p>Array, dimension (<i>laf</i>). Auxiliary Fillin space. Fillin is created during the factorization routine <i>p?pbtrf</i> and this is stored in <i>af</i>. Note that if a linear system is to be solved using <i>p?pbtrs</i> after the factorization routine, <i>af</i> must not be altered.</p>
<i>work</i> (1)	<p>On exit, <i>work</i>(1) contains the minimum value of <i>lwork</i> required for optimum performance.</p>
<i>info</i>	<p>(global) INTEGER.</p> <p>If <i>info</i>=0, the execution is successful.</p> <p><i>info</i> < 0: If the <i>i</i>th argument is an array and the <i>j</i>th entry had an illegal value, then <i>info</i> = $-(i*100+j)$; if the <i>i</i>th argument is a scalar and had an illegal value, then <i>info</i> = $-i$.</p> <p><i>info</i> > 0: If <i>info</i> = $k \leq \text{NPROCS}$, the submatrix stored on processor <i>info</i> and factored locally was not positive definite, and the factorization was not completed. If <i>info</i> = $k > \text{NPROCS}$, the submatrix stored on processor <i>info</i>-NPROCS representing interactions with other processors was not nonsingular, and the factorization was not completed.</p>

p?pttrf

Computes the Cholesky factorization of a symmetric (Hermitian) positive-definite tridiagonal distributed matrix.

Syntax

```
call pspttrf(n, d, e, ja, desca, af, laf, work, lwork, info)
call pdpttrf(n, d, e, ja, desca, af, laf, work, lwork, info)
call pcpttrf(n, d, e, ja, desca, af, laf, work, lwork, info)
```

```
call pzpttrf(n, d, e, ja, desca, af, laf, work, lwork, info)
```

Description

For C interface, this routine is declared in `mkl_scalapack.h` file.

The routine computes the Cholesky factorization of an n -by- n real symmetric or complex hermitian positive-definite tridiagonal distributed matrix $A(1:n, ja:ja+n-1)$.

The resulting factorization is not the same factorization as returned from LAPACK. Additional permutations are performed on the matrix for the sake of parallelism.

The factorization has the form:

$$A(1:n, ja:ja+n-1) = P * L * D * L^H * P^T, \text{ or}$$

$$A(1:n, ja:ja+n-1) = P * U^H * D * U * P^T,$$

where P is a permutation matrix, and U and L are tridiagonal upper and lower triangular matrices, respectively.

Input Parameters

n	(global) INTEGER. The order of the distributed submatrix $A(1:n, ja:ja+n-1)$ ($n \geq 0$).
d, e	(local) REAL for <code>pspttrf</code> DOUBLE PRECISION for <code>pdpttrf</code> COMPLEX for <code>pcpttrf</code> DOUBLE COMPLEX for <code>pzpttrf</code> . Pointers into the local memory to arrays of dimension $(desca(nb_))$ each. On entry, the array d contains the local part of the global vector storing the main diagonal of the distributed matrix A . On entry, the array e contains the local part of the global vector storing the upper diagonal of the distributed matrix A .
ja	(global) INTEGER. The index in the global array A that points to the start of the matrix to be operated on (which may be either all of A or a submatrix of A).

<i>desca</i>	(global and local) INTEGER array, dimension (<i>dlen_</i>). The array descriptor for the distributed matrix <i>A</i> . If <i>desca(dtype_)</i> = 501, then <i>dlen_</i> ≥ 7; else if <i>desca(dtype_)</i> = 1, then <i>dlen_</i> ≥ 9.
<i>laf</i>	(local) INTEGER. The dimension of the array <i>af</i> . Must be <i>laf</i> ≥ NB+2. If <i>laf</i> is not large enough, an error code will be returned and the minimum acceptable size will be returned in <i>af</i> (1).
<i>work</i>	(local) Same type as <i>d</i> and <i>e</i> . Workspace array of dimension <i>lwork</i> .
<i>lwork</i>	(local or global) INTEGER. The size of the <i>work</i> array, must be at least <i>lwork</i> ≥ 8*NPCOL.

Output Parameters

<i>d, e</i>	On exit, overwritten by the details of the factorization.
<i>af</i>	(local) REAL for pspttrf DOUBLE PRECISION for pdpttrf COMPLEX for pcpttrf DOUBLE COMPLEX for pzpttrf. Array, dimension (<i>laf</i>). Auxiliary Fillin space. Fillin is created during the factorization routine <i>p?pttrf</i> and this is stored in <i>af</i> . Note that if a linear system is to be solved using <i>p?pttrs</i> after the factorization routine, <i>af</i> must not be altered.
<i>work</i> (1)	On exit, <i>work</i> (1) contains the minimum value of <i>lwork</i> required for optimum performance.
<i>info</i>	(global) INTEGER. If <i>info</i> =0, the execution is successful. <i>info</i> < 0: If the <i>i</i> -th argument is an array and the <i>j</i> -th entry had an illegal value, then <i>info</i> = -(<i>i</i> *100+ <i>j</i>); if the <i>i</i> -th argument is a scalar and had an illegal value, then <i>info</i> = - <i>i</i> .

info > 0:

If *info* = *k* ≤ NPROCS, the submatrix stored on processor *info* and factored locally was not positive definite, and the factorization was not completed.

If *info* = *k* > NPROCS, the submatrix stored on processor *info*-NPROCS representing interactions with other processors was not nonsingular, and the factorization was not completed.

p?dttrf

Computes the LU factorization of a diagonally dominant-like tridiagonal distributed matrix.

Syntax

```
call psdttrf(n, dl, d, du, ja, desca, af, laf, work, lwork, info)
call pddttrf(n, dl, d, du, ja, desca, af, laf, work, lwork, info)
call pcdttrf(n, dl, d, du, ja, desca, af, laf, work, lwork, info)
call pzdtttrf(n, dl, d, du, ja, desca, af, laf, work, lwork, info)
```

Description

For C interface, this routine is declared in `mkl_scalapack.h` file.

The routine computes the LU factorization of an *n*-by-*n* real/complex diagonally dominant-like tridiagonal distributed matrix *A*(1:*n*, *ja*:*ja*+*n*-1) without pivoting for stability.

The resulting factorization is not the same factorization as returned from LAPACK. Additional permutations are performed on the matrix for the sake of parallelism.

The factorization has the form:

$$A(1:n, ja:ja+n-1) = P * L * U * P^T,$$

where *P* is a permutation matrix, and *L* and *U* are banded lower and upper triangular matrices, respectively.

Input Parameters

<i>n</i>	(global) INTEGER. The number of rows and columns to be operated on, that is, the order of the distributed submatrix $A(1:n, ja:ja+n-1)$ ($n \geq 0$).
<i>dl, d, du</i>	(local) REAL for <code>pspttrf</code> DOUBLE PRECISION for <code>pdpttrf</code> COMPLEX for <code>pcpttrf</code> DOUBLE COMPLEX for <code>pzpttrf</code> . Pointers to the local arrays of dimension $(desca(nb_))$ each. On entry, the array <i>dl</i> contains the local part of the global vector storing the subdiagonal elements of the matrix. Globally, <i>dl</i> (1) is not referenced, and <i>dl</i> must be aligned with <i>d</i> . On entry, the array <i>d</i> contains the local part of the global vector storing the diagonal elements of the matrix. On entry, the array <i>du</i> contains the local part of the global vector storing the super-diagonal elements of the matrix. <i>du</i> (<i>n</i>) is not referenced, and <i>du</i> must be aligned with <i>d</i> .
<i>ja</i>	(global) INTEGER. The index in the global array <i>A</i> that points to the start of the matrix to be operated on (which may be either all of <i>A</i> or a submatrix of <i>A</i>).
<i>desca</i>	(global and local) INTEGER array, dimension $(dlen_)$. The array descriptor for the distributed matrix <i>A</i> . If $desca(dtype_) = 501$, then $dlen_ \geq 7$; else if $desca(dtype_) = 1$, then $dlen_ \geq 9$.
<i>laf</i>	(local) INTEGER. The dimension of the array <i>af</i> . Must be $laf \geq 2*(NB+2)$. If <i>laf</i> is not large enough, an error code will be returned and the minimum acceptable size will be returned in <i>af</i> (1).
<i>work</i>	(local) Same type as <i>d</i> . Workspace array of dimension <i>lwork</i> .
<i>lwork</i>	(local or global) INTEGER. The size of the <i>work</i> array, must be at least $lwork \geq 8*NPCOL$.

Output Parameters

<i>dl, d, du</i>	On exit, overwritten by the information containing the factors of the matrix.
<i>af</i>	<p>(local)</p> <p>REAL for psdtttrf DOUBLE PRECISION for pddtttrf COMPLEX for pcdtttrf DOUBLE COMPLEX for pzdtttrf.</p> <p>Array, dimension (<i>laf</i>).</p> <p>Auxiliary Fillin space. Fillin is created during the factorization routine <i>p?dtttrf</i> and this is stored in <i>af</i>. Note that if a linear system is to be solved using <i>p?dttrs</i> after the factorization routine, <i>af</i> must not be altered.</p>
<i>work(1)</i>	On exit, <i>work(1)</i> contains the minimum value of <i>lwork</i> required for optimum performance.
<i>info</i>	<p>(global) INTEGER.</p> <p>If <i>info</i>=0, the execution is successful.</p> <p><i>info</i> < 0: If the <i>i</i>-th argument is an array and the <i>j</i>-th entry had an illegal value, then <i>info</i> = $-(i*100+j)$; if the <i>i</i>-th argument is a scalar and had an illegal value, then <i>info</i> = $-i$.</p> <p><i>info</i> > 0: If <i>info</i> = $k \leq \text{NPROCS}$, the submatrix stored on processor <i>info</i> and factored locally was not diagonally dominant-like, and the factorization was not completed. If <i>info</i> = $k > \text{NPROCS}$, the submatrix stored on processor <i>info</i>-NPROCS representing interactions with other processors was not nonsingular, and the factorization was not completed.</p>

Routines for Solving Systems of Linear Equations

This section describes the ScaLAPACK routines for solving systems of linear equations. Before calling most of these routines, you need to factorize the matrix of your system of equations (see [Routines for Matrix Factorization](#) in this chapter). However, the factorization is not necessary if your system of equations has a triangular matrix.

p?getrs

Solves a system of distributed linear equations with a general square matrix, using the LU factorization computed by p?getrf.

Syntax

```
call psgetrs(trans, n, nrhs, a, ia, ja, desca, ipiv, b, ib, jb, descb, info)
call pdgetrs(trans, n, nrhs, a, ia, ja, desca, ipiv, b, ib, jb, descb, info)
call pcgetrs(trans, n, nrhs, a, ia, ja, desca, ipiv, b, ib, jb, descb, info)
call pzgetrs(trans, n, nrhs, a, ia, ja, desca, ipiv, b, ib, jb, descb, info)
```

Description

For C interface, this routine is declared in `mkl_scalapack.h` file.

The routine solves a system of distributed linear equations with a general n -by- n distributed matrix $\text{sub}(A) = A(ia:ia+n-1, ja:ja+n-1)$ using the LU factorization computed by `p?getrf`.

The system has one of the following forms specified by *trans*:

$\text{sub}(A) * X = \text{sub}(B)$ (no transpose),

$\text{sub}(A)^T * X = \text{sub}(B)$ (transpose),

$\text{sub}(A)^H * X = \text{sub}(B)$ (conjugate transpose),

where $\text{sub}(B) = B(ib:ib+n-1, jb:jb+nrhs-1)$.

Before calling this routine, you must call `p?getrf` to compute the LU factorization of $\text{sub}(A)$.

Input Parameters

trans (global) CHARACTER*1. Must be 'N' or 'T' or 'C'.
 Indicates the form of the equations:
 If *trans* = 'N', then $\text{sub}(A) * X = \text{sub}(B)$ is solved for X .
 If *trans* = 'T', then $\text{sub}(A)^T * X = \text{sub}(B)$ is solved for X .
 If *trans* = 'C', then $\text{sub}(A)^H * X = \text{sub}(B)$ is solved for X .

<i>n</i>	(global) INTEGER. The number of linear equations; the order of the submatrix $\text{sub}(A)$ ($n \geq 0$).
<i>nrhs</i>	(global) INTEGER. The number of right hand sides; the number of columns of the distributed submatrix $\text{sub}(B)$ ($nrhs \geq 0$).
<i>a, b</i>	(global) REAL for psgetrs DOUBLE PRECISION for pdgetrs COMPLEX for pcgetrs DOUBLE COMPLEX for pzgetrs. Pointers into the local memory to arrays of local dimension $a(lld_a, LOCc(ja+n-1))$ and $b(lld_b, LOCc(jb+nrhs-1))$, respectively. On entry, the array <i>a</i> contains the local pieces of the factors <i>L</i> and <i>U</i> from the factorization $\text{sub}(A) = P * L * U$; the unit diagonal elements of <i>L</i> are not stored. On entry, the array <i>b</i> contains the right hand sides $\text{sub}(B)$.
<i>ia, ja</i>	(global) INTEGER. The row and column indices in the global array <i>A</i> indicating the first row and the first column of the submatrix $\text{sub}(A)$, respectively.
<i>desca</i>	(global and local) INTEGER array, dimension (<i>dlen</i>). The array descriptor for the distributed matrix <i>A</i> .
<i>ipiv</i>	(local) INTEGER array. The dimension of <i>ipiv</i> is $(LOCr(m_a) + mb_a)$. This array contains the pivoting information: local row <i>i</i> of the matrix was interchanged with the global row <i>ipiv</i> (<i>i</i>). This array is tied to the distributed matrix <i>A</i> .
<i>ib, jb</i>	(global) INTEGER. The row and column indices in the global array <i>B</i> indicating the first row and the first column of the submatrix $\text{sub}(B)$, respectively.
<i>descb</i>	(global and local) INTEGER array, dimension (<i>dlen</i>). The array descriptor for the distributed matrix <i>B</i> .

Output Parameters

<i>b</i>	On exit, overwritten by the solution distributed matrix <i>x</i> .
----------	--

info INTEGER. If *info*=0, the execution is successful. *info* < 0:
 If the *i*-th argument is an array and the *j*-th entry had an illegal value, then *info* = $-(i*100+j)$; if the *i*-th argument is a scalar and had an illegal value, then *info* = $-i$.

p?gbtrs

Solves a system of distributed linear equations with a general band matrix, using the LU factorization computed by p?gbtrf.

Syntax

```
call psgbtrs(trans, n, bwl, bwu, nrhs, a, ja, desca, ipiv, b, ib, descb, af,
laf, work, lwork, info)

call pdgbtrs(trans, n, bwl, bwu, nrhs, a, ja, desca, ipiv, b, ib, descb, af,
laf, work, lwork, info)

call pcgbtrs(trans, n, bwl, bwu, nrhs, a, ja, desca, ipiv, b, ib, descb, af,
laf, work, lwork, info)

call pzgbtrs(trans, n, bwl, bwu, nrhs, a, ja, desca, ipiv, b, ib, descb, af,
laf, work, lwork, info)
```

Description

For C interface, this routine is declared in `mk1_scalapack.h` file.

The routine solves a system of distributed linear equations with a general band distributed matrix $\text{sub}(A) = A(1:n, ja:ja+n-1)$ using the LU factorization computed by p?gbtrf.

The system has one of the following forms specified by *trans*:

$\text{sub}(A) * X = \text{sub}(B)$ (no transpose),
 $\text{sub}(A)^T * X = \text{sub}(B)$ (transpose),
 $\text{sub}(A)^H * X = \text{sub}(B)$ (conjugate transpose),
 where $\text{sub}(B) = B(ib:ib+n-1, 1:nrhs)$.

Before calling this routine, you must call p?gbtrf to compute the LU factorization of $\text{sub}(A)$.

Input Parameters

<i>trans</i>	<p>(global) CHARACTER*1. Must be 'N' or 'T' or 'C'.</p> <p>Indicates the form of the equations:</p> <p>If <i>trans</i> = 'N', then $\text{sub}(A) * X = \text{sub}(B)$ is solved for <i>X</i>.</p> <p>If <i>trans</i> = 'T', then $\text{sub}(A)^T * X = \text{sub}(B)$ is solved for <i>X</i>.</p> <p>If <i>trans</i> = 'C', then $\text{sub}(A)^H * X = \text{sub}(B)$ is solved for <i>X</i>.</p>
<i>n</i>	(global) INTEGER. The number of linear equations; the order of the distributed submatrix $\text{sub}(A)$ ($n \geq 0$).
<i>bwl</i>	(global) INTEGER. The number of sub-diagonals within the band of <i>A</i> ($0 \leq bwl \leq n-1$).
<i>bwu</i>	(global) INTEGER. The number of super-diagonals within the band of <i>A</i> ($0 \leq bwu \leq n-1$).
<i>nrhs</i>	<p>(global) INTEGER. The number of right hand sides; the number of columns of the distributed submatrix $\text{sub}(B)$ ($nrhs \geq 0$).</p>
<i>a, b</i>	<p>(global)</p> <p>REAL for psgbtrs DOUBLE PRECISION for pdgbtrs COMPLEX for pcgbtrs DOUBLE COMPLEX for pzgbtrs.</p> <p>Pointers into the local memory to arrays of local dimension $a(lld_a, LOC_c(ja+n-1))$ and $b(lld_b, LOC_c(nrhs))$, respectively.</p> <p>The array <i>a</i> contains details of the <i>LU</i> factorization of the distributed band matrix <i>A</i>.</p> <p>On entry, the array <i>b</i> contains the local pieces of the right hand sides $B(ib:ib+n-1, 1:nrhs)$.</p>
<i>ja</i>	(global) INTEGER. The index in the global array <i>A</i> that points to the start of the matrix to be operated on (which may be either all of <i>A</i> or a submatrix of <i>A</i>).
<i>desca</i>	(global and local) INTEGER array, dimension (<i>dlen_</i>). The array descriptor for the distributed matrix <i>A</i> .

	If $desca(dtype_)$ = 501, then $dlen_ \geq 7$; else if $desca(dtype_)$ = 1, then $dlen_ \geq 9$.
<i>ib</i>	(global) INTEGER. The index in the global array <i>A</i> that points to the start of the matrix to be operated on (which may be either all of <i>A</i> or a submatrix of <i>A</i>).
<i>descb</i>	(global and local) INTEGER array, dimension ($dlen_$). The array descriptor for the distributed matrix <i>A</i> . If $desca(dtype_)$ = 501, then $dlen_ \geq 7$; else if $desca(dtype_)$ = 1, then $dlen_ \geq 9$.
<i>laf</i>	(local) INTEGER. The dimension of the array <i>af</i> . Must be $laf \geq NB*(bwl+bwu)+6*(bwl+bwu)*(bwl+2*bwu)$. If <i>laf</i> is not large enough, an error code will be returned and the minimum acceptable size will be returned in <i>af</i> (1).
<i>work</i>	(local) Same type as <i>a</i> . Workspace array of dimension <i>lwork</i> .
<i>lwork</i>	(local or global) INTEGER. The size of the <i>work</i> array, must be at least $lwork \geq nrhs*(NB+2*bwl+4*bwu)$.

Output Parameters

<i>ipiv</i>	(local) INTEGER array. The dimension of <i>ipiv</i> must be $\geq desca(NB)$. Contains pivot indices for local factorizations. Note that you should not alter the contents of this array between factorization and solve.
<i>b</i>	On exit, overwritten by the local pieces of the solution distributed matrix <i>x</i> .
<i>af</i>	(local) REAL for psgbtrs DOUBLE PRECISION for pdgbtrs COMPLEX for pcgbtrs DOUBLE COMPLEX for pzgbtrs. Array, dimension (<i>laf</i>). Auxiliary Fillin space. Fillin is created during the factorization routine <i>p?gbtrf</i> and this is stored in <i>af</i> .

Note that if a linear system is to be solved using `p?gbtrs` after the factorization routine, `af` must not be altered after the factorization.

`work(1)`

On exit, `work(1)` contains the minimum value of `lwork` required for optimum performance.

`info`

INTEGER. If `info=0`, the execution is successful.

`info < 0`:

If the *i*-th argument is an array and the *j*th entry had an illegal value, then `info = -(i*100+j)`; if the *i*-th argument is a scalar and had an illegal value, then `info = -i`.

p?potrs

Solves a system of linear equations with a Cholesky-factored symmetric/Hermitian distributed positive-definite matrix.

Syntax

```
call pspotrs(uplo, n, nrhs, a, ia, ja, desca, b, ib, jb, descb, info)
call pdpotrs(uplo, n, nrhs, a, ia, ja, desca, b, ib, jb, descb, info)
call pcpotrs(uplo, n, nrhs, a, ia, ja, desca, b, ib, jb, descb, info)
call pzpotrs(uplo, n, nrhs, a, ia, ja, desca, b, ib, jb, descb, info)
```

Description

For C interface, this routine is declared in `mkl_scalapack.h` file.

The routine `p?potrs` solves for *X* a system of distributed linear equations in the form:

$$\text{sub}(A) * X = \text{sub}(B) ,$$

where `sub(A) = A(ia:ia+n-1, ja:ja+n-1)` is an *n*-by-*n* real symmetric or complex Hermitian positive definite distributed matrix, and `sub(B)` denotes the distributed matrix `B(ib:ib+n-1, jb:jb+nrhs-1)`.

This routine uses Cholesky factorization

$$\text{sub}(A) = U^H * U, \text{ or } \text{sub}(A) = L * L^H$$

computed by `p?potrf`.

Input Parameters

<i>uplo</i>	(global) CHARACTER*1. Must be 'U' or 'L'. If <i>uplo</i> = 'U', upper triangle of sub(<i>A</i>) is stored; If <i>uplo</i> = 'L', lower triangle of sub(<i>A</i>) is stored.
<i>n</i>	(global) INTEGER. The order of the distributed submatrix sub(<i>A</i>) ($n \geq 0$).
<i>nrhs</i>	(global) INTEGER. The number of right hand sides; the number of columns of the distributed submatrix sub(<i>B</i>) ($nrhs \geq 0$).
<i>a, b</i>	(local) REAL for pspotrs DOUBLE PRECISION for pdpotrs COMPLEX for pcspotrs DOUBLE COMPLEX for pzpotrs. Pointers into the local memory to arrays of local dimension $a(ll_d_a, LOCC(ja+n-1))$ and $b(ll_d_b, LOCC(jb+nrhs-1))$, respectively. The array <i>a</i> contains the factors <i>L</i> or <i>U</i> from the Cholesky factorization $sub(A) = L^*L^H$ or $sub(A) = U^H*U$, as computed by p?potrf. On entry, the array <i>b</i> contains the local pieces of the right hand sides sub(<i>B</i>).
<i>ia, ja</i>	(global) INTEGER. The row and column indices in the global array <i>A</i> indicating the first row and the first column of the submatrix sub(<i>A</i>), respectively.
<i>desca</i>	(global and local) INTEGER array, dimension (<i>dlen</i>). The array descriptor for the distributed matrix <i>A</i> .
<i>ib, jb</i>	(global) INTEGER. The row and column indices in the global array <i>B</i> indicating the first row and the first column of the submatrix sub(<i>B</i>), respectively.
<i>descb</i>	(global and local) INTEGER array, dimension (<i>dlen</i>). The array descriptor for the distributed matrix <i>B</i> .

Output Parameters

<i>b</i>	Overwritten by the local pieces of the solution matrix <i>x</i> .
<i>info</i>	INTEGER. If <i>info</i> =0, the execution is successful. <i>info</i> < 0: if the <i>i</i> -th argument is an array and the <i>j</i> -th entry had an illegal value, then <i>info</i> = -(<i>i</i> *100+ <i>j</i>) ; if the <i>i</i> -th argument is a scalar and had an illegal value, then <i>info</i> = - <i>i</i> .

p?pbtrs

Solves a system of linear equations with a Cholesky-factored symmetric/Hermitian positive-definite band matrix.

Syntax

```
call pspbtrs( uplo, n, bw, nrhs, a, ja, desca, b, ib, descb, af, laf, work,
             lwork, info)

call pdpbtrs( uplo, n, bw, nrhs, a, ja, desca, b, ib, descb, af, laf, work,
             lwork, info)

call pcpbtrs( uplo, n, bw, nrhs, a, ja, desca, b, ib, descb, af, laf, work,
             lwork, info)

call pzpbttrs( uplo, n, bw, nrhs, a, ja, desca, b, ib, descb, af, laf, work,
              lwork, info)
```

Description

For C interface, this routine is declared in `mk1_scalapack.h` file.

The routine `p?pbtrs` solves for *x* a system of distributed linear equations in the form:

$$\text{sub}(A) * X = \text{sub}(B) ,$$

where $\text{sub}(A) = A(1:n, ja:ja+n-1)$ is an *n*-by-*n* real symmetric or complex Hermitian positive definite distributed band matrix, and $\text{sub}(B)$ denotes the distributed matrix $B(ib:ib+n-1, 1:nrhs)$.

This routine uses Cholesky factorization

$$\text{sub}(A) = P * U^H * U * P^T, \text{ or } \text{sub}(A) = P * L * L^H * P^T$$

computed by `p?pbtrf`.

Input Parameters

<i>uplo</i>	(global) CHARACTER*1. Must be 'U' or 'L'. If <i>uplo</i> = 'U', upper triangle of $\text{sub}(A)$ is stored; If <i>uplo</i> = 'L', lower triangle of $\text{sub}(A)$ is stored.
<i>n</i>	(global) INTEGER. The order of the distributed submatrix $\text{sub}(A)$ ($n \geq 0$).
<i>bw</i>	(global) INTEGER. The number of superdiagonals of the distributed matrix if <i>uplo</i> = 'U', or the number of subdiagonals if <i>uplo</i> = 'L' ($bw \geq 0$).
<i>nrhs</i>	(global) INTEGER. The number of right hand sides; the number of columns of the distributed submatrix $\text{sub}(B)$ ($nrhs \geq 0$).
<i>a, b</i>	(local) REAL for pspbtrs DOUBLE PRECISION for pdpbtrs COMPLEX for pcpbtrs DOUBLE COMPLEX for pzpbtrs. Pointers into the local memory to arrays of local dimension $a(\text{lld_a}, \text{LOCc}(ja+n-1))$ and $b(\text{lld_b}, \text{LOCc}(nrhs-1))$, respectively. The array <i>a</i> contains the permuted triangular factor U or L from the Cholesky factorization $\text{sub}(A) = P*U^H*U*P^T$, or $\text{sub}(A) = P*L*L^H*P^T$ of the band matrix A , as returned by <code>p?pbtrf</code> . On entry, the array <i>b</i> contains the local pieces of the n -by- <i>nrhs</i> right hand side distributed matrix $\text{sub}(B)$.
<i>ja</i>	(global) INTEGER. The index in the global array <i>A</i> that points to the start of the matrix to be operated on (which may be either all of <i>A</i> or a submatrix of <i>A</i>).
<i>desca</i>	(global and local) INTEGER array, dimension (<i>dlen_</i>). The array descriptor for the distributed matrix <i>A</i> . If <i>desca</i> (<i>dtype_</i>) = 501, then <i>dlen_</i> ≥ 7 ; else if <i>desca</i> (<i>dtype_</i>) = 1, then <i>dlen_</i> ≥ 9 .

<i>ib</i>	(global) INTEGER. The row index in the global array <i>B</i> indicating the first row of the submatrix sub(<i>B</i>).
<i>descb</i>	(global and local) INTEGER array, dimension (<i>dlen_</i>). The array descriptor for the distributed matrix <i>B</i> . If <i>descb(dtype_)</i> = 502, then <i>dlen_</i> ≥ 7; else if <i>descb(dtype_)</i> = 1, then <i>dlen_</i> ≥ 9.
<i>af, work</i>	(local) Arrays, same type as <i>a</i> . The array <i>af</i> is of dimension (<i>laf</i>). It contains auxiliary Fillin space. Fillin is created during the factorization routine p?dbtrf and this is stored in <i>af</i> . The array <i>work</i> is a workspace array of dimension <i>lwork</i> .
<i>laf</i>	(local) INTEGER. The dimension of the array <i>af</i> . Must be <i>laf</i> ≥ <i>nrhs</i> * <i>bw</i> . If <i>laf</i> is not large enough, an error code will be returned and the minimum acceptable size will be returned in <i>af</i> (1).
<i>lwork</i>	(local or global) INTEGER. The size of the array <i>work</i> , must be at least <i>lwork</i> ≥ <i>bw</i> ² .

Output Parameters

<i>b</i>	On exit, if <i>info</i> =0, this array contains the local pieces of the <i>n</i> -by- <i>nrhs</i> solution distributed matrix <i>X</i> .
<i>work</i> (1)	On exit, <i>work</i> (1) contains the minimum value of <i>lwork</i> required for optimum performance.
<i>info</i>	INTEGER. If <i>info</i> =0, the execution is successful. <i>info</i> < 0: If the <i>i</i> -th argument is an array and the <i>j</i> -th entry had an illegal value, then <i>info</i> = -(<i>i</i> *100+ <i>j</i>); if the <i>i</i> -th argument is a scalar and had an illegal value, then <i>info</i> = - <i>i</i> .

p?pttrs

Solves a system of linear equations with a symmetric (Hermitian) positive-definite tridiagonal distributed matrix using the factorization computed by p?pttrf.

Syntax

```
call pspttrs(n, nrhs, d, e, ja, desca, b, ib, descb, af, laf, work, lwork,
info)

call pdpttrs(n, nrhs, d, e, ja, desca, b, ib, descb, af, laf, work, lwork,
info)

call pcpttrs(uplo, n, nrhs, d, e, ja, desca, b, ib, descb, af, laf, work,
lwork, info)

call pzpttrs(uplo, n, nrhs, d, e, ja, desca, b, ib, descb, af, laf, work,
lwork, info)
```

Description

For C interface, this routine is declared in `mkl_scalapack.h` file.

The routine `p?pttrs` solves for X a system of distributed linear equations in the form:

$$\text{sub}(A) * X = \text{sub}(B) ,$$

where $\text{sub}(A) = A(1:n, ja:ja+n-1)$ is an n -by- n real symmetric or complex Hermitian positive definite tridiagonal distributed matrix, and $\text{sub}(B)$ denotes the distributed matrix $B(ib:ib+n-1, 1:nrhs)$.

This routine uses the factorization

$$\text{sub}(A) = P * L * D * L^H * P^T, \text{ or } \text{sub}(A) = P * U^H * D * U * P^T$$

computed by `p?pttrf`.

Input Parameters

`uplo` (global, used in complex flavors only)
CHARACTER*1. Must be 'U' or 'L'.
If `uplo` = 'U', upper triangle of $\text{sub}(A)$ is stored;
If `uplo` = 'L', lower triangle of $\text{sub}(A)$ is stored.

<i>n</i>	(global) INTEGER. The order of the distributed submatrix $\text{sub}(A)$ ($n \geq 0$).
<i>nrhs</i>	(global) INTEGER. The number of right hand sides; the number of columns of the distributed submatrix $\text{sub}(B)$ ($nrhs \geq 0$).
<i>d, e</i>	(local) REAL for pspttrs DOUBLE PRECISION for pdpttrs COMPLEX for pcpttrs DOUBLE COMPLEX for pzpttrs. Pointers into the local memory to arrays of dimension $(\text{desca}(nb_))$ each. These arrays contain details of the factorization as returned by p?pttrf
<i>ja</i>	(global) INTEGER. The index in the global array <i>A</i> that points to the start of the matrix to be operated on (which may be either all of <i>A</i> or a submatrix of <i>A</i>).
<i>desca</i>	(global and local) INTEGER array, dimension (<i>dlen_</i>). The array descriptor for the distributed matrix <i>A</i> . If $\text{desca}(dtype_)$ = 501 or 502, then $dlen_ \geq 7$; else if $\text{desca}(dtype_)$ = 1, then $dlen_ \geq 9$.
<i>b</i>	(local) Same type as <i>d, e</i> . Pointer into the local memory to an array of local dimension $b(lld_b, LOCC(nrhs))$. On entry, the array <i>b</i> contains the local pieces of the <i>n</i> -by- <i>nrhs</i> right hand side distributed matrix $\text{sub}(B)$.
<i>ib</i>	(global) INTEGER. The row index in the global array <i>B</i> that points to the first row of the matrix to be operated on (which may be either all of <i>B</i> or a submatrix of <i>B</i>).
<i>descb</i>	(global and local) INTEGER array, dimension (<i>dlen_</i>). The array descriptor for the distributed matrix <i>B</i> . If $\text{descb}(dtype_)$ = 502, then $dlen_ \geq 7$; else if $\text{descb}(dtype_)$ = 1, then $dlen_ \geq 9$.
<i>af, work</i>	(local) REAL for pspttrs

DOUBLE PRECISION for pdpttrs

COMPLEX for pcpttrs

DOUBLE COMPLEX for pzpttrs.

Arrays of dimension (*laf*) and (*lwork*), respectively The array *af* contains auxiliary Fillin space. Fillin is created during the factorization routine *p?pttrf* and this is stored in *af*.

The array *work* is a workspace array.

laf (local) INTEGER. The dimension of the array *af*.

Must be $laf \geq NB+2$.

If *laf* is not large enough, an error code is returned and the minimum acceptable size will be returned in *af*(1).

lwork (local or global) INTEGER. The size of the array *work*, must be at least

$lwork \geq (10+2*\min(100,nrhs))*NPCOL+4*nrhs$.

Output Parameters

b On exit, this array contains the local pieces of the solution distributed matrix *x*.

work(1) On exit, *work*(1) contains the minimum value of *lwork* required for optimum performance.

info INTEGER. If *info*=0, the execution is successful.
info < 0:
 if the *i*-th argument is an array and the *j*-th entry had an illegal value, then $info = -(i*100+j)$;
 if the *i*-th argument is a scalar and had an illegal value, then $info = -i$.

p?dttrs

Solves a system of linear equations with a diagonally dominant-like tridiagonal distributed matrix using the factorization computed by p?dttrf.

Syntax

```
call psdttrs(trans, n, nrhs, dl, d, du, ja, desca, b, ib, descb, af, laf,
work, lwork, info)

call pddttrs(trans, n, nrhs, dl, d, du, ja, desca, b, ib, descb, af, laf,
work, lwork, info)

call pcdttrs(trans, n, nrhs, dl, d, du, ja, desca, b, ib, descb, af, laf,
work, lwork, info)

call pzdttrs(trans, n, nrhs, dl, d, du, ja, desca, b, ib, descb, af, laf,
work, lwork, info)
```

Description

For C interface, this routine is declared in `mkl_scalapack.h` file.

The routine `p?dttrs` solves for X one of the systems of equations:

$$\text{sub}(A) * X = \text{sub}(B),$$

$$(\text{sub}(A))^T * X = \text{sub}(B), \text{ or}$$

$$(\text{sub}(A))^H * X = \text{sub}(B),$$

where $\text{sub}(A) = (1:n, ja:ja+n-1)$; is a diagonally dominant-like tridiagonal distributed matrix, and $\text{sub}(B)$ denotes the distributed matrix $B(ib:ib+n-1, 1:nrhs)$.

This routine uses the LU factorization computed by `p?dttrf`.

Input Parameters

trans (global) CHARACTER*1. Must be 'N' or 'T' or 'C'.
Indicates the form of the equations:
If *trans* = 'N', then $\text{sub}(A) * X = \text{sub}(B)$ is solved for X .
If *trans* = 'T', then $(\text{sub}(A))^T * X = \text{sub}(B)$ is solved for X .

	If $trans = 'C'$, then $(sub(A))^H * X = sub(B)$ is solved for X .
n	(global) INTEGER. The order of the distributed submatrix $sub(A)$ ($n \geq 0$).
$nrhs$	(global) INTEGER. The number of right hand sides; the number of columns of the distributed submatrix $sub(B)$ ($nrhs \geq 0$).
dl, d, du	(local) REAL for psdttrs DOUBLE PRECISION for pddttrs COMPLEX for pcdttrs DOUBLE COMPLEX for pzdttrs. Pointers to the local arrays of dimension $(desca(nb_))$ each. On entry, these arrays contain details of the factorization. Globally, $dl(1)$ and $du(n)$ are not referenced; dl and du must be aligned with d .
ja	(global) INTEGER. The index in the global array A that points to the start of the matrix to be operated on (which may be either all of A or a submatrix of A).
$desca$	(global and local) INTEGER array, dimension $(dlen_)$. The array descriptor for the distributed matrix A . If $desca(dtype_) = 501$ or 502 , then $dlen_ \geq 7$; else if $desca(dtype_) = 1$, then $dlen_ \geq 9$.
b	(local) Same type as d . Pointer into the local memory to an array of local dimension $b(ll_d_b, LOCC(nrhs))$. On entry, the array b contains the local pieces of the n -by- $nrhs$ right hand side distributed matrix $sub(B)$.
ib	(global) INTEGER. The row index in the global array B that points to the first row of the matrix to be operated on (which may be either all of B or a submatrix of B).
$descb$	(global and local) INTEGER array, dimension $(dlen_)$. The array descriptor for the distributed matrix B . If $descb(dtype_) = 502$, then $dlen_ \geq 7$;

af, work else if *descb(dtype_) = 1*, then *dlen_ ≥ 9*.
 (local) REAL for *psdttrs*
 DOUBLE PRECISION for *pddttrs*
 COMPLEX for *pcdttrs*
 DOUBLE COMPLEX for *pzdttrs*.
 Arrays of dimension (*laf*) and (*lwork*), respectively.
 The array *af* contains auxiliary Fillin space. Fillin is created
 during the factorization routine *p?dttrf* and this is stored
 in *af*. If a linear system is to be solved using *p?dttrs* after
 the factorization routine, *af* must not be altered.
 The array *work* is a workspace array.

laf (local) INTEGER. The dimension of the array *af*.
 Must be $laf \geq$
 $NB * (bwl + bwu) + 6 * (bwl + bwu) * (bwl + 2 * bwu)$.
 If *laf* is not large enough, an error code will be returned
 and the minimum acceptable size will be returned in *af*(1).

lwork (local or global) INTEGER. The size of the array *work*, must
 be at least $lwork \geq 10 * NPCOL + 4 * nrhs$.

Output Parameters

b On exit, this array contains the local pieces of the solution
 distributed matrix *x*.

work(1) On exit, *work*(1) contains the minimum value of *lwork*
 required for optimum performance.

info INTEGER. If *info*=0, the execution is successful. *info* <
 0:
 if the *i*-th argument is an array and the *j*-th entry had an
 illegal value, then $info = -(i * 100 + j)$; if the *i*-th
 argument is a scalar and had an illegal value, then $info =$
 $-i$.

p?dbtrs

Solves a system of linear equations with a diagonally dominant-like banded distributed matrix using the factorization computed by p?dbtrf.

Syntax

```
call psdbtrs(trans, n, bwl, bwu, nrhs, a, ja, desca, b, ib, descb, af, laf,
work, lwork, info)

call pddbtrs(trans, n, bwl, bwu, nrhs, a, ja, desca, b, ib, descb, af, laf,
work, lwork, info)

call pcdbtrs(trans, n, bwl, bwu, nrhs, a, ja, desca, b, ib, descb, af, laf,
work, lwork, info)

call pzdbtrs(trans, n, bwl, bwu, nrhs, a, ja, desca, b, ib, descb, af, laf,
work, lwork, info)
```

Description

For C interface, this routine is declared in `mkl_scalapack.h` file.

The routine `p?dbtrs` solves for X one of the systems of equations:

$$\text{sub}(A) * X = \text{sub}(B),$$

$$(\text{sub}(A))^T * X = \text{sub}(B), \text{ or}$$

$$(\text{sub}(A))^H * X = \text{sub}(B),$$

where $\text{sub}(A) = A(1:n, ja:ja+n-1)$ is a diagonally dominant-like banded distributed matrix, and $\text{sub}(B)$ denotes the distributed matrix $B(ib:ib+n-1, 1:nrhs)$.

This routine uses the LU factorization computed by `p?dbtrf`.

Input Parameters

trans (global) CHARACTER*1. Must be 'N' or 'T' or 'C'.
 Indicates the form of the equations:
 If *trans* = 'N', then $\text{sub}(A) * X = \text{sub}(B)$ is solved for X .
 If *trans* = 'T', then $(\text{sub}(A))^T * X = \text{sub}(B)$ is solved for X .

	<p>If $trans = 'C'$, then $(sub(A))^H * X = sub(B)$ is solved for X.</p>
n	<p>(global) INTEGER. The order of the distributed submatrix $sub(A)$ ($n \geq 0$).</p>
bwl	<p>(global) INTEGER. The number of subdiagonals within the band of A</p> <p>($0 \leq bwl \leq n-1$).</p>
bwu	<p>(global) INTEGER. The number of superdiagonals within the band of A</p> <p>($0 \leq bwu \leq n-1$).</p>
$nrhs$	<p>(global) INTEGER. The number of right hand sides; the number of columns of the distributed submatrix $sub(B)$</p> <p>($nrhs \geq 0$).</p>
a, b	<p>(local)</p> <p>REAL for psdbtrs DOUBLE PRECISION for pddbtrs COMPLEX for pcdbtrs DOUBLE COMPLEX for pzdbtrs.</p> <p>Pointers into the local memory to arrays of local dimension $a(lld_a, LOCC(ja+n-1))$ and $b(lld_b, LOCC(nrhs))$, respectively.</p> <p>On entry, the array a contains details of the LU factorization of the band matrix A, as computed by $p?dbtrf$.</p> <p>On entry, the array b contains the local pieces of the right hand side distributed matrix $sub(B)$.</p>
ja	<p>(global) INTEGER. The index in the global array A that points to the start of the matrix to be operated on (which may be either all of A or a submatrix of A).</p>
$desca$	<p>(global and local) INTEGER array, dimension ($dlen_$). The array descriptor for the distributed matrix A.</p> <p>If $desca(dtype_) = 501$, then $dlen_ \geq 7$; else if $desca(dtype_) = 1$, then $dlen_ \geq 9$.</p>

<i>ib</i>	(global) INTEGER. The row index in the global array <i>B</i> that points to the first row of the matrix to be operated on (which may be either all of <i>B</i> or a submatrix of <i>B</i>).
<i>descb</i>	(global and local) INTEGER array, dimension (<i>dlen_</i>). The array descriptor for the distributed matrix <i>B</i> . If <i>descb(dtype_)</i> = 502, then <i>dlen_</i> ≥ 7; else if <i>descb(dtype_)</i> = 1, then <i>dlen_</i> ≥ 9.
<i>af, work</i>	(local) REAL for psdbtrs DOUBLE PRECISION for pddbtrs COMPLEX for pcdbtrs DOUBLE COMPLEX for pzdbtrs. Arrays of dimension (<i>laf</i>) and (<i>lwork</i>), respectively The array <i>af</i> contains auxiliary Fillin space. Fillin is created during the factorization routine p?dbtrf and this is stored in <i>af</i> . The array <i>work</i> is a workspace array.
<i>laf</i>	(local) INTEGER. The dimension of the array <i>af</i> . Must be $laf \geq NB * (bwl + bwu) + 6 * (\max(bwl, bwu))^2$. If <i>laf</i> is not large enough, an error code will be returned and the minimum acceptable size will be returned in <i>af</i> (1).
<i>lwork</i>	(local or global) INTEGER. The size of the array <i>work</i> , must be at least $lwork \geq (\max(bwl, bwu))^2$.

Output Parameters

<i>b</i>	On exit, this array contains the local pieces of the solution distributed matrix <i>X</i> .
<i>work</i> (1)	On exit, <i>work</i> (1) contains the minimum value of <i>lwork</i> required for optimum performance.
<i>info</i>	INTEGER. If <i>info</i> =0, the execution is successful. <i>info</i> < 0:

if the i th argument is an array and the j -th entry had an illegal value, then $info = -(i*100+j)$; if the i -th argument is a scalar and had an illegal value, then $info = -i$.

p?trtrs

Solves a system of linear equations with a triangular distributed matrix.

Syntax

```
call pstrtrs(uplo, trans, diag, n, nrhs, a, ia, ja, desca, b, ib, jb, descb,
info)

call pdtrtrs(uplo, trans, diag, n, nrhs, a, ia, ja, desca, b, ib, jb, descb,
info)

call pctrtrs(uplo, trans, diag, n, nrhs, a, ia, ja, desca, b, ib, jb, descb,
info)

call pztrtrs(uplo, trans, diag, n, nrhs, a, ia, ja, desca, b, ib, jb, descb,
info)
```

Description

For C interface, this routine is declared in `mkl_scalapack.h` file.

The routine solves for X one of the following systems of linear equations:

$$\text{sub}(A) * X = \text{sub}(B),$$

$$(\text{sub}(A))^T * X = \text{sub}(B), \text{ or}$$

$$(\text{sub}(A))^H * X = \text{sub}(B),$$

where $\text{sub}(A) = A(ia:ia+n-1, ja:ja+n-1)$ is a triangular distributed matrix of order n , and $\text{sub}(B)$ denotes the distributed matrix $B(ib:ib+n-1, jb:jb+nrhs-1)$.

A check is made to verify that $\text{sub}(A)$ is nonsingular.

Input Parameters

uplo (global) CHARACTER*1. Must be 'U' or 'L'.
Indicates whether $\text{sub}(A)$ is upper or lower triangular:

If $uplo = 'U'$, then $sub(A)$ is upper triangular.
 If $uplo = 'L'$, then $sub(A)$ is lower triangular.

trans (global) CHARACTER*1. Must be 'N' or 'T' or 'C'.
 Indicates the form of the equations:
 If $trans = 'N'$, then $sub(A) * X = sub(B)$ is solved for X .
 If $trans = 'T'$, then $sub(A)^T * X = sub(B)$ is solved for X .
 If $trans = 'C'$, then $sub(A)^H * X = sub(B)$ is solved for X .

diag (global) CHARACTER*1. Must be 'N' or 'U'.
 If $diag = 'N'$, then $sub(A)$ is not a unit triangular matrix.
 If $diag = 'U'$, then $sub(A)$ is unit triangular.

n (global) INTEGER. The order of the distributed submatrix $sub(A)$ ($n \geq 0$).

nrhs (global) INTEGER. The number of right-hand sides; i.e., the number of columns of the distributed matrix $sub(B)$ ($nrhs \geq 0$).

a, b (local)
 REAL for pstrtrs
 DOUBLE PRECISION for pdtrtrs
 COMPLEX for pctrtrs
 DOUBLE COMPLEX for pztrtrs.
 Pointers into the local memory to arrays of local dimension $a(ll_d_a, LOCC(ja+n-1))$ and $b(ll_d_b, LOCC(jb+nrhs-1))$, respectively.
 The array a contains the local pieces of the distributed triangular matrix $sub(A)$.
 If $uplo = 'U'$, the leading n -by- n upper triangular part of $sub(A)$ contains the upper triangular matrix, and the strictly lower triangular part of $sub(A)$ is not referenced.
 If $uplo = 'L'$, the leading n -by- n lower triangular part of $sub(A)$ contains the lower triangular matrix, and the strictly upper triangular part of $sub(A)$ is not referenced.
 If $diag = 'U'$, the diagonal elements of $sub(A)$ are also not referenced and are assumed to be 1.

	On entry, the array <i>b</i> contains the local pieces of the right hand side distributed matrix $\text{sub}(B)$.
<i>ia, ja</i>	(global) INTEGER. The row and column indices in the global array <i>A</i> indicating the first row and the first column of the submatrix $\text{sub}(A)$, respectively.
<i>desca</i>	(global and local) INTEGER array, dimension (<i>dlen_</i>). The array descriptor for the distributed matrix <i>A</i> .
<i>ib, jb</i>	(global) INTEGER. The row and column indices in the global array <i>B</i> indicating the first row and the first column of the submatrix $\text{sub}(B)$, respectively.
<i>descb</i>	(global and local) INTEGER array, dimension (<i>dlen_</i>). The array descriptor for the distributed matrix <i>B</i> .

Output Parameters

<i>b</i>	On exit, if <i>info</i> =0, $\text{sub}(B)$ is overwritten by the solution matrix <i>X</i> .
<i>info</i>	INTEGER. If <i>info</i> =0, the execution is successful. <i>info</i> < 0: if the <i>i</i> th argument is an array and the <i>j</i> th entry had an illegal value, then <i>info</i> = -(<i>i</i> *100+ <i>j</i>); if the <i>i</i> th argument is a scalar and had an illegal value, then <i>info</i> = - <i>i</i> ; <i>info</i> > 0: if <i>info</i> = <i>i</i> , the <i>i</i> -th diagonal element of $\text{sub}(A)$ is zero, indicating that the submatrix is singular and the solutions <i>x</i> have not been computed.

Routines for Estimating the Condition Number

This section describes the ScaLAPACK routines for estimating the condition number of a matrix. The condition number is used for analyzing the errors in the solution of a system of linear equations. Since the condition number may be arbitrarily large when the matrix is nearly singular, the routines actually compute the *reciprocal* condition number.

p?gecon

Estimates the reciprocal of the condition number of a general distributed matrix in either the 1-norm or the infinity-norm.

Syntax

```
call psgecon( norm, n, a, ia, ja, desca, anorm, rcond, work, lwork, iwork,
             liwork, info)

call pdgecon( norm, n, a, ia, ja, desca, anorm, rcond, work, lwork, iwork,
             liwork, info)

call pcgecon( norm, n, a, ia, ja, desca, anorm, rcond, work, lwork, rwork,
             lrwork, info)

call pzgecon( norm, n, a, ia, ja, desca, anorm, rcond, work, lwork, rwork,
             lrwork, info)
```

Description

For C interface, this routine is declared in `mkl_scalapack.h` file.

The routine estimates the reciprocal of the condition number of a general distributed real/complex matrix $\text{sub}(A) = A(ia:ia+n-1, ja:ja+n-1)$ in either the 1-norm or infinity-norm, using the *LU* factorization computed by [p?getrf](#).

An estimate is obtained for $\|(\text{sub}(A))^{-1}\|$, and the reciprocal of the condition number is computed as

$$rcond = \frac{1}{\|\text{sub}(A)\| \times \|(\text{sub}(A))^{-1}\|}$$

Input Parameters

norm (global) CHARACTER*1. Must be '1' or 'O' or 'I'.
 Specifies whether the 1-norm condition number or the infinity-norm condition number is required.
 If *norm* = '1' or 'O', then the 1-norm is used;
 If *norm* = 'I', then the infinity-norm is used.

<i>n</i>	(global) INTEGER. The order of the distributed submatrix $\text{sub}(A)$ ($n \geq 0$).
<i>a</i>	(local) REAL for psgecon DOUBLE PRECISION for pdgecon COMPLEX for pcgecon DOUBLE COMPLEX for pzgecon. Pointer into the local memory to an array of dimension $a(lld_a, LOCC(ja+n-1))$. The array <i>a</i> contains the local pieces of the factors <i>L</i> and <i>U</i> from the factorization $\text{sub}(A) = P * L * U$; the unit diagonal elements of <i>L</i> are not stored.
<i>ia, ja</i>	(global) INTEGER. The row and column indices in the global array <i>A</i> indicating the first row and the first column of the submatrix $\text{sub}(A)$, respectively.
<i>desca</i>	(global and local) INTEGER array, dimension (<i>dlen_</i>). The array descriptor for the distributed matrix <i>A</i> .
<i>anorm</i>	(global) REAL for single precision flavors, DOUBLE PRECISION for double precision flavors. If <i>norm</i> = '1' or 'O', the 1-norm of the original distributed matrix $\text{sub}(A)$; If <i>norm</i> = 'I', the infinity-norm of the original distributed matrix $\text{sub}(A)$.
<i>work</i>	(local) REAL for psgecon DOUBLE PRECISION for pdgecon COMPLEX for pcgecon DOUBLE COMPLEX for pzgecon. The array <i>work</i> of dimension (<i>lwork</i>) is a workspace array.
<i>lwork</i>	(local or global) INTEGER. The dimension of the array <i>work</i> . For real flavors: <i>lwork</i> must be at least

$$lwork \geq 2*LOCr(n+mod(ia-1,mb_a))+$$

$$2*LOCc(n+mod(ja-1,nb_a))+max(2, max(nb_a*max(1,$$

$$ceil(NPROW-1, NPCOL)),$$

$$LOCc(n+mod(ja-1,nb_a))+nb_a*max(1, ceil(NPCOL-1,$$

$$NPROW))).$$

For complex flavors:

lwork must be at least

$$lwork \geq 2*LOCr(n+mod(ia-1,mb_a))+max(2,$$

$$max(nb_a*ceil(NPROW-1, NPCOL),$$

$$LOCc(n+mod(ja-1,nb_a))+nb_a*ceil(NPCOL-1,$$

$$NPROW))).$$

LOCr and *LOCc* values can be computed using the ScaLAPACK tool function `numroc`; *NPROW* and *NPCOL* can be determined by calling the subroutine `blacs_gridinfo`.

iwork (local) INTEGER. Workspace array, DIMENSION (*liwork*).

Used in real flavors only.

liwork (local or global) INTEGER. The dimension of the array *iwork*; used in real flavors only. Must be at least

$$liwork \geq LOCr(n+mod(ia-1,mb_a)).$$

rwork (local) REAL for `pcgecon`

DOUBLE PRECISION for `pzgecon`

Workspace array, DIMENSION (*lrwork*). Used in complex flavors only.

lrwork (local or global) INTEGER. The dimension of the array *rwork*; used in complex flavors only. Must be at least

$$lrwork \geq 2*LOCc(n+mod(ja-1,nb_a)).$$

Output Parameters

rcond (global) REAL for single precision flavors.

DOUBLE PRECISION for double precision flavors.

The reciprocal of the condition number of the distributed matrix `sub(A)`. See Description.

work(1) On exit, *work*(1) contains the minimum value of *lwork* required for optimum performance.

<code>iwork(1)</code>	On exit, <code>iwork(1)</code> contains the minimum value of <code>liwork</code> required for optimum performance (for real flavors).
<code>rwork(1)</code>	On exit, <code>rwork(1)</code> contains the minimum value of <code>lrwork</code> required for optimum performance (for complex flavors).
<code>info</code>	(global) INTEGER. If <code>info=0</code> , the execution is successful. <code>info < 0</code> : If the <i>i</i> -th argument is an array and the <i>j</i> -th entry had an illegal value, then <code>info = -(i*100+j)</code> ; if the <i>i</i> -th argument is a scalar and had an illegal value, then <code>info = -i</code> .

p?pocon

Estimates the reciprocal of the condition number (in the 1 - norm) of a symmetric / Hermitian positive-definite distributed matrix.

Syntax

```
call pspocon( uplo, n, a, ia, ja, desca, anorm, rcond, work, lwork, iwork,
             liwork, info)

call pdpocon( uplo, n, a, ia, ja, desca, anorm, rcond, work, lwork, iwork,
             liwork, info)

call pcpocon( uplo, n, a, ia, ja, desca, anorm, rcond, work, lwork, rwork,
             lrwork, info)

call pzpocon( uplo, n, a, ia, ja, desca, anorm, rcond, work, lwork, rwork,
             lrwork, info)
```

Description

For C interface, this routine is declared in `mk1_scalapack.h` file.

The routine estimates the reciprocal of the condition number (in the 1 - norm) of a real symmetric or complex Hermitian positive definite distributed matrix $\text{sub}(A) = A(ia:ia+n-1, ja:ja+n-1)$, using the Cholesky factorization $\text{sub}(A) = U^H * U$ or $\text{sub}(A) = L * L^H$ computed by `p?potrf`.

An estimate is obtained for $||(\text{sub}(A))^{-1}||$, and the reciprocal of the condition number is computed as

$$rcond = \frac{1}{\|sub(A)\| \times \|(sub(A))^{-1}\|}$$

Input Parameters

<i>uplo</i>	<p>(global) CHARACTER*1. Must be 'U' or 'L'.</p> <p>Specifies whether the factor stored in sub(A) is upper or lower triangular.</p> <p>If <i>uplo</i> = 'U', sub(A) stores the upper triangular factor U of the Cholesky factorization $sub(A) = U^H * U$.</p> <p>If <i>uplo</i> = 'L', sub(A) stores the lower triangular factor L of the Cholesky factorization $sub(A) = L * L^H$.</p>
<i>n</i>	<p>(global) INTEGER. The order of the distributed submatrix sub(A) ($n \geq 0$).</p>
<i>a</i>	<p>(local)</p> <p>REAL for pspocon</p> <p>DOUBLE PRECISION for pdpocon</p> <p>COMPLEX for pcpocon</p> <p>DOUBLE COMPLEX for pzpocon.</p> <p>Pointer into the local memory to an array of dimension $a(lld_a, LOCC(ja+n-1))$.</p> <p>The array <i>a</i> contains the local pieces of the factors L or U from the Cholesky factorization $sub(A) = U^H * U$, or $sub(A) = L * L^H$, as computed by p?potrf.</p>
<i>ia, ja</i>	<p>(global) INTEGER. The row and column indices in the global array <i>A</i> indicating the first row and the first column of the submatrix sub(A), respectively.</p>
<i>desca</i>	<p>(global and local) INTEGER array, dimension (<i>dlen</i>). The array descriptor for the distributed matrix <i>A</i>.</p>
<i>anorm</i>	<p>(global) REAL for single precision flavors,</p> <p>DOUBLE PRECISION for double precision flavors.</p> <p>The 1-norm of the symmetric/Hermitian distributed matrix sub(A).</p>
<i>work</i>	<p>(local)</p>

	<p>REAL for pspocon DOUBLE PRECISION for pdpocon COMPLEX for pcpocon DOUBLE COMPLEX for pzpocon.</p> <p>The array <i>work</i> of dimension (<i>lwork</i>) is a workspace array.</p>
<i>lwork</i>	<p>(local or global) INTEGER. The dimension of the array <i>work</i>. For real flavors: <i>lwork</i> must be at least</p> $lwork \geq 2*LOCr(n+mod(ia-1,mb_a))+2*LOCc(n+mod(ja-1,nb_a))+\max(2,\max(nb_a*\text{ceil}(NPROW-1,NPCOL),LOCc(n+mod(ja-1,nb_a))+nb_a*\text{ceil}(NPCOL-1,NPROW))).$ <p>For complex flavors: <i>lwork</i> must be at least</p> $lwork \geq 2*LOCr(n+mod(ia-1,mb_a))+\max(2,\max(nb_a*\max(1,\text{ceil}(NPROW-1,NPCOL)),LOCc(n+mod(ja-1,nb_a))+nb_a*\max(1,\text{ceil}(NPCOL-1,NPROW)))).$
<i>iwork</i>	<p>(local) INTEGER. Workspace array, DIMENSION (<i>liwork</i>). Used in real flavors only.</p>
<i>liwork</i>	<p>(local or global) INTEGER. The dimension of the array <i>iwork</i>; used in real flavors only. Must be at least $liwork \geq LOCr(n+mod(ia-1,mb_a))$.</p>
<i>rwork</i>	<p>(local) REAL for pcpocon DOUBLE PRECISION for pzpocon Workspace array, DIMENSION (<i>lrwork</i>). Used in complex flavors only.</p>
<i>lrwork</i>	<p>(local or global) INTEGER. The dimension of the array <i>rwork</i>; used in complex flavors only. Must be at least $lrwork \geq 2*LOCc(n+mod(ja-1,nb_a))$.</p>

Output Parameters

<i>rcond</i>	<p>(global) REAL for single precision flavors. DOUBLE PRECISION for double precision flavors.</p>
--------------	--

	The reciprocal of the condition number of the distributed matrix $\text{sub}(A)$.
<code>work(1)</code>	On exit, <code>work(1)</code> contains the minimum value of <code>lwork</code> required for optimum performance.
<code>iwork(1)</code>	On exit, <code>iwork(1)</code> contains the minimum value of <code>liwork</code> required for optimum performance (for real flavors).
<code>rwork(1)</code>	On exit, <code>rwork(1)</code> contains the minimum value of <code>lrwork</code> required for optimum performance (for complex flavors).
<code>info</code>	(global) INTEGER. If <code>info=0</code> , the execution is successful. <code>info < 0</code> : If the <code>i</code> th argument is an array and the <code>j</code> th entry had an illegal value, then <code>info = -(i*100+j)</code> ; if the <code>i</code> th argument is a scalar and had an illegal value, then <code>info = -i</code> .

p?trcon

Estimates the reciprocal of the condition number of a triangular distributed matrix in either 1-norm or infinity-norm.

Syntax

```
call pstrcon( norm, uplo, diag, n, a, ia, ja, desca, rcond, work, lwork,
iwork, liwork, info)

call pdtrcon( norm, uplo, diag, n, a, ia, ja, desca, rcond, work, lwork,
iwork, liwork, info)

call pctrcon( norm, uplo, diag, n, a, ia, ja, desca, rcond, work, lwork,
rwork, lrwork, info)

call pztrcon( norm, uplo, diag, n, a, ia, ja, desca, rcond, work, lwork,
rwork, lrwork, info)
```

Description

For C interface, this routine is declared in `mkl_scalapack.h` file.

The routine estimates the reciprocal of the condition number of a triangular distributed matrix $\text{sub}(A) = A(ia:ia+n-1, ja:ja+n-1)$, in either the 1-norm or the infinity-norm.

The norm of $\text{sub}(A)$ is computed and an estimate is obtained for $\|(\text{sub}(A))^{-1}\|$, then the reciprocal of the condition number is computed as

$$rcond = \frac{1}{\|\text{sub}(A)\| \times \|(\text{sub}(A))^{-1}\|}$$

Input Parameters

<i>norm</i>	<p>(global) CHARACTER*1. Must be '1' or 'O' or 'I'.</p> <p>Specifies whether the 1-norm condition number or the infinity-norm condition number is required.</p> <p>If <i>norm</i> = '1' or 'O', then the 1-norm is used;</p> <p>If <i>norm</i> = 'I', then the infinity-norm is used.</p>
<i>uplo</i>	<p>(global) CHARACTER*1. Must be 'U' or 'L'.</p> <p>If <i>uplo</i> = 'U', $\text{sub}(A)$ is upper triangular. If <i>uplo</i> = 'L', $\text{sub}(A)$ is lower triangular.</p>
<i>diag</i>	<p>(global) CHARACTER*1. Must be 'N' or 'U'.</p> <p>If <i>diag</i> = 'N', $\text{sub}(A)$ is non-unit triangular. If <i>diag</i> = 'U', $\text{sub}(A)$ is unit triangular.</p>
<i>n</i>	<p>(global) INTEGER. The order of the distributed submatrix $\text{sub}(A)$, ($n \geq 0$).</p>
<i>a</i>	<p>(local)</p> <p>REAL for pstrcon</p> <p>DOUBLE PRECISION for pdtrcon</p> <p>COMPLEX for pctrcon</p> <p>DOUBLE COMPLEX for pztrcon.</p> <p>Pointer into the local memory to an array of dimension $a(lld_a, LOCC(ja+n-1))$.</p> <p>The array <i>a</i> contains the local pieces of the triangular distributed matrix $\text{sub}(A)$.</p> <p>If <i>uplo</i> = 'U', the leading <i>n</i>-by-<i>n</i> upper triangular part of this distributed matrix contains the upper triangular matrix, and its strictly lower triangular part is not referenced.</p>

	<p>If <i>uplo</i> = 'L', the leading <i>n</i>-by-<i>n</i> lower triangular part of this distributed matrix contains the lower triangular matrix, and its strictly upper triangular part is not referenced.</p> <p>If <i>diag</i> = 'U', the diagonal elements of sub(<i>A</i>) are also not referenced and are assumed to be 1.</p>
<i>ia, ja</i>	(global) INTEGER. The row and column indices in the global array <i>A</i> indicating the first row and the first column of the submatrix sub(<i>A</i>), respectively.
<i>desca</i>	(global and local) INTEGER array, dimension (<i>dlen</i> _—). The array descriptor for the distributed matrix <i>A</i> .
<i>work</i>	<p>(local)</p> <p>REAL for pstrcon</p> <p>DOUBLE PRECISION for pdtrcon</p> <p>COMPLEX for pctrcon</p> <p>DOUBLE COMPLEX for pztrcon.</p> <p>The array <i>work</i> of dimension (<i>lwork</i>) is a workspace array.</p>
<i>lwork</i>	<p>(local or global) INTEGER. The dimension of the array <i>work</i>.</p> <p>For real flavors:</p> <p><i>lwork</i> must be at least</p> $lwork \geq 2*LOCr(n+\text{mod}(ia-1,mb_a))+$ $LOCc(n+\text{mod}(ja-1,nb_a))+\max(2,$ $\max(nb_a*\max(1,\text{ceil}(NPROW-1, NPCOL)),$ $LOCc(n+\text{mod}(ja-1,nb_a))+nb_a*\max(1,\text{ceil}(NPCOL-1,$ $NPROW))).$ <p>For complex flavors:</p> <p><i>lwork</i> must be at least</p> $lwork \geq 2*LOCr(n+\text{mod}(ia-1,mb_a))+\max(2,$ $\max(nb_a*\text{ceil}(NPROW-1, NPCOL),$ $LOCc(n+\text{mod}(ja-1,nb_a))+nb_a*\text{ceil}(NPCOL-1,$ $NPROW))).$
<i>iwork</i>	(local) INTEGER. Workspace array, DIMENSION (<i>liwork</i>). Used in real flavors only.
<i>liwork</i>	(local or global) INTEGER. The dimension of the array <i>iwork</i> ; used in real flavors only. Must be at least
	$liwork \geq LOCr(n+\text{mod}(ia-1,mb_a)).$
<i>rwork</i>	(local) REAL for pcpccon

lrwork DOUBLE PRECISION for pzpocon
 Workspace array, DIMENSION (*lrwork*). Used in complex flavors only.
 (local or global) INTEGER. The dimension of the array *rwork*; used in complex flavors only. Must be at least
 $lrwork \geq LOCC(n + \text{mod}(ja-1, nb_a))$.

Output Parameters

rcond (global) REAL for single precision flavors.
 DOUBLE PRECISION for double precision flavors.
 The reciprocal of the condition number of the distributed matrix sub(A).
work(1) On exit, *work*(1) contains the minimum value of *lrwork* required for optimum performance.
iwork(1) On exit, *iwork*(1) contains the minimum value of *liwork* required for optimum performance (for real flavors).
rwork(1) On exit, *rwork*(1) contains the minimum value of *lrwork* required for optimum performance (for complex flavors).
info (global) INTEGER. If *info*=0, the execution is successful.
info < 0:
 If the *i*-th argument is an array and the *j*-th entry had an illegal value, then *info* = $-(i*100+j)$; if the *i*-th argument is a scalar and had an illegal value, then *info* = $-i$.

Refining the Solution and Estimating Its Error

This section describes the ScaLAPACK routines for refining the computed solution of a system of linear equations and estimating the solution error. You can call these routines after factorizing the matrix of the system of equations and computing the solution (see [Routines for Matrix Factorization](#) and [Solving Systems of Linear Equations](#)).

p?gerfs

Improves the computed solution to a system of linear equations and provides error bounds and backward error estimates for the solution.

Syntax

```
call psgerfs(trans, n, nrhs, a, ia, ja, desca, af, iaf, jaf, descaf, ipiv,
b, ib, jb, descb, x, ix, jx, descx, ferr, berr, work, lwork, iwork, liwork,
info)
```

```
call pdgerfs(trans, n, nrhs, a, ia, ja, desca, af, iaf, jaf, descaf, ipiv,
b, ib, jb, descb, x, ix, jx, descx, ferr, berr, work, lwork, iwork, liwork,
info)
```

```
call pcgerfs(trans, n, nrhs, a, ia, ja, desca, af, iaf, jaf, descaf, ipiv,
b, ib, jb, descb, x, ix, jx, descx, ferr, berr, work, lwork, rwork, lrwork,
info)
```

```
call pzgerfs(trans, n, nrhs, a, ia, ja, desca, af, iaf, jaf, descaf, ipiv,
b, ib, jb, descb, x, ix, jx, descx, ferr, berr, work, lwork, rwork, lrwork,
info)
```

Description

For C interface, this routine is declared in `mkl_scalapack.h` file.

The routine improves the computed solution to one of the systems of linear equations

$\text{sub}(A) * \text{sub}(X) = \text{sub}(B),$

$\text{sub}(A)^T * \text{sub}(X) = \text{sub}(B),$ or

$\text{sub}(A)^H * \text{sub}(X) = \text{sub}(B)$ and provides error bounds and backward error estimates for the solution.

Here $\text{sub}(A) = A(ia:ia+n-1, ja:ja+n-1)$, $\text{sub}(B) = B(ib:ib+n-1, jb:jb+nrhs-1)$, and $\text{sub}(X) = X(ix:ix+n-1, jx:jx+nrhs-1)$.

Input Parameters

trans (global) CHARACTER*1. Must be 'N' or 'T' or 'C'.
Specifies the form of the system of equations:

	<p>If $trans = 'N'$, the system has the form $sub(A) * sub(X) = sub(B)$ (No transpose);</p> <p>If $trans = 'T'$, the system has the form $sub(A)^T * sub(X) = sub(B)$ (Transpose);</p> <p>If $trans = 'C'$, the system has the form $sub(A)^H * sub(X) = sub(B)$ (Conjugate transpose).</p>
n	(global) INTEGER. The order of the distributed submatrix $sub(A)$ ($n \geq 0$).
$nrhs$	(global) INTEGER. The number of right-hand sides, i.e., the number of columns of the matrices $sub(B)$ and $sub(X)$ ($nrhs \geq 0$).
a, af, b, x	<p>(local)</p> <p>REAL for psgerfs</p> <p>DOUBLE PRECISION for pdgerfs</p> <p>COMPLEX for pcgerfs</p> <p>DOUBLE COMPLEX for pzgerfs.</p> <p>Pointers into the local memory to arrays of local dimension $a(lld_a, LOCc(ja+n-1))$, $af(lld_af, LOCc(jaf+n-1))$, $b(lld_b, LOCc(jb+nrhs-1))$, and $x(lld_x, LOCc(jx+nrhs-1))$, respectively.</p> <p>The array a contains the local pieces of the distributed matrix $sub(A)$.</p> <p>The array af contains the local pieces of the distributed factors of the matrix $sub(A) = P * L * U$ as computed by p?getrf.</p> <p>The array b contains the local pieces of the distributed matrix of right hand sides $sub(B)$.</p> <p>On entry, the array x contains the local pieces of the distributed solution matrix $sub(X)$.</p>
ia, ja	(global) INTEGER. The row and column indices in the global array A indicating the first row and the first column of the submatrix $sub(A)$, respectively.
$desca$	(global and local) INTEGER array, dimension ($dlen_$). The array descriptor for the distributed matrix A .

<i>iaf, jaf</i>	(global) INTEGER. The row and column indices in the global array <i>AF</i> indicating the first row and the first column of the submatrix <i>sub(AF)</i> , respectively.
<i>descaf</i>	(global and local) INTEGER array, dimension (<i>dlen_</i>). The array descriptor for the distributed matrix <i>AF</i> .
<i>ib, jb</i>	(global) INTEGER. The row and column indices in the global array <i>B</i> indicating the first row and the first column of the submatrix <i>sub(B)</i> , respectively.
<i>descb</i>	(global and local) INTEGER array, dimension (<i>dlen_</i>). The array descriptor for the distributed matrix <i>B</i> .
<i>ix, jx</i>	(global) INTEGER. The row and column indices in the global array <i>X</i> indicating the first row and the first column of the submatrix <i>sub(X)</i> , respectively.
<i>descx</i>	(global and local) INTEGER array, dimension (<i>dlen_</i>). The array descriptor for the distributed matrix <i>X</i> .
<i>ipiv</i>	(local) INTEGER. Array, dimension $LOCr(m_af + mb_af)$. This array contains pivoting information as computed by p?getrf . If <i>ipiv</i> (<i>i</i>)= <i>j</i> , then the local row <i>i</i> was swapped with the global row <i>j</i> . This array is tied to the distributed matrix <i>A</i> .
<i>work</i>	(local) REAL for <i>psgerfs</i> DOUBLE PRECISION for <i>pdgerfs</i> COMPLEX for <i>pcgerfs</i> DOUBLE COMPLEX for <i>pzgerfs</i> . The array <i>work</i> of dimension (<i>lwork</i>) is a workspace array.
<i>lwork</i>	(local or global) INTEGER. The dimension of the array <i>work</i> . For real flavors: <i>lwork</i> must be at least $lwork \geq 3*LOCr(n+mod(ia-1,mb_a))$ For complex flavors: <i>lwork</i> must be at least $lwork \geq 2*LOCr(n+mod(ia-1,mb_a))$

<i>iwork</i>	(local) INTEGER. Workspace array, DIMENSION (<i>liwork</i>). Used in real flavors only.
<i>liwork</i>	(local or global) INTEGER. The dimension of the array <i>iwork</i> ; used in real flavors only. Must be at least $liwork \geq LOCr(n+mod(ib-1,mb_b))$.
<i>rwork</i>	(local) REAL for pcgerfs DOUBLE PRECISION for pzgerfs Workspace array, DIMENSION (<i>lrwork</i>). Used in complex flavors only.
<i>lrwork</i>	(local or global) INTEGER. The dimension of the array <i>rwork</i> ; used in complex flavors only. Must be at least $lrwork \geq LOCr(n+mod(ib-1,mb_b))$.

Output Parameters

<i>x</i>	On exit, contains the improved solution vectors.
<i>ferr</i> , <i>berr</i>	REAL for single precision flavors. DOUBLE PRECISION for double precision flavors. Arrays, dimension $LOCc(jb+nrhs-1)$ each. The array <i>ferr</i> contains the estimated forward error bound for each solution vector of sub(<i>x</i>). If XTRUE is the true solution corresponding to sub(<i>x</i>), <i>ferr</i> is an estimated upper bound for the magnitude of the largest element in $(sub(X) - XTRUE)$ divided by the magnitude of the largest element in sub(<i>x</i>). The estimate is as reliable as the estimate for <i>rcond</i> , and is almost always a slight overestimate of the true error. This array is tied to the distributed matrix <i>x</i> . The array <i>berr</i> contains the component-wise relative backward error of each solution vector (that is, the smallest relative change in any entry of sub(<i>A</i>) or sub(<i>B</i>) that makes sub(<i>x</i>) an exact solution). This array is tied to the distributed matrix <i>x</i> .
<i>work</i> (1)	On exit, <i>work</i> (1) contains the minimum value of <i>lwork</i> required for optimum performance.
<i>iwork</i> (1)	On exit, <i>iwork</i> (1) contains the minimum value of <i>liwork</i> required for optimum performance (for real flavors).

<code>rwork(1)</code>	On exit, <code>rwork(1)</code> contains the minimum value of <code>lwork</code> required for optimum performance (for complex flavors).
<code>info</code>	(global) INTEGER. If <code>info=0</code> , the execution is successful. <code>info < 0</code> : If the <i>i</i> th argument is an array and the <i>j</i> th entry had an illegal value, then <code>info = -(i*100+j)</code> ; if the <i>i</i> -th argument is a scalar and had an illegal value, then <code>info = -i</code> .

p?porfs

Improves the computed solution to a system of linear equations with symmetric/Hermitian positive definite distributed matrix and provides error bounds and backward error estimates for the solution.

Syntax

```
call psporf(s, uplo, n, nrhs, a, ia, ja, desca, af, iaf, jaf, descaf, b, ib,
           jb, descb, x, ix, jx, descx, ferr, berr, work, lwork, iwork, liwork, info)
call pdporfs(s, uplo, n, nrhs, a, ia, ja, desca, af, iaf, jaf, descaf, b, ib,
            jb, descb, x, ix, jx, descx, ferr, berr, work, lwork, iwork, liwork, info)
call pcporf(s, uplo, n, nrhs, a, ia, ja, desca, af, iaf, jaf, descaf, b, ib,
           jb, descb, x, ix, jx, descx, ferr, berr, work, lwork, rwork, lrwork, info)
call pzporfs(s, uplo, n, nrhs, a, ia, ja, desca, af, iaf, jaf, descaf, b, ib,
           jb, descb, x, ix, jx, descx, ferr, berr, work, lwork, rwork, lrwork, info)
```

Description

For C interface, this routine is declared in `mkl_scalapack.h` file.

The routine `p?porfs` improves the computed solution to the system of linear equations

$$\text{sub}(A) * \text{sub}(X) = \text{sub}(B),$$

where $\text{sub}(A) = A(\text{ia}:\text{ia}+\text{n}-1, \text{ja}:\text{ja}+\text{n}-1)$ is a real symmetric or complex Hermitian positive definite distributed matrix and

$$\text{sub}(B) = B(\text{ib}:\text{ib}+\text{n}-1, \text{jb}:\text{jb}+\text{nrhs}-1),$$

$$\text{sub}(X) = X(\text{ix}:\text{ix}+\text{n}-1, \text{jx}:\text{jx}+\text{nrhs}-1)$$

are right-hand side and solution submatrices, respectively. This routine also provides error bounds and backward error estimates for the solution.

Input Parameters

<i>uplo</i>	<p>(global) CHARACTER*1. Must be 'U' or 'L'.</p> <p>Specifies whether the upper or lower triangular part of the symmetric/Hermitian matrix sub(<i>A</i>) is stored.</p> <p>If <i>uplo</i> = 'U', sub(<i>A</i>) is upper triangular. If <i>uplo</i> = 'L', sub(<i>A</i>) is lower triangular.</p>
<i>n</i>	<p>(global) INTEGER. The order of the distributed matrix sub(<i>A</i>) ($n \geq 0$).</p>
<i>nrhs</i>	<p>(global) INTEGER. The number of right-hand sides, i.e., the number of columns of the matrices sub(<i>B</i>) and sub(<i>X</i>) ($nrhs \geq 0$).</p>
<i>a, af, b, x</i>	<p>(local)</p> <p>REAL for psporfs DOUBLE PRECISION for pdporfs COMPLEX for pcporfs DOUBLE COMPLEX for pzporfs.</p> <p>Pointers into the local memory to arrays of local dimension <i>a</i>(<i>lld_a</i>, <i>LOCc</i>(<i>ja</i>+<i>n</i>-1)), <i>af</i>(<i>lld_af</i>, <i>LOCc</i>(<i>ja</i>+<i>n</i>-1)), <i>b</i>(<i>lld_b</i>, <i>LOCc</i>(<i>jb</i>+<i>nrhs</i>-1)), and <i>x</i>(<i>lld_x</i>, <i>LOCc</i>(<i>jx</i>+<i>nrhs</i>-1)), respectively.</p> <p>The array <i>a</i> contains the local pieces of the <i>n</i>-by-<i>n</i> symmetric/Hermitian distributed matrix sub(<i>A</i>).</p> <p>If <i>uplo</i> = 'U', the leading <i>n</i>-by-<i>n</i> upper triangular part of sub(<i>A</i>) contains the upper triangular part of the matrix, and its strictly lower triangular part is not referenced.</p> <p>If <i>uplo</i> = 'L', the leading <i>n</i>-by-<i>n</i> lower triangular part of sub(<i>A</i>) contains the lower triangular part of the distributed matrix, and its strictly upper triangular part is not referenced.</p> <p>The array <i>af</i> contains the factors <i>L</i> or <i>U</i> from the Cholesky factorization $\text{sub}(A) = L * L^H$ or $\text{sub}(A) = U^H * U$, as computed by p?potrf.</p> <p>On entry, the array <i>b</i> contains the local pieces of the distributed matrix of right hand sides sub(<i>B</i>).</p>

	On entry, the array x contains the local pieces of the solution vectors $\text{sub}(x)$.
ia, ja	(global) INTEGER. The row and column indices in the global array A indicating the first row and the first column of the submatrix $\text{sub}(A)$, respectively.
$desca$	(global and local) INTEGER array, dimension $(dlen_)$. The array descriptor for the distributed matrix A .
iaf, jaf	(global) INTEGER. The row and column indices in the global array AF indicating the first row and the first column of the submatrix $\text{sub}(AF)$, respectively.
$descaf$	(global and local) INTEGER array, dimension $(dlen_)$. The array descriptor for the distributed matrix AF .
ib, jb	(global) INTEGER. The row and column indices in the global array B indicating the first row and the first column of the submatrix $\text{sub}(B)$, respectively.
$descb$	(global and local) INTEGER array, dimension $(dlen_)$. The array descriptor for the distributed matrix B .
ix, jx	(global) INTEGER. The row and column indices in the global array x indicating the first row and the first column of the submatrix $\text{sub}(x)$, respectively.
$descx$	(global and local) INTEGER array, dimension $(dlen_)$. The array descriptor for the distributed matrix x .
$work$	(local) REAL for psporfs DOUBLE PRECISION for pdporfs COMPLEX for pcporfs DOUBLE COMPLEX for pzporfs. The array $work$ of dimension $(lwork)$ is a workspace array.
$lwork$	(local) INTEGER. The dimension of the array $work$. For real flavors: $lwork$ must be at least $lwork \geq 3*LOCr(n+\text{mod}(ia-1,mb_a))$ For complex flavors: $lwork$ must be at least $lwork \geq 2*LOCr(n+\text{mod}(ia-1,mb_a))$

<i>iwork</i>	(local) INTEGER. Workspace array, DIMENSION (<i>liwork</i>). Used in real flavors only.
<i>liwork</i>	(local or global) INTEGER. The dimension of the array <i>iwork</i> ; used in real flavors only. Must be at least $liwork \geq LOCr(n+\text{mod}(ib-1,mb_b))$.
<i>rwork</i>	(local) REAL for pcporfs DOUBLE PRECISION for pzpors Workspace array, DIMENSION (<i>lrwork</i>). Used in complex flavors only.
<i>lrwork</i>	(local or global) INTEGER. The dimension of the array <i>rwork</i> ; used in complex flavors only. Must be at least $lrwork \geq LOCr(n+\text{mod}(ib-1,mb_b))$.

Output Parameters

<i>x</i>	On exit, contains the improved solution vectors.
<i>ferr</i> , <i>berr</i>	REAL for single precision flavors. DOUBLE PRECISION for double precision flavors. Arrays, dimension $LOCc(jb+nrhs-1)$ each. The array <i>ferr</i> contains the estimated forward error bound for each solution vector of sub(<i>x</i>). If XTRUE is the true solution corresponding to sub(<i>x</i>), <i>ferr</i> is an estimated upper bound for the magnitude of the largest element in $(\text{sub}(X) - XTRUE)$ divided by the magnitude of the largest element in $\text{sub}(X)$. The estimate is as reliable as the estimate for <i>rcond</i> , and is almost always a slight overestimate of the true error. This array is tied to the distributed matrix <i>x</i> . The array <i>berr</i> contains the component-wise relative backward error of each solution vector (that is, the smallest relative change in any entry of sub(<i>A</i>) or sub(<i>B</i>) that makes sub(<i>x</i>) an exact solution). This array is tied to the distributed matrix <i>x</i> .
<i>work</i> (1)	On exit, <i>work</i> (1) contains the minimum value of <i>lwork</i> required for optimum performance.
<i>iwork</i> (1)	On exit, <i>iwork</i> (1) contains the minimum value of <i>liwork</i> required for optimum performance (for real flavors).

`rwork(1)` On exit, `rwork(1)` contains the minimum value of `lrwork` required for optimum performance (for complex flavors).

`info` (global) INTEGER. If `info=0`, the execution is successful.
`info < 0`:
 If the i -th argument is an array and the j -th entry had an illegal value, then `info = -(i*100+j)`; if the i -th argument is a scalar and had an illegal value, then `info = -i`.

p?trrfs

Provides error bounds and backward error estimates for the solution to a system of linear equations with a distributed triangular coefficient matrix.

Syntax

```
call pstrrfs(uplo, trans, diag, n, nrhs, a, ia, ja, desca, b, ib, jb, descb,
x, ix, jx, descx, ferr, berr, work, lwork, iwork, liwork, info)

call pdtrrfs(uplo, trans, diag, n, nrhs, a, ia, ja, desca, b, ib, jb, descb,
x, ix, jx, descx, ferr, berr, work, lwork, iwork, liwork, info)

call pctrfs(uplo, trans, diag, n, nrhs, a, ia, ja, desca, b, ib, jb, descb,
x, ix, jx, descx, ferr, berr, work, lwork, rwork, lrwork, info)

call pztrrfs(uplo, trans, diag, n, nrhs, a, ia, ja, desca, b, ib, jb, descb,
x, ix, jx, descx, ferr, berr, work, lwork, rwork, lrwork, info)
```

Description

For C interface, this routine is declared in `mkl_scalapack.h` file.

The routine `p?trrfs` provides error bounds and backward error estimates for the solution to one of the systems of linear equations

$$\text{sub}(A) * \text{sub}(X) = \text{sub}(B),$$

$$\text{sub}(A)^T * \text{sub}(X) = \text{sub}(B), \text{ or}$$

$$\text{sub}(A)^H * \text{sub}(X) = \text{sub}(B),$$

where $\text{sub}(A) = A(ia:ia+n-1, ja:ja+n-1)$ is a triangular matrix,

$\text{sub}(B) = B(ib:ib+n-1, jb:jb+nrhs-1)$, and
 $\text{sub}(X) = X(ix:ix+n-1, jx:jx+nrhs-1)$.

The solution matrix X must be computed by `p?trtrs` or some other means before entering this routine. The routine `p?trrfs` does not do iterative refinement because doing so cannot improve the backward error.

Input Parameters

<i>uplo</i>	(global) CHARACTER*1. Must be 'U' or 'L'. If <i>uplo</i> = 'U', $\text{sub}(A)$ is upper triangular. If <i>uplo</i> = 'L', $\text{sub}(A)$ is lower triangular.
<i>trans</i>	(global) CHARACTER*1. Must be 'N' or 'T' or 'C'. Specifies the form of the system of equations: If <i>trans</i> = 'N', the system has the form $\text{sub}(A) * \text{sub}(X) = \text{sub}(B)$ (No transpose); If <i>trans</i> = 'T', the system has the form $\text{sub}((A)^T * \text{sub}(X) = \text{sub}(B)$ (Transpose); If <i>trans</i> = 'C', the system has the form $\text{sub}(A)^H * \text{sub}(X) = \text{sub}(B)$ (Conjugate transpose).
<i>diag</i>	CHARACTER*1. Must be 'N' or 'U'. If <i>diag</i> = 'N', then $\text{sub}(A)$ is non-unit triangular. If <i>diag</i> = 'U', then $\text{sub}(A)$ is unit triangular.
<i>n</i>	(global) INTEGER. The order of the distributed matrix $\text{sub}(A)$ ($n \geq 0$).
<i>nrhs</i>	(global) INTEGER. The number of right-hand sides, that is, the number of columns of the matrices $\text{sub}(B)$ and $\text{sub}(X)$ ($nrhs \geq 0$).
<i>a, b, x</i>	(local) REAL for <code>pstrrfs</code> DOUBLE PRECISION for <code>pdtrrfs</code> COMPLEX for <code>pctrfs</code> DOUBLE COMPLEX for <code>pztrrfs</code> . Pointers into the local memory to arrays of local dimension $a(lld_a, LOCC(ja+n-1))$, $b(lld_b, LOCC(jb+nrhs-1))$, and $x(lld_x, LOCC(jx+nrhs-1))$, respectively.

The array *a* contains the local pieces of the original triangular distributed matrix $\text{sub}(A)$.

If *uplo* = 'U', the leading *n*-by-*n* upper triangular part of $\text{sub}(A)$ contains the upper triangular part of the matrix, and its strictly lower triangular part is not referenced.

If *uplo* = 'L', the leading *n*-by-*n* lower triangular part of $\text{sub}(A)$ contains the lower triangular part of the distributed matrix, and its strictly upper triangular part is not referenced.

If *diag* = 'U', the diagonal elements of $\text{sub}(A)$ are also not referenced and are assumed to be 1.

On entry, the array *b* contains the local pieces of the distributed matrix of right hand sides $\text{sub}(B)$.

On entry, the array *x* contains the local pieces of the solution vectors $\text{sub}(X)$.

<i>ia, ja</i>	(global) INTEGER. The row and column indices in the global array <i>A</i> indicating the first row and the first column of the submatrix $\text{sub}(A)$, respectively.
<i>desca</i>	(global and local) INTEGER array, dimension (<i>dlen</i> _—). The array descriptor for the distributed matrix <i>A</i> .
<i>ib, jb</i>	(global) INTEGER. The row and column indices in the global array <i>B</i> indicating the first row and the first column of the submatrix $\text{sub}(B)$, respectively.
<i>descb</i>	(global and local) INTEGER array, dimension (<i>dlen</i> _—). The array descriptor for the distributed matrix <i>B</i> .
<i>ix, jx</i>	(global) INTEGER. The row and column indices in the global array <i>X</i> indicating the first row and the first column of the submatrix $\text{sub}(X)$, respectively.
<i>descx</i>	(global and local) INTEGER array, dimension (<i>dlen</i> _—). The array descriptor for the distributed matrix <i>X</i> .
<i>work</i>	(local) REAL for pstrrfs DOUBLE PRECISION for pdtrrfs COMPLEX for pctrfs DOUBLE COMPLEX for pztrfs. The array <i>work</i> of dimension (<i>lwork</i>) is a workspace array.

<i>lwork</i>	<p>(local) INTEGER. The dimension of the array <i>work</i>. For real flavors: <i>lwork</i> must be at least $lwork \geq 3*LOCr(n+mod(ia-1,mb_a))$ For complex flavors: <i>lwork</i> must be at least $lwork \geq 2*LOCr(n+mod(ia-1,mb_a))$</p>
<i>iwork</i>	<p>(local) INTEGER. Workspace array, DIMENSION (<i>liwork</i>). Used in real flavors only.</p>
<i>liwork</i>	<p>(local or global) INTEGER. The dimension of the array <i>iwork</i>; used in real flavors only. Must be at least $liwork \geq LOCr(n+mod(ib-1,mb_b))$.</p>
<i>rwork</i>	<p>(local) REAL for pctrdfs DOUBLE PRECISION for pztrdfs Workspace array, DIMENSION (<i>lrwork</i>). Used in complex flavors only.</p>
<i>lrwork</i>	<p>(local or global) INTEGER. The dimension of the array <i>rwork</i>; used in complex flavors only. Must be at least $lrwork \geq LOCr(n+mod(ib-1,mb_b))$.</p>

Output Parameters

<i>ferr</i> , <i>berr</i>	<p>REAL for single precision flavors. DOUBLE PRECISION for double precision flavors. Arrays, dimension $LOCc(jb+nrhs-1)$ each. The array <i>ferr</i> contains the estimated forward error bound for each solution vector of sub(<i>x</i>). If XTRUE is the true solution corresponding to sub(<i>x</i>), <i>ferr</i> is an estimated upper bound for the magnitude of the largest element in (sub(<i>x</i>) - XTRUE) divided by the magnitude of the largest element in sub(<i>x</i>). The estimate is as reliable as the estimate for <i>rcond</i>, and is almost always a slight overestimate of the true error. This array is tied to the distributed matrix <i>x</i>.</p>
---------------------------	---

	The array <i>berr</i> contains the component-wise relative backward error of each solution vector (that is, the smallest relative change in any entry of $\text{sub}(A)$ or $\text{sub}(B)$ that makes $\text{sub}(X)$ an exact solution). This array is tied to the distributed matrix <i>X</i> .
<i>work</i> (1)	On exit, <i>work</i> (1) contains the minimum value of <i>lwork</i> required for optimum performance.
<i>iwork</i> (1)	On exit, <i>iwork</i> (1) contains the minimum value of <i>liwork</i> required for optimum performance (for real flavors).
<i>rwork</i> (1)	On exit, <i>rwork</i> (1) contains the minimum value of <i>lrwork</i> required for optimum performance (for complex flavors).
<i>info</i>	(global) INTEGER. If <i>info</i> =0, the execution is successful. <i>info</i> < 0: If the <i>i</i> -th argument is an array and the <i>j</i> -th entry had an illegal value, then <i>info</i> = $-(i*100+j)$; if the <i>i</i> -th argument is a scalar and had an illegal value, then <i>info</i> = $-i$.

Routines for Matrix Inversion

This sections describes ScaLAPACK routines that compute the inverse of a matrix based on the previously obtained factorization. Note that it is not recommended to solve a system of equations $Ax = b$ by first computing A^{-1} and then forming the matrix-vector product $x = A^{-1}b$. Call a solver routine instead (see [Solving Systems of Linear Equations](#)); this is more efficient and more accurate.

p?getri

Computes the inverse of a LU-factored distributed matrix.

Syntax

```
call psgetri(n, a, ia, ja, desca, ipiv, work, lwork, iwork, liwork, info)
call pdgetri(n, a, ia, ja, desca, ipiv, work, lwork, iwork, liwork, info)
call pcgetri(n, a, ia, ja, desca, ipiv, work, lwork, iwork, liwork, info)
call pzgetri(n, a, ia, ja, desca, ipiv, work, lwork, iwork, liwork, info)
```

Description

For C interface, this routine is declared in `mk1_scalapack.h` file.

The routine computes the inverse of a general distributed matrix $\text{sub}(A) = A(ia:ia+n-1, ja:ja+n-1)$ using the LU factorization computed by `p?getrf`. This method inverts U and then computes the inverse of $\text{sub}(A)$ by solving the system

$$\text{inv}(\text{sub}(A)) * L = \text{inv}(U)$$

for $\text{inv}(\text{sub}(A))$.

Input Parameters

<i>n</i>	(global) INTEGER. The number of rows and columns to be operated on, that is, the order of the distributed submatrix $\text{sub}(A)$ ($n \geq 0$).
<i>a</i>	(local) REAL for <code>psgetri</code> DOUBLE PRECISION for <code>pdgetri</code> COMPLEX for <code>pcgetri</code> DOUBLE COMPLEX for <code>pzgetri</code> . Pointer into the local memory to an array of local dimension $a(lld_a, LOCC(ja+n-1))$. On entry, the array <i>a</i> contains the local pieces of the L and U obtained by the factorization $\text{sub}(A) = P * L * U$ computed by <code>p?getrf</code> .
<i>ia, ja</i>	(global) INTEGER. The row and column indices in the global array <i>A</i> indicating the first row and the first column of the submatrix $\text{sub}(A)$, respectively.
<i>desca</i>	(global and local) INTEGER array, dimension (<i>dlen_</i>). The array descriptor for the distributed matrix <i>A</i> .
<i>work</i>	(local) REAL for <code>psgetri</code> DOUBLE PRECISION for <code>pdgetri</code> COMPLEX for <code>pcgetri</code> DOUBLE COMPLEX for <code>pzgetri</code> . The array <i>work</i> of dimension (<i>lwork</i>) is a workspace array.
<i>lwork</i>	(local) INTEGER. The dimension of the array <i>work</i> . <i>lwork</i> must be at least

lwork $\geq \text{LOCr}(n + \text{mod}(ia-1, mb_a)) * nb_a$.
 The array *work* is used to keep at most an entire column block of sub(*A*).

iwork (local) INTEGER. Workspace array used for physically transposing the pivots, DIMENSION (*liwork*).

liwork (local or global) INTEGER. The dimension of the array *iwork*. The minimal value *liwork* of is determined by the following code:

```

if NPROW == NPCOL then
    liwork = LOCc(n_a + mod(ja-1, nb_a)) + nb_a
else
    liwork = LOCc(n_a + mod(ja-1, nb_a)) +
    max(ceil(ceil(LOCr(m_a)/mb_a)/(lcm/NPROW)), nb_a)
end if

```

where *lcm* is the least common multiple of process rows and columns (NPROW and NPCOL).

Output Parameters

ipiv (local) INTEGER.
 Array, dimension ($\text{LOCr}(m_a) + mb_a$).
 This array contains the pivoting information.
 If *ipiv*(*i*)=*j*, then the local row *i* was swapped with the global row *j*.
 This array is tied to the distributed matrix *A*.

work(1) On exit, *work*(1) contains the minimum value of *lwork* required for optimum performance.

iwork(1) On exit, *iwork*(1) contains the minimum value of *liwork* required for optimum performance.

info (global) INTEGER. If *info*=0, the execution is successful.
info < 0:

If the i -th argument is an array and the j -th entry had an illegal value, then $info = -(i*100+j)$; if the i -th argument is a scalar and had an illegal value, then $info = -i$.

$info > 0$:

If $info = i$, $U(i,i)$ is exactly zero. The factorization has been completed, but the factor U is exactly singular, and division by zero will occur if it is used to solve a system of equations.

p?potri

Computes the inverse of a symmetric/Hermitian positive definite distributed matrix.

Syntax

```
call pspotri(uplo, n, a, ia, ja, desca, info)
call pdpotri(uplo, n, a, ia, ja, desca, info)
call pcpotri(uplo, n, a, ia, ja, desca, info)
call pzpotri(uplo, n, a, ia, ja, desca, info)
```

Description

For C interface, this routine is declared in `mkl_scalapack.h` file.

The routine computes the inverse of a real symmetric or complex Hermitian positive definite distributed matrix $sub(A) = A(ia:ia+n-1, ja:ja+n-1)$ using the Cholesky factorization $sub(A) = U^H * U$ or $sub(A) = L * L^H$ computed by `p?potrf`.

Input Parameters

uplo (global) CHARACTER*1. Must be 'U' or 'L'.
Specifies whether the upper or lower triangular part of the symmetric/Hermitian matrix $sub(A)$ is stored.
If *uplo* = 'U', upper triangle of $sub(A)$ is stored. If *uplo* = 'L', lower triangle of $sub(A)$ is stored.

<i>n</i>	(global) INTEGER. The number of rows and columns to be operated on, that is, the order of the distributed submatrix $\text{sub}(A)$ ($n \geq 0$).
<i>a</i>	(local) REAL for pspotri DOUBLE PRECISION for pdpotri COMPLEX for pcpotri DOUBLE COMPLEX for pzpotri. Pointer into the local memory to an array of local dimension $a(\text{lld_a}, \text{LOCc}(ja+n-1))$. On entry, the array <i>a</i> contains the local pieces of the triangular factor <i>U</i> or <i>L</i> from the Cholesky factorization $\text{sub}(A) = U^H * U$, or $\text{sub}(A) = L * L^H$, as computed by p?potrf.
<i>ia, ja</i>	(global) INTEGER. The row and column indices in the global array <i>A</i> indicating the first row and the first column of the submatrix $\text{sub}(A)$, respectively.
<i>desca</i>	(global and local) INTEGER array, dimension (<i>dlen_</i>). The array descriptor for the distributed matrix <i>A</i> .

Output Parameters

<i>a</i>	On exit, overwritten by the local pieces of the upper or lower triangle of the (symmetric/Hermitian) inverse of $\text{sub}(A)$.
<i>info</i>	(global) INTEGER. If <i>info</i> =0, the execution is successful. <i>info</i> < 0: If the <i>i</i> -th argument is an array and the <i>j</i> -th entry had an illegal value, then $\text{info} = -(i*100+j)$; if the <i>i</i> -th argument is a scalar and had an illegal value, then $\text{info} = -i$. <i>info</i> > 0: If $\text{info} = i$, the (<i>i</i> , <i>i</i>) element of the factor <i>U</i> or <i>L</i> is zero, and the inverse could not be computed.

p?trtri

Computes the inverse of a triangular distributed matrix.

Syntax

```
call pstrtri(uplo, diag, n, a, ia, ja, desca, info)
call pdtrtri(uplo, diag, n, a, ia, ja, desca, info)
call pctrtri(uplo, diag, n, a, ia, ja, desca, info)
call pztrtri(uplo, diag, n, a, ia, ja, desca, info)
```

Description

For C interface, this routine is declared in `mkl_scalapack.h` file.

The routine computes the inverse of a real or complex upper or lower triangular distributed matrix $\text{sub}(A) = A(ia:ia+n-1, ja:ja+n-1)$.

Input Parameters

<i>uplo</i>	(global) CHARACTER*1. Must be 'U' or 'L'. Specifies whether the distributed matrix $\text{sub}(A)$ is upper or lower triangular. If <i>uplo</i> = 'U', $\text{sub}(A)$ is upper triangular. If <i>uplo</i> = 'L', $\text{sub}(A)$ is lower triangular.
<i>diag</i>	CHARACTER*1. Must be 'N' or 'U'. Specifies whether or not the distributed matrix $\text{sub}(A)$ is unit triangular. If <i>diag</i> = 'N', then $\text{sub}(A)$ is non-unit triangular. If <i>diag</i> = 'U', then $\text{sub}(A)$ is unit triangular.
<i>n</i>	(global) INTEGER. The number of rows and columns to be operated on, that is, the order of the distributed submatrix $\text{sub}(A)$ ($n \geq 0$).
<i>a</i>	(local) REAL for pstrtri DOUBLE PRECISION for pdtrtri COMPLEX for pctrtri DOUBLE COMPLEX for pztrtri.

Pointer into the local memory to an array of local dimension
 $a(lld_a, LOCC(ja+n-1))$.

The array a contains the local pieces of the triangular distributed matrix $\text{sub}(A)$.

If $uplo = 'U'$, the leading n -by- n upper triangular part of $\text{sub}(A)$ contains the upper triangular matrix to be inverted, and the strictly lower triangular part of $\text{sub}(A)$ is not referenced.

If $uplo = 'L'$, the leading n -by- n lower triangular part of $\text{sub}(A)$ contains the lower triangular matrix, and the strictly upper triangular part of $\text{sub}(A)$ is not referenced.

ia, ja

(global) INTEGER. The row and column indices in the global array A indicating the first row and the first column of the submatrix $\text{sub}(A)$, respectively.

$desca$

(global and local) INTEGER array, dimension $(dlen_)$. The array descriptor for the distributed matrix A .

Output Parameters

a

On exit, overwritten by the (triangular) inverse of the original matrix.

$info$

(global) INTEGER. If $info=0$, the execution is successful.

$info < 0$:

If the i -th argument is an array and the j -th entry had an illegal value, then $info = -(i*100+j)$; if the i -th argument is a scalar and had an illegal value, then $info = -i$.

$info > 0$:

If $info = k$, $A(ia+k-1, ja+k-1)$ is exactly zero. The triangular matrix $\text{sub}(A)$ is singular and its inverse can not be computed.

Routines for Matrix Equilibration

ScaLAPACK routines described in this section are used to compute scaling factors needed to equilibrate a matrix. Note that these routines do not actually scale the matrices.

p?geequ

Computes row and column scaling factors intended to equilibrate a general rectangular distributed matrix and reduce its condition number.

Syntax

```
call psgeequ(m, n, a, ia, ja, desca, r, c, rowcnd, colcnd, amax, info)
call pdgeequ(m, n, a, ia, ja, desca, r, c, rowcnd, colcnd, amax, info)
call pcgeequ(m, n, a, ia, ja, desca, r, c, rowcnd, colcnd, amax, info)
call pzgeequ(m, n, a, ia, ja, desca, r, c, rowcnd, colcnd, amax, info)
```

Description

For C interface, this routine is declared in `mkl_scalapack.h` file.

The routine computes row and column scalings intended to equilibrate an m -by- n distributed matrix $\text{sub}(A) = A(ia:ia+m-1, ja:ja+n-1)$ and reduce its condition number. The output array r returns the row scale factors and the array c the column scale factors. These factors are chosen to try to make the largest element in each row and column of the matrix B with elements $b_{ij}=r(i)*a_{ij}*c(j)$ have absolute value 1.

$r(i)$ and $c(j)$ are restricted to be between $SMINUM$ = smallest safe number and $BIGNUM$ = largest safe number. Use of these scaling factors is not guaranteed to reduce the condition number of $\text{sub}(A)$ but works well in practice.

The auxiliary function `p?laqge` uses scaling factors computed by `p?geequ` to scale a general rectangular matrix.

Input Parameters

m	(global) INTEGER. The number of rows to be operated on, that is, the number of rows of the distributed submatrix $\text{sub}(A)$ ($m \geq 0$).
n	(global) INTEGER. The number of columns to be operated on, that is, the number of columns of the distributed submatrix $\text{sub}(A)$ ($n \geq 0$).
a	(local) REAL for <code>psgeequ</code>

DOUBLE PRECISION for pdgeequ

COMPLEX for pcgeequ

DOUBLE COMPLEX for pzgeequ .

Pointer into the local memory to an array of local dimension
 $a(lld_a, LOCc(ja+n-1))$.

The array a contains the local pieces of the m -by- n distributed matrix whose equilibration factors are to be computed.

ia, ja

(global) INTEGER. The row and column indices in the global array A indicating the first row and the first column of the submatrix $\text{sub}(A)$, respectively.

$desca$

(global and local) INTEGER array, dimension $(dlen_)$. The array descriptor for the distributed matrix A .

Output Parameters

r, c

(local) REAL for single precision flavors;

DOUBLE PRECISION for double precision flavors.

Arrays, dimension $LOCr(m_a)$ and $LOCc(n_a)$, respectively. If $info = 0$, or $info > ia+m-1$, the array $r(ia:ia+m-1)$ contains the row scale factors for $\text{sub}(A)$. r is aligned with the distributed matrix A , and replicated across every process column. r is tied to the distributed matrix A .

If $info = 0$, the array $c(ja:ja+n-1)$ contains the column scale factors for $\text{sub}(A)$. c is aligned with the distributed matrix A , and replicated down every process row. c is tied to the distributed matrix A .

$rowcnd, colcnd$

(global) REAL for single precision flavors;

DOUBLE PRECISION for double precision flavors.

If $info = 0$ or $info > ia+m-1$, $rowcnd$ contains the ratio of the smallest $r(i)$ to the largest $r(i)$ ($ia \leq i \leq$

$ia+m-1$). If $rowcnd \geq 0.1$ and $amax$ is neither too large nor too small, it is not worth scaling by $r(ia:ia+m-1)$.

If $info = 0$, $colcnd$ contains the ratio of the smallest $c(j)$ to the largest $c(j)$ ($ja \leq j \leq ja+n-1$).

If $colcnd \geq 0.1$, it is not worth scaling by $c(ja:ja+n-1)$.

<i>amax</i>	<p>(global) REAL for single precision flavors; DOUBLE PRECISION for double precision flavors. Absolute value of the largest matrix element. If <i>amax</i> is very close to overflow or very close to underflow, the matrix should be scaled.</p>
<i>info</i>	<p>(global) INTEGER. If <i>info</i>=0, the execution is successful. <i>info</i> < 0: If the <i>i</i>th argument is an array and the <i>j</i>th entry had an illegal value, then <i>info</i> = $-(i*100+j)$; if the <i>i</i>-th argument is a scalar and had an illegal value, then <i>info</i> = -<i>i</i>. <i>info</i> > 0: If <i>info</i> = <i>i</i> and <i>i</i> ≤ <i>m</i>, the <i>i</i>th row of the distributed matrix sub(<i>A</i>) is exactly zero; <i>i</i> > <i>m</i>, the (<i>i-m</i>)th column of the distributed matrix sub(<i>A</i>) is exactly zero.</p>

p?poequ

Computes row and column scaling factors intended to equilibrate a symmetric (Hermitian) positive definite distributed matrix and reduce its condition number.

Syntax

```
call pspoequ(n, a, ia, ja, desca, sr, sc, scond, amax, info)
call pdpoequ(n, a, ia, ja, desca, sr, sc, scond, amax, info)
call pcpoequ(n, a, ia, ja, desca, sr, sc, scond, amax, info)
call pzpoequ(n, a, ia, ja, desca, sr, sc, scond, amax, info)
```

Description

For C interface, this routine is declared in `mk1_scalapack.h` file.

The routine computes row and column scalings intended to equilibrate a real symmetric or complex Hermitian positive definite distributed matrix $\text{sub}(A) = A(\text{ia}:\text{ia}+n-1, \text{ja}:\text{ja}+n-1)$ and reduce its condition number (with respect to the two-norm). The output arrays sr and sc return the row and column scale factors

$$s(i) = \frac{1}{\sqrt{a_{i,i}}}$$

These factors are chosen so that the scaled distributed matrix B with elements $b_{ij} = s(i) * a_{ij} * s(j)$ has ones on the diagonal.

This choice of sr and sc puts the condition number of B within a factor n of the smallest possible condition number over all possible diagonal scalings.

The auxiliary function `p?laqsy` uses scaling factors computed by `p?geequ` to scale a general rectangular matrix.

Input Parameters

n	(global) INTEGER. The number of rows and columns to be operated on, that is, the order of the distributed submatrix $\text{sub}(A)$ ($n \geq 0$).
a	(local) REAL for <code>pspoequ</code> DOUBLE PRECISION for <code>pdpoequ</code> COMPLEX for <code>pcpoequ</code> DOUBLE COMPLEX for <code>pzpoequ</code> . Pointer into the local memory to an array of local dimension $a(\text{lld_a}, \text{LOCc}(\text{ja}+n-1))$. The array a contains the n -by- n symmetric/Hermitian positive definite distributed matrix $\text{sub}(A)$ whose scaling factors are to be computed. Only the diagonal elements of $\text{sub}(A)$ are referenced.
ia, ja	(global) INTEGER. The row and column indices in the global array A indicating the first row and the first column of the submatrix $\text{sub}(A)$, respectively.
desca	(global and local) INTEGER array, dimension (dlen_). The array descriptor for the distributed matrix A .

Output Parameters

<i>sr, sc</i>	<p>(local)</p> <p>REAL for single precision flavors; DOUBLE PRECISION for double precision flavors.</p> <p>Arrays, dimension $LOCr(m_a)$ and $LOCc(n_a)$, respectively.</p> <p>If $info = 0$, the array $sr(ia:ia+n-1)$ contains the row scale factors for sub(A). sr is aligned with the distributed matrix A, and replicated across every process column. sr is tied to the distributed matrix A.</p> <p>If $info = 0$, the array $sc(ja:ja+n-1)$ contains the column scale factors for sub(A). sc is aligned with the distributed matrix A, and replicated down every process row. sc is tied to the distributed matrix A.</p>
<i>scond</i>	<p>(global)</p> <p>REAL for single precision flavors; DOUBLE PRECISION for double precision flavors.</p> <p>If $info = 0$, <i>scond</i> contains the ratio of the smallest $sr(i)$ (or $sc(j)$) to the largest $sr(i)$ (or $sc(j)$), with $ia \leq i \leq ia+n-1$ and $ja \leq j \leq ja+n-1$.</p> <p>If $scond \geq 0.1$ and <i>amax</i> is neither too large nor too small, it is not worth scaling by sr (or sc).</p>
<i>amax</i>	<p>(global)</p> <p>REAL for single precision flavors; DOUBLE PRECISION for double precision flavors.</p> <p>Absolute value of the largest matrix element. If <i>amax</i> is very close to overflow or very close to underflow, the matrix should be scaled.</p>
<i>info</i>	<p>(global) INTEGER.</p> <p>If $info=0$, the execution is successful.</p> <p>$info < 0$:</p> <p>If the i-th argument is an array and the j-th entry had an illegal value, then $info = -(i*100+j)$; if the i-th argument is a scalar and had an illegal value, then $info = -i$.</p> <p>$info > 0$:</p> <p>If $info = k$, the k-th diagonal entry of sub(A) is nonpositive.</p>

Orthogonal Factorizations

This section describes the ScaLAPACK routines for the QR (RQ) and LQ (QL) factorization of matrices. Routines for the RZ factorization as well as for generalized QR and RQ factorizations are also included. For the mathematical definition of the factorizations, see the respective LAPACK sections or refer to [SLUG].

Table 6-3 lists ScaLAPACK routines that perform orthogonal factorization of matrices.

Table 6-3 Computational Routines for Orthogonal Factorizations

Matrix type, factorization	Factorize without pivoting	Factorize with pivoting	Generate matrix Q	Apply matrix Q
general matrices, QR factorization	p?geqrf	p?geqpf	p?orgqr p?ungqr	p?ormqrp?un- mqr
general matrices, RQ factorization	p?gerqf		p?orgrqp?un- grq	p?ormrqp?un- mrq
general matrices, LQ factorization	p?gelqf		p?or- glqp?unglq	p?ormlqp?un- mlq
general matrices, QL factorization	p?geqlf		p?orgqlp?ungql	p?ormqlp?un- mql
trapezoidal matrices, RZ factorization	p?tzzrf			p?ormrzp?un- mrz
pair of matrices, generalized QR factorization	p?ggqrf			
pair of matrices, generalized RQ factorization	p?ggrqf			

[p?geqrf](#)

Computes the QR factorization of a general m -by- n matrix.

Syntax

```
call psgeqrf( m, n, a, ia, ja, desca, tau, work, lwork, info)
call pdgeqrf( m, n, a, ia, ja, desca, tau, work, lwork, info)
call pcgeqrf( m, n, a, ia, ja, desca, tau, work, lwork, info)
```

```
call pzgeqrf( m, n, a, ia, ja, desca, tau, work, lwork, info)
```

Description

For C interface, this routine is declared in `mkl_scalapack.h` file.

This routine forms the QR factorization of a general m -by- n distributed matrix `sub(A) = A(ia:ia+m-1, ja:ja+n-1)` as

$$A = Q * R$$

Input Parameters

<i>m</i>	(global) INTEGER. The number of rows in the distributed submatrix <code>sub(A)</code> ; ($m \geq 0$).
<i>n</i>	(global) INTEGER. The number of columns in the distributed submatrix <code>sub(A)</code> ; ($n \geq 0$).
<i>a</i>	(local) REAL for <code>psgeqrf</code> DOUBLE PRECISION for <code>pdgeqrf</code> COMPLEX for <code>pcgeqrf</code> DOUBLE COMPLEX for <code>pzgeqrf</code> . Pointer into the local memory to an array of local dimension (<code>lld_a</code> , <code>LOCc(ja+n-1)</code>). Contains the local pieces of the distributed matrix <code>sub(A)</code> to be factored.
<i>ia, ja</i>	(global) INTEGER. The row and column indices in the global array <i>a</i> indicating the first row and the first column of the submatrix <code>A(ia:ia+m-1, ja:ja+n-1)</code> , respectively.
<i>desca</i>	(global and local) INTEGER array, dimension (<code>dlen_</code>). The array descriptor for the distributed matrix <i>A</i>
<i>work</i>	(local). REAL for <code>psgeqrf</code> DOUBLE PRECISION for <code>pdgeqrf</code> . COMPLEX for <code>pcgeqrf</code> . DOUBLE COMPLEX for <code>pzgeqrf</code> Workspace array of dimension <i>lwork</i> .
<i>lwork</i>	(local or global) INTEGER, dimension of <i>work</i> , must be at least $lwork \geq nb_a * (mp0 + nq0 + nb_a)$, where

$iroff = \text{mod}(ia-1, mb_a)$, $icoff = \text{mod}(ja-1, nb_a)$,
 $iarow = \text{indxg2p}(ia, mb_a, \text{MYROW}, rsrc_a, \text{NPROW})$,
 $iacol = \text{indxg2p}(ja, nb_a, \text{MYCOL}, csrc_a, \text{NPCOL})$,
 $mp0 = \text{numroc}(m+iroff, mb_a, \text{MYROW}, iarow, \text{NPROW})$,
 $nq0 = \text{numroc}(n+icoff, nb_a, \text{MYCOL}, iacol, \text{NPCOL})$,
 and numroc , indxg2p are ScaLAPACK tool functions; MYROW ,
 MYCOL , NPROW and NPCOL can be determined by calling the
 subroutine `blacs_gridinfo`.

If $lwork = -1$, then $lwork$ is global input and a workspace
 query is assumed; the routine only calculates the minimum
 and optimal size for all work arrays. Each of these values
 is returned in the first entry of the corresponding work array,
 and no error message is issued by `pxerbla`.

Output Parameters

a	The elements on and above the diagonal of $\text{sub}(A)$ contain the $\min(m,n)$ -by- n upper trapezoidal matrix R (R is upper triangular if $m \geq n$); the elements below the diagonal, with the array τ , represent the orthogonal/unitary matrix Q as a product of elementary reflectors (see <i>Application Notes</i> below).
τ	(local) REAL for <code>psgeqrf</code> DOUBLE PRECISION for <code>pdgeqrf</code> COMPLEX for <code>pcgeqrf</code> DOUBLE COMPLEX for <code>pzgeqrf</code> . Array, DIMENSION $LOCc(ja+\min(m,n)-1)$. Contains the scalar factor τ of elementary reflectors. τ is tied to the distributed matrix A .
$work(1)$	On exit, $work(1)$ contains the minimum value of $lwork$ required for optimum performance.
$info$	(global) INTEGER. = 0, the execution is successful. < 0, if the i -th argument is an array and the j -entry had an illegal value, then $info = -(i*100+j)$, if the i -th argument is a scalar and had an illegal value, then $info = -i$.

Application Notes

The matrix Q is represented as a product of elementary reflectors

$$Q = H(ja) * H(ja+1) * \dots * H(ja+k-1),$$

where $k = \min(m, n)$.

Each $H(i)$ has the form

$$H(j) = I - \tau * v * v'$$

where τ is a real/complex scalar, and v is a real/complex vector with $v(1:i-1) = 0$ and $v(i) = 1$; $v(i+1:m)$ is stored on exit in $A(ia+i:ia+m-1, ja+i-1)$, and τ in $\tau(ja+i-1)$.

p?geqpf

Computes the QR factorization of a general m-by-n matrix with pivoting.

Syntax

```
call psgeqpf( m, n, a, ia, ja, desca, ipiv, tau, work, lwork, info)
call pdgeqpf( m, n, a, ia, ja, desca, ipiv, tau, work, lwork, info)
call pcgeqpf( m, n, a, ia, ja, desca, ipiv, tau, work, lwork, info)
call pzgeqpf( m, n, a, ia, ja, desca, ipiv, tau, work, lwork, info)
```

Description

For C interface, this routine is declared in `mk1_scalapack.h` file.

This routine forms the QR factorization with column pivoting of a general m -by- n distributed matrix $\text{sub}(A) = A(ia:ia+m-1, ja:ja+n-1)$ as

$$\text{sub}(A) * P = Q * R$$

Input Parameters

m	(global) INTEGER. The number of rows in the submatrix $\text{sub}(A)$ ($m \geq 0$).
n	(global) INTEGER. The number of columns in the submatrix $\text{sub}(A)$ ($n \geq 0$).

a (local)
 REAL for psgeqpf
 DOUBLE PRECISION for pdgeqpf
 COMPLEX for pcgeqpf
 DOUBLE COMPLEX for pzgeqpf.
 Pointer into the local memory to an array of local dimension
 (*lld_a*, *LOCc*(*ja+n-1*)).
 Contains the local pieces of the distributed matrix sub(*A*)
 to be factored.

ia, ja (global) INTEGER. The row and column indices in the global
 array *a* indicating the first row and the first column of the
 submatrix $A(ia:ia+m-1, ja:ja+n-1)$, respectively.

desca (global and local) INTEGER array, dimension (*dlen_*). The
 array descriptor for the distributed matrix *A*.

work (local).
 REAL for psgeqpf
 DOUBLE PRECISION for pdgeqpf.
 COMPLEX for pcgeqpf.
 DOUBLE COMPLEX for pzgeqpf
 Workspace array of dimension *lwork*.

lwork (local or global) INTEGER, dimension of *work*, must be at
 least
For real flavors:
 $lwork \geq \max(3, mp0+nq0) + LOCc(ja+n-1) + nq0.$
For complex flavors:
 $lwork \geq \max(3, mp0+nq0) .$
 Here
 $iroff = \text{mod}(ia-1, mb_a), icoff = \text{mod}(ja-1, nb_a),$
 $iarow = \text{indxg2p}(ia, mb_a, MYROW, rsrc_a, NPROW),$
 $iacol = \text{indxg2p}(ja, nb_a, MYCOL, csrc_a, NPCOL),$
 $mp0 = \text{numroc}(m+iroff, mb_a, MYROW, iarow, NPROW$
 $),$
 $nq0 = \text{numroc}(n+icoff, nb_a, MYCOL, iacol, NPCOL),$

`LOCc(ja+n-1) = numroc(ja+n-1, nb_a, MYCOL, csrc_a, NPCOL)`, and `numroc, indxcg2p` are ScaLAPACK tool functions; `MYROW, MYCOL, NPROW` and `NPCOL` can be determined by calling the subroutine `blacs_gridinfo`.

If `lwork = -1`, then `lwork` is global input and a workspace query is assumed; the routine only calculates the minimum and optimal size for all work arrays. Each of these values is returned in the first entry of the corresponding work array, and no error message is issued by `pxerbla`.

Output Parameters

<code>a</code>	The elements on and above the diagonal of <code>sub(A)</code> contain the $\min(m, n)$ -by- n upper trapezoidal matrix R (R is upper triangular if $m \geq n$); the elements below the diagonal, with the array <code>tau</code> , represent the orthogonal/unitary matrix Q as a product of elementary reflectors (see <i>Application Notes</i> below).
<code>ipiv</code>	(local) INTEGER. Array, DIMENSION <code>LOCc(ja+n-1)</code> . <code>ipiv(i) = k</code> , the local i -th column of <code>sub(A)*P</code> was the global k -th column of <code>sub(A)</code> . <code>ipiv</code> is tied to the distributed matrix A .
<code>tau</code>	(local) REAL for <code>psgeqpf</code> DOUBLE PRECISION for <code>pdgeqpf</code> COMPLEX for <code>pcgeqpf</code> DOUBLE COMPLEX for <code>pzgeqpf</code> . Array, DIMENSION <code>LOCc(ja+min(m, n)-1)</code> . Contains the scalar factor <code>tau</code> of elementary reflectors. <code>tau</code> is tied to the distributed matrix A .
<code>work(1)</code>	On exit, <code>work(1)</code> contains the minimum value of <code>lwork</code> required for optimum performance.
<code>info</code>	(global) INTEGER. = 0, the execution is successful.

< 0 , if the i -th argument is an array and the j -entry had an illegal value, then $info = -(i*100+j)$, if the i -th argument is a scalar and had an illegal value, then $info = -i$.

Application Notes

The matrix Q is represented as a product of elementary reflectors

$$Q = H(1) * H(2) * \dots * H(n),$$

Each $H(i)$ has the form

$$H = I - \tau v v'$$

where τ is a real/complex scalar, and v is a real/complex vector with $v(1:i-1) = 0$ and $v(i) = 1$; $v(i+1:m)$ is stored on exit in $A(ia+i-1:ia+m-1, ja+i-1)$.

The matrix P is represented in $jpvt$ as follows: if $jpvt(j) = i$ then the j -th column of P is the i -th canonical unit vector.

p?orgqr

Generates the orthogonal matrix Q of the QR factorization formed by p?geqrf.

Syntax

```
call psorgqr(m, n, k, a, ia, ja, desca, tau, work, lwork, info)
call pdorgqr(m, n, k, a, ia, ja, desca, tau, work, lwork, info)
```

Description

For C interface, this routine is declared in `mk1_scalapack.h` file.

This routine generates the whole or part of m -by- n real distributed matrix Q denoting $A(ia:ia+m-1, ja:ja+n-1)$ with orthonormal columns, which is defined as the first n columns of a product of k elementary reflectors of order m

$$Q = H(1) * H(2) * \dots * H(k)$$

as returned by `p?geqrf`.

Input Parameters

<i>m</i>	(global) INTEGER. The number of rows in the submatrix $\text{sub}(Q)$ ($m \geq 0$).
<i>n</i>	(global) INTEGER. The number of columns in the submatrix $\text{sub}(Q)$ ($m \geq n \geq 0$).
<i>k</i>	(global) INTEGER. The number of elementary reflectors whose product defines the matrix Q ($n \geq k \geq 0$).
<i>a</i>	(local) REAL for psorgqr DOUBLE PRECISION for pdorgqr Pointer into the local memory to an array of local dimension (<i>lld_a</i> , <i>LOCc</i> (<i>ja</i> + <i>n</i> -1)). The <i>j</i> -th column must contain the vector which defines the elementary reflector $H(j)$, $ja \leq j \leq ja + k - 1$, as returned by p?geqrf in the <i>k</i> columns of its distributed matrix argument $A(ia:*, ja:ja+k-1)$.
<i>ia, ja</i>	(global) INTEGER. The row and column indices in the global array <i>a</i> indicating the first row and the first column of the submatrix $A(ia:ia+m-1, ja:ja+n-1)$, respectively.
<i>desca</i>	(global and local) INTEGER array, dimension (<i>dlen_</i>). The array descriptor for the distributed matrix <i>A</i> .
<i>tau</i>	(local) REAL for psorgqr DOUBLE PRECISION for pdorgqr Array, DIMENSION <i>LOCc</i> (<i>ja</i> + <i>k</i> -1). Contains the scalar factor <i>tau</i> (<i>j</i>) of elementary reflectors $H(j)$ as returned by p?geqrf . <i>tau</i> is tied to the distributed matrix <i>A</i> .
<i>work</i>	(local) REAL for psorgqr DOUBLE PRECISION for pdorgqr Workspace array of dimension of <i>lwork</i> .
<i>lwork</i>	(local or global) INTEGER, dimension of <i>work</i> . Must be at least $lwork \geq nb_a * (nqa0 + mpa0 + nb_a)$, where

```

irowfa = mod(ia-1, mb_a), icoffa = mod(ja-1,
nb_a),
iarow = indxg2p(ia, mb_a, MYROW, rsrc_a, NPROW),
iacol = indxg2p(ja, nb_a, MYCOL, csrc_a, NPCOL),
mpa0 = numroc(m+irowfa, mb_a, MYROW, iarow,
NPROW),
nqa0 = numroc(n+icoffa, nb_a, MYCOL, iacol,
NPCOL);
indxg2p and numroc are ScaLAPACK tool functions; MYROW,
MYCOL, NPROW and NPCOL can be determined by calling the
subroutine blacs_gridinfo.

```

If *lwork* = -1, then *lwork* is global input and a workspace query is assumed; the routine only calculates the minimum and optimal size for all work arrays. Each of these values is returned in the first entry of the corresponding work array, and no error message is issued by [pxerbla](#).

Output Parameters

<i>a</i>	Contains the local pieces of the <i>m</i> -by- <i>n</i> distributed matrix <i>Q</i> .
<i>work</i> (1)	On exit, <i>work</i> (1) contains the minimum value of <i>lwork</i> required for optimum performance.
<i>info</i>	(global) INTEGER. = 0: the execution is successful. < 0: if the <i>i</i> -th argument is an array and the <i>j</i> -entry had an illegal value, then <i>info</i> = - (<i>i</i> * 100+ <i>j</i>), if the <i>i</i> -th argument is a scalar and had an illegal value, then <i>info</i> = - <i>i</i> .

p?ungqr

Generates the complex unitary matrix *Q* of the *QR* factorization formed by [p?geqrf](#).

Syntax

```

call pcungqr( m, n, k, a, ia, ja, desca, tau, work, lwork, info)
call pzungqr( m, n, k, a, ia, ja, desca, tau, work, lwork, info)

```

Description

For C interface, this routine is declared in `mk1_scalapack.h` file.

This routine generates the whole or part of m -by- n complex distributed matrix Q denoting $A(ia:ia+m-1, ja:ja+n-1)$ with orthonormal columns, which is defined as the first n columns of a product of k elementary reflectors of order m

$$Q = H(1) * H(2) * \dots * H(k)$$

as returned by `p?geqrf`.

Input Parameters

m	(global) INTEGER. The number of rows in the submatrix $\text{sub}(Q)$; ($m \geq 0$).
n	(global) INTEGER. The number of columns in the submatrix $\text{sub}(Q)$ ($m \geq n \geq 0$).
k	(global) INTEGER. The number of elementary reflectors whose product defines the matrix Q ($n \geq k \geq 0$).
a	(local) COMPLEX for <code>pcungqr</code> DOUBLE COMPLEX for <code>pzungqr</code> Pointer into the local memory to an array of dimension $(lld_a, LOCC(ja+n-1))$. The j -th column must contain the vector which defines the elementary reflector $H(j)$, $ja \leq j \leq ja+k-1$, as returned by <code>p?geqrf</code> in the k columns of its distributed matrix argument $A(ia:*, ja:ja+k-1)$.
ia, ja	(global) INTEGER. The row and column indices in the global array a indicating the first row and the first column of the submatrix A , respectively.
$desca$	(global and local) INTEGER array, dimension $(dlen_)$. The array descriptor for the distributed matrix A .
τ	(local) COMPLEX for <code>pcungqr</code> DOUBLE COMPLEX for <code>pzungqr</code> Array, DIMENSION $LOCC(ja+k-1)$.

Contains the scalar factor $\tau(j)$ of elementary reflectors $H(j)$ as returned by `p?geqrf`. τ is tied to the distributed matrix A .

work (local)
 COMPLEX for `pcungqr`
 DOUBLE COMPLEX for `pzungqr`
 Workspace array of dimension of *lwork*.

lwork (local or global) INTEGER, dimension of *work*, must be at least $lwork \geq nb_a * (nqa0 + mpa0 + nb_a)$, where
 $irow = \text{mod}(ia-1, mb_a)$,
 $icol = \text{mod}(ja-1, nb_a)$,
 $irow = \text{indxg2p}(ia, mb_a, MYROW, rsrc_a, NPROW)$,
 $icol = \text{indxg2p}(ja, nb_a, MYCOL, csrc_a, NPCOL)$,
 $mpa0 = \text{numroc}(m+irow, mb_a, MYROW, irow, NPROW)$,
 $nqa0 = \text{numroc}(n+icol, nb_a, MYCOL, icol, NPCOL)$
`indxg2p` and `numroc` are ScaLAPACK tool functions; MYROW, MYCOL, NPROW and NPCOL can be determined by calling the subroutine `blacs_gridinfo`.
 If $lwork = -1$, then *lwork* is global input and a workspace query is assumed; the routine only calculates the minimum and optimal size for all work arrays. Each of these values is returned in the first entry of the corresponding work array, and no error message is issued by `p?xerbla`.

Output Parameters

a Contains the local pieces of the m -by- n distributed matrix Q .

work(1) On exit *work*(1) contains the minimum value of *lwork* required for optimum performance.

info (global) INTEGER.
 = 0: the execution is successful.
 < 0: if the i -th argument is an array and the j -entry had an illegal value, then $info = -(i*100+j)$, if the i -th argument is a scalar and had an illegal value, then $info = -i$.

p?ormqr

Multiplies a general matrix by the orthogonal matrix Q of the QR factorization formed by p?geqrf.

Syntax

```
call psormqr( side, trans, m, n, k, a, ia, ja, desca, tau, c, ic, jc, descc,
work, lwork, info)

call pdormqr( side, trans, m, n, k, a, ia, ja, desca, tau, c, ic, jc, descc,
work, lwork, info)
```

Description

For C interface, this routine is declared in `mkl_scalapack.h` file.

This routine overwrites the general real m -by- n distributed matrix `sub(C)` = `C(ic:ic+m-1, jc:jc+n-1)` with

	$side = 'L'$	$side = 'R'$
$trans = 'N':$	$Q * sub(C)$	$sub(C) * Q$
$trans = 'T':$	$Q^T * sub(C)$	$sub(C) * Q^T$

where Q is a real orthogonal distributed matrix defined as the product of k elementary reflectors

$Q = H(1) H(2) \dots H(k)$

as returned by [p?geqrf](#). Q is of order m if $side = 'L'$ and of order n if $side = 'R'$.

Input Parameters

$side$	(global) CHARACTER = 'L': Q or Q^T is applied from the left. = 'R': Q or Q^T is applied from the right.
$trans$	(global) CHARACTER = 'N', no transpose, Q is applied. = 'T', transpose, Q^T is applied.
m	(global) INTEGER. The number of rows in the distributed matrix <code>sub(C)</code> ($m \geq 0$).

<i>n</i>	(global) INTEGER. The number of columns in the distributed matrix $\text{sub}(c)$ ($n \geq 0$).
<i>k</i>	(global) INTEGER. The number of elementary reflectors whose product defines the matrix Q . Constraints: If <i>side</i> = 'L', $m \geq k \geq 0$ If <i>side</i> = 'R', $n \geq k \geq 0$.
<i>a</i>	(local) REAL for psormqr DOUBLE PRECISION for pdormqr. Pointer into the local memory to an array of dimension (<i>lld_a</i> , <i>LOCc(ja+k-1)</i>). The <i>j</i> -th column must contain the vector which defines the elementary reflector $H(j)$, $ja \leq j \leq ja+k-1$, as returned by p?geqrf in the <i>k</i> columns of its distributed matrix argument $A(ia:*, ja:ja+k-1)$. $A(ia:*, ja:ja+k-1)$ is modified by the routine but restored on exit. If <i>side</i> = 'L', $lld_a \geq \max(1, LOCr(ia+m-1))$ If <i>side</i> = 'R', $lld_a \geq \max(1, LOCr(ia+n-1))$
<i>ia, ja</i>	(global) INTEGER. The row and column indices in the global array <i>a</i> indicating the first row and the first column of the submatrix <i>A</i> , respectively.
<i>desca</i>	(global and local) INTEGER array, dimension (<i>dlen_</i>). The array descriptor for the distributed matrix <i>A</i> .
<i>tau</i>	(local) REAL for psormqr DOUBLE PRECISION for pdormqr Array, DIMENSION <i>LOCc(ja+k-1)</i> . Contains the scalar factor <i>tau(j)</i> of elementary reflectors $H(j)$ as returned by p?geqrf. <i>tau</i> is tied to the distributed matrix <i>A</i> .
<i>c</i>	(local) REAL for psormqr DOUBLE PRECISION for pdormqr Pointer into the local memory to an array of local dimension (<i>lld_c</i> , <i>LOCc(jc+n-1)</i>).

	Contains the local pieces of the distributed matrix <code>sub(C)</code> to be factored.
<code>ic, jc</code>	(global) <code>INTEGER</code> . The row and column indices in the global array <code>c</code> indicating the first row and the first column of the submatrix <code>c</code> , respectively.
<code>descc</code>	(global and local) <code>INTEGER</code> array, dimension (<code>dlen_</code>). The array descriptor for the distributed matrix <code>c</code> .
<code>work</code>	(local) REAL for <code>psormqr</code> DOUBLE PRECISION for <code>pdormqr</code> . Workspace array of dimension of <code>lwork</code> .
<code>lwork</code>	(local or global) <code>INTEGER</code> , dimension of <code>work</code> , must be at least: if <code>side = 'L'</code> , $lwork \geq \max((nb_a*(nb_a-1))/2, (nqc0+mpc0)*nb_a + nb_a*nb_a)$ else if <code>side = 'R'</code> , $lwork \geq \max((nb_a*(nb_a-1))/2, (nqc0+\max(npa0+\text{numroc}(\text{numroc}(n+icoffc, nb_a, 0, 0, NPCOL), nb_a, 0, 0, lcmq), mpc0))*nb_a) + nb_a*nb_a)$ end if where $lcmq = lcm/NPCOL \text{ with } lcm = ilcm(NPROW, NPCOL),$ $iroffa = \text{mod}(ia-1, mb_a),$ $icoffa = \text{mod}(ja-1, nb_a),$ $iarow = \text{indxg2p}(ia, mb_a, MYROW, rsrc_a, NPROW),$ $npa0 = \text{numroc}(n+iroffa, mb_a, MYROW, iarow, NPROW),$ $iroffc = \text{mod}(ic-1, mb_c),$ $icoffc = \text{mod}(jc-1, nb_c),$ $icrow = \text{indxg2p}(ic, mb_c, MYROW, rsrc_c, NPROW),$ $iccol = \text{indxg2p}(jc, nb_c, MYCOL, csrc_c, NPCOL),$ $mpc0 = \text{numroc}(m+iroffc, mb_c, MYROW, icrow, NPROW),$ $nqc0 = \text{numroc}(n+icoffc, nb_c, MYCOL, iccol, NPCOL),$

`ilcm`, `indxg2p` and `numroc` are ScaLAPACK tool functions; `MYROW`, `MYCOL`, `NPROW` and `NPCOL` can be determined by calling the subroutine `blacs_gridinfo`.

If `lwork = -1`, then `lwork` is global input and a workspace query is assumed; the routine only calculates the minimum and optimal size for all work arrays. Each of these values is returned in the first entry of the corresponding work array, and no error message is issued by `p?xerbla`.

Output Parameters

<code>c</code>	Overwritten by the product $Q \cdot \text{sub}(C)$, or $Q^T \cdot \text{sub}(C)$, or $\text{sub}(C) \cdot Q^T$, or $\text{sub}(C) \cdot Q$.
<code>work(1)</code>	On exit <code>work(1)</code> contains the minimum value of <code>lwork</code> required for optimum performance.
<code>info</code>	(global) INTEGER. = 0: the execution is successful. < 0: if the <i>i</i> -th argument is an array and the <i>j</i> -entry had an illegal value, then <code>info = - (i* 100+j)</code> , if the <i>i</i> -th argument is a scalar and had an illegal value, then <code>info = -i</code> .

p?unmqr

Multiplies a complex matrix by the unitary matrix Q of the QR factorization formed by p?geqrf.

Syntax

```
call pcunmqr( side, trans, m, n, k, a, ia, ja, desca, tau, c, ic, jc, descc,
work, lwork, info )
```

```
call pzunmqr( side, trans, m, n, k, a, ia, ja, desca, tau, c, ic, jc, descc,
work, lwork, info )
```

Description

For C interface, this routine is declared in `mk1_scalapack.h` file.

This routine overwrites the general complex m -by- n distributed matrix `sub (C) = C(ic:ic+m-1, jc:jc+n-1)` with

	$side = 'L'$	$side = 'R'$
$trans = 'N':$	$Q * sub(c)$	$sub(c) * Q$
$trans = 'T':$	$Q^H * sub(c)$	$sub(c) * Q^H$

where Q is a complex unitary distributed matrix defined as the product of k elementary reflectors

$Q = H(1) H(2) \dots H(k)$ as returned by `p?geqrf`. Q is of order m if $side = 'L'$ and of order n if $side = 'R'$.

Input Parameters

<i>side</i>	(global) CHARACTER $= 'L'$: Q or Q^H is applied from the left. $= 'R'$: Q or Q^H is applied from the right.
<i>trans</i>	(global) CHARACTER $= 'N'$, no transpose, Q is applied. $= 'C'$, conjugate transpose, Q^H is applied.
<i>m</i>	(global) INTEGER. The number of rows in the distributed matrix $sub(c)$ ($m \geq 0$).
<i>n</i>	(global) INTEGER. The number of columns in the distributed matrix $sub(c)$ ($n \geq 0$).
<i>k</i>	(global) INTEGER. The number of elementary reflectors whose product defines the matrix Q . Constraints: If $side = 'L'$, $m \geq k \geq 0$ If $side = 'R'$, $n \geq k \geq 0$.
<i>a</i>	(local) COMPLEX for pcunmqr DOUBLE COMPLEX for pzunmqr. Pointer into the local memory to an array of dimension $(lld_a, LOCc(ja+k-1))$. The j -th column must contain the vector which defines the elementary reflector $H(j)$, $ja \leq j \leq ja + k - 1$, as returned by <code>p?geqrf</code> in the k columns of its distributed matrix argument $A(ia:*, ja:ja+k-1)$. $A(ia:*, ja:ja+k-1)$ is modified by the routine but restored on exit. If $side = 'L'$, $lld_a \geq \max(1, LOCr(ia+m-1))$

	If <i>side</i> = 'R', $lld_a \geq \max(1, LOCr(ia+n-1))$
<i>ia, ja</i>	(global) INTEGER. The row and column indices in the global array <i>a</i> indicating the first row and the first column of the submatrix <i>A</i> , respectively.
<i>desca</i>	(global and local) INTEGER array, dimension (<i>dlen_</i>). The array descriptor for the distributed matrix <i>A</i> .
<i>tau</i>	(local) COMPLEX for pcunmqr DOUBLE COMPLEX for pzunmqr Array, DIMENSION $LOCc(ja+k-1)$. Contains the scalar factor <i>tau</i> (<i>j</i>) of elementary reflectors $H(j)$ as returned by p?geqrf. <i>tau</i> is tied to the distributed matrix <i>A</i> .
<i>c</i>	(local) COMPLEX for pcunmqr DOUBLE COMPLEX for pzunmqr. Pointer into the local memory to an array of local dimension ($lld_c, LOCc(jc+n-1)$). Contains the local pieces of the distributed matrix sub(<i>c</i>) to be factored.
<i>ic, jc</i>	(global) INTEGER. The row and column indices in the global array <i>c</i> indicating the first row and the first column of the submatrix <i>C</i> , respectively.
<i>descc</i>	(global and local) INTEGER array, dimension (<i>dlen_</i>). The array descriptor for the distributed matrix <i>C</i> .
<i>work</i>	(local) COMPLEX for pcunmqr DOUBLE COMPLEX for pzunmqr. Workspace array of dimension of <i>lwork</i> .
<i>lwork</i>	(local or global) INTEGER, dimension of <i>work</i> , must be at least: If <i>side</i> = 'L', $lwork \geq \max((nb_a*(nb_a-1))/2, (nqc0 + mpc0)*nb_a) + nb_a*nb_a$ else if <i>side</i> = 'R',

```

lwork ≥ max((nb_a*(nb_a-1))/2, (nqc0 + max(npa0
+ numroc(numroc(n+icoffc, nb_a, 0, 0, NPCOL),
nb_a, 0, 0, lcmq), mpc0))*nb_a) + nb_a*nb_a
end if

```

where

```

lcmq = lcm/NPCOL with lcm = ilcm (NPROW, NPCOL),
iroffa = mod(ia-1, mb_a),
icoffa = mod(ja-1, nb_a),
iarow = indxg2p(ia, mb_a, MYROW, rsrc_a, NPROW),
npa0 = numroc(n+iroffa, mb_a, MYROW, iarow,
NPROW),
iroffc = mod(ic-1, mb_c),
icoffc = mod(jc-1, nb_c),
icrow = indxg2p(ic, mb_c, MYROW, rsrc_c, NPROW),
iccol = indxg2p(jc, nb_c, MYCOL, csrc_c, NPCOL),
mpc0 = numroc(m+iroffc, mb_c, MYROW, icrow,
NPROW),
nqc0 = numroc(n+icoffc, nb_c, MYCOL, iccol,
NPCOL),

```

ilcm, indxg2p and numroc are ScaLAPACK tool functions; MYROW, MYCOL, NPROW and NPCOL can be determined by calling the subroutine blacs_gridinfo.

If *lwork* = -1, then *lwork* is global input and a workspace query is assumed; the routine only calculates the minimum and optimal size for all work arrays. Each of these values is returned in the first entry of the corresponding work array, and no error message is issued by p_xerbla.

Output Parameters

<i>c</i>	Overwritten by the product $Q \cdot \text{sub}(C)$, or $Q^H \cdot \text{sub}(C)$, or $\text{sub}(C) \cdot Q^H$, or $\text{sub}(C) \cdot Q$.
<i>work</i> (1)	On exit <i>work</i> (1) contains the minimum value of <i>lwork</i> required for optimum performance.
<i>info</i>	(global) INTEGER. = 0: the execution is successful.

< 0 : if the i -th argument is an array and the j -entry had an illegal value, then $info = - (i * 100 + j)$, if the i -th argument is a scalar and had an illegal value, then $info = -i$.

p?gelqf

Computes the LQ factorization of a general rectangular matrix.

Syntax

```
call psgelqf( m, n, a, ia, ja, desca, tau, work, lwork, info)
call pdgelqf( m, n, a, ia, ja, desca, tau, work, lwork, info)
call pcgelqf( m, n, a, ia, ja, desca, tau, work, lwork, info)
call pzgelqf( m, n, a, ia, ja, desca, tau, work, lwork, info)
```

Description

For C interface, this routine is declared in `mkl_scalapack.h` file.

This routine computes the LQ factorization of a real/complex distributed m -by- n matrix $\text{sub}(A) = A(ia:ia+m-1, ia:ia+n-1) = L^*Q$.

Input Parameters

m	(global) INTEGER. The number of rows in the submatrix $\text{sub}(Q)$ ($m \geq 0$).
n	(global) INTEGER. The number of columns in the submatrix $\text{sub}(Q)$ ($n \geq 0$).
k	(global) INTEGER. The number of elementary reflectors whose product defines the matrix Q ($n \geq k \geq 0$).
a	(local) REAL for psgelqf DOUBLE PRECISION for pdgelqf COMPLEX for pcgelqf DOUBLE COMPLEX for pzgelqf

	<p>Pointer into the local memory to an array of local dimension (<i>lld_a</i>, <i>LOCc(ja+n-1)</i>).</p> <p>Contains the local pieces of the distributed matrix sub(<i>A</i>) to be factored.</p>
<i>ia, ja</i>	<p>(global) INTEGER. The row and column indices in the global array <i>a</i> indicating the first row and the first column of the submatrix <i>A</i>(<i>ia:ia+m-1</i>, <i>ja:ja+n-1</i>), respectively.</p>
<i>desca</i>	<p>(global and local) INTEGER array, dimension (<i>dlen_</i>). The array descriptor for the distributed matrix <i>A</i>.</p>
<i>work</i>	<p>(local)</p> <p>REAL for psgelqf</p> <p>DOUBLE PRECISION for pdgelqf</p> <p>COMPLEX for pcgelqf</p> <p>DOUBLE COMPLEX for pzgelqf</p> <p>Workspace array of dimension of <i>lwork</i>.</p>
<i>lwork</i>	<p>(local or global) INTEGER, dimension of <i>work</i>, must be at least $lwork \geq mb_a * (mp0 + nq0 + mb_a)$, where</p> <p>$iroff = \text{mod}(ia-1, mb_a)$,</p> <p>$icoff = \text{mod}(ja-1, nb_a)$,</p> <p>$iarow = \text{indxg2p}(ia, mb_a, MYROW, rsrc_a, NPROW)$,</p> <p>$iacol = \text{indxg2p}(ja, nb_a, MYCOL, csrc_a, NPCOL)$,</p> <p>$mp0 = \text{numroc}(m+iroff, mb_a, MYROW, iarow, NPROW)$,</p> <p>$nq0 = \text{numroc}(n+icoff, nb_a, MYCOL, iacol, NPCOL)$</p> <p><i>indxg2p</i> and <i>numroc</i> are ScaLAPACK tool functions; MYROW, MYCOL, NPROW and NPCOL can be determined by calling the subroutine <i>blacs_gridinfo</i>.</p> <p>If <i>lwork</i> = -1, then <i>lwork</i> is global input and a workspace query is assumed; the routine only calculates the minimum and optimal size for all work arrays. Each of these values is returned in the first entry of the corresponding work array, and no error message is issued by <i>pxerbla</i>.</p>

Output Parameters

<i>a</i>	<p>The elements on and below the diagonal of sub(<i>A</i>) contain the <i>m</i> by $\min(m, n)$ lower trapezoidal matrix <i>L</i> (<i>L</i> is lower trapezoidal if $m \leq n$); the elements above the diagonal, with</p>
----------	--

	the array <i>tau</i> , represent the orthogonal/unitary matrix <i>Q</i> as a product of elementary reflectors (see <i>Application Notes</i> below).
<i>tau</i>	(local) REAL for psgelqf DOUBLE PRECISION for pdgelqf COMPLEX for pcgelqf DOUBLE COMPLEX for pzgelqf Array, DIMENSION <i>LOCr</i> (<i>ia</i> +min(<i>m</i> , <i>n</i>)-1)). Contains the scalar factors of elementary reflectors. <i>tau</i> is tied to the distributed matrix <i>A</i> .
<i>work</i> (1)	On exit, <i>work</i> (1) contains the minimum value of <i>lwork</i> required for optimum performance.
<i>info</i>	(global) INTEGER. = 0: the execution is successful. < 0: if the <i>i</i> -th argument is an array and the <i>j</i> -entry had an illegal value, then <i>info</i> = - (<i>i</i> * 100+ <i>j</i>), if the <i>i</i> -th argument is a scalar and had an illegal value, then <i>info</i> = - <i>i</i> .

Application Notes

The matrix *Q* is represented as a product of elementary reflectors

$$Q = H(ia+k-1)*H(ia+k-2)*\dots*H(ia),$$

where $k = \min(m, n)$

Each $H(i)$ has the form

$$H(i) = I - \tau v v'$$

where τ is a real/complex scalar, and v is a real/complex vector with $v(1:i-1) = 0$ and $v(i) = 1$; $v(i+1:n)$ is stored on exit in $A(ia+i-1:ia+i-1, ja+n-1)$, and τ in $\tau(ia+i-1)$.

p?orglq

Generates the real orthogonal matrix Q of the LQ factorization formed by p?gelqf.

Syntax

```
call psorglq( m, n, k, a, ia, ja, desca, tau, work, lwork, info)
call pdorglq( m, n, k, a, ia, ja, desca, tau, work, lwork, info)
```

Description

For C interface, this routine is declared in `mk1_scalapack.h` file.

This routine generates the whole or part of m -by- n real distributed matrix Q denoting $A(ia:ia+m-1, ja:ja+n-1)$ with orthonormal rows, which is defined as the first m rows of a product of k elementary reflectors of order n

$$Q = H(k) * \dots * H(2) * H(1)$$

as returned by p?gelqf.

Input Parameters

m	(global) INTEGER. The number of rows in the submatrix $\text{sub}(Q)$; ($m \geq 0$).
n	(global) INTEGER. The number of columns in the submatrix $\text{sub}(Q)$ ($n \geq m \geq 0$).
k	(global) INTEGER. The number of elementary reflectors whose product defines the matrix Q ($m \geq k \geq 0$).
a	(local) REAL for psorglq DOUBLE PRECISION for pdorglq Pointer into the local memory to an array of local dimension $(lld_a, LOCC(ja+n-1))$. On entry, the i -th row must contain the vector which defines the elementary reflector $H(i)$, $ia \leq i \leq ia+k-1$, as returned by p?gelqf in the k rows of its distributed matrix argument $A(ia:ia+k-1, ja:*)$.

<i>ia, ja</i>	(global) INTEGER. The row and column indices in the global array <i>a</i> indicating the first row and the first column of the submatrix $A((ia:ia+m-1, ja:ja+n-1))$, respectively.
<i>desca</i>	(global and local) INTEGER array, dimension (<i>dlen_</i>). The array descriptor for the distributed matrix <i>A</i> .
<i>work</i>	(local) REAL for psorglq DOUBLE PRECISION for pdorglq Workspace array of dimension of <i>lwork</i> .
<i>lwork</i>	(local or global) INTEGER, dimension of <i>work</i> , must be at least $lwork \geq mb_a * (mpa0 + nqa0 + mb_a)$, where $iroffa = \text{mod}(ia-1, mb_a)$, $icoffa = \text{mod}(ja-1, nb_a)$, $iarow = \text{indxg2p}(ia, mb_a, MYROW, rsrc_a, NPROW)$, $iacol = \text{indxg2p}(ja, nb_a, MYCOL, csrc_a, NPCOL)$, $mpa0 = \text{numroc}(m + iroffa, mb_a, MYROW, iarow, NPROW)$, $nqa0 = \text{numroc}(n + icoffa, nb_a, MYCOL, iacol, NPCOL)$ indxg2p and numroc are ScaLAPACK tool functions; MYROW, MYCOL, NPROW and NPCOL can be determined by calling the subroutine <code>blacs_gridinfo</code> . If <i>lwork</i> = -1, then <i>lwork</i> is global input and a workspace query is assumed; the routine only calculates the minimum and optimal size for all work arrays. Each of these values is returned in the first entry of the corresponding work array, and no error message is issued by <code>pxerbla</code> .

Output Parameters

<i>a</i>	Contains the local pieces of the <i>m</i> -by- <i>n</i> distributed matrix <i>Q</i> to be factored.
<i>tau</i>	(local) REAL for psorglq DOUBLE PRECISION for pdorglq Array, DIMENSION $LOCr(ia+k-1)$. Contains the scalar factors <i>tau</i> of elementary reflectors $H(i)$. <i>tau</i> is tied to the distributed matrix <i>A</i> .

<code>work(1)</code>	On exit, <code>work(1)</code> contains the minimum value of <code>lwork</code> required for optimum performance.
<code>info</code>	(global) INTEGER. = 0: the execution is successful. < 0: if the <i>i</i> -th argument is an array and the <i>j</i> -entry had an illegal value, then <code>info</code> = $-(i * 100 + j)$, if the <i>i</i> -th argument is a scalar and had an illegal value, then <code>info</code> = $-i$.

p?unglq

Generates the unitary matrix Q of the LQ factorization formed by `p?gelqf`.

Syntax

```
call pcunglq( m, n, k, a, ia, ja, desca, tau, work, lwork, info)
call pzunglq( m, n, k, a, ia, ja, desca, tau, work, lwork, info)
```

Description

For C interface, this routine is declared in `mkl_scalapack.h` file.

This routine generates the whole or part of *m*-by-*n* complex distributed matrix Q denoting $A(ia:ia+m-1, ja:ja+n-1)$ with orthonormal rows, which is defined as the first *m* rows of a product of *k* elementary reflectors of order *n*

$Q = (H(k))^H \dots (H(2))^H (H(1))^H$ as returned by `p?gelqf`.

Input Parameters

<i>m</i>	(global) INTEGER. The number of rows in the submatrix <code>sub(Q)</code> ($m \geq 0$).
<i>n</i>	(global) INTEGER. The number of columns in the submatrix <code>sub(Q)</code> ($n \geq m \geq 0$).
<i>k</i>	(global) INTEGER. The number of elementary reflectors whose product defines the matrix Q ($m \geq k \geq 0$).
<i>a</i>	(local) COMPLEX for <code>pcunglq</code>

DOUBLE COMPLEX for pzunglq
 Pointer into the local memory to an array of local dimension
 (*lld_a*, *LOCc(ja+n-1)*). On entry, the *i*-th row must
 contain the vector which defines the elementary reflector
 $H(i)$, $ia \leq i \leq ia+k-1$, as returned by [pzgelqf](#) in the *k* rows
 of its distributed matrix argument $A(ia:ia+k-1, ja:*)$.

ia, ja (global) INTEGER. The row and column indices in the global
 array *a* indicating the first row and the first column of the
 submatrix $A(ia:ia+m-1, ja:ja+n-1)$, respectively.

desca (global and local) INTEGER array, dimension (*dlen_*). The
 array descriptor for the distributed matrix *A*.

tau (local)
 COMPLEX for pcunglq
 DOUBLE COMPLEX for pzunglq
 Array, DIMENSION *LOCr(ia+k-1)*.
 Contains the scalar factors *tau* of elementary reflectors $H(i)$.
tau is tied to the distributed matrix *A*.

work (local)
 COMPLEX for pcunglq
 DOUBLE COMPLEX for pzunglq
 Workspace array of dimension of *lwork*.

lwork (local or global) INTEGER, dimension of *work*, must be at
 least $lwork \geq mb_a * (mpa0 + nqa0 + mb_a)$, where
 $iroffa = \text{mod}(ia-1, mb_a)$,
 $icoffa = \text{mod}(ja-1, nb_a)$,
 $iarow = \text{indxg2p}(ia, mb_a, \text{MYROW}, rsrc_a, \text{NPROW})$,
 $iacol = \text{indxg2p}(ja, nb_a, \text{MYCOL}, csrc_a, \text{NPCOL})$,
 $mpa0 = \text{numroc}(m + iroffa, mb_a, \text{MYROW}, iarow, \text{NPROW})$,
 $nqa0 = \text{numroc}(n + icoffa, nb_a, \text{MYCOL}, iacol, \text{NPCOL})$
indxg2p and *numroc* are ScaLAPACK tool functions; MYROW,
 MYCOL, NPROW and NPCOL can be determined by calling the
 subroutine *blacs_gridinfo*.

If $lwork = -1$, then $lwork$ is global input and a workspace query is assumed; the routine only calculates the minimum and optimal size for all work arrays. Each of these values is returned in the first entry of the corresponding work array, and no error message is issued by `pxerbla`.

Output Parameters

a	Contains the local pieces of the m -by- n distributed matrix Q to be factored.
$work(1)$	On exit, $work(1)$ contains the minimum value of $lwork$ required for optimum performance.
$info$	(global) INTEGER. = 0: the execution is successful. < 0: if the i -th argument is an array and the j -entry had an illegal value, then $info = -(i*100+j)$, if the i -th argument is a scalar and had an illegal value, then $info = -i$.

p?ormlq

Multiplies a general matrix by the orthogonal matrix Q of the LQ factorization formed by p?gelqf.

Syntax

```
call psormlq( side, trans, m, n, k, a, ia, ja, desca, tau, c, ic, jc, work,
             lwork, info)
```

```
call pdormlq( side, trans, m, n, k, a, ia, ja, desca, tau, c, ic, jc, work,
             lwork, info)
```

Description

For C interface, this routine is declared in `mk1_scalapack.h` file.

This routine overwrites the general real m -by- n distributed matrix $sub(C) = C(ic:ic+m-1, jc:jc+n-1)$ with

	$side = 'L'$	$side = 'R'$
$trans = 'N':$	$Q*sub(c)$	$sub(c)*Q$

$trans = 'T': \quad Q^T * sub(c) \quad sub(c) * Q^T$

where Q is a real orthogonal distributed matrix defined as the product of k elementary reflectors

$$Q = H(k) \dots H(2) H(1)$$

as returned by `p?gelqf`. Q is of order m if $side = 'L'$ and of order n if $side = 'R'$.

Input Parameters

side (global) CHARACTER
 = 'L': Q or Q^T is applied from the left.
 = 'R': Q or Q^T is applied from the right.

trans (global) CHARACTER
 = 'N', no transpose, Q is applied.
 = 'T', transpose, Q^T is applied.

m (global) INTEGER. The number of rows in the distributed matrix $sub(c)$ ($m \geq 0$).

n (global) INTEGER. The number of columns in the distributed matrix $sub(c)$ ($n \geq 0$).

k (global) INTEGER. The number of elementary reflectors whose product defines the matrix Q . Constraints:
 If $side = 'L'$, $m \geq k \geq 0$
 If $side = 'R'$, $n \geq k \geq 0$.

a (local)
 REAL for `psormlq`
 DOUBLE PRECISION for `pdormlq`.
 Pointer into the local memory to an array of dimension $(lld_a, LOCC(ja+m-1))$, if $side = 'L'$ and $(lld_a, LOCC(ja+n-1))$, if $side = 'R'$. The i -th row must contain the vector which defines the elementary reflector $H(i)$, $ia \leq i \leq ia+k-1$, as returned by `p?gelqf` in the k rows of its distributed matrix argument $A(ia:ia+k-1, ja:*)$. $A(ia:ia+k-1, ja:*)$ is modified by the routine but restored on exit.

<i>ia, ja</i>	(global) INTEGER. The row and column indices in the global array <i>a</i> indicating the first row and the first column of the submatrix <i>A</i> , respectively.
<i>desca</i>	(global and local) INTEGER array, dimension (<i>dlen_</i>). The array descriptor for the distributed matrix <i>A</i> .
<i>tau</i>	(local) REAL for psormlq DOUBLE PRECISION for pdormlq Array, DIMENSION <i>LOCc(ja+k-1)</i> . Contains the scalar factor <i>tau(i)</i> of elementary reflectors <i>H(i)</i> as returned by p?gelqf. <i>tau</i> is tied to the distributed matrix <i>A</i> .
<i>c</i>	(local) REAL for psormlq DOUBLE PRECISION for pdormlq Pointer into the local memory to an array of local dimension (<i>lld_c, LOCc(jc+n-1)</i>). Contains the local pieces of the distributed matrix sub(<i>c</i>) to be factored.
<i>ic, jc</i>	(global) INTEGER. The row and column indices in the global array <i>c</i> indicating the first row and the first column of the submatrix <i>C</i> , respectively.
<i>descc</i>	(global and local) INTEGER array, dimension (<i>dlen_</i>). The array descriptor for the distributed matrix <i>C</i> .
<i>work</i>	(local) REAL for psormlq DOUBLE PRECISION for pdormlq. Workspace array of dimension of <i>lwork</i> .
<i>lwork</i>	(local or global) INTEGER, dimension of the array <i>work</i> ; must be at least: If <i>side</i> = 'L', $lwork \geq \max((mb_a*(mb_a-1))/2, (mpc0+\max mqa0)+\text{numroc}(\text{numroc}(m + iroffc, mb_a, 0, 0, NPROW), mb_a, 0, 0, lcmp), nqc0))* mb_a) + mb_a*mb_a$ else if <i>side</i> = 'R',


```

 $lwork \geq \max((mb\_a * (mb\_a - 1)) / 2, (mpc0 + nqc0) * mb\_a$ 
 $+ mb\_a * mb\_a$ 
end if
where
 $lcmp = lcm / NPROW$  with  $lcm = ilcm(NPROW, NPCOL)$ ,
 $iroffa = \text{mod}(ia - 1, mb\_a)$ ,
 $icoffa = \text{mod}(ja - 1, nb\_a)$ ,
 $iacol = \text{indxg2p}(ja, nb\_a, MYCOL, csrc\_a, NPCOL)$ ,
 $mqa0 = \text{numroc}(m + icoffa, nb\_a, MYCOL, iacol,$ 
 $NPCOL)$ ,
 $iroffc = \text{mod}(ic - 1, mb\_c)$ ,
 $icoffc = \text{mod}(jc - 1, nb\_c)$ ,
 $icrow = \text{indxg2p}(ic, mb\_c, MYROW, rsrc\_c, NPROW)$ ,
 $iccol = \text{indxg2p}(jc, nb\_c, MYCOL, csrc\_c, NPCOL)$ ,
 $mpc0 = \text{numroc}(m + iroffc, mb\_c, MYROW, icrow,$ 
 $NPROW)$ ,
 $nqc0 = \text{numroc}(n + icoffc, nb\_c, MYCOL, iccol,$ 
 $NPCOL)$ ,
 $ilcm, \text{indxg2p}$  and  $\text{numroc}$  are ScaLAPACK tool functions;
 $MYROW, MYCOL, NPROW$  and  $NPCOL$  can be determined by
calling the subroutine blacs_gridinfo.
If  $lwork = -1$ , then  $lwork$  is global input and a workspace
query is assumed; the routine only calculates the minimum
and optimal size for all work arrays. Each of these values
is returned in the first entry of the corresponding work array,
and no error message is issued by pxerbla.

```

Output Parameters

c	Overwritten by the product $Q * \text{sub}(c)$, or $Q' * \text{sub}(c)$, or $\text{sub}(c) * Q'$, or $\text{sub}(c) * Q$
$work(1)$	On exit $work(1)$ contains the minimum value of $lwork$ required for optimum performance.
$info$	(global) INTEGER. = 0: the execution is successful.

< 0: if the i -th argument is an array and the j -entry had an illegal value, then $info = - (i * 100 + j)$, if the i -th argument is a scalar and had an illegal value, then $info = -i$.

p?unmlq

Multiplies a general matrix by the unitary matrix Q of the LQ factorization formed by p?gelqf.

Syntax

```
call pcunmlq( side, trans, m, n, k, a, ia, ja, desca, tau, c, ic, jc, descc,
work, lwork, info )

call pzunmlq( side, trans, m, n, k, a, ia, ja, desca, tau, c, ic, jc, descc,
work, lwork, info )
```

Description

For C interface, this routine is declared in mkl_scalapack.h file.

This routine overwrites the general complex m -by- n distributed matrix sub (C) = C ($ic:ic+m-1, jc:jc+n-1$) with

	$side = 'L'$	$side = 'R'$
$trans = 'N':$	$Q * sub(C)$	$sub(C) * Q$
$trans = 'T':$	$Q^H * sub(C)$	$sub(C) * Q^H$

where Q is a complex unitary distributed matrix defined as the product of k elementary reflectors

$$Q = H(k) \dots H(2) \dots H(1)$$

as returned by p?gelqf. Q is of order m if $side = 'L'$ and of order n if $side = 'R'$.

Input Parameters

$side$	(global) CHARACTER = 'L': Q or Q^H is applied from the left. = 'R': Q or Q^H is applied from the right.
$trans$	(global) CHARACTER = 'N', no transpose, Q is applied.

	= 'C', conjugate transpose, Q^H is applied.
<i>m</i>	(global) INTEGER. The number of rows in the distributed matrix <code>sub(c)</code> ($m \geq 0$).
<i>n</i>	(global) INTEGER. The number of columns in the distributed matrix <code>sub(c)</code> ($n \geq 0$).
<i>k</i>	(global) INTEGER. The number of elementary reflectors whose product defines the matrix Q . Constraints: If <i>side</i> = 'L', $m \geq k \geq 0$ If <i>side</i> = 'R', $n \geq k \geq 0$.
<i>a</i>	(local) COMPLEX for <code>pcunmlq</code> DOUBLE COMPLEX for <code>pzunmlq</code> . Pointer into the local memory to an array of dimension <code>(lld_a, LOCc(ja+m-1))</code> , if <i>side</i> = 'L', and <code>(lld_a, LOCc(ja+n-1))</code> , if <i>side</i> = 'R', where $lld_a \geq \max(1, LOCr(ia+k-1))$. The <i>i</i> -th column must contain the vector which defines the elementary reflector $H(i)$, $ia \leq i \leq ia+k-1$, as returned by <code>p?gelqf</code> in the <i>k</i> rows of its distributed matrix argument <code>A(ia:ia+k-1, ja:*)</code> . <code>A(ia:ia+k-1, ja:*)</code> is modified by the routine but restored on exit.
<i>ia, ja</i>	(global) INTEGER. The row and column indices in the global array <i>a</i> indicating the first row and the first column of the submatrix <i>A</i> , respectively.
<i>desca</i>	(global and local) INTEGER array, dimension <code>(dlen_)</code> . The array descriptor for the distributed matrix <i>A</i> .
<i>tau</i>	(local) COMPLEX for <code>pcunmlq</code> DOUBLE COMPLEX for <code>pzunmlq</code> Array, DIMENSION <code>LOCc(ia+k-1)</code> . Contains the scalar factor $\tau(i)$ of elementary reflectors $H(i)$ as returned by <code>p?gelqf</code> . <i>tau</i> is tied to the distributed matrix <i>A</i> .
<i>c</i>	(local) COMPLEX for <code>pcunmlq</code>

DOUBLE COMPLEX for pzunmlq.
 Pointer into the local memory to an array of local dimension
 (*lld_c*, *LOCc(jc+n-1)*).
 Contains the local pieces of the distributed matrix sub(*c*)
 to be factored.

ic, jc (global) INTEGER. The row and column indices in the global
 array *c* indicating the first row and the first column of the
 submatrix *c*, respectively.

descc (global and local) INTEGER array, dimension (*dlen_*). The
 array descriptor for the distributed matrix *c*.

work (local)
 COMPLEX for pcunmlq
 DOUBLE COMPLEX for pzunmlq.
 Workspace array of dimension of *lwork*.

lwork (local or global) INTEGER, dimension of the array *work*;
 must be at least:
 If *side* = 'L',

$$lwork \geq \max((mb_a * (mb_a - 1)) / 2, (mpc0 + \max(mqa0) + \text{numroc}(\text{numroc}(m + iroffc, mb_a, 0, 0, NPROW), mb_a, 0, 0, lcmp), nqc0)) * mb_a) + mb_a * mb_a$$

 else if *side* = 'R',

$$lwork \geq \max((mb_a * (mb_a - 1)) / 2, (mpc0 + nqc0) * mb_a + mb_a * mb_a)$$

 end if
 where

$$lcmp = lcm / NPROW \text{ with } lcm = ilcm(NPROW, NPCOL),$$

$$iroffa = \text{mod}(ia - 1, mb_a),$$

$$icoffa = \text{mod}(ja - 1, nb_a),$$

$$iacol = \text{indxg2p}(ja, nb_a, MYCOL, csrc_a, NPCOL),$$

$$mqa0 = \text{numroc}(m + icoffa, nb_a, MYCOL, iacol, NPCOL),$$

$$iroffc = \text{mod}(ic - 1, mb_c),$$

$$icoffc = \text{mod}(jc - 1, nb_c),$$

$$icrow = \text{indxg2p}(ic, mb_c, MYROW, rsrc_c, NPROW),$$

$$iccol = \text{indxg2p}(jc, nb_c, MYCOL, csrc_c, NPCOL),$$

$$mpc0 = \text{numroc}(m + iroffc, mb_c, MYROW, icrow, NPROW),$$

`nqc0 = numroc(n+icoffc, nb_c, MYCOL, iccol, NPCOL),`
`ilcm, indxcg2p` and `numroc` are ScaLAPACK tool functions;
`MYROW, MYCOL, NPROW` and `NPCOL` can be determined by
calling the subroutine `blacs_gridinfo`.
If `lwork = -1`, then `lwork` is global input and a workspace
query is assumed; the routine only calculates the minimum
and optimal size for all work arrays. Each of these values
is returned in the first entry of the corresponding work array,
and no error message is issued by `p?erbla`.

Output Parameters

<code>c</code>	Overwritten by the product $Q \cdot \text{sub}(c)$, or $Q' \cdot \text{sub}(c)$, or $\text{sub}(c) \cdot Q'$, or $\text{sub}(c) \cdot Q$
<code>work(1)</code>	On exit <code>work(1)</code> contains the minimum value of <code>lwork</code> required for optimum performance.
<code>info</code>	(global) INTEGER. = 0: the execution is successful. < 0: if the <i>i</i> -th argument is an array and the <i>j</i> -entry had an illegal value, then <code>info = - (i* 100+j)</code> , if the <i>i</i> -th argument is a scalar and had an illegal value, then <code>info = -i</code> .

p?geqlf

Computes the QL factorization of a general matrix.

Syntax

```
call psgeqlf(m, n, a, ia, ja, desca, tau, work, lwork, info)
call pdgeqlf(m, n, a, ia, ja, desca, tau, work, lwork, info)
call pcgeqlf(m, n, a, ia, ja, desca, tau, work, lwork, info)
call pzgeqlf(m, n, a, ia, ja, desca, tau, work, lwork, info)
```

Description

For C interface, this routine is declared in `mk1_scalapack.h` file.

This routine forms the QL factorization of a real/complex distributed m -by- n matrix $\text{sub}(A) = A(ia:ia+m-1, ja:ja+n-1) = Q^*L$.

Input Parameters

<i>m</i>	(global) INTEGER. The number of rows in the submatrix $\text{sub}(Q)$; ($m \geq 0$).
<i>n</i>	(global) INTEGER. The number of columns in the submatrix $\text{sub}(Q)$ ($n \geq 0$).
<i>a</i>	(local) REAL for psgeqlf DOUBLE PRECISION for pdgeqlf COMPLEX for pcgeqlf DOUBLE COMPLEX for pzgeqlf Pointer into the local memory to an array of local dimension $(lld_a, LOCc(ja+n-1))$. Contains the local pieces of the distributed matrix $\text{sub}(A)$ to be factored.
<i>ia, ja</i>	(global) INTEGER. The row and column indices in the global array <i>a</i> indicating the first row and the first column of the submatrix $A((ia:ia+m-1, ja:ja+n-1))$, respectively.
<i>desca</i>	(global and local) INTEGER array, dimension $(dlen_)$. The array descriptor for the distributed matrix <i>A</i> .
<i>work</i>	(local) REAL for psgeqlf DOUBLE PRECISION for pdgeqlf COMPLEX for pcgeqlf DOUBLE COMPLEX for pzgeqlf Workspace array of dimension of <i>lwork</i> .
<i>lwork</i>	(local or global) INTEGER, dimension of <i>work</i> , must be at least $lwork \geq nb_a * (mp0 + nq0 + nb_a)$, where $iroff = \text{mod}(ia-1, mb_a)$, $icoff = \text{mod}(ja-1, nb_a)$, $iarow = \text{indxg2p}(ia, mb_a, MYROW, rsrc_a, NPROW)$, $iacol = \text{indxg2p}(ja, nb_a, MYCOL, csrc_a, NPCOL)$, $mp0 = \text{numroc}(m+iroff, mb_a, MYROW, iarow, NPROW)$, $nq0 = \text{numroc}(n+icoff, nb_a, MYCOL, iacol, NPCOL)$

`numroc` and `indxg2p` are ScaLAPACK tool functions; `MYROW`, `MYCOL`, `NPROW` and `NPCOL` can be determined by calling the subroutine `blacs_gridinfo`.

If `lwork = -1`, then `lwork` is global input and a workspace query is assumed; the routine only calculates the minimum and optimal size for all work arrays. Each of these values is returned in the first entry of the corresponding work array, and no error message is issued by `pxerbla`.

Output Parameters

<code>a</code>	On exit, if $m \geq n$, the lower triangle of the distributed submatrix $A(ia+m-n:ia+m-1, ja:ja+n-1)$ contains the n -by- n lower triangular matrix L ; if $m \leq n$, the elements on and below the $(n-m)$ -th superdiagonal contain the m -by- n lower trapezoidal matrix L ; the remaining elements, with the array <code>tau</code> , represent the orthogonal/unitary matrix Q as a product of elementary reflectors (see <i>Application Notes</i> below).
<code>tau</code>	(local) REAL for <code>psgeqlf</code> DOUBLE PRECISION for <code>pdgeqlf</code> COMPLEX for <code>pcgeqlf</code> DOUBLE COMPLEX for <code>pzgeqlf</code> Array, DIMENSION <code>LOCc(ja+n-1)</code> . Contains the scalar factors of elementary reflectors. <code>tau</code> is tied to the distributed matrix A .
<code>work(1)</code>	On exit, <code>work(1)</code> contains the minimum value of <code>lwork</code> required for optimum performance.
<code>info</code>	(global) INTEGER. = 0: the execution is successful. < 0: if the i -th argument is an array and the j -entry had an illegal value, then <code>info</code> = $-(i*100+j)$, if the i -th argument is a scalar and had an illegal value, then <code>info</code> = $-i$.

Application Notes

The matrix Q is represented as a product of elementary reflectors

$$Q = H(ja+k-1) * \dots * H(ja+1) * H(ja),$$

where $k = \min(m, n)$

Each $H(i)$ has the form

$$H(i) = I - \tau * v * v'$$

where τ is a real/complex scalar, and v is a real/complex vector with $v(m-k+i+1:m) = 0$ and $v(m-k+i) = 1$; $v(m-k+i-1)$ is stored on exit in $A(ia+ia+m-k+i-2, ja+n-k+i-1)$, and τ in $\tau(ja+n-k+i-1)$.

p?orgql

Generates the orthogonal matrix Q of the QL factorization formed by p?geqlf.

Syntax

```
call psorgql( m, n, k, a, ia, ja, desca, tau, work, lwork, info)
call pdorgql( m, n, k, a, ia, ja, desca, tau, work, lwork, info)
```

Description

For C interface, this routine is declared in `mkl_scalapack.h` file.

This routine generates the whole or part of m -by- n real distributed matrix Q denoting $A(ia:ia+m-1, ja:ja+n-1)$ with orthonormal rows, which is defined as the first m rows of a product of k elementary reflectors of order n

$$Q = H(k) * \dots * H(2) * H(1)$$

as returned by `p?geqlf`.

Input Parameters

m	(global) INTEGER. The number of rows in the submatrix $\text{sub}(Q)$; ($m \geq 0$).
n	(global) INTEGER. The number of columns in the submatrix $\text{sub}(Q)$ ($m \geq n \geq 0$).

<i>k</i>	(global) INTEGER. The number of elementary reflectors whose product defines the matrix Q ($n \geq k \geq 0$).
<i>a</i>	(local) REAL for psorgql DOUBLE PRECISION for pdorgql Pointer into the local memory to an array of local dimension (<i>lld_a</i> , <i>LOCc</i> (<i>ja+n-1</i>)). On entry, the <i>j</i> -th column must contain the vector which defines the elementary reflector $H(j)$, $ja+n-k \leq j \leq ja+n-1$, as returned by p?geqlf in the <i>k</i> columns of its distributed matrix argument $A(ia:ja+n-k:ja+n-1)$.
<i>ia, ja</i>	(global) INTEGER. The row and column indices in the global array <i>a</i> indicating the first row and the first column of the submatrix $A((ia:ia+m-1, ja:ja+n-1)$, respectively.
<i>desca</i>	(global and local) INTEGER array, dimension (<i>dlen_</i>). The array descriptor for the distributed matrix <i>A</i> .
<i>tau</i>	(local) REAL for psorgql DOUBLE PRECISION for pdorgql Array, DIMENSION <i>LOCc</i> (<i>ja+n-1</i>). Contains the scalar factors $\tau(j)$ of elementary reflectors $H(j)$. <i>tau</i> is tied to the distributed matrix <i>A</i> .
<i>work</i>	(local) REAL for psorgql DOUBLE PRECISION for pdorgql Workspace array of dimension of <i>lwork</i> .
<i>lwork</i>	(local or global) INTEGER, dimension of <i>work</i> , must be at least $lwork \geq nb_a * (nqa0 + mpa0 + nb_a)$, where $iroffa = \text{mod}(ia-1, mb_a)$, $icoffa = \text{mod}(ja-1, nb_a)$, $iarow = \text{indxg2p}(ia, mb_a, MYROW, rsrc_a, NPROW)$, $iacol = \text{indxg2p}(ja, nb_a, MYCOL, csrc_a, NPCOL)$, $mpa0 = \text{numroc}(m + iroffa, mb_a, MYROW, iarow, NPROW)$, $nqa0 = \text{numroc}(n + icoffa, nb_a, MYCOL, iacol, NPCOL)$

`indxg2p` and `numroc` are ScaLAPACK tool functions; `MYROW`, `MYCOL`, `NPROW` and `NPCOL` can be determined by calling the subroutine `blacs_gridinfo`.

If `lwork = -1`, then `lwork` is global input and a workspace query is assumed; the routine only calculates the minimum and optimal size for all work arrays. Each of these values is returned in the first entry of the corresponding work array, and no error message is issued by `pxerbla`.

Output Parameters

<code>a</code>	Contains the local pieces of the m -by- n distributed matrix Q to be factored.
<code>work(1)</code>	On exit, <code>work(1)</code> contains the minimum value of <code>lwork</code> required for optimum performance.
<code>info</code>	(global) INTEGER. = 0: the execution is successful. < 0: if the i -th argument is an array and the j -entry had an illegal value, then <code>info</code> = - ($i*100+j$), if the i -th argument is a scalar and had an illegal value, then <code>info</code> = - i .

p?ungql

Generates the unitary matrix Q of the QL factorization formed by `p?geqlf`.

Syntax

```
call pcungql( m, n, k, a, ia, ja, desca, tau, work, lwork, info)
call pzungql( m, n, k, a, ia, ja, desca, tau, work, lwork, info)
```

Description

For C interface, this routine is declared in `mkl_scalapack.h` file.

This routine generates the whole or part of m -by- n complex distributed matrix Q denoting $A(ia:ia+m-1, ja:ja+n-1)$ with orthonormal rows, which is defined as the first n columns of a product of k elementary reflectors of order m

$Q = (H(k))^H \dots (H(2))^H (H(1))^H$ as returned by `p?geqlf`.

Input Parameters

<i>m</i>	(global) INTEGER. The number of rows in the submatrix <code>sub(Q)</code> ($m \geq 0$).
<i>n</i>	(global) INTEGER. The number of columns in the submatrix <code>sub(Q)</code> ($m \geq n \geq 0$).
<i>k</i>	(global) INTEGER. The number of elementary reflectors whose product defines the matrix <i>Q</i> ($n \geq k \geq 0$).
<i>a</i>	(local) COMPLEX for <code>pcungql</code> DOUBLE COMPLEX for <code>pzungql</code> Pointer into the local memory to an array of local dimension <code>(lld_a, LOcc(ja+n-1))</code> . On entry, the <i>j</i> -th column must contain the vector which defines the elementary reflector $H(j)$, $ja+n-k \leq j \leq ja+n-1$, as returned by <code>p?geqlf</code> in the <i>k</i> columns of its distributed matrix argument <code>A(ia:*, ja+n-k: ja+n-1)</code> .
<i>ia, ja</i>	(global) INTEGER. The row and column indices in the global array <i>a</i> indicating the first row and the first column of the submatrix <code>A(ia:ia+m-1, ja:ja+n-1)</code> , respectively.
<i>desca</i>	(global and local) INTEGER array, dimension <code>(dlen_)</code> . The array descriptor for the distributed matrix <i>A</i> .
<i>tau</i>	(local) COMPLEX for <code>pcungql</code> DOUBLE COMPLEX for <code>pzungql</code> Array, DIMENSION <code>LOCr(ia+n-1)</code> . Contains the scalar factors <i>tau</i> (<i>j</i>) of elementary reflectors $H(j)$. <i>tau</i> is tied to the distributed matrix <i>A</i> .
<i>work</i>	(local) COMPLEX for <code>pcungql</code> DOUBLE COMPLEX for <code>pzungql</code> Workspace array of dimension of <i>lwork</i> .
<i>lwork</i>	(local or global) INTEGER, dimension of <i>work</i> , must be at least $lwork \geq nb_a * (nqa0 + mpa0 + nb_a)$, where

```

irow = mod(ia-1, mb_a),
icoffa = mod(ja-1, nb_a),
iarow = indxg2p(ia, mb_a, MYROW, rsrc_a, NPROW),
iacol = indxg2p(ja, nb_a, MYCOL, csrc_a, NPCOL),
mpa0 = numroc(m+irow, mb_a, MYROW, iarow,
NPROW),
nqa0 = numroc(n+icoffa, nb_a, MYCOL, iacol, NPCOL)
indxg2p and numroc are ScaLAPACK tool functions; MYROW,
MYCOL, NPROW and NPCOL can be determined by calling the
subroutine blacs_gridinfo.

```

If *lwork* = -1, then *lwork* is global input and a workspace query is assumed; the routine only calculates the minimum and optimal size for all work arrays. Each of these values is returned in the first entry of the corresponding work array, and no error message is issued by `p?erbla`.

Output Parameters

<i>a</i>	Contains the local pieces of the <i>m</i> -by- <i>n</i> distributed matrix <i>Q</i> to be factored.
<i>work</i> (1)	On exit, <i>work</i> (1) contains the minimum value of <i>lwork</i> required for optimum performance.
<i>info</i>	(global) INTEGER. = 0: the execution is successful. < 0: if the <i>i</i> -th argument is an array and the <i>j</i> -entry had an illegal value, then <i>info</i> = - (<i>i</i> * 100+ <i>j</i>), if the <i>i</i> -th argument is a scalar and had an illegal value, then <i>info</i> = - <i>i</i> .

p?ormql

Multiplies a general matrix by the orthogonal matrix Q of the QL factorization formed by p?geqlf.

Syntax

```

call psormql( side, trans, m, n, k, a, ia, ja, desca, tau, c, ic, jc, descc,
work, lwork, info)

```

```
call pdormql( side, trans, m, n, k, a, ia, ja, desca, tau, c, ic, jc, descc,
work, lwork, info)
```

Description

For C interface, this routine is declared in `mkl_scalapack.h` file.

This routine overwrites the general real m -by- n distributed matrix $\text{sub}(C) = C$ ($ic:ic+m-1, jc:jc+n-1$) with

	$side = 'L'$	$side = 'R'$
$trans = 'N':$	$Q * \text{sub}(C)$	$\text{sub}(C) * Q$
$trans = 'T':$	$Q^T * \text{sub}(C)$	$\text{sub}(C) * Q^T$

where Q is a real orthogonal distributed matrix defined as the product of k elementary reflectors

$$Q = H(k) \dots H(2) H(1)$$

as returned by `p?geqlf`. Q is of order m if $side = 'L'$ and of order n if $side = 'R'$.

Input Parameters

<i>side</i>	(global) CHARACTER $= 'L'$: Q or Q^T is applied from the left. $= 'R'$: Q or Q^T is applied from the right.
<i>trans</i>	(global) CHARACTER $= 'N'$, no transpose, Q is applied. $= 'T'$, transpose, Q^T is applied.
<i>m</i>	(global) INTEGER. The number of rows in the distributed matrix $\text{sub}(C)$ ($m \geq 0$).
<i>n</i>	(global) INTEGER. The number of columns in the distributed matrix $\text{sub}(C)$ ($n \geq 0$).
<i>k</i>	(global) INTEGER. The number of elementary reflectors whose product defines the matrix Q . Constraints: If $side = 'L'$, $m \geq k \geq 0$ If $side = 'R'$, $n \geq k \geq 0$.
<i>a</i>	(local) REAL for <code>psormql</code> DOUBLE PRECISION for <code>pdormql</code> .

	<p>Pointer into the local memory to an array of dimension $(lld_a, LOCc(ja+k-1))$. The j-th column must contain the vector which defines the elementary reflector $H(j)$, $ja \leq j \leq ja+k-1$, as returned by <code>p?gelqf</code> in the k columns of its distributed matrix argument $A(ia:*, ja:ja+k-1)$. $A(ia:*, ja:ja+k-1)$ is modified by the routine but restored on exit.</p> <p>If <code>side = 'L'</code>, $lld_a \geq \max(1, LOCr(ia+m-1))$, If <code>side = 'R'</code>, $lld_a \geq \max(1, LOCr(ia+n-1))$.</p>
<i>ia, ja</i>	(global) INTEGER. The row and column indices in the global array <i>a</i> indicating the first row and the first column of the submatrix <i>A</i> , respectively.
<i>desca</i>	(global and local) INTEGER array, dimension $(dlen_)$. The array descriptor for the distributed matrix <i>A</i> .
<i>tau</i>	<p>(local)</p> <p>REAL for <code>psormql</code> DOUBLE PRECISION for <code>pdormql</code>. Array, DIMENSION $LOCc(ja+n-1)$). Contains the scalar factor $\tau(j)$ of elementary reflectors $H(j)$ as returned by <code>p?geqlf</code>. τ is tied to the distributed matrix <i>A</i>.</p>
<i>c</i>	<p>(local)</p> <p>REAL for <code>psormql</code> DOUBLE PRECISION for <code>pdormql</code>. Pointer into the local memory to an array of local dimension $(lld_c, LOCc(jc+n-1))$. Contains the local pieces of the distributed matrix $sub(c)$ to be factored.</p>
<i>ic, jc</i>	(global) INTEGER. The row and column indices in the global array <i>c</i> indicating the first row and the first column of the submatrix <i>c</i> , respectively.
<i>descc</i>	(global and local) INTEGER array, dimension $(dlen_)$. The array descriptor for the distributed matrix <i>c</i> .
<i>work</i>	<p>(local)</p> <p>REAL for <code>psormql</code> DOUBLE PRECISION for <code>pdormql</code>.</p>

lwork

Workspace array of dimension of *lwork*.

(local or global) INTEGER, dimension of *work*, must be at least:

If *side* = 'L',

$lwork \geq \max((nb_a * (nb_a - 1)) / 2, (nqc0 + mpc0) * nb_a + nb_a * nb_a)$

else if *side* = 'R',

$lwork \geq \max((nb_a * (nb_a - 1)) / 2, (nqc0 + \max npa0) + \text{numroc}(\text{numroc}(n + iroffc, nb_a, 0, 0, NPCOL), nb_a, 0, 0, lcmq), mpc0)) * nb_a + nb_a * nb_a$

end if

where

$lcmp = lcm / NPCOL$ with $lcm = ilcm(NPROW, NPCOL)$,

$iroffa = \text{mod}(ia - 1, mb_a)$,

$icoffa = \text{mod}(ja - 1, nb_a)$,

$iarow = \text{indxg2p}(ia, mb_a, MYROW, rsrc_a, NPROW)$,

$npa0 = \text{numroc}(n + iroffa, mb_a, MYROW, iarow, NPROW)$,

$iroffc = \text{mod}(ic - 1, mb_c)$,

$icoffc = \text{mod}(jc - 1, nb_c)$,

$icrow = \text{indxg2p}(ic, mb_c, MYROW, rsrc_c, NPROW)$,

$iccol = \text{indxg2p}(jc, nb_c, MYCOL, csrc_c, NPCOL)$,

$mpc0 = \text{numroc}(m + iroffc, mb_c, MYROW, icrow, NPROW)$,

$nqc0 = \text{numroc}(n + icoffc, nb_c, MYCOL, iccol, NPCOL)$,

ilcm, *indxg2p* and *numroc* are ScaLAPACK tool functions; *MYROW*, *MYCOL*, *NPROW* and *NPCOL* can be determined by calling the subroutine *blacs_gridinfo*.

If *lwork* = -1, then *lwork* is global input and a workspace query is assumed; the routine only calculates the minimum and optimal size for all work arrays. Each of these values is returned in the first entry of the corresponding work array, and no error message is issued by *p_xerbla*.

Output Parameters

<code>c</code>	Overwritten by the product $Q^* \text{sub}(C)$, or $Q'^* \text{sub}(C)$, or $\text{sub}(C)^* Q'$, or $\text{sub}(C)^* Q$
<code>work(1)</code>	On exit <code>work(1)</code> contains the minimum value of <code>lwork</code> required for optimum performance.
<code>info</code>	(global) INTEGER. = 0: the execution is successful. < 0: if the i -th argument is an array and the j -entry had an illegal value, then $\text{info} = -(i * 100 + j)$, if the i -th argument is a scalar and had an illegal value, then $\text{info} = -i$.

p?unmql

Multiplies a general matrix by the unitary matrix Q of the QL factorization formed by p?geqlf.

Syntax

```
call pcunmql( side, trans, m, n, k, a, ia, ja, desca, tau, c, ic, jc, descc,
work, lwork, info)

call pzunmql( side, trans, m, n, k, a, ia, ja, desca, tau, c, ic, jc, descc,
work, lwork, info)
```

Description

For C interface, this routine is declared in `mkl_scalapack.h` file.

This routine overwrites the general complex m -by- n distributed matrix $\text{sub}(C) = C(ic:ic+m-1, jc:jc+n-1)$ with

	$side = 'L'$	$side = 'R'$
$trans = 'N':$	$Q^* \text{sub}(C)$	$\text{sub}(C)^* Q$
$trans = 'C':$	$Q^H \text{sub}(C)$	$\text{sub}(C)^* Q^H$

where Q is a complex unitary distributed matrix defined as the product of k elementary reflectors

$$Q = H(k)' \dots H(2)' H(1)'$$

as returned by `p?geqlf`. Q is of order m if $side = 'L'$ and of order n if $side = 'R'$.

Input Parameters

<i>side</i>	(global) CHARACTER ='L': Q or Q^H is applied from the left. ='R': Q or Q^H is applied from the right.
<i>trans</i>	(global) CHARACTER ='N', no transpose, Q is applied. ='C', conjugate transpose, Q^H is applied.
<i>m</i>	(global) INTEGER. The number of rows in the distributed matrix sub(<i>C</i>) ($m \geq 0$).
<i>n</i>	(global) INTEGER. The number of columns in the distributed matrix sub(<i>C</i>) ($n \geq 0$).
<i>k</i>	(global) INTEGER. The number of elementary reflectors whose product defines the matrix Q . Constraints: If <i>side</i> = 'L', $m \geq k \geq 0$ If <i>side</i> = 'R', $n \geq k \geq 0$.
<i>a</i>	(local) COMPLEX for pcunmql DOUBLE COMPLEX for pzunmql. Pointer into the local memory to an array of dimension (<i>lld_a</i> , <i>LOCc</i> (<i>ja+k-1</i>)). The <i>j</i> -th column must contain the vector which defines the elementary reflector $H(j)$, $ja \leq j \leq ja+k-1$, as returned by p?geqlf in the <i>k</i> columns of its distributed matrix argument $A(ia:*, ja:ja+k-1)$. $A(ia:*, ja:ja+k-1)$ is modified by the routine but restored on exit. If <i>side</i> = 'L', $lld_a \geq \max(1, LOCr(ia+m-1))$, If <i>side</i> = 'R', $lld_a \geq \max(1, LOCr(ia+n-1))$.
<i>ia, ja</i>	(global) INTEGER. The row and column indices in the global array <i>a</i> indicating the first row and the first column of the submatrix <i>A</i> , respectively.
<i>desca</i>	(global and local) INTEGER array, dimension (<i>dlen_</i>). The array descriptor for the distributed matrix <i>A</i> .
<i>tau</i>	(local)

	<p>COMPLEX for pcunmql DOUBLE COMPLEX for pzunmql Array, DIMENSION $LOCc(ia+n-1)$. Contains the scalar factor $\tau(j)$ of elementary reflectors $H(j)$ as returned by p?geqlf. τ is tied to the distributed matrix A.</p>
<i>c</i>	<p>(local) COMPLEX for pcunmql DOUBLE COMPLEX for pzunmql. Pointer into the local memory to an array of local dimension $(lld_c, LOCc(jc+n-1))$. Contains the local pieces of the distributed matrix sub(<i>c</i>) to be factored.</p>
<i>ic, jc</i>	<p>(global) INTEGER. The row and column indices in the global array <i>c</i> indicating the first row and the first column of the submatrix <i>c</i>, respectively.</p>
<i>descc</i>	<p>(global and local) INTEGER array, dimension (<i>dlen_</i>). The array descriptor for the distributed matrix <i>c</i>.</p>
<i>work</i>	<p>(local) COMPLEX for pcunmql DOUBLE COMPLEX for pzunmql. Workspace array of dimension of <i>lwork</i>.</p>
<i>lwork</i>	<p>(local or global) INTEGER, dimension of <i>work</i>, must be at least: If <i>side</i> = 'L', $lwork \geq \max((nb_a * (nb_a - 1)) / 2, (nqc0 + mpc0) * nb_a + nb_a * nb_a)$ else if <i>side</i> = 'R', $lwork \geq \max((nb_a * (nb_a - 1)) / 2, (nqc0 + \max(npa0) + \text{numroc}(\text{numroc}(n + icoffc, nb_a, 0, 0, NPCOL), nb_a, 0, 0, lcmq), mpc0)) * nb_a + nb_a * nb_a)$ end if where $lcmp = lcm / NPCOL$ with $lcm = ilcm(NPROW, NPCOL)$, $iroffa = \text{mod}(ia - 1, mb_a)$, $icoffa = \text{mod}(ja - 1, nb_a)$,</p>

```

iarow = indxg2p(ia, mb_a, MYROW, rsrc_a, NPROW),
npa0 = numroc (n + iroffa, mb_a, MYROW, iarow,
NPROW),
iroffc = mod(ic-1, mb_c),
icoffc = mod(jc-1, nb_c),
icrow = indxg2p(ic, mb_c, MYROW, rsrc_c, NPROW),
iccol = indxg2p(jc, nb_c, MYCOL, csrc_c, NPCOL),
mpc0 = numroc(m+iroffc, mb_c, MYROW, icrow,
NPROW),
nqc0 = numroc(n+icoffc, nb_c, MYCOL, iccol,
NPCOL),

```

`ilem`, `indxg2p` and `numroc` are ScaLAPACK tool functions; `MYROW`, `MYCOL`, `NPROW` and `NPCOL` can be determined by calling the subroutine `blacs_gridinfo`.

If `lwork = -1`, then `lwork` is global input and a workspace query is assumed; the routine only calculates the minimum and optimal size for all work arrays. Each of these values is returned in the first entry of the corresponding work array, and no error message is issued by `pserbla`.

Output Parameters

<code>c</code>	Overwritten by the product $Q^* \text{sub}(c)$, or $Q' \text{sub}(c)$, or $\text{sub}(c)^* Q'$, or $\text{sub}(c)^* Q$
<code>work(1)</code>	On exit <code>work(1)</code> contains the minimum value of <code>lwork</code> required for optimum performance.
<code>info</code>	(global) INTEGER. = 0: the execution is successful. < 0: if the <i>i</i> -th argument is an array and the <i>j</i> -entry had an illegal value, then <code>info</code> = - (<i>i</i> * 100+ <i>j</i>), if the <i>i</i> -th argument is a scalar and had an illegal value, then <code>info</code> = - <i>i</i> .

p?gerqf

Computes the RQ factorization of a general rectangular matrix.

Syntax

```
call psgerqf( m, n, a, ia, ja, desca, tau, work, lwork, info)
call pdgerqf( m, n, a, ia, ja, desca, tau, work, lwork, info)
call pcgerqf( m, n, a, ia, ja, desca, tau, work, lwork, info)
call pzgerqf( m, n, a, ia, ja, desca, tau, work, lwork, info)
```

Description

For C interface, this routine is declared in `mkl_scalapack.h` file.

This routine forms the QR factorization of a general m -by- n distributed matrix `sub(A) = A(ia:ia+m-1, ja:ja+n-1)` as

$$A = R^*Q$$

Input Parameters

<i>m</i>	(global) INTEGER. The number of rows in the distributed submatrix <code>sub(A)</code> ; ($m \geq 0$).
<i>n</i>	(global) INTEGER. The number of columns in the distributed submatrix <code>sub(A)</code> ; ($n \geq 0$).
<i>a</i>	<p>(local)</p> <p>REAL for <code>psgeqrf</code> DOUBLE PRECISION for <code>pdgeqrf</code> COMPLEX for <code>pcgeqrf</code> DOUBLE COMPLEX for <code>pzgeqrf</code>.</p> <p>Pointer into the local memory to an array of local dimension (<code>lld_a</code>, <code>LOCc(ja+n-1)</code>).</p> <p>Contains the local pieces of the distributed matrix <code>sub(A)</code> to be factored.</p>
<i>ia, ja</i>	(global) INTEGER. The row and column indices in the global array <i>a</i> indicating the first row and the first column of the submatrix <code>A(ia:ia+m-1, ja:ja+n-1)</code> , respectively.

desca (global and local) INTEGER array, dimension (*dlen_*). The array descriptor for the distributed matrix *A*

work (local).
 REAL for psgeqrf
 DOUBLE PRECISION for pdgeqrf.
 COMPLEX for pcgeqrf.
 DOUBLE COMPLEX for pzgeqrf
 Workspace array of dimension *lwork*.

lwork (local or global) INTEGER, dimension of *work*, must be at least $lwork \geq mb_a * (mp0 + nq0 + mb_a)$, where
 $iroff = \text{mod}(ia-1, mb_a)$,
 $icoff = \text{mod}(ja-1, nb_a)$,
 $iarow = \text{indxg2p}(ia, mb_a, \text{MYROW}, rsrc_a, \text{NPROW})$,
 $iacol = \text{indxg2p}(ja, nb_a, \text{MYCOL}, csrc_a, \text{NPCOL})$,
 $mp0 = \text{numroc}(m + iroff, mb_a, \text{MYROW}, iarow, \text{NPROW})$,
 $nq0 = \text{numroc}(n + icoff, nb_a, \text{MYCOL}, iacol, \text{NPCOL})$
 and numroc , indxg2p are ScaLAPACK tool functions; MYROW, MYCOL, NPROW and NPCOL can be determined by calling the subroutine `blacs_gridinfo`.
 If *lwork* = -1, then *lwork* is global input and a workspace query is assumed; the routine only calculates the minimum and optimal size for all work arrays. Each of these values is returned in the first entry of the corresponding work array, and no error message is issued by `pxerbla`.

Output Parameters

a On exit, if $m \leq n$, the upper triangle of $A(ia:ia+m-1, ja:ja+n-1)$ contains the m -by- m upper triangular matrix *R*; if $m \geq n$, the elements on and above the $(m - n)$ -th subdiagonal contain the m -by- n upper trapezoidal matrix *R*; the remaining elements, with the array *tau*, represent the orthogonal/unitary matrix *Q* as a product of elementary reflectors (see *Application Notes* below).

tau (local)
 REAL for psgeqrf
 DOUBLE PRECISION for pdgeqrf

COMPLEX for pcgeqrf
DOUBLE COMPLEX for pzgeqrf.
Array, DIMENSION $LOCr(ia+m-1)$.
Contains the scalar factor τ of elementary reflectors. τ is tied to the distributed matrix A .

 $work(1)$ On exit, $work(1)$ contains the minimum value of $lwork$ required for optimum performance.

 $info$ (global) INTEGER.
= 0, the execution is successful.
< 0, if the i -th argument is an array and the j -entry had an illegal value, then $info = -(i*100+j)$, if the i -th argument is a scalar and had an illegal value, then $info = -i$.

Application Notes

The matrix Q is represented as a product of elementary reflectors

$$Q = H(ia) * H(ia+1) * \dots * H(ia+k-1),$$

where $k = \min(m, n)$.

Each $H(i)$ has the form

$$H(i) = I - \tau * v * v'$$

where τ is a real/complex scalar, and v is a real/complex vector with $v(n-k+i+1:n) = 0$ and $v(n-k+i) = 1$; $v(1:n-k+i-1) / \text{conjg}(v(1:n-k+i-1))$ is stored on exit in $A(ia+m-k+i-1, ja:ja+n-k+i-2)$, and τ in $\tau(ia+m-k+i-1)$.

p?orgrq

Generates the orthogonal matrix Q of the RQ factorization formed by p?gerqf.

Syntax

```
call psorgrq( m, n, k, a, ia, ja, desca, tau, work, lwork, info)
call pdorgrq( m, n, k, a, ia, ja, desca, tau, work, lwork, info)
```

Description

For C interface, this routine is declared in `mk1_scalapack.h` file.

This routine generates the whole or part of m -by- n real distributed matrix Q denoting $A(ia:ia+m-1, ja:ja+n-1)$ with orthonormal columns, which is defined as the last m rows of a product of k elementary reflectors of order m

$$Q = H(1) * H(2) * \dots * H(k)$$

as returned by [p?gerqf](#).

Input Parameters

m	(global) INTEGER. The number of rows in the submatrix $\text{sub}(Q)$; ($m \geq 0$).
n	(global) INTEGER. The number of columns in the submatrix $\text{sub}(Q)$ ($n \geq m \geq 0$).
k	(global) INTEGER. The number of elementary reflectors whose product defines the matrix Q ($m \geq k \geq 0$).
a	(local) REAL for <code>psorgqr</code> DOUBLE PRECISION for <code>pdorgqr</code> Pointer into the local memory to an array of local dimension $(lld_a, LOCC(ja+n-1))$. The i -th column must contain the vector which defines the elementary reflector $H(i)$, $ja \leq j \leq ja+k-1$, as returned by p?gerqf in the k columns of its distributed matrix argument $A(ia:*, ja:ja+k-1)$.
ia, ja	(global) INTEGER. The row and column indices in the global array a indicating the first row and the first column of the submatrix $A(ia:ia+m-1, ja:ja+n-1)$, respectively.
$desca$	(global and local) INTEGER array, dimension $(dlen_)$. The array descriptor for the distributed matrix A .
τ	(local) REAL for <code>psorgqr</code> DOUBLE PRECISION for <code>pdorgqr</code> Array, DIMENSION $LOC(ja+k-1)$.

Contains the scalar factor $\tau(i)$ of elementary reflectors $H(i)$ as returned by `p?gerqf`. τ is tied to the distributed matrix A .

work (local)
 REAL for `psorgqr`
 DOUBLE PRECISION for `pdorgqr`
 Workspace array of dimension of *lwork*.

lwork (local or global) INTEGER, dimension of *work*, must be at least $lwork \geq mb_a * (mpa0 + nqa0 + nb_a)$, where

```

iroffa = mod(ia-1, mb_a),
icoffa = mod(ja-1, nb_a),
iarow = indxg2p(ia, mb_a, MYROW, rsrc_a, NPROW),
iacol = indxg2p(ja, nb_a, MYCOL, csrc_a, NPCOL),
mpa0 = numroc(m+iroffa, mb_a, MYROW, iarow, NPROW),
nqa0 = numroc(n+icoffa, nb_a, MYCOL, iacol, NPCOL)

```

`indxg2p` and `numroc` are ScaLAPACK tool functions; `MYROW`, `MYCOL`, `NPROW` and `NPCOL` can be determined by calling the subroutine `blacs_gridinfo`.

If *lwork* = -1, then *lwork* is global input and a workspace query is assumed; the routine only calculates the minimum and optimal size for all work arrays. Each of these values is returned in the first entry of the corresponding work array, and no error message is issued by `p?xerbla`.

Output Parameters

a Contains the local pieces of the m -by- n distributed matrix Q .

work(1) On exit, *work*(1) contains the minimum value of *lwork* required for optimum performance.

info (global) INTEGER.
 = 0: the execution is successful.

< 0 : if the i -th argument is an array and the j -entry had an illegal value, then $info = -(i*100+j)$, if the i -th argument is a scalar and had an illegal value, then $info = -i$.

p?ungrq

Generates the unitary matrix Q of the RQ factorization formed by p?gerqf.

Syntax

```
call pcungrq( m, n, k, a, ia, ja, desca, tau, work, lwork, info)
call pzungrq( m, n, k, a, ia, ja, desca, tau, work, lwork, info)
```

Description

For C interface, this routine is declared in mkl_scalapack.h file.

This routine generates the m -by- n complex distributed matrix Q denoting $A(ia:ia+m-1, ja:ja+n-1)$ with orthonormal rows, which is defined as the last m rows of a product of k elementary reflectors of order n

$Q = (H(1))^H \star (H(2))^H \star \dots \star (H(k))^H$ as returned by p?gerqf.

Input Parameters

m	(global) INTEGER. The number of rows in the submatrix $\text{sub}(Q)$; ($m \geq 0$).
n	(global) INTEGER. The number of columns in the submatrix $\text{sub}(Q)$ ($n \geq m \geq 0$).
k	(global) INTEGER. The number of elementary reflectors whose product defines the matrix Q ($m \geq k \geq 0$).
a	(local) COMPLEX for pcungrq DOUBLE COMPLEX for pzungrqc Pointer into the local memory to an array of dimension $(lld_a, LOCC(ja+n-1))$. The i -th row must contain the vector which defines the elementary reflector $H(i)$,

	$ia+m-k \leq i \leq ia+m-1$, as returned by p?gerqf in the k rows of its distributed matrix argument $A(ia+m-k:ia+m-1, ja:*)$.
<i>ia, ja</i>	(global) INTEGER. The row and column indices in the global array <i>a</i> indicating the first row and the first column of the submatrix <i>A</i> , respectively.
<i>desca</i>	(global and local) INTEGER array, dimension (<i>dlen_</i>). The array descriptor for the distributed matrix <i>A</i> .
<i>tau</i>	(local) COMPLEX for pcungrq DOUBLE COMPLEX for pzungrq Array, DIMENSION $LOCr(ia+m-1)$. Contains the scalar factor $\tau(i)$ of elementary reflectors $H(i)$ as returned by p?gerqf . <i>tau</i> is tied to the distributed matrix <i>A</i> .
<i>work</i>	(local) COMPLEX for pcungrq DOUBLE COMPLEX for pzungrq Workspace array of dimension of <i>lwork</i> .
<i>lwork</i>	(local or global) INTEGER, dimension of <i>work</i> , must be at least $lwork \geq mb_a * (mpa0 + nqa0 + mb_a)$, where $iroffa = \text{mod}(ia-1, mb_a)$, $icoffa = \text{mod}(ja-1, nb_a)$, $iarow = \text{indxg2p}(ia, mb_a, MYROW, rsrc_a, NPROW)$, $iacol = \text{indxg2p}(ja, nb_a, MYCOL, csrc_a, NPCOL)$, $mpa0 = \text{numroc}(m + iroffa, mb_a, MYROW, iarow, NPROW)$, $nqa0 = \text{numroc}(n + icoffa, nb_a, MYCOL, iacol, NPCOL)$ indxg2p and numroc are ScaLAPACK tool functions; MYROW, MYCOL, NPROW and NPCOL can be determined by calling the subroutine blacs_gridinfo . If $lwork = -1$, then <i>lwork</i> is global input and a workspace query is assumed; the routine only calculates the minimum and optimal size for all work arrays. Each of these values is returned in the first entry of the corresponding work array, and no error message is issued by pxerbla .

Output Parameters

<i>a</i>	Contains the local pieces of the m -by- n distributed matrix Q .
<i>work</i> (1)	On exit <i>work</i> (1) contains the minimum value of <i>lwork</i> required for optimum performance.
<i>info</i>	(global) INTEGER. = 0: the execution is successful. < 0: if the i -th argument is an array and the j -entry had an illegal value, then $info = -(i*100+j)$, if the i -th argument is a scalar and had an illegal value, then $info = -i$.

p?ormrq

Multiplies a general matrix by the orthogonal matrix Q of the RQ factorization formed by p?gerqf.

Syntax

```
call psormrq( side, trans, m, n, k, a, ia, ja, desca, tau, c, ic, jc, descc,
work, lwork, info)

call pdormrq( side, trans, m, n, k, a, ia, ja, desca, tau, c, ic, jc, descc,
work, lwork, info)
```

Description

For C interface, this routine is declared in `mkl_scalapack.h` file.

This routine overwrites the general real m -by- n distributed matrix `sub(C) = C(ic:ic+m-1,jc:jc+n-1)` with

	$side = 'L'$	$side = 'R'$
$trans = 'N':$	$Q * sub(C)$	$sub(C) * Q$
$trans = 'T':$	$Q^T * sub(C)$	$sub(C) * Q^T$

where Q is a real orthogonal distributed matrix defined as the product of k elementary reflectors

$$Q = H(1) H(2) \dots H(k)$$

as returned by `p?gerqf`. Q is of order m if $side = 'L'$ and of order n if $side = 'R'$.

Input Parameters

<i>side</i>	<p>(global) CHARACTER</p> <p>= 'L': Q or Q^T is applied from the left.</p> <p>= 'R': Q or Q^T is applied from the right.</p>
<i>trans</i>	<p>(global) CHARACTER</p> <p>= 'N', no transpose, Q is applied.</p> <p>= 'T', transpose, Q^T is applied.</p>
<i>m</i>	<p>(global) INTEGER. The number of rows in the distributed matrix sub(<i>C</i>) ($m \geq 0$).</p>
<i>n</i>	<p>(global) INTEGER. The number of columns in the distributed matrix sub(<i>C</i>) ($n \geq 0$).</p>
<i>k</i>	<p>(global) INTEGER. The number of elementary reflectors whose product defines the matrix Q. Constraints:</p> <p>If <i>side</i> = 'L', $m \geq k \geq 0$</p> <p>If <i>side</i> = 'R', $n \geq k \geq 0$.</p>
<i>a</i>	<p>(local)</p> <p>REAL for psormqr</p> <p>DOUBLE PRECISION for pdormqr.</p> <p>Pointer into the local memory to an array of dimension (<i>lld_a</i>, <i>LOCc</i>(<i>ja</i>+<i>m</i>-1)) if <i>side</i> = 'L', and (<i>lld_a</i>, <i>LOCc</i>(<i>ja</i>+<i>n</i>-1)) if <i>side</i> = 'R'.</p> <p>The <i>i</i>-th row must contain the vector which defines the elementary reflector $H(i)$, $ia \leq i \leq ia+k-1$, as returned by p?gerqf in the <i>k</i> rows of its distributed matrix argument $A(ia:ia+k-1, ja:*)$. $A(ia:ia+k-1, ja:*)$ is modified by the routine but restored on exit.</p>
<i>ia, ja</i>	<p>(global) INTEGER. The row and column indices in the global array <i>a</i> indicating the first row and the first column of the submatrix <i>A</i>, respectively.</p>
<i>desca</i>	<p>(global and local) INTEGER array, dimension (<i>dlen</i>). The array descriptor for the distributed matrix <i>A</i>.</p>
<i>tau</i>	<p>(local)</p> <p>REAL for psormqr</p> <p>DOUBLE PRECISION for pdormqr</p>

Array, DIMENSION $LOCc(ja+k-1)$.
 Contains the scalar factor $\tau(i)$ of elementary reflectors $H(i)$ as returned by p?gerqf. τ is tied to the distributed matrix A.

c (local)
 REAL for psormrq
 DOUBLE PRECISION for pdormrq
 Pointer into the local memory to an array of local dimension $(lld_c, LOCc(jc+n-1))$.
 Contains the local pieces of the distributed matrix sub(*c*) to be factored.

ic, jc (global) INTEGER. The row and column indices in the global array *c* indicating the first row and the first column of the submatrix *c*, respectively.

desc (global and local) INTEGER array, dimension $(dlen_)$. The array descriptor for the distributed matrix *c*.

work (local)
 REAL for psormrq
 DOUBLE PRECISION for pdormrq.
 Workspace array of dimension of *lwork*.

lwork (local or global) INTEGER, dimension of *work*, must be at least:
 If *side* = 'L',

$$lwork \geq \max((mb_a*(mb_a-1))/2, (mpc0 + \max(mqa0 + \text{numroc}(\text{numroc}(n+iroffa, mb_a, 0, 0, NPROW), mb_a, 0, 0, lcmp), nqc0))*mb_a) + mb_a*mb_a$$

 else if *side* = 'R',

$$lwork \geq \max((mb_a*(mb_a-1))/2, (mpc0 + nqc0)*mb_a) + mb_a*mb_a$$

 end if
 where
 $lcmp = lcm/NPROW$ with $lcm = ilcm(NPROW, NPCOL)$,
 $iroffa = \text{mod}(ia-1, mb_a)$,
 $icoffa = \text{mod}(ja-1, nb_a)$,
 $iacol = \text{indxg2p}(ja, nb_a, MYCOL, csrc_a, NPCOL)$,

```

mqa0 = numroc(n+icoffa, nb_a, MYCOL, iacol,
NPCOL),
iroffc = mod(ic-1, mb_c),
icoffc = mod(jc-1, nb_c),
icrow = indxg2p(ic, mb_c, MYROW, rsrc_c, NPROW),
iccol = indxg2p(jc, nb_c, MYCOL, csrc_c, NPCOL),
mpc0 = numroc(m+iroffc, mb_c, MYROW, icrow,
NPROW),
nqc0 = numroc(n+icoffc, nb_c, MYCOL, iccol,
NPCOL),

```

`ilcm`, `indxg2p` and `numroc` are ScaLAPACK tool functions; `MYROW`, `MYCOL`, `NPROW` and `NPCOL` can be determined by calling the subroutine `blacs_gridinfo`.

If `lwork = -1`, then `lwork` is global input and a workspace query is assumed; the routine only calculates the minimum and optimal size for all work arrays. Each of these values is returned in the first entry of the corresponding work array, and no error message is issued by `pxerbla`.

Output Parameters

<code>c</code>	Overwritten by the product $Q * \text{sub}(c)$, or $Q' * \text{sub}(c)$, or $\text{sub}(c) * Q'$, or $\text{sub}(c) * Q$
<code>work(1)</code>	On exit <code>work(1)</code> contains the minimum value of <code>lwork</code> required for optimum performance.
<code>info</code>	(global) INTEGER. = 0: the execution is successful. < 0: if the <i>i</i> -th argument is an array and the <i>j</i> -entry had an illegal value, then <code>info = - (i* 100+j)</code> , if the <i>i</i> -th argument is a scalar and had an illegal value, then <code>info = -i</code> .

p?unmrq

Multiplies a general matrix by the unitary matrix Q of the RQ factorization formed by p?gerqf.

Syntax

```
call pcunmrq( side, trans, m, n, k, a, ia, ja, desca, tau, c, ic, jc, descc,
work, lwork, info)

call pzunmrq( side, trans, m, n, k, a, ia, ja, desca, tau, c, ic, jc, descc,
work, lwork, info)
```

Description

For C interface, this routine is declared in `mkl_scalapack.h` file.

This routine overwrites the general complex m -by- n distributed matrix `sub(c)` = $C(ic:ic+m-1, jc:jc+n-1)$ with

	$side = 'L'$	$side = 'R'$
$trans = 'N':$	$Q * sub(c)$	$sub(c) * Q$
$trans = 'C':$	$Q^H * sub(c)$	$sub(c) * Q^H$

where Q is a complex unitary distributed matrix defined as the product of k elementary reflectors

$Q = H(1) \cdots H(k)$

as returned by p?gerqf. Q is of order m if $side = 'L'$ and of order n if $side = 'R'$.

Input Parameters

$side$	(global) CHARACTER = 'L': Q or Q^H is applied from the left. = 'R': Q or Q^H is applied from the right.
$trans$	(global) CHARACTER = 'N', no transpose, Q is applied. = 'C', conjugate transpose, Q^H is applied.
m	(global) INTEGER. The number of rows in the distributed matrix <code>sub(c)</code> ($m \geq 0$).

<i>n</i>	(global) INTEGER. The number of columns in the distributed matrix <code>sub(c)</code> ($n \geq 0$).
<i>k</i>	(global) INTEGER. The number of elementary reflectors whose product defines the matrix <i>Q</i> . Constraints: If <i>side</i> = 'L', $m \geq k \geq 0$ If <i>side</i> = 'R', $n \geq k \geq 0$.
<i>a</i>	(local) COMPLEX for pcunmrq DOUBLE COMPLEX for pzunmrq. Pointer into the local memory to an array of dimension (<i>lld_a</i> , <i>LOCc(ja+m-1)</i>) if <i>side</i> = 'L', and (<i>lld_a</i> , <i>LOCc(ja+n-1)</i>) if <i>side</i> = 'R'. The <i>i</i> -th row must contain the vector which defines the elementary reflector $H(i)$, $ia \leq i \leq ia+k-1$, as returned by <code>p?gerqf</code> in the <i>k</i> rows of its distributed matrix argument $A(ia:ia+k-1, ja^*)$. $A(ia:ia+k-1, ja^*)$ is modified by the routine but restored on exit.
<i>ia, ja</i>	(global) INTEGER. The row and column indices in the global array <i>a</i> indicating the first row and the first column of the submatrix <i>A</i> , respectively.
<i>desca</i>	(global and local) INTEGER array, dimension (<i>dlen_</i>). The array descriptor for the distributed matrix <i>A</i> .
<i>tau</i>	(local) COMPLEX for pcunmrq DOUBLE COMPLEX for pzunmrq Array, DIMENSION <i>LOCc(ja+k-1)</i> . Contains the scalar factor <i>tau(i)</i> of elementary reflectors $H(i)$ as returned by <code>p?gerqf</code> . <i>tau</i> is tied to the distributed matrix <i>A</i> .
<i>c</i>	(local) COMPLEX for pcunmrq DOUBLE COMPLEX for pzunmrq. Pointer into the local memory to an array of local dimension (<i>lld_c</i> , <i>LOCc(jc+n-1)</i>). Contains the local pieces of the distributed matrix <code>sub(c)</code> to be factored.

<i>ic, jc</i>	(global) INTEGER. The row and column indices in the global array <i>c</i> indicating the first row and the first column of the submatrix <i>C</i> , respectively.
<i>descc</i>	(global and local) INTEGER array, dimension (<i>dlen_</i>). The array descriptor for the distributed matrix <i>C</i> .
<i>work</i>	(local) COMPLEX for pcunmrq DOUBLE COMPLEX for pzunmrq. Workspace array of dimension of <i>lwork</i> .
<i>lwork</i>	(local or global) INTEGER, dimension of <i>work</i> , must be at least: If <i>side</i> = 'L', $lwork \geq \max((mb_a*(mb_a-1))/2, (mpc0 + \max(mqa0+numroc(numroc(n+iroffc, mb_a, 0, 0, NPROW), mb_a, 0, 0, lcmp), nqc0))*mb_a) + mb_a*mb_a)$ else if <i>side</i> = 'R', $lwork \geq \max((mb_a*(mb_a-1))/2, (mpc0 + nqc0)*mb_a) + mb_a*mb_a$ end if where <i>lcmp</i> = <i>lcm</i> / <i>NPROW</i> with <i>lcm</i> = ilcm(<i>NPROW</i> , <i>NPCOL</i>), <i>iroffa</i> = mod(<i>ia</i> -1, <i>mb_a</i>), <i>icoffa</i> = mod(<i>ja</i> -1, <i>nb_a</i>), <i>iacol</i> = indxg2p(<i>ja</i> , <i>nb_a</i> , MYCOL, <i>csrc_a</i> , <i>NPCOL</i>), <i>mqa0</i> = numroc(<i>m</i> + <i>icoffa</i> , <i>nb_a</i> , MYCOL, <i>iacol</i> , <i>NPCOL</i>), <i>iroffc</i> = mod(<i>ic</i> -1, <i>mb_c</i>), <i>icoffc</i> = mod(<i>jc</i> -1, <i>nb_c</i>), <i>icrow</i> = indxg2p(<i>ic</i> , <i>mb_c</i> , MYROW, <i>rsrc_c</i> , <i>NPROW</i>), <i>iccol</i> = indxg2p(<i>jc</i> , <i>nb_c</i> , MYCOL, <i>csrc_c</i> , <i>NPCOL</i>), <i>mpc0</i> = numroc(<i>m</i> + <i>iroffc</i> , <i>mb_c</i> , MYROW, <i>icrow</i> , <i>NPROW</i>), <i>nqc0</i> = numroc(<i>n</i> + <i>icoffc</i> , <i>nb_c</i> , MYCOL, <i>iccol</i> , <i>NPCOL</i>),

`ilcm`, `indxg2p` and `numroc` are ScaLAPACK tool functions; `MYROW`, `MYCOL`, `NPROW` and `NPCOL` can be determined by calling the subroutine `blacs_gridinfo`.

If `lwork = -1`, then `lwork` is global input and a workspace query is assumed; the routine only calculates the minimum and optimal size for all work arrays. Each of these values is returned in the first entry of the corresponding work array, and no error message is issued by `pxerbla`.

Output Parameters

<code>c</code>	Overwritten by the product $Q^* \text{sub}(c)$ or $Q'^* \text{sub}(c)$, or $\text{sub}(c)^* Q'$, or $\text{sub}(c)^* Q$
<code>work(1)</code>	On exit <code>work(1)</code> contains the minimum value of <code>lwork</code> required for optimum performance.
<code>info</code>	(global) INTEGER. = 0: the execution is successful. < 0: if the <i>i</i> -th argument is an array and the <i>j</i> -entry had an illegal value, then <code>info</code> = - (<i>i</i> * 100+ <i>j</i>), if the <i>i</i> -th argument is a scalar and had an illegal value, then <code>info</code> = - <i>i</i> .

p?tzzrf

Reduces the upper trapezoidal matrix A to upper triangular form.

Syntax

```
call pstzzrf( m, n, a, ia, ja, desca, tau, work, lwork, info)
call pdtzzrf( m, n, a, ia, ja, desca, tau, work, lwork, info)
call pctzzrf( m, n, a, ia, ja, desca, tau, work, lwork, info)
call pztzzrf( m, n, a, ia, ja, desca, tau, work, lwork, info)
```

Description

For C interface, this routine is declared in `mk1_scalapack.h` file.

The routine reduces the m -by- n ($m \leq n$) real/complex upper trapezoidal matrix $\text{sub}(A) = (ia:ia+m-1, ja:ja+n-1)$ to upper triangular form by means of orthogonal/unitary transformations. The upper trapezoidal matrix A is factored as

$$A = (R \ 0) * Z,$$

where Z is an n -by- n orthogonal/unitary matrix and R is an m -by- m upper triangular matrix.

Input Parameters

<i>m</i>	(global) INTEGER. The number of rows in the submatrix $\text{sub}(A)$; ($m \geq 0$).
<i>n</i>	(global) INTEGER. The number of columns in the submatrix $\text{sub}(A)$ ($n \geq 0$).
<i>a</i>	(local) REAL for <code>pstzrzf</code> DOUBLE PRECISION for <code>pdtzrzf</code> . COMPLEX for <code>pctzrzf</code> . DOUBLE COMPLEX for <code>pztzrzf</code> . Pointer into the local memory to an array of dimension $(lld_a, LOCC(ja+n-1))$. Contains the local pieces of the m -by- n distributed matrix $\text{sub}(A)$ to be factored.
<i>ia, ja</i>	(global) INTEGER. The row and column indices in the global array <i>a</i> indicating the first row and the first column of the submatrix <i>A</i> , respectively.
<i>desca</i>	(global and local) INTEGER array, dimension $(dlen_)$. The array descriptor for the distributed matrix <i>A</i> .
<i>work</i>	(local) REAL for <code>pstzrzf</code> DOUBLE PRECISION for <code>pdtzrzf</code> . COMPLEX for <code>pctzrzf</code> . DOUBLE COMPLEX for <code>pztzrzf</code> . Workspace array of dimension of <i>lwork</i> .
<i>lwork</i>	(local or global) INTEGER, dimension of <i>work</i> , must be at least $lwork \geq mb_a * (mp0 + nq0 + mb_a)$, where $iroff = \text{mod}(ia-1, mb_a)$, $icoff = \text{mod}(ja-1, nb_a)$,

```
iarow = indxg2p(ia, mb_a, MYROW, rsrc_a, NPROW),
iacol = indxg2p(ja, nb_a, MYCOL, csrc_a, NPCOL),
mp0 = numroc (m+iroff, mb_a, MYROW, iarow,
NPROW),
nq0 = numroc (n+icoff, nb_a, MYCOL, iacol,
NPCOL)
```

`indxg2p` and `numroc` are ScaLAPACK tool functions; `MYROW`, `MYCOL`, `NPROW` and `NPCOL` can be determined by calling the subroutine `blacs_gridinfo`.

If `lwork = -1`, then `lwork` is global input and a workspace query is assumed; the routine only calculates the minimum and optimal size for all work arrays. Each of these values is returned in the first entry of the corresponding work array, and no error message is issued by `pxerbla`.

Output Parameters

<i>a</i>	On exit, the leading <i>m</i> -by- <i>m</i> upper triangular part of <code>sub(A)</code> contains the upper triangular matrix <i>R</i> , and elements <i>m</i> +1 to <i>n</i> of the first <i>m</i> rows of <code>sub (A)</code> , with the array <i>tau</i> , represent the orthogonal/unitary matrix <i>Z</i> as a product of <i>m</i> elementary reflectors.
<i>work</i> (1)	On exit <i>work</i> (1) contains the minimum value of <i>lwork</i> required for optimum performance.
<i>tau</i>	(local) REAL for <code>pstzrzf</code> DOUBLE PRECISION for <code>pdtzrzf</code> . COMPLEX for <code>pctzrzf</code> . DOUBLE COMPLEX for <code>pztzrzf</code> . Array, DIMENSION <code>LOCr(ia+m-1)</code> . Contains the scalar factor of elementary reflectors. <i>tau</i> is tied to the distributed matrix <i>A</i> .
<i>info</i>	(global) INTEGER. = 0: the execution is successful. < 0: if the <i>i</i> -th argument is an array and the <i>j</i> -entry had an illegal value, then <i>info</i> = - (<i>i</i> * 100+ <i>j</i>), if the <i>i</i> -th argument is a scalar and had an illegal value, then <i>info</i> = - <i>i</i> .

Application Notes

The factorization is obtained by the Householder's method. The k -th transformation matrix, $Z(k)$, which is or whose conjugate transpose is used to introduce zeros into the $(m - k + 1)$ -th row of $\text{sub}(A)$, is given in the form

$$Z(k) = \begin{bmatrix} i & 0 \\ 0 & T(k) \end{bmatrix}$$

where

$$T(k) = i - \tau u(k) u(k)^T,$$

$$u(k) = \begin{bmatrix} 1 \\ 0 \\ z(k) \end{bmatrix}$$

τ is a scalar and $Z(k)$ is an $(n - m)$ element vector. τ and $Z(k)$ are chosen to annihilate the elements of the k -th row of $\text{sub}(A)$. The scalar τ is returned in the k -th element of τ and the vector $u(k)$ in the k -th row of $\text{sub}(A)$, such that the elements of $Z(k)$ are in $a(k, m + 1), \dots, a(k, n)$. The elements of R are returned in the upper triangular part of $\text{sub}(A)$. Z is given by

$$Z = Z(1) * Z(2) * \dots * Z(m).$$

p?ormrz

Multiplies a general matrix by the orthogonal matrix from a reduction to upper triangular form formed by p?tzrzf.

Syntax

```
call psormrz( side, trans, m, n, k, l, a, ia, ja, desca, tau, c, ic, jc, descc,
work, lwork, info)
```

```
call pdormrz( side, trans, m, n, k, l, a, ia, ja, desca, tau, c, ic, jc, descc,
work, lwork, info)
```

Description

For C interface, this routine is declared in `mkl_scalapack.h` file.

This routine overwrites the general real m -by- n distributed matrix $\text{sub}(C) = C(ic:ic+m-1, jc:jc+n-1)$ with

	$side = 'L'$	$side = 'R'$
$trans = 'N':$	$Q * \text{sub}(C)$	$\text{sub}(C) * Q$
$trans = 'T':$	$Q^T * \text{sub}(C)$	$\text{sub}(C) * Q^T$

where Q is a real orthogonal distributed matrix defined as the product of k elementary reflectors

$$Q = H(1) H(2) \dots H(k)$$

as returned by `p?tzrzf`. Q is of order m if $side = 'L'$ and of order n if $side = 'R'$.

Input Parameters

<i>side</i>	(global) CHARACTER = 'L': Q or Q^T is applied from the left. = 'R': Q or Q^T is applied from the right.
<i>trans</i>	(global) CHARACTER = 'N', no transpose, Q is applied. = 'T', transpose, Q^T is applied.
<i>m</i>	(global) INTEGER. The number of rows in the distributed matrix $\text{sub}(C)$ ($m \geq 0$).
<i>n</i>	(global) INTEGER. The number of columns in the distributed matrix $\text{sub}(C)$ ($n \geq 0$).
<i>k</i>	(global) INTEGER. The number of elementary reflectors whose product defines the matrix Q . Constraints: If $side = 'L'$, $m \geq k \geq 0$ If $side = 'R'$, $n \geq k \geq 0$.
<i>l</i>	(global) The columns of the distributed submatrix $\text{sub}(A)$ containing the meaningful part of the Householder reflectors. If $side = 'L'$, $m \geq l \geq 0$ If $side = 'R'$, $n \geq l \geq 0$.

<i>a</i>	<p>(local)</p> <p>REAL for psormrz DOUBLE PRECISION for pdormrz.</p> <p>Pointer into the local memory to an array of dimension $(lld_a, LOCc(ja+m-1))$ if <i>side</i> = 'L', and $(lld_a, LOCc(ja+n-1))$ if <i>side</i> = 'R', where $lld_a \geq \max(1, LOCr(ia+k-1))$.</p> <p>The <i>i</i>-th row must contain the vector which defines the elementary reflector $H(i)$, $ia \leq i \leq ia+k-1$, as returned by p?tzrzf in the <i>k</i> rows of its distributed matrix argument $A(ia:ia+k-1, ja:*)$. $A(ia:ia+k-1, ja:*)$ is modified by the routine but restored on exit.</p>
<i>ia, ja</i>	<p>(global) INTEGER. The row and column indices in the global array <i>a</i> indicating the first row and the first column of the submatrix <i>A</i>, respectively.</p>
<i>desca</i>	<p>(global and local) INTEGER array, dimension (<i>dlen</i>). The array descriptor for the distributed matrix <i>A</i>.</p>
<i>tau</i>	<p>(local)</p> <p>REAL for psormrz DOUBLE PRECISION for pdormrz</p> <p>Array, DIMENSION $LOCc(ia+k-1)$.</p> <p>Contains the scalar factor $\tau(i)$ of elementary reflectors $H(i)$ as returned by p?tzrzf. <i>tau</i> is tied to the distributed matrix <i>A</i>.</p>
<i>c</i>	<p>(local)</p> <p>REAL for psormrz DOUBLE PRECISION for pdormrz</p> <p>Pointer into the local memory to an array of local dimension $(lld_c, LOCc(jc+n-1))$.</p> <p>Contains the local pieces of the distributed matrix sub(<i>c</i>) to be factored.</p>
<i>ic, jc</i>	<p>(global) INTEGER. The row and column indices in the global array <i>c</i> indicating the first row and the first column of the submatrix <i>C</i>, respectively.</p>
<i>descc</i>	<p>(global and local) INTEGER array, dimension (<i>dlen</i>). The array descriptor for the distributed matrix <i>C</i>.</p>

work (local)
 REAL for psormrz
 DOUBLE PRECISION for pdormrz.
 Workspace array of dimension of *lwork*.

lwork (local or global) INTEGER, dimension of *work*, must be at least:
 If *side* = 'L',
 $lwork \geq \max((mb_a * (mb_a - 1)) / 2, (mpc0 + \max(mqa0 + \text{numroc}(\text{numroc}(n + iroffc, mb_a, 0, 0, NPROW), mb_a, 0, 0, lcm), nqc0)) * mb_a) + mb_a * mb_a)$
 else if *side* = 'R',
 $lwork \geq \max((mb_a * (mb_a - 1)) / 2, (mpc0 + nqc0) * mb_a) + mb_a * mb_a$
 end if
 where
 $lcm = lcm / NPROW$ with $lcm = ilcm(NPROW, NPCOL)$,
 $iroffa = \text{mod}(ia - 1, mb_a)$, $icoffa = \text{mod}(ja - 1, nb_a)$,
 $iacol = \text{indxg2p}(ja, nb_a, MYCOL, csrc_a, NPCOL)$,
 $mqa0 = \text{numroc}(n + icoffa, nb_a, MYCOL, iacol, NPCOL)$,
 $iroffc = \text{mod}(ic - 1, mb_c)$,
 $icoffc = \text{mod}(jc - 1, nb_c)$,
 $icrow = \text{indxg2p}(ic, mb_c, MYROW, rsrc_c, NPROW)$,
 $iccol = \text{indxg2p}(jc, nb_c, MYCOL, csrc_c, NPCOL)$,
 $mpc0 = \text{numroc}(m + iroffc, mb_c, MYROW, icrow, NPROW)$,
 $nqc0 = \text{numroc}(n + icoffc, nb_c, MYCOL, iccol, NPCOL)$,
 $ilcm, \text{indxg2p}$ and numroc are ScaLAPACK tool functions;
 $MYROW, MYCOL, NPROW$ and $NPCOL$ can be determined by calling the subroutine `blacs_gridinfo`.
 If *lwork* = -1, then *lwork* is global input and a workspace query is assumed; the routine only calculates the minimum and optimal size for all work arrays. Each of these values is returned in the first entry of the corresponding work array, and no error message is issued by `pxerbla`.

Output Parameters

<code>c</code>	Overwritten by the product $Q*\text{sub}(c)$, or $Q'^*\text{sub}(c)$, or $\text{sub}(c)*Q$, or $\text{sub}(c)*Q'$, or $\text{sub}(c)*Q$
<code>work(1)</code>	On exit <code>work(1)</code> contains the minimum value of <code>lwork</code> required for optimum performance.
<code>info</code>	(global) INTEGER. = 0: the execution is successful. < 0: if the <i>i</i> -th argument is an array and the <i>j</i> -entry had an illegal value, then <code>info</code> = - (<i>i</i> * 100+ <i>j</i>), if the <i>i</i> -th argument is a scalar and had an illegal value, then <code>info</code> = - <i>i</i> .

p?unmrz

Multiplies a general matrix by the unitary transformation matrix from a reduction to upper triangular form determined by p?tzrpf.

Syntax

```
call pcunmrz( side, trans, m, n, k, l, a, ia, ja, desca, tau, c, ic, jc, descc,
work, lwork, info)

call pzunmrz( side, trans, m, n, k, l, a, ia, ja, desca, tau, c, ic, jc, descc,
work, lwork, info)
```

Description

For C interface, this routine is declared in `mk1_scalapack.h` file.

This routine overwrites the general complex *m*-by-*n* distributed matrix `sub(C)` = $C(ic:ic+m-1, jc:jc+n-1)$ with

	$side = 'L'$	$side = 'R'$
$trans = 'N':$	$Q*\text{sub}(c)$	$\text{sub}(c)*Q$
$trans = 'C':$	$Q^H*\text{sub}(c)$	$\text{sub}(c)*Q^H$

where Q is a complex unitary distributed matrix defined as the product of *k* elementary reflectors

$$Q = H(1)' H(2)' \dots H(k)'$$

as returned by `pctzrzf/pztzrzf`. Q is of order m if `side = 'L'` and of order n if `side = 'R'`.

Input Parameters

<code>side</code>	(global) CHARACTER ='L': Q or Q^H is applied from the left. ='R': Q or Q^H is applied from the right.
<code>trans</code>	(global) CHARACTER ='N', no transpose, Q is applied. ='C', conjugate transpose, Q^H is applied.
<code>m</code>	(global) INTEGER. The number of rows in the distributed matrix <code>sub(c)</code> , ($m \geq 0$).
<code>n</code>	(global) INTEGER. The number of columns in the distributed matrix <code>sub(c)</code> , ($n \geq 0$).
<code>k</code>	(global) INTEGER. The number of elementary reflectors whose product defines the matrix Q . Constraints: If <code>side = 'L'</code> , $m \geq k \geq 0$ If <code>side = 'R'</code> , $n \geq k \geq 0$.
<code>l</code>	(global) INTEGER. The columns of the distributed submatrix <code>sub(a)</code> containing the meaningful part of the Householder reflectors. If <code>side = 'L'</code> , $m \geq l \geq 0$ If <code>side = 'R'</code> , $n \geq l \geq 0$.
<code>a</code>	(local) COMPLEX for <code>pcunmrz</code> DOUBLE COMPLEX for <code>pzunmrz</code> . Pointer into the local memory to an array of dimension <code>(lld_a, LOCc(ja+m-1))</code> if <code>side = 'L'</code> , and <code>(lld_a, LOCc(ja+n-1))</code> if <code>side = 'R'</code> , where $lld_a \geq \max(1, LOCr(ja+k-1))$. The i -th row must contain the vector which defines the elementary reflector $H(i)$, $ia \leq i \leq ia+k-1$, as returned by <code>p?gerqf</code> in the k rows of its distributed matrix argument <code>A(ia:ia+k-1, ja*)</code> . <code>A(ia:ia+k-1, ja*)</code> is modified by the routine but restored on exit.

<i>ia, ja</i>	(global) INTEGER. The row and column indices in the global array <i>a</i> indicating the first row and the first column of the submatrix <i>A</i> , respectively.
<i>desca</i>	(global and local) INTEGER array, dimension (<i>dlen_</i>). The array descriptor for the distributed matrix <i>A</i> .
<i>tau</i>	(local) COMPLEX for pcunmrz DOUBLE COMPLEX for pzunmrz Array, DIMENSION <i>LOCc(ia+k-1)</i> . Contains the scalar factor <i>tau(i)</i> of elementary reflectors <i>H(i)</i> as returned by p?gerqf . <i>tau</i> is tied to the distributed matrix <i>A</i> .
<i>c</i>	(local) COMPLEX for pcunmrz DOUBLE COMPLEX for pzunmrz. Pointer into the local memory to an array of local dimension (<i>lld_c, LOCc(jc+n-1)</i>). Contains the local pieces of the distributed matrix sub(<i>c</i>) to be factored.
<i>ic, jc</i>	(global) INTEGER. The row and column indices in the global array <i>c</i> indicating the first row and the first column of the submatrix <i>C</i> , respectively.
<i>descc</i>	(global and local) INTEGER array, dimension (<i>dlen_</i>). The array descriptor for the distributed matrix <i>C</i> .
<i>work</i>	(local) COMPLEX for pcunmrz DOUBLE COMPLEX for pzunmrz. Workspace array of dimension <i>lwork</i> .
<i>lwork</i>	(local or global) INTEGER, dimension of <i>work</i> , must be at least: If <i>side</i> = 'L', $lwork \geq \max((mb_a * (mb_a - 1)) / 2,$ $(mpc0 + \max(mqa0 + \text{numroc}(\text{numroc}(n + iroffc, mb_a, 0,$ $0, NPROW), mb_a, 0, 0, lcmp), nqc0)) * mb_a) +$ $mb_a * mb_a$ else if <i>side</i> = 'R',

```

lwork ≥ max((mb_a*(mb_a-1))/2, (mpc0+nqc0)*mb_a
+ mb_a*mb_a
end if
where
lcmp = lcm/NPROW with lcm = ilcm(NPROW, NPCOL),
iroffa = mod(ia-1, mb_a),
icoffa = mod(ja-1, nb_a),
iacol = indxg2p(ja, nb_a, MYCOL, csrc_a, NPCOL),
mqa0 = numroc(m+icoffa, nb_a, MYCOL, iacol,
NPCOL),
iroffc = mod(ic-1, mb_c),
icoffc = mod(jc-1, nb_c),
icrow = indxg2p(ic, mb_c, MYROW, rsrc_c, NPROW),
iccol = indxg2p(jc, nb_c, MYCOL, csrc_c, NPCOL),
mpc0 = numroc(m+iroffc, mb_c, MYROW, icrow,
NPROW),
nqc0 = numroc(n+icoffc, nb_c, MYCOL, iccol,
NPCOL),
ilcm, indxg2p and numroc are ScaLAPACK tool functions;
MYROW, MYCOL, NPROW and NPCOL can be determined by
calling the subroutine blacs_gridinfo.
If lwork = -1, then lwork is global input and a workspace
query is assumed; the routine only calculates the minimum
and optimal size for all work arrays. Each of these values
is returned in the first entry of the corresponding work array,
and no error message is issued by p_xerbla.

```

Output Parameters

<i>c</i>	Overwritten by the product $Q * \text{sub}(c)$, or $Q' * \text{sub}(c)$, or $\text{sub}(c) * Q'$, or $\text{sub}(c) * Q$
<i>work</i> (1)	On exit <i>work</i> (1) contains the minimum value of <i>lwork</i> required for optimum performance.
<i>info</i>	(global) INTEGER. = 0: the execution is successful.

< 0 : if the i -th argument is an array and the j -entry had an illegal value, then $info = - (i*100+j)$, if the i -th argument is a scalar and had an illegal value, then $info = -i$.

p?ggqrf

Computes the generalized QR factorization.

Syntax

```
call psggqrf(n, m, p, a, ia, ja, desca, taua, b, ib, jb, descb, taub, work,
            lwork, info)
```

```
call pdggqrf(n, m, p, a, ia, ja, desca, taua, b, ib, jb, descb, taub, work,
            lwork, info)
```

```
call pcggqrf(n, m, p, a, ia, ja, desca, taua, b, ib, jb, descb, taub, work,
            lwork, info)
```

```
call pzggqrf(n, m, p, a, ia, ja, desca, taua, b, ib, jb, descb, taub, work,
            lwork, info)
```

Description

For C interface, this routine is declared in `mkl_scalapack.h` file.

This routine forms the generalized QR factorization of an n -by- m matrix

$$\text{sub}(A) = A(ia:ia+n-1, ja:ja+m-1)$$

and an n -by- p matrix

$$\text{sub}(B) = B(ib:ib+n-1, jb:jb+p-1):$$

as

$$\text{sub}(A) = Q^*R, \quad \text{sub}(B) = Q^*T^*Z,$$

where Q is an n -by- n orthogonal/unitary matrix, Z is a p -by- p orthogonal/unitary matrix, and R and T assume one of the forms:

If $n \geq m$

$$R = \begin{pmatrix} R_{11} & \\ & 0 \end{pmatrix} \begin{matrix} m \\ n - m \\ m \end{matrix}$$

or if $n < m$

$$R = \begin{pmatrix} R_{11} & R_{12} \\ & \end{pmatrix} \begin{matrix} n \\ m - n \end{matrix}$$

where R_{11} is upper triangular, and

$$T = \begin{pmatrix} 0 & T_{12} \\ T_{21} & 0 \end{pmatrix} \begin{matrix} n, \text{ if } n \leq p, \\ p - n \end{matrix}$$

$$\text{or } T = \begin{pmatrix} T_{11} \\ T_{21} \end{pmatrix} \begin{pmatrix} n - p \\ p \end{pmatrix}, \text{ if } n > p,$$

where T_{12} or T_{21} is an upper triangular matrix.

In particular, if $\text{sub}(B)$ is square and nonsingular, the GQR factorization of $\text{sub}(A)$ and $\text{sub}(B)$ implicitly gives the QR factorization of $\text{inv}(\text{sub}(B)) * \text{sub}(A)$:

$$\text{inv}(\text{sub}(B)) * \text{sub}(A) = Z^H * (\text{inv}(T) * R$$

Input Parameters

n	(global) INTEGER. The number of rows in the distributed matrices $\text{sub}(A)$ and $\text{sub}(B)$ ($n \geq 0$).
m	(global) INTEGER. The number of columns in the distributed matrix $\text{sub}(A)$ ($m \geq 0$).

<i>p</i>	INTEGER. The number of columns in the distributed matrix $\text{sub}(B)$ ($p \geq 0$).
<i>a</i>	(local) REAL for psggqrf DOUBLE PRECISION for pdggqrf COMPLEX for pcggqrf DOUBLE COMPLEX for pzggqrf. Pointer into the local memory to an array of dimension $(lld_a, LOCC(ja+m-1))$. Contains the local pieces of the n -by- m matrix $\text{sub}(A)$ to be factored.
<i>ia, ja</i>	(global) INTEGER. The row and column indices in the global array <i>a</i> indicating the first row and the first column of the submatrix <i>A</i> , respectively.
<i>desca</i>	(global and local) INTEGER array, dimension $(dlen_)$. The array descriptor for the distributed matrix <i>A</i> .
<i>b</i>	(local) REAL for psggqrf DOUBLE PRECISION for pdggqrf COMPLEX for pcggqrf DOUBLE COMPLEX for pzggqrf. Pointer into the local memory to an array of dimension $(lld_b, LOCC(jb+p-1))$. Contains the local pieces of the n -by- p matrix $\text{sub}(B)$ to be factored.
<i>ib, jb</i>	(global) INTEGER. The row and column indices in the global array <i>b</i> indicating the first row and the first column of the submatrix <i>B</i> , respectively.
<i>descb</i>	(global and local) INTEGER array, dimension $(dlen_)$. The array descriptor for the distributed matrix <i>B</i> .
<i>work</i>	(local) REAL for psggqrf DOUBLE PRECISION for pdggqrf COMPLEX for pcggqrf DOUBLE COMPLEX for pzggqrf. Workspace array of dimension of <i>lwork</i> .
<i>lwork</i>	(local or global) INTEGER. Dimension of <i>work</i> , must be at least

```

lwork ≥ max(nb_a*(npa0+mqa0+nb_a),
max((nb_a*(nb_a-1))/2,
(pqb0+npb0)*nb_a)+nb_a*nb_a,
mb_b*(npb0+pqb0+mb_b)),
where
iroffa = mod(ia-1, mb_a),
icoffa = mod(ja-1, nb_a),
iarow = indxg2p(ia, mb_a, MYROW, rsrc_a, NPROW),
iacol = indxg2p(ja, nb_a, MYCOL, csrc_a, NPCOL),
npa0 = numroc (n+iroffa, mb_a, MYROW, iarow,
NPROW),
mqa0 = numroc (m+icoffa, nb_a, MYCOL, iacol,
NPCOL)
iroffb = mod(ib-1, mb_b),
icoffb = mod(jb-1, nb_b),
ibrow = indxg2p(ib, mb_b, MYROW, rsrc_b, NPROW),
ibcol = indxg2p(jb, nb_b, MYCOL, csrc_b, NPCOL),
npb0 = numroc (n+iroffa, mb_b, MYROW, Ibrow,
NPROW),
pqb0 = numroc(m+icoffb, nb_b, MYCOL, ibcol,
NPCOL)

```

and numroc, indxg2p are ScaLAPACK tool functions; MYROW, MYCOL, NPROW and NPCOL can be determined by calling the subroutine blacs_gridinfo.

If *lwork* = -1, then *lwork* is global input and a workspace query is assumed; the routine only calculates the minimum and optimal size for all work arrays. Each of these values is returned in the first entry of the corresponding work array, and no error message is issued by [pxerbla](#).

Output Parameters

a

On exit, the elements on and above the diagonal of sub (*A*) contain the min(*n*, *m*)-by-*m* upper trapezoidal matrix *R* (*R* is upper triangular if *n* ≥ *m*); the elements below the diagonal, with the array *taua*, represent the orthogonal/unitary matrix *Q* as a product of min(*n*, *m*) elementary reflectors. (See Application Notes below).

<i>taua, taub</i>	<p>(local)</p> <p>REAL for psggqrf DOUBLE PRECISION for pdggqrf COMPLEX for pcggqrf DOUBLE COMPLEX for pzggqrf.</p> <p>Arrays, DIMENSION $LOCc(ja+\min(n,m)-1)$ for <i>taua</i> and $LOCr(ib+n-1)$ for <i>taub</i>.</p> <p>The array <i>taua</i> contains the scalar factors of the elementary reflectors which represent the orthogonal/unitary matrix Q. <i>taua</i> is tied to the distributed matrix <i>A</i>. (See Application Notes below).</p> <p>The array <i>taub</i> contains the scalar factors of the elementary reflectors which represent the orthogonal/unitary matrix Z. <i>taub</i> is tied to the distributed matrix <i>B</i>. (See Application Notes below).</p>
<i>work(1)</i>	On exit <i>work(1)</i> contains the minimum value of <i>lwork</i> required for optimum performance.
<i>info</i>	<p>(global) INTEGER.</p> <p>= 0: the execution is successful.</p> <p>< 0: if the <i>i</i>-th argument is an array and the <i>j</i>-entry had an illegal value, then <i>info</i> = - (<i>i</i>* 100+<i>j</i>), if the <i>i</i>-th argument is a scalar and had an illegal value, then <i>info</i> = -<i>i</i>.</p>

Application Notes

The matrix Q is represented as a product of elementary reflectors

$$Q = H(ja) * H(ja+1) * \dots * H(ja+k-1),$$

where $k = \min(n, m)$.

Each $H(i)$ has the form

$$H(i) = I - \tau u v^*$$

where τu is a real/complex scalar, and v is a real/complex vector with $v(1:i-1) = 0$ and $v(i) = 1$; $v(i+1:n)$ is stored on exit in $A(ia+i:ia+n-1, ja+i-1)$, and τu in $\tau u(ja+i-1)$. To form Q explicitly, use ScaLAPACK subroutine [p?orgqr/p?ungqr](#). To use Q to update another matrix, use ScaLAPACK subroutine [p?ormqr/p?unmqr](#).

The matrix Z is represented as a product of elementary reflectors

$Z = H(ib) * H(ib+1) * \dots * H(ib+k-1)$, where $k = \min(n, p)$.

Each $H(i)$ has the form

$$H(i) = I - \text{taub} * v * v'$$

where taub is a real/complex scalar, and v is a real/complex vector with $v(p-k+i+1:p) = 0$ and $v(p-k+i) = 1$; $v(1:p-k+i-1)$ is stored on exit in $B(ib+n-k+i-1, jb:jb+p-k+i-2)$, and taub in $\text{taub}(ib+n-k+i-1)$. To form Z explicitly, use ScaLAPACK subroutine [p?orgrq/p?ungrq](#). To use Z to update another matrix, use ScaLAPACK subroutine [p?ormrq/p?unmrq](#).

p?ggrqf

Computes the generalized RQ factorization.

Syntax

```
call psggrqf(m, p, n, a, ia, ja, desca, taua, b, ib, jb, descb, taub, work,
            lwork, info)
```

```
call pdggrqf(m, p, n, a, ia, ja, desca, taua, b, ib, jb, descb, taub, work,
            lwork, info)
```

```
call pcggrqf(m, p, n, a, ia, ja, desca, taua, b, ib, jb, descb, taub, work,
            lwork, info)
```

```
call pzggrqf(m, p, n, a, ia, ja, desca, taua, b, ib, jb, descb, taub, work,
            lwork, info)
```

Description

For C interface, this routine is declared in `mkl_scalapack.h` file.

This routine forms the generalized RQ factorization of an m -by- n matrix $\text{sub}(A) = (ia:ia+m-1, ja:ja+n-1)$ and a p -by- n matrix $\text{sub}(B) = (ib:ib+p-1, ja:ja+n-1)$:

$$\text{sub}(A) = R * Q, \quad \text{sub}(B) = Z * T * Q,$$

where Q is an n -by- n orthogonal/unitary matrix, Z is a p -by- p orthogonal/unitary matrix, and R and T assume one of the forms:

$$R = \begin{pmatrix} m & 0 & R_{12} \\ n-m & m & m \end{pmatrix}, \text{ if } m \leq n,$$

or

$$R = \begin{pmatrix} R_{11} \\ R_{12} \\ n \end{pmatrix}^{m-n}, \text{ if } m > n$$

where R_{11} or R_{21} is upper triangular, and

$$T = \begin{pmatrix} T_{11} \\ 0 \\ n \end{pmatrix}^{p-n}, \text{ if } p \geq n$$

or

$$T = \begin{pmatrix} T_{11} & T_{12} \\ p & n-p \end{pmatrix}, \text{ if } p < n,$$

where T^{11} is upper triangular.

In particular, if $\text{sub}(B)$ is square and nonsingular, the GRQ factorization of $\text{sub}(A)$ and $\text{sub}(B)$ implicitly gives the RQ factorization of $\text{sub}(A) * \text{inv}(\text{sub}(B))$:

$$\text{sub}(A) * \text{inv}(\text{sub}(B)) = (R * \text{inv}(T)) * Z'$$

where $\text{inv}(\text{sub}(B))$ denotes the inverse of the matrix $\text{sub}(B)$, and Z' denotes the transpose (conjugate transpose) of matrix Z .

Input Parameters

- m (global) INTEGER. The number of rows in the distributed matrices $\text{sub}(A)$ ($m \geq 0$).
- p INTEGER. The number of rows in the distributed matrix $\text{sub}(B)$ ($p \geq 0$).

<i>n</i>	(global) INTEGER. The number of columns in the distributed matrices $\text{sub}(A)$ and $\text{sub}(B)$ ($n \geq 0$).
<i>a</i>	(local) REAL for psggrqf DOUBLE PRECISION for pdggrqf COMPLEX for pcggrqf DOUBLE COMPLEX for pzggrqf. Pointer into the local memory to an array of dimension $(lld_a, LOCC(ja+n-1))$. Contains the local pieces of the m -by- n distributed matrix $\text{sub}(A)$ to be factored.
<i>ia, ja</i>	(global) INTEGER. The row and column indices in the global array <i>a</i> indicating the first row and the first column of the submatrix <i>A</i> , respectively.
<i>desca</i>	(global and local) INTEGER array, dimension (<i>dlen_</i>). The array descriptor for the distributed matrix <i>A</i> .
<i>b</i>	(local) REAL for psggrqf DOUBLE PRECISION for pdggrqf COMPLEX for pcggrqf DOUBLE COMPLEX for pzggrqf. Pointer into the local memory to an array of dimension $(lld_b, LOCC(jb+n-1))$. Contains the local pieces of the p -by- n matrix $\text{sub}(B)$ to be factored.
<i>ib, jb</i>	(global) INTEGER. The row and column indices in the global array <i>b</i> indicating the first row and the first column of the submatrix <i>B</i> , respectively.
<i>descb</i>	(global and local) INTEGER array, dimension (<i>dlen_</i>). The array descriptor for the distributed matrix <i>B</i> .
<i>work</i>	(local) REAL for psggrqf DOUBLE PRECISION for pdggrqf COMPLEX for pcggrqf DOUBLE COMPLEX for pzggrqf. Workspace array of dimension of <i>lwork</i> .
<i>lwork</i>	(local or global) INTEGER.

Dimension of *work*, must be at least $lwork \geq$

```
max(mb_a*(mpa0+nqa0+mb_a),
max((mb_a*(mb_a-1))/2, (ppb0+nqb0)*mb_a) +
mb_a*mb_a, nb_b*(ppb0+nqb0+nb_b)), where
iroffa = mod(ia-1, mb_a),
icoffa = mod(ja-1, nb_a),
iarow = indxg2p(ia, mb_a, MYROW, rsrc_a, NPROW),
iacol = indxg2p(ja, nb_a, MYCOL, csrc_a, NPCOL),
mpa0 = numroc (m+iroffa, mb_a, MYROW, iarow,
NPROW),
nqa0 = numroc (m+icoffa, nb_a, MYCOL, iacol,
NPCOL)
iroffb = mod(ib-1, mb_b),
icoffb = mod(jb-1, nb_b),
ibrow = indxg2p(ib, mb_b, MYROW, rsrc_b, NPROW
),
ibcol = indxg2p(jb, nb_b, MYCOL, csrc_b, NPCOL
),
ppb0 = numroc (p+iroffb, mb_b, MYROW, ibrow,
NPROW),
nqb0 = numroc (n+icoffb, nb_b, MYCOL, ibcol,
NPCOL)
```

and `numroc`, `indxg2p` are ScaLAPACK tool functions; `MYROW`, `MYCOL`, `NPROW` and `NPCOL` can be determined by calling the subroutine `blacs_gridinfo`.

If $lwork = -1$, then $lwork$ is global input and a workspace query is assumed; the routine only calculates the minimum and optimal size for all work arrays. Each of these values is returned in the first entry of the corresponding work array, and no error message is issued by `pxerbla`.

Output Parameters

a

On exit, if $m \leq n$, the upper triangle of $A(ia:ia+m-1, ja+n-m:ja+n-1)$ contains the m -by- m upper triangular matrix R ; if $m \geq n$, the elements on and above the $(m-n)$ -th subdiagonal contain the m -by- n upper trapezoidal matrix R ;

	the remaining elements, with the array <i>taua</i> , represent the orthogonal/unitary matrix <i>Q</i> as a product of $\min(n, m)$ elementary reflectors (see <i>Application Notes</i> below).
<i>taua</i> , <i>taub</i>	(local) REAL for psggqrf DOUBLE PRECISION for pdggqrf COMPLEX for pcggqrf DOUBLE COMPLEX for pzggqrf. Arrays, DIMENSION <i>LOCr</i> (<i>ia</i> + <i>m</i> -1) for <i>taua</i> and <i>LOCc</i> (<i>jb</i> + $\min(p, n)$ -1) for <i>taub</i> . The array <i>taua</i> contains the scalar factors of the elementary reflectors which represent the orthogonal/unitary matrix <i>Q</i> . <i>taua</i> is tied to the distributed matrix <i>A</i> . (See <i>Application Notes</i> below). The array <i>taub</i> contains the scalar factors of the elementary reflectors which represent the orthogonal/unitary matrix <i>Z</i> . <i>taub</i> is tied to the distributed matrix <i>B</i> . (See <i>Application Notes</i> below).
<i>work</i> (1)	On exit <i>work</i> (1) contains the minimum value of <i>lwork</i> required for optimum performance.
<i>info</i>	(global) INTEGER. = 0: the execution is successful. < 0: if the <i>i</i> -th argument is an array and the <i>j</i> -entry had an illegal value, then <i>info</i> = - (<i>i</i> * 100+ <i>j</i>), if the <i>i</i> -th argument is a scalar and had an illegal value, then <i>info</i> = - <i>i</i> .

Application Notes

The matrix Q is represented as a product of elementary reflectors

$$Q = H(ia) * H(ia+1) * \dots * H(ia+k-1),$$

where $k = \min(m, n)$.

Each $H(i)$ has the form

$$H(i) = i - \text{tau} a^* v^* v'$$

where τ_{aua} is a real/complex scalar, and v is a real/complex vector with $v(n-k+i+1:n) = 0$ and $v(n-k+i) = 1$; $v(1:n-k+i-1)$ is stored on exit in $A(ia+m-k+i-1, ja:ja+n-k+i-2)$, and τ_{aua} in $\tau_{aua}(ia+m-k+i-1)$. To form Q explicitly, use ScaLAPACK subroutine [p?orgqr/p?ungrq](#). To use Q to update another matrix, use ScaLAPACK subroutine [p?ormqr/p?unmqr](#).

The matrix Z is represented as a product of elementary reflectors

$$Z = H(jb) * H(jb+1) * \dots * H(jb+k-1), \text{ where } k = \min(p, n).$$

Each $H(i)$ has the form

$$H(i) = I - \tau_{aub} * v * v'$$

where τ_{aub} is a real/complex scalar, and v is a real/complex vector with $v(1:i-1) = 0$ and $v(i) = 1$; $v(i+1:p)$ is stored on exit in $B(ib+i:ib+p-1, jb+i-1)$, and τ_{aub} in $\tau_{aub}(jb+i-1)$. To form Z explicitly, use ScaLAPACK subroutine [p?orgqr/p?ungqr](#). To use Z to update another matrix, use ScaLAPACK subroutine [p?ormqr/p?unmqr](#).

Symmetric Eigenproblems

To solve a symmetric eigenproblem with ScaLAPACK, you usually need to reduce the matrix to real tridiagonal form T and then find the eigenvalues and eigenvectors of the tridiagonal matrix T . ScaLAPACK includes routines for reducing the matrix to a tridiagonal form by an orthogonal (or unitary) similarity transformation $A = QTQ^H$ as well as for solving tridiagonal symmetric eigenvalue problems. These routines are listed in [Table 6-4](#).

There are different routines for symmetric eigenproblems, depending on whether you need eigenvalues only or eigenvectors as well, and on the algorithm used (either the QTQ algorithm, or bisection followed by inverse iteration).

Table 6-4 Computational Routines for Solving Symmetric Eigenproblems

Operation	Dense symmetric/Hermitian matrix	Orthogonal/unitary matrix	Symmetric tridiagonal matrix
Reduce to tridiagonal form $A = QTQ^H$	p?sytrd/p?hetrd		
Multiply matrix after reduction		p?ormtr/p?unmtr	
Find all eigenvalues and eigenvectors of a tridiagonal matrix T by a QTQ method			steqr2 ^{*)}
Find selected eigenvalues of a tridiagonal matrix T via bisection			p?stebz

Operation	Dense symmetric/Hermitian matrix	Orthogonal/unitary matrix	Symmetric tridiagonal matrix
Find selected eigenvectors of a tridiagonal matrix T by inverse iteration			p?stein

*) This routine is described as part of auxiliary ScaLAPACK routines.

p?sytrd

Reduces a symmetric matrix to real symmetric tridiagonal form by an orthogonal similarity transformation.

Syntax

```
call pssytrd( uplo, n, a, ia, ja, desca, d, e, tau, work, lwork, info)
call pdsytrd( uplo, n, a, ia, ja, desca, d, e, tau, work, lwork, info)
```

Description

For C interface, this routine is declared in `mkl_scalapack.h` file.
The routine reduces a real symmetric matrix `sub(A)` to symmetric tridiagonal form T by an orthogonal similarity transformation:

$$Q' * \text{sub}(A) * Q = T,$$

where $\text{sub}(A) = A(ia:ia+n-1, ja:ja+n-1).$

Input Parameters

<code>uplo</code>	(global) CHARACTER. Specifies whether the upper or lower triangular part of the symmetric matrix <code>sub(A)</code> is stored: If <code>uplo = 'U'</code> , upper triangular If <code>uplo = 'L'</code> , lower triangular
<code>n</code>	(global) INTEGER. The order of the distributed matrix <code>sub(A)</code> ($n \geq 0$).
<code>a</code>	(local) REAL for <code>pssytrd</code> DOUBLE PRECISION for <code>pdsytrd</code> .

	<p>Pointer into the local memory to an array of dimension $(lld_a, LOCC(ja+n-1))$. On entry, this array contains the local pieces of the symmetric distributed matrix $sub(A)$. If $uplo = 'U'$, the leading n-by-n upper triangular part of $sub(A)$ contains the upper triangular part of the matrix, and its strictly lower triangular part is not referenced. If $uplo = 'L'$, the leading n-by-n lower triangular part of $sub(A)$ contains the lower triangular part of the matrix, and its strictly upper triangular part is not referenced. See <i>Application Notes</i> below.</p>
<i>ia, ja</i>	(global) INTEGER. The row and column indices in the global array <i>a</i> indicating the first row and the first column of the submatrix <i>A</i> , respectively.
<i>desca</i>	(global and local) INTEGER array, dimension $(dlen_)$. The array descriptor for the distributed matrix <i>A</i> .
<i>work</i>	<p>(local) REAL for pssytrd DOUBLE PRECISION for pdsytrd. Workspace array of dimension <i>lwork</i>.</p>
<i>lwork</i>	<p>(local or global) INTEGER, dimension of <i>work</i>, must be at least:</p> $lwork \geq \max(NB*(np+1), 3*NB),$ <p>where $NB = mb_a = nb_a$, $np = \text{numroc}(n, NB, MYROW, iarow, NPROW)$, $iarow = \text{indxg2p}(ia, NB, MYROW, rsrc_a, NPROW)$. indxg2p and numroc are ScaLAPACK tool functions; MYROW, MYCOL, NPROW and NPCOL can be determined by calling the subroutine <code>blacs_gridinfo</code>. If $lwork = -1$, then <i>lwork</i> is global input and a workspace query is assumed; the routine only calculates the minimum and optimal size for all work arrays. Each of these values is returned in the first entry of the corresponding work array, and no error message is issued by <code>pserbla</code>.</p>

Output Parameters

<i>a</i>	On exit, if <i>uplo</i> = 'U', the diagonal and first superdiagonal of sub(<i>A</i>) are overwritten by the corresponding elements of the tridiagonal matrix <i>T</i> , and the elements above the first superdiagonal, with the array <i>tau</i> , represent the orthogonal matrix <i>Q</i> as a product of elementary reflectors; if <i>uplo</i> = 'L', the diagonal and first subdiagonal of sub(<i>A</i>) are overwritten by the corresponding elements of the tridiagonal matrix <i>T</i> , and the elements below the first subdiagonal, with the array <i>tau</i> , represent the orthogonal matrix <i>Q</i> as a product of elementary reflectors. See <i>Application Notes</i> below.
<i>d</i>	(local) REAL for pssytrd DOUBLE PRECISION for pdsytrd. Arrays, DIMENSION <i>LOCc</i> (<i>ja+n-1</i>) .The diagonal elements of the tridiagonal matrix <i>T</i> : <i>d</i> (<i>i</i>) = <i>A</i> (<i>i</i> , <i>i</i>) . <i>d</i> is tied to the distributed matrix <i>A</i> .
<i>e</i>	(local) REAL for pssytrd DOUBLE PRECISION for pdsytrd. Arrays, DIMENSION <i>LOCc</i> (<i>ja+n-1</i>) if <i>uplo</i> = 'U', <i>LOCc</i> (<i>ja+n-2</i>) otherwise. The off-diagonal elements of the tridiagonal matrix <i>T</i> : <i>e</i> (<i>i</i>) = <i>A</i> (<i>i</i> , <i>i+1</i>) if <i>uplo</i> = 'U', <i>e</i> (<i>i</i>) = <i>A</i> (<i>i+1</i> , <i>i</i>) if <i>uplo</i> = 'L'. <i>e</i> is tied to the distributed matrix <i>A</i> .
<i>tau</i>	(local) REAL for pssytrd DOUBLE PRECISION for pdsytrd. Arrays, DIMENSION <i>LOCc</i> (<i>ja+n-1</i>) . This array contains the scalar factors <i>tau</i> of the elementary reflectors. <i>tau</i> is tied to the distributed matrix <i>A</i> .
<i>work</i> (1)	On exit <i>work</i> (1) contains the minimum value of <i>lwork</i> required for optimum performance.

info (global) INTEGER.
 = 0: the execution is successful.
 < 0: if the *i*-th argument is an array and the *j*-entry had an illegal value, then *info* = - (*i** 100+*j*), if the *i*-th argument is a scalar and had an illegal value, then *info* = -*i*.

Application Notes

If *uplo* = 'U', the matrix *Q* is represented as a product of elementary reflectors

$$Q = H(n-1) \dots H(2) H(1).$$

Each $H(i)$ has the form

$$H(i) = I - \tau v v',$$

where *tau* is a real scalar, and *v* is a real vector with $v(i+1:n) = 0$ and $v(i) = 1$; $v(1:i-1)$ is stored on exit in $A(ia:ia+i-2, ja+i)$, and *tau* in $\tau(ja+i-1)$.

If *uplo* = 'L', the matrix *Q* is represented as a product of elementary reflectors

$$Q = H(1) H(2) \dots H(n-1).$$

Each $H(i)$ has the form

$$H(i) = I - \tau v v',$$

where *tau* is a real scalar, and *v* is a real vector with $v(1:i) = 0$ and $v(i+1) = 1$; $v(i+2:n)$ is stored on exit in $A(ia+i+1:ia+n-1, ja+i-1)$, and *tau* in $\tau(ja+i-1)$.

The contents of sub(*A*) on exit are illustrated by the following examples with *n* = 5:

If *uplo* = 'U':

$$\begin{bmatrix} d & e & v2 & v3 & v4 \\ & d & e & v3 & v4 \\ & & d & e & v4 \\ & & & d & e \\ & & & & d \end{bmatrix}$$

If *uplo* = 'L':

$$\begin{bmatrix} d & & & & \\ e & d & & & \\ v1 & e & d & & \\ v1 & v2 & e & d & \\ v1 & v2 & v3 & e & d \end{bmatrix}$$

where d and e denote diagonal and off-diagonal elements of T , and v_i denotes an element of the vector defining $H(i)$.

p?ormtr

Multiplies a general matrix by the orthogonal transformation matrix from a reduction to tridiagonal form determined by p?sytrd.

Syntax

```
call psormtr( side, uplo, trans, m, n, a, ia, ja, desca, tau, c, ic, jc, descc,
work, lwork, info)

call pdormtr( side, uplo, trans, m, n, a, ia, ja, desca, tau, c, ic, jc, descc,
work, lwork, info)
```

Description

For C interface, this routine is declared in `mk1_scalapack.h` file.

This routine overwrites the general real distributed m -by- n matrix `sub(C)` = `C(ic:ic+m-1, jc:jc+n-1)` with

	<code>side = 'L'</code>	<code>side = 'R'</code>
<code>trans = 'N':</code>	<code>Q*sub(c)</code>	<code>sub(c)*Q</code>
<code>trans = 'T':</code>	<code>Q^T*sub(c)</code>	<code>sub(c)*Q^T</code>

where Q is a real orthogonal distributed matrix of order nq , with $nq = m$ if `side = 'L'` and $nq = n$ if `side = 'R'`.

Q is defined as the product of nq elementary reflectors, as returned by `p?sytrd`.

If `uplo = 'U'`, $Q = H(nq-1) \dots H(2) H(1)$;

If $uplo = 'L'$, $Q = H(1) H(2) \dots H(nq-1)$.

Input Parameters

<i>side</i>	(global) CHARACTER = 'L': Q or Q^T is applied from the left. = 'R': Q or Q^T is applied from the right.
<i>trans</i>	(global) CHARACTER = 'N', no transpose, Q is applied. = 'T', transpose, Q^T is applied.
<i>uplo</i>	(global) CHARACTER. = 'U': Upper triangle of $A(ia:*, ja:*)$ contains elementary reflectors from $p?sytrd$; = 'L': Lower triangle of $A(ia:*, ja:*)$ contains elementary reflectors from $p?sytrd$
<i>m</i>	(global) INTEGER. The number of rows in the distributed matrix $sub(C)$ ($m \geq 0$).
<i>n</i>	(global) INTEGER. The number of columns in the distributed matrix $sub(C)$ ($n \geq 0$).
<i>a</i>	(local) REAL for $psormtr$ DOUBLE PRECISION for $pdormtr$. Pointer into the local memory to an array of dimension $(lld_a, LOCc(ja+m-1))$ if $side='L'$, or $(lld_a, LOCc(ja+n-1))$ if $side = 'R'$. Contains the vectors which define the elementary reflectors, as returned by $p?sytrd$. If $side='L'$, $lld_a \geq \max(1, LOCr(ia+m-1))$; If $side = 'R'$, $lld_a \geq \max(1, LOCr(ia+n-1))$.
<i>ia, ja</i>	(global) INTEGER. The row and column indices in the global array <i>a</i> indicating the first row and the first column of the submatrix <i>A</i> , respectively.
<i>desca</i>	(global and local) INTEGER array, dimension $(dlen_)$. The array descriptor for the distributed matrix <i>A</i> .
<i>tau</i>	(local) REAL for $psormtr$

	DOUBLE PRECISION for <code>pdormtr</code> . Array, DIMENSION of <code>ltau</code> where if <code>side = 'L'</code> and <code>uplo = 'U'</code> , <code>ltau = LOcc(m_a)</code> , if <code>side = 'L'</code> and <code>uplo = 'L'</code> , <code>ltau = LOcc(ja+m-2)</code> , if <code>side = 'R'</code> and <code>uplo = 'U'</code> , <code>ltau = LOcc(n_a)</code> , if <code>side = 'R'</code> and <code>uplo = 'L'</code> , <code>ltau = LOcc(ja+n-2)</code> . <code>tau(i)</code> must contain the scalar factor of the elementary reflector $H(i)$, as returned by <code>p?sytrd</code> . <code>tau</code> is tied to the distributed matrix <code>A</code> .
<code>c</code>	(local) REAL for <code>psormtr</code> DOUBLE PRECISION for <code>pdormtr</code> . Pointer into the local memory to an array of dimension <code>(lld_a, LOcc(ja+n-1))</code> . Contains the local pieces of the distributed matrix sub (<code>c</code>).
<code>ic, jc</code>	(global) INTEGER. The row and column indices in the global array <code>c</code> indicating the first row and the first column of the submatrix <code>C</code> , respectively.
<code>descc</code>	(global and local) INTEGER array, dimension <code>(dlen_)</code> . The array descriptor for the distributed matrix <code>C</code> .
<code>work</code>	(local) REAL for <code>psormtr</code> DOUBLE PRECISION for <code>pdormtr</code> . Workspace array of dimension <code>lwork</code> .
<code>lwork</code>	(local or global) INTEGER, dimension of <code>work</code> , must be at least: if <code>uplo = 'U'</code> , <code>iaa= ia; jaa= ja+1, icc= ic; jcc= jc;</code> else <code>uplo = 'L'</code> , <code>iaa= ia+1, jaa= ja;</code> If <code>side = 'L'</code> , <code>icc= ic+1; jcc= jc;</code> else <code>icc= ic; jcc= jc+1;</code> end if end if If <code>side = 'L'</code> , <code>mi= m-1; ni= n</code>

```

lwork ≥ max((nb_a*(nb_a-1))/2, (nqc0 +
mpc0)*nb_a) + nb_a*nb_a
else
If side = 'R',
mi= m; mi = n-1;
lwork ≥ max((nb_a*(nb_a-1))/2, (nqc0 +
max(npa0+numroc(numroc(ni+icoffc, nb_a, 0, 0,
NPCOL), nb_a, 0, 0, lcmq), mpc0))*nb_a)+
nb_a*nb_a
end if
where lcmq = lcm/NPCOL with lcm = ilcm(NPROW,
NPCOL),
iroffa = mod(iaa-1, mb_a),
icoffa = mod(jaa-1, nb_a),
iarow = indxg2p(iaa, mb_a, MYROW, rsrc_a, NPROW),
npa0 = numroc(ni+iroffa, mb_a, MYROW, iarow,
NPROW),
iroffc = mod(icc-1, mb_c),
icoffc = mod(jcc-1, nb_c),
icrow = indxg2p(icc, mb_c, MYROW, rsrc_c, NPROW),
iccol = indxg2p(jcc, nb_c, MYCOL, csrc_c, NPCOL),
mpc0 = numroc(mi+iroffc, mb_c, MYROW, icrow,
NPROW),
nqc0 = numroc(ni+icoffc, nb_c, MYCOL, iccol,
NPCOL),
ilcm, indxg2p and numroc are ScaLAPACK tool functions;
MYROW, MYCOL, NPROW and NPCOL can be determined by
calling the subroutine blacs_gridinfo. If lwork = -1,
then lwork is global input and a workspace query is
assumed; the routine only calculates the minimum and
optimal size for all work arrays. Each of these values is
returned in the first entry of the corresponding work array,
and no error message is issued by p_xerbla.

```

Output Parameters

c

Overwritten by the product $Q \cdot \text{sub}(c)$, or $Q' \cdot \text{sub}(c)$, or $\text{sub}(c) \cdot Q'$, or $\text{sub}(c) \cdot Q$.

<code>work(1)</code>	On exit <code>work(1)</code> contains the minimum value of <code>lwork</code> required for optimum performance.
<code>info</code>	(global) INTEGER. = 0: the execution is successful. < 0: if the <i>i</i> -th argument is an array and the <i>j</i> -entry had an illegal value, then <code>info</code> = - (<i>i</i> * 100+ <i>j</i>), if the <i>i</i> -th argument is a scalar and had an illegal value, then <code>info</code> = - <i>i</i> .

p?hetrd

Reduces a Hermitian matrix to Hermitian tridiagonal form by a unitary similarity transformation.

Syntax

```
call pchetrd( uplo, n, a, ia, ja, desca, d, e, tau, work, lwork, info)
call pzhetrd( uplo, n, a, ia, ja, desca, d, e, tau, work, lwork, info)
```

Description

For C interface, this routine is declared in `mkl_scalapack.h` file.

The routine reduces a complex Hermitian matrix $\text{sub}(A)$ to Hermitian tridiagonal form T by a unitary similarity transformation:

$$Q'^* \text{sub}(A) * Q = T$$

where $\text{sub}(A) = A(ia:ia+n-1, ja:ja+n-1)$.

Input Parameters

<code>uplo</code>	(global) CHARACTER. Specifies whether the upper or lower triangular part of the Hermitian matrix $\text{sub}(A)$ is stored: If <code>uplo</code> = 'U', upper triangular If <code>uplo</code> = 'L', lower triangular
<code>n</code>	(global) INTEGER. The order of the distributed matrix $\text{sub}(A)$ ($n \geq 0$).
<code>a</code>	(local)

COMPLEX for pchetrd
DOUBLE COMPLEX for pzhetrd.
Pointer into the local memory to an array of dimension
(*lld_a*, *LOCc(ja+n-1)*). On entry, this array contains
the local pieces of the Hermitian distributed matrix sub(*A*).
If *uplo* = 'U', the leading *n*-by-*n* upper triangular part of
sub(*A*) contains the upper triangular part of the matrix, and
its strictly lower triangular part is not referenced.
If *uplo* = 'L', the leading *n*-by-*n* lower triangular part of
sub(*A*) contains the lower triangular part of the matrix, and
its strictly upper triangular part is not referenced. (see
Application Notes below).

ia, *ja* (global) INTEGER. The row and column indices in the global
array *a* indicating the first row and the first column of the
submatrix *A*, respectively.

desca (global and local) INTEGER array, dimension (*dlen_*). The
array descriptor for the distributed matrix *A*.

work (local)
COMPLEX for pchetrd
DOUBLE COMPLEX for pzhetrd.
Workspace array of dimension *lwork*.

lwork (local or global) INTEGER, dimension of *work*, must be at
least:
 $lwork \geq \max(NB * (np + 1), 3 * NB)$
where $NB = mb_a = nb_a$,
 $np = \text{numroc}(n, NB, MYROW, iarow, NPROW)$,
 $iarow = \text{indxg2p}(ia, NB, MYROW, rsrc_a, NPROW)$.
indxg2p and *numroc* are ScaLAPACK tool functions; MYROW,
MYCOL, NPROW and NPCOL can be determined by calling the
subroutine *blacs_gridinfo*.
If *lwork* = -1, then *lwork* is global input and a workspace
query is assumed; the routine only calculates the minimum
and optimal size for all work arrays. Each of these values
is returned in the first entry of the corresponding work array,
and no error message is issued by *pzerbla*.

Output Parameters

<i>a</i>	<p>On exit,</p> <p>If <i>uplo</i> = 'U', the diagonal and first superdiagonal of sub(<i>A</i>) are overwritten by the corresponding elements of the tridiagonal matrix <i>T</i>, and the elements above the first superdiagonal, with the array <i>tau</i>, represent the unitary matrix <i>Q</i> as a product of elementary reflectors; if <i>uplo</i> = 'L', the diagonal and first subdiagonal of sub(<i>A</i>) are overwritten by the corresponding elements of the tridiagonal matrix <i>T</i>, and the elements below the first subdiagonal, with the array <i>tau</i>, represent the unitary matrix <i>Q</i> as a product of elementary reflectors (see <i>Application Notes</i> below).</p>
<i>d</i>	<p>(local)</p> <p>REAL for pchetrd DOUBLE PRECISION for pzhetrd. Arrays, DIMENSION <i>LOCc</i>(<i>ja+n-1</i>). The diagonal elements of the tridiagonal matrix <i>T</i>: <i>d</i>(<i>i</i>) = <i>A</i>(<i>i</i>,<i>i</i>). <i>d</i> is tied to the distributed matrix <i>A</i>.</p>
<i>e</i>	<p>(local)</p> <p>REAL for pchetrd DOUBLE PRECISION for pzhetrd. Arrays, DIMENSION <i>LOCc</i>(<i>ja+n-1</i>) if <i>uplo</i> = 'U'; <i>LOCc</i>(<i>ja+n-2</i>) - otherwise. The off-diagonal elements of the tridiagonal matrix <i>T</i>: <i>e</i>(<i>i</i>) = <i>A</i>(<i>i</i>,<i>i+1</i>) if <i>uplo</i> = 'U', <i>e</i>(<i>i</i>) = <i>A</i>(<i>i+1</i>,<i>i</i>) if <i>uplo</i> = 'L'. <i>e</i> is tied to the distributed matrix <i>A</i>.</p>
<i>tau</i>	<p>(local) COMPLEX for pchetrd DOUBLE COMPLEX for pzhetrd. Arrays, DIMENSION <i>LOCc</i>(<i>ja+n-1</i>). This array contains the scalar factors <i>tau</i> of the elementary reflectors. <i>tau</i> is tied to the distributed matrix <i>A</i>.</p>
<i>work</i> (1)	<p>On exit <i>work</i>(1) contains the minimum value of <i>lwork</i> required for optimum performance.</p>
<i>info</i>	<p>(global) INTEGER.</p>

$= 0$: the execution is successful.
 < 0 : if the i -th argument is an array and the j -entry had an illegal value, then $info = -(i*100+j)$, if the i -th argument is a scalar and had an illegal value, then $info = -i$.

Application Notes

If $uplo = 'U'$, the matrix Q is represented as a product of elementary reflectors

$$Q = H(n-1) * \dots * H(2) * H(1).$$

Each $H(i)$ has the form

$$H(i) = I - \tau v v',$$

where τ is a complex scalar, and v is a complex vector with $v(i+1:n) = 0$ and $v(i) = 1$; $v(1:i-1)$ is stored on exit in $A(ia:ia+i-2, ja+i)$, and τ in $\tau(ja+i-1)$.

If $uplo = 'L'$, the matrix Q is represented as a product of elementary reflectors

$$Q = H(1) * H(2) * \dots * H(n-1).$$

Each $H(i)$ has the form

$$H(i) = I - \tau v v',$$

where τ is a complex scalar, and v is a complex vector with $v(1:i) = 0$ and $v(i+1) = 1$; $v(i+2:n)$ is stored on exit in $A(ia+i+1:ia+n-1, ja+i-1)$, and τ in $\tau(ja+i-1)$.

The contents of $\text{sub}(A)$ on exit are illustrated by the following examples with $n = 5$:

If $uplo = 'U'$:

$$\begin{bmatrix} d & e & v2 & v3 & v4 \\ & d & e & v3 & v4 \\ & & d & e & v4 \\ & & & d & e \\ & & & & d \end{bmatrix}$$

If $uplo = 'L'$:

$$\begin{bmatrix} d & & & & \\ e & d & & & \\ v1 & e & d & & \\ v1 & v2 & e & d & \\ v1 & v2 & v3 & e & d \end{bmatrix}$$

where d and e denote diagonal and off-diagonal elements of T , and v_i denotes an element of the vector defining $H(i)$.

p?unmtr

Multiplies a general matrix by the unitary transformation matrix from a reduction to tridiagonal form determined by p?hetrd.

Syntax

```
call pcunmtr( side, uplo, trans, m, n, a, ia, ja, desca, tau, c, ic, jc, descc,
work, lwork, info)

call pzunmtr( side, uplo, trans, m, n, a, ia, ja, desca, tau, c, ic, jc, descc,
work, lwork, info)
```

Description

For C interface, this routine is declared in `mk1_scalapack.h` file.

This routine overwrites the general complex distributed m -by- n matrix `sub(C)` = `C(ic:ic+m-1, jc:jc+n-1)` with

	$side = 'L'$	$side = 'R'$
$trans = 'N':$	$Q * sub(C)$	$sub(C) * Q$
$trans = 'C':$	$Q^H * sub(C)$	$sub(C) * Q^H$

where Q is a complex unitary distributed matrix of order nq , with $nq = m$ if $side = 'L'$ and $nq = n$ if $side = 'R'$.

Q is defined as the product of $nq-1$ elementary reflectors, as returned by [p?hetrd](#).

If $uplo = 'U'$, $Q = H(nq-1) \dots H(2) H(1)$;

If $uplo = 'L'$, $Q = H(1) H(2) \dots H(nq-1)$.

Input Parameters

side (global) CHARACTER
 = 'L': Q or Q^H is applied from the left.
 = 'R': Q or Q^H is applied from the right.

trans (global) CHARACTER
 = 'N', no transpose, Q is applied.
 = 'C', conjugate transpose, Q^H is applied.

uplo (global) CHARACTER.
 = 'U': Upper triangle of $A(ia:*, ja:*)$ contains elementary reflectors from $p?hetrd$;
 = 'L': Lower triangle of $A(ia:*, ja:*)$ contains elementary reflectors from $p?hetrd$

m (global) INTEGER. The number of rows in the distributed matrix $sub(C)$ ($m \geq 0$).

n (global) INTEGER. The number of columns in the distributed matrix $sub(C)$ ($n \geq 0$).

a (local)
 REAL for $pcunmtr$
 DOUBLE PRECISION for $pzunmtr$.
 Pointer into the local memory to an array of dimension $(lld_a, LOCc(ja+m-1))$ if $side='L'$, or $(lld_a, LOCc(ja+n-1))$ if $side = 'R'$.
 Contains the vectors which define the elementary reflectors, as returned by $p?hetrd$.
 If $side='L'$, $lld_a \geq \max(1, LOCr(ia+m-1))$;
 If $side='R'$, $lld_a \geq \max(1, LOCr(ia+n-1))$.

ia, ja (global) INTEGER. The row and column indices in the global array a indicating the first row and the first column of the submatrix A , respectively.

desca (global and local) INTEGER array, dimension $(dlen_)$. The array descriptor for the distributed matrix A .

tau (local)
 COMPLEX for $pcunmtr$

	<p>DOUBLE COMPLEX for pzunmtr. Array, DIMENSION of <i>ltau</i> where If <i>side</i> = 'L' and <i>uplo</i> = 'U', <i>ltau</i> = <i>LOCc</i>(<i>m_a</i>), if <i>side</i> = 'L' and <i>uplo</i> = 'L', <i>ltau</i> = <i>LOCc</i>(<i>ja+m-2</i>), if <i>side</i> = 'R' and <i>uplo</i> = 'U', <i>ltau</i> = <i>LOCc</i>(<i>n_a</i>), if <i>side</i> = 'R' and <i>uplo</i> = 'L', <i>ltau</i> = <i>LOCc</i>(<i>ja+n-2</i>). <i>tau</i>(<i>i</i>) must contain the scalar factor of the elementary reflector $H(i)$, as returned by p?hetrd. <i>tau</i> is tied to the distributed matrix <i>A</i>.</p>
<i>c</i>	<p>(local) COMPLEX for pcunmtr DOUBLE COMPLEX for pzunmtr. Pointer into the local memory to an array of dimension (<i>lld_a</i>, <i>LOCc</i> (<i>ja+n-1</i>)). Contains the local pieces of the distributed matrix sub (<i>c</i>).</p>
<i>ic, jc</i>	<p>(global) INTEGER. The row and column indices in the global array <i>c</i> indicating the first row and the first column of the submatrix <i>C</i>, respectively.</p>
<i>descc</i>	<p>(global and local) INTEGER array, dimension (<i>dlen_</i>). The array descriptor for the distributed matrix <i>C</i>.</p>
<i>work</i>	<p>(local) COMPLEX for pcunmtr DOUBLE COMPLEX for pzunmtr. Workspace array of dimension <i>lwork</i>.</p>
<i>lwork</i>	<p>(local or global) INTEGER, dimension of <i>work</i>, must be at least: If <i>uplo</i> = 'U', <i>iaa</i>= <i>ia</i>; <i>jaa</i>= <i>ja+1</i>, <i>icc</i>= <i>ic</i>; <i>jcc</i>= <i>jc</i>; else <i>uplo</i> = 'L', <i>iaa</i>= <i>ia+1</i>, <i>jaa</i>= <i>ja</i>; If <i>side</i> = 'L', <i>icc</i>= <i>ic+1</i>; <i>jcc</i>= <i>jc</i>; else <i>icc</i>= <i>ic</i>; <i>jcc</i>= <i>jc+1</i>; end if end if If <i>side</i> = 'L', <i>mi</i>= <i>m-1</i>; <i>ni</i>= <i>n</i></p>

```

lwork ≥ max((nb_a*(nb_a-1))/2, (nqc0 +
mpc0)*nb_a) + nb_a*nb_a
else
If side = 'R',
mi= m; mi = n-1;
lwork ≥ max((nb_a*(nb_a-1))/2, (nqc0 +
max(npa0+numroc(numroc(ni+icoffc, nb_a, 0, 0,
NPCOL), nb_a, 0, 0, lcmq), mpc0))*nb_a) +
nb_a*nb_a
end if
where lcmq = lcm/NPCOL with lcm = ilcm(NPROW,
NPCOL),
iroffa = mod(iaa-1, mb_a),
icoffa = mod(jaa-1, nb_a),
iarow = indxg2p(iaa, mb_a, MYROW, rsrc_a, NPROW),
npa0 = numroc(ni+iroffa, mb_a, MYROW, iarow, NPROW),
iroffc = mod(icc-1, mb_c),
icoffc = mod(jcc-1, nb_c),
icrow = indxg2p(icc, mb_c, MYROW, rsrc_c, NPROW),
iccol = indxg2p(jcc, nb_c, MYCOL, csrc_c, NPCOL),
mpc0 = numroc(mi+iroffc, mb_c, MYROW, icrow,
NPROW),
nqc0 = numroc(ni+icoffc, nb_c, MYCOL, iccol,
NPCOL),
ilcm, indxg2p and numroc are ScaLAPACK tool functions;
MYROW, MYCOL, NPROW and NPCOL can be determined by
calling the subroutine blacs_gridinfo. If lwork = -1,
then lwork is global input and a workspace query is
assumed; the routine only calculates the minimum and
optimal size for all work arrays. Each of these values is
returned in the first entry of the corresponding work array,
and no error message is issued by pxxerbla.

```

Output Parameters

c

Overwritten by the product $Q^* \text{sub}(c)$, or $Q' * \text{sub}(c)$, or $\text{sub}(c) * Q'$, or $\text{sub}(c) * Q$.

<code>work(1)</code>	On exit <code>work(1)</code> contains the minimum value of <code>lwork</code> required for optimum performance.
<code>info</code>	(global) INTEGER. = 0: the execution is successful. < 0: if the <i>i</i> -th argument is an array and the <i>j</i> -entry had an illegal value, then <code>info = - i</code>

p?stebz

Computes the eigenvalues of a symmetric tridiagonal matrix by bisection.

Syntax

```
call psstebz(ictxt, range, order, n, vl, vu, il, iu, abstol, d, e, m, nsplit,
w, iblock, isplit, work, iwork, liwork, info)

call pdstebz(ictxt, range, order, n, vl, vu, il, iu, abstol, d, e, m, nsplit,
w, iblock, isplit, work, iwork, liwork, info)
```

Description

For C interface, this routine is declared in `mkl_scalapack.h` file.

The routine computes the eigenvalues of a symmetric tridiagonal matrix in parallel. These may be all eigenvalues, all eigenvalues in the interval `[vl vu]`, or the eigenvalues indexed `il` through `iu`. A static partitioning of work is done at the beginning of `p?stebz` which results in all processes finding an (almost) equal number of eigenvalues.

Input Parameters

<code>ictxt</code>	(global) INTEGER. The BLACS context handle.
<code>range</code>	(global) CHARACTER. Must be 'A' or 'V' or 'I'. If <code>range = 'A'</code> , the routine computes all eigenvalues. If <code>range = 'V'</code> , the routine computes eigenvalues in the interval <code>[vl, vu]</code> . If <code>range = 'I'</code> , the routine computes eigenvalues with indices <code>il</code> to <code>iu</code> .
<code>order</code>	(global) CHARACTER. Must be 'B' or 'E'. If <code>order = 'B'</code> , the eigenvalues are to be ordered from smallest to largest within each split-off block.

If *order* = 'E', the eigenvalues for the entire matrix are to be ordered from smallest to largest.

n (global) INTEGER. The order of the tridiagonal matrix *T* ($n \geq 0$).

vl, vu (global)
REAL for psstebz
DOUBLE PRECISION for pdstebz.
If *range* = 'V', the routine computes the lower and the upper bounds for the eigenvalues on the interval [*l*, *vu*].
If *range* = 'A' or 'I', *vl* and *vu* are not referenced.

il, iu (global)
INTEGER. Constraint: $1 \leq il \leq iu \leq n$.
If *range* = 'I', the index of the smallest eigenvalue is returned for *il* and of the largest eigenvalue for *iu* (assuming that the eigenvalues are in ascending order) must be returned. *il* must be at least 1. *iu* must be at least *il* and no greater than *n*.
If *range* = 'A' or 'V', *il* and *iu* are not referenced.

abstol (global)
REAL for psstebz
DOUBLE PRECISION for pdstebz.
The absolute tolerance to which each eigenvalue is required. An eigenvalue (or cluster) is considered to have converged if it lies in an interval of width *abstol*. If *abstol* ≤ 0 , then the tolerance is taken as $ulp ||T||$, where *ulp* is the machine precision, and $||T||$ means the 1-norm of *T*. Eigenvalues will be computed most accurately when *abstol* is set to the underflow threshold `slamch('U')`, not 0. Note that if eigenvectors are desired later by inverse iteration (`p?stein`), *abstol* should be set to $2 * p?lamch('S')$.

d (global)
REAL for psstebz
DOUBLE PRECISION for pdstebz.
Array, DIMENSION (*n*).

	<p>Contains n diagonal elements of the tridiagonal matrix T. To avoid overflow, the matrix must be scaled so that its largest entry is no greater than the $\text{overflow}^{(1/2)} * \text{underflow}^{(1/4)}$ in absolute value, and for greatest accuracy, it should not be much smaller than that.</p>
<i>e</i>	<p>(global) REAL for psstebz DOUBLE PRECISION for pdstebz. Array, DIMENSION $(n - 1)$. Contains $(n-1)$ off-diagonal elements of the tridiagonal matrix T. To avoid overflow, the matrix must be scaled so that its largest entry is no greater than $\text{overflow}^{(1/2)} * \text{underflow}^{(1/4)}$ in absolute value, and for greatest accuracy, it should not be much smaller than that.</p>
<i>work</i>	<p>(local) REAL for psstebz DOUBLE PRECISION for pdstebz. Array, DIMENSION $\max(5n, 7)$. This is a workspace array.</p>
<i>lwork</i>	<p>(local) INTEGER. The size of the <i>work</i> array must be $\geq \max(5n, 7)$. If <i>lwork</i> = -1, then <i>lwork</i> is global input and a workspace query is assumed; the routine only calculates the minimum and optimal size for all work arrays. Each of these values is returned in the first entry of the corresponding work array, and no error message is issued by p_xerbla.</p>
<i>iwork</i>	<p>(local) INTEGER. Array, DIMENSION $\max(4n, 14)$. This is a workspace array.</p>
<i>liwork</i>	<p>(local) INTEGER. the size of the <i>iwork</i> array must $\geq \max(4n, 14, \text{NPROCS})$. If <i>liwork</i> = -1, then <i>liwork</i> is global input and a workspace query is assumed; the routine only calculates the minimum and optimal size for all work arrays. Each of these values is returned in the first entry of the corresponding work array, and no error message is issued by p_xerbla.</p>

Output Parameters

<i>m</i>	(global) INTEGER. The actual number of eigenvalues found. $0 \leq m \leq n$
<i>nsplit</i>	(global) INTEGER. The number of diagonal blocks detected in <i>T</i> . $1 \leq nsplit \leq n$
<i>w</i>	(global) REAL for psstebz DOUBLE PRECISION for pdstebz. Array, DIMENSION (<i>n</i>). On exit, the first <i>m</i> elements of <i>w</i> contain the eigenvalues on all processes.
<i>iblock</i>	(global) INTEGER. Array, DIMENSION (<i>n</i>). At each row/column <i>j</i> where <i>e</i> (<i>j</i>) is zero or small, the matrix <i>T</i> is considered to split into a block diagonal matrix. On exit <i>iblock</i> (<i>i</i>) specifies which block (from 1 to the number of blocks) the eigenvalue <i>w</i> (<i>i</i>) belongs to.



NOTE. In the (theoretically impossible) event that bisection does not converge for some or all eigenvalues, *info* is set to 1 and the ones for which it did not are identified by a negative block number.

<i>isplit</i>	(global) INTEGER. Array, DIMENSION (<i>n</i>). Contains the splitting points, at which <i>T</i> breaks up into submatrices. The first submatrix consists of rows/columns 1 to <i>isplit</i> (1), the second of rows/columns <i>isplit</i> (1)+1 through <i>isplit</i> (2), etc., and the <i>nsplit</i> -th consists of rows/columns <i>isplit</i> (<i>nsplit</i> -1)+1 through <i>isplit</i> (<i>nsplit</i>)= <i>n</i> . (Only the first <i>nsplit</i> elements are used, but since the <i>nsplit</i> values are not known, <i>n</i> words must be reserved for <i>isplit</i> .)
<i>info</i>	(global) INTEGER. If <i>info</i> = 0, the execution is successful.

If *info* < 0, if *info* = -*i*, the *i*-th argument has an illegal value.

If *info* > 0, some or all of the eigenvalues fail to converge or not computed.

If *info* = 1, bisection fails to converge for some eigenvalues; these eigenvalues are flagged by a negative block number. The effect is that the eigenvalues may not be as accurate as the absolute and relative tolerances.

If *info* = 2, mismatch between the number of eigenvalues output and the number desired.

If *info* = 3: *range*='i', and the Gershgorin interval initially used is incorrect. No eigenvalues are computed. Probable cause: the machine has a sloppy floating point arithmetic. Increase the *fudge* parameter, recompile, and try again.

p?stein

Computes the eigenvectors of a tridiagonal matrix using inverse iteration.

Syntax

```
call psstein(n, d, e, m, w, iblock, isplit, orfac, z, iz, jz, descz, work,
lwork, iwork, liwork, ifail, iclustr, gap, info)
```

```
call pdstein(n, d, e, m, w, iblock, isplit, orfac, z, iz, jz, descz, work,
lwork, iwork, liwork, ifail, iclustr, gap, info)
```

```
call pcstein(n, d, e, m, w, iblock, isplit, orfac, z, iz, jz, descz, work,
lwork, iwork, liwork, ifail, iclustr, gap, info)
```

```
call pzstein(n, d, e, m, w, iblock, isplit, orfac, z, iz, jz, descz, work,
lwork, iwork, liwork, ifail, iclustr, gap, info)
```

Description

For C interface, this routine is declared in `mkl_scalapack.h` file.

The routine computes the eigenvectors of a symmetric tridiagonal matrix *T* corresponding to specified eigenvalues, by inverse iteration. `p?stein` does not orthogonalize vectors that are on different processes. The extent of orthogonalization is controlled by the input parameter

lwork. Eigenvectors that are to be orthogonalized are computed by the same process. `p?stein` decides on the allocation of work among the processes and then calls `?stein2` (modified LAPACK routine) on each individual process. If insufficient workspace is allocated, the expected orthogonalization may not be done.



NOTE. If the eigenvectors obtained are not orthogonal, increase *lwork* and run the code again.

$p = \text{NPROW} * \text{NPCOL}$ is the total number of processes.

Input Parameters

n (global) INTEGER. The order of the matrix T ($n \geq 0$).

m (global) INTEGER. The number of eigenvectors to be returned.

d, *e*, *w* (global)
 REAL for single-precision flavors
 DOUBLE PRECISION for double-precision flavors.
 Arrays: $d(*)$ contains the diagonal elements of T .
 DIMENSION (n).
 $e(*)$ contains the off-diagonal elements of T .
 DIMENSION ($n-1$).
 $w(*)$ contains all the eigenvalues grouped by split-off block. The eigenvalues are supplied from smallest to largest within the block. (Here the output array w from `p?stebz` with `order = 'B'` is expected. The array should be replicated in all processes.)
 DIMENSION(m)

iblock (global) INTEGER.
 Array, DIMENSION (n). The submatrix indices associated with the corresponding eigenvalues in $w--1$ for eigenvalues belonging to the first submatrix from the top, 2 for those belonging to the second submatrix, etc. (The output array *iblock* from `p?stebz` is expected here).

isplit (global) INTEGER.

	<p>Array, <code>DIMENSION (n)</code>. The splitting points, at which T breaks up into submatrices. The first submatrix consists of rows/columns 1 to <code>isplit(1)</code>, the second of rows/columns <code>isplit(1)+1</code> through <code>isplit(2)</code>, etc., and the <code>nsplit</code>-th consists of rows/columns <code>isplit(nsplit-1)+1</code> through <code>isplit(nsplit)=n</code>. (The output array <code>isplit</code> from p?stebz is expected here.)</p>
<code>orfac</code>	<p>(global)</p> <p>REAL for single-precision flavors DOUBLE PRECISION for double-precision flavors.</p> <p><code>orfac</code> specifies which eigenvectors should be orthogonalized. Eigenvectors that correspond to eigenvalues within <code>orfac* T </code> of each other are to be orthogonalized. However, if the workspace is insufficient (see <code>lwork</code>), this tolerance may be decreased until all eigenvectors can be stored in one process. No orthogonalization is done if <code>orfac</code> is equal to zero. A default value of 1000 is used if <code>orfac</code> is negative. <code>orfac</code> should be identical on all processes</p>
<code>iz, jz</code>	<p>(global) INTEGER. The row and column indices in the global array <code>z</code> indicating the first row and the first column of the submatrix <code>z</code>, respectively.</p>
<code>descz</code>	<p>(global and local) INTEGER array, dimension (<code>dlen_</code>). The array descriptor for the distributed matrix <code>z</code>.</p>
<code>work</code>	<p>(local). REAL for single-precision flavors DOUBLE PRECISION for double-precision flavors.</p> <p>Workspace array, <code>DIMENSION (lwork)</code>.</p>
<code>lwork</code>	<p>(local) INTEGER.</p> <p><code>lwork</code> controls the extent of orthogonalization which can be done. The number of eigenvectors for which storage is allocated on each process is <code>nvec = floor((lwork-max(5*n, np00*mq00))/n)</code>. Eigenvectors corresponding to eigenvalue clusters of size <code>nvec - ceil(m/p) + 1</code> are guaranteed to be orthogonal (the orthogonality is similar to that obtained from ?stein2).</p>



NOTE. *lwork* must be no smaller than $\max(5*n, np00*mq00) + \text{ceil}(m/p)*n$ and should have the same input value on all processes.

It is the minimum value of *lwork* input on different processes that is significant.

If *lwork* = -1, then *lwork* is global input and a workspace query is assumed; the routine only calculates the minimum and optimal size for all work arrays. Each of these values is returned in the first entry of the corresponding work array, and no error message is issued by *pxerbla*.

iwork

(local) INTEGER.

Workspace array, DIMENSION (3*n*+*p*+1).

liwork

(local) INTEGER. The size of the array *iwork*. It must be greater than (3*n*+*p*+1).

If *liwork* = -1, then *liwork* is global input and a workspace query is assumed; the routine only calculates the minimum and optimal size for all work arrays. Each of these values is returned in the first entry of the corresponding work array, and no error message is issued by *pxerbla*.

Output Parameters

z

(local)

REAL for *psstein*

DOUBLE PRECISION for *pdstein*

COMPLEX for *pcstein*

DOUBLE COMPLEX for *pzstein*.

Array, DIMENSION (*descz*(*dlen_*), *n*/NPCOL + NB). *z*

contains the computed eigenvectors associated with the specified eigenvalues. Any vector which fails to converge is set to its current iterate after MAXIT iterations (See [?stein2](#)). On output, *z* is distributed across the *p* processes in block cyclic format.

<i>work(1)</i>	On exit, <i>work(1)</i> gives a lower bound on the workspace (<i>lwork</i>) that guarantees the user desired orthogonalization (see <i>orfac</i>). Note that this may overestimate the minimum workspace needed.
<i>iwork</i>	On exit, <i>iwork(1)</i> contains the amount of integer workspace required. On exit, the <i>iwork(2)</i> through <i>iwork(p+2)</i> indicate the eigenvectors computed by each process. Process <i>i</i> computes eigenvectors indexed <i>iwork(i+2)+1</i> through <i>iwork(i+3)</i> .
<i>ifail</i>	(global). INTEGER. Array, DIMENSION (<i>m</i>). On normal exit, all elements of <i>ifail</i> are zero. If one or more eigenvectors fail to converge after MAXIT iterations (as in ?stein), then <i>info > 0</i> is returned. If $\text{mod}(\text{info}, m+1) > 0$, then for $i=1$ to $\text{mod}(\text{info}, m+1)$, the eigenvector corresponding to the eigenvalue $w(\text{ifail}(i))$ failed to converge (<i>w</i> refers to the array of eigenvalues on output).
<i>iclustr</i>	(global) INTEGER. Array, DIMENSION ($2*p$) This output array contains indices of eigenvectors corresponding to a cluster of eigenvalues that could not be orthogonalized due to insufficient workspace (see <i>lwork</i> , <i>orfac</i> and <i>info</i>). Eigenvectors corresponding to clusters of eigenvalues indexed <i>iclustr(2*I-1)</i> to <i>iclustr(2*I)</i> , $i = 1$ to $\text{info}/(m+1)$, could not be orthogonalized due to lack of workspace. Hence the eigenvectors corresponding to these clusters may not be orthogonal. <i>iclustr</i> is a zero terminated array ---(<i>iclustr(2*k)</i> .ne.0 .and. <i>iclustr(2*k+1)</i> .eq.0) if and only if <i>k</i> is the number of clusters.
<i>gap</i>	(global) REAL for single-precision flavors DOUBLE PRECISION for double-precision flavors. This output array contains the gap between eigenvalues whose eigenvectors could not be orthogonalized. The info/m output values in this array correspond to the $\text{info}/(m+1)$ clusters indicated by the array <i>iclustr</i> . As a result, the dot product between eigenvectors corresponding to the <i>i-th</i> cluster may be as high as $(O(n) * \text{macheps}) / \text{gap}(i)$.

info (global) INTEGER.
If *info* = 0, the execution is successful.
If *info* < 0: If the *i*-th argument is an array and the *j*-entry had an illegal value, then *info* = -(*i**100+*j*),
If the *i*-th argument is a scalar and had an illegal value, then *info* = -*i*.
If *info* < 0: if *info* = -*i*, the *i*-th argument had an illegal value.
If *info* > 0: if mod(*info*, *m*+1) = *i*, then *i* eigenvectors failed to converge in MAXIT iterations. Their indices are stored in the array *ifail*. If *info*/(*m*+1) = *i*, then eigenvectors corresponding to *i* clusters of eigenvalues could not be orthogonalized due to insufficient workspace. The indices of the clusters are stored in the array *iclustr*.

Nonsymmetric Eigenvalue Problems

This section describes ScaLAPACK routines for solving nonsymmetric eigenvalue problems, computing the Schur factorization of general matrices, as well as performing a number of related computational tasks.

To solve a nonsymmetric eigenvalue problem with ScaLAPACK, you usually need to reduce the matrix to the upper Hessenberg form and then solve the eigenvalue problem with the Hessenberg matrix obtained.

Table 6-5 lists ScaLAPACK routines for reducing the matrix to the upper Hessenberg form by an orthogonal (or unitary) similarity transformation $A = QHQ^H$, as well as routines for solving eigenproblems with Hessenberg matrices, and multiplying the matrix after reduction.

Table 6-5 Computational Routines for Solving Nonsymmetric Eigenproblems

Operation performed	General matrix	Orthogonal/Unitary Hessenberg matrix
Reduce to Hessenberg form $A = QHQ^H$	p?gehrd	
Multiply the matrix after reduction		p?ormhr/p?unmhr
Find eigenvalues and Schur factorization		p?lahqr

p?gehrd

Reduces a general matrix to upper Hessenberg form.

Syntax

```
call psgehrd( n, ilo, ihi, a, ia, ja, desca, tau, work, lwork, info)
call pdgehrd( n, ilo, ihi, a, ia, ja, desca, tau, work, lwork, info)
call pcgehrd( n, ilo, ihi, a, ia, ja, desca, tau, work, lwork, info)
call pzgehrd( n, ilo, ihi, a, ia, ja, desca, tau, work, lwork, info)
```

Description

For C interface, this routine is declared in `mkl_scalapack.h` file.

This routine reduces a real/complex general distributed matrix sub (*A*) to upper Hessenberg form *H* by an orthogonal or unitary similarity transformation

$$Q'^* \text{sub}(A) Q = H,$$

where $\text{sub}(A) = A(\text{ia}+n-1:\text{ia}+n-1, \text{ja}+n-1:\text{ja}+n-1)$.

Input Parameters

<i>n</i>	(global) INTEGER. The order of the distributed matrix sub(<i>A</i>) ($n \geq 0$).
<i>ilo, ihi</i>	(global) INTEGER. It is assumed that sub(<i>A</i>) is already upper triangular in rows <i>ia:ia+ilo-2</i> and <i>ia+ihi:ia+n-1</i> and columns <i>ja:ja+ilo-2</i> and <i>ja+ihi:ja+n-1</i> . (See <i>Application Notes</i> below). If $n > 0$, $1 \leq \text{ilo} \leq \text{ihi} \leq n$; otherwise set <i>ilo</i> = 1, <i>ihi</i> = <i>n</i> .
<i>a</i>	(local) REAL for psgehrd DOUBLE PRECISION for pdgehrd COMPLEX for pcgehrd DOUBLE COMPLEX for pzgehrd.

Pointer into the local memory to an array of dimension $(lld_a, LOCC(ja+n-1))$. On entry, this array contains the local pieces of the n -by- n general distributed matrix $sub(A)$ to be reduced.

ia, ja (global) INTEGER. The row and column indices in the global array *a* indicating the first row and the first column of the submatrix *A*, respectively.

desca (global and local) INTEGER array, dimension $(dlen_)$. The array descriptor for the distributed matrix *A*.

work (local)
 REAL for psgehrd
 DOUBLE PRECISION for pdgehrd
 COMPLEX for pcgehrd
 DOUBLE COMPLEX for pzgehrd.
 Workspace array of dimension *lwork*.

lwork (local or global) INTEGER, dimension of the array *work*.
lwork is local input and must be at least
 $lwork \geq NB * NB + NB * \max(ihip+1, ihlp+inlq)$
 where $NB = mb_a = nb_a$,
 $iroffa = \text{mod}(ia-1, NB)$,
 $icoffa = \text{mod}(ja-1, NB)$,
 $ioff = \text{mod}(ia+ilo-2, NB)$, $iarow = \text{indxg2p}(ia, NB, MYROW, rsrc_a, NPROW)$, $ihip = \text{numroc}(ihi+iroffa, NB, MYROW, iarow, NPROW)$,
 $ilrow = \text{indxg2p}(ia+ilo-1, NB, MYROW, rsrc_a, NPROW)$,
 $ihlp = \text{numroc}(ihi-ilo+ioff+1, NB, MYROW, ilrow, NPROW)$,
 $ilcol = \text{indxg2p}(ja+ilo-1, NB, MYCOL, csrc_a, NPCOL)$,
 $inlq = \text{numroc}(n-ilo+ioff+1, NB, MYCOL, ilcol, NPCOL)$,
 indxg2p and numroc are ScaLAPACK tool functions; MYROW, MYCOL, NPROW and NPCOL can be determined by calling the subroutine blacs_gridinfo.

If $lwork = -1$, then $lwork$ is global input and a workspace query is assumed; the routine only calculates the minimum and optimal size for all work arrays. Each of these values is returned in the first entry of the corresponding work array, and no error message is issued by `pxerbla`.

Output Parameters

a	On exit, the upper triangle and the first subdiagonal of $\text{sub}(A)$ are overwritten with the upper Hessenberg matrix H , and the elements below the first subdiagonal, with the array τ , represent the orthogonal/unitary matrix Q as a product of elementary reflectors (see <i>Application Notes</i> below).
τ	(local). REAL for <code>psgehrd</code> DOUBLE PRECISION for <code>pdgehrd</code> COMPLEX for <code>pcgehrd</code> DOUBLE COMPLEX for <code>pzgehrd</code> . Array, DIMENSION at least $\max(ja+n-2)$. The scalar factors of the elementary reflectors (see <i>Application Notes</i> below). Elements $ja:ja+ilo-2$ and $ja+ihi:ja+n-2$ of τ are set to zero. τ is tied to the distributed matrix A .
$work(1)$	On exit $work(1)$ contains the minimum value of $lwork$ required for optimum performance.
$info$	(global) INTEGER. = 0: the execution is successful. < 0: if the i -th argument is an array and the j -entry had an illegal value, then $info = -(i*100+j)$, if the i -th argument is a scalar and had an illegal value, then $info = -i$.

Application Notes

The matrix Q is represented as a product of $(ihi-ilo)$ elementary reflectors

$$Q = H(ilo)*H(ilo+1)*\dots*H(ihi-1).$$

Each $H(i)$ has the form

$$H(i) = I - \tau v v'$$

where τ is a real/complex scalar, and v is a real/complex vector with $v(1:i) = 0$, $v(i+1) = 1$ and $v(ihi+1:n) = 0$; $v(i+2:ihi)$ is stored on exit in $a(ia+ilo+i:ia+ihi-1, ja+ilo+i-2)$, and τ in $\tau(ja+ilo+i-2)$. The contents of $a(ia:ia+n-1, ja:ja+n-1)$ are illustrated by the following example, with $n = 7$, $ilo = 2$ and $ihi = 6$:

on entry

$$\begin{bmatrix} a & a & a & a & a & a & a \\ & a & a & a & a & a & a \\ & & a & a & a & a & a \\ & & & a & a & a & a \\ & & & & a & a & a \\ & & & & & a & a \\ & & & & & & a \end{bmatrix}$$

on exit

$$\begin{bmatrix} a & a & a & h & h & h & a \\ & a & h & h & h & h & a \\ & & h & h & h & h & h \\ v2 & h & h & h & h & h & h \\ v2 & v3 & h & h & h & h & h \\ v2 & v3 & v4 & h & h & h & h \\ & & & & & & a \end{bmatrix}$$

where a denotes an element of the original matrix $\text{sub}(A)$, h denotes a modified element of the upper Hessenberg matrix H , and v_i denotes an element of the vector defining $H(ja+ilo+i-2)$.

p?ormhr

Multiplies a general matrix by the orthogonal transformation matrix from a reduction to Hessenberg form determined by p?gehrd.

Syntax

```
call psormhr(side, trans, m, n, ilo, ihi, a, ia, ja, desca, tau, c, ic, jc,
descc, work, lwork, info)

call pdormhr(side, trans, m, n, ilo, ihi, a, ia, ja, desca, tau, c, ic, jc,
descc, work, lwork, info)
```

Description

For C interface, this routine is declared in `mkl_scalapack.h` file.

This routine overwrites the general real distributed m -by- n matrix `sub(C) = C(ic:ic+m-1, jc:jc+n-1)` with

	$side = 'L'$	$side = 'R'$
$trans = 'N':$	$Q * sub(C)$	$sub(C) * Q$
$trans = 'T':$	$Q^T * sub(C)$	$sub(C) * Q^T$

where Q is a real orthogonal distributed matrix of order nq , with $nq = m$ if $side = 'L'$ and $nq = n$ if $side = 'R'$.

Q is defined as the product of $ihi-ilo$ elementary reflectors, as returned by `p?gehrd`.

$Q = H(ilo) H(ilo+1) \dots H(ihi-1)$.

Input Parameters

$side$	(global) CHARACTER = 'L': Q or Q^T is applied from the left. = 'R': Q or Q^T is applied from the right.
$trans$	(global) CHARACTER = 'N', no transpose, Q is applied. = 'T', transpose, Q^T is applied.
m	(global) INTEGER. The number of rows in the distributed matrix <code>sub (C)</code> ($m \geq 0$).

<i>n</i>	(global) INTEGER. The number of columns in the distributed matrix sub (<i>c</i>) ($n \geq 0$).
<i>ilo, ihi</i>	(global) INTEGER. <i>ilo</i> and <i>ihi</i> must have the same values as in the previous call of <i>p?gehrd</i> . <i>Q</i> is equal to the unit matrix except for the distributed submatrix $Q(ia+ilo:ia+ihi-1, ia+ilo:ja+ihi-1)$. If <i>side</i> = 'L', $1 \leq ilo \leq ihi \leq \max(1, m)$; If <i>side</i> = 'R', $1 \leq ilo \leq ihi \leq \max(1, n)$; <i>ilo</i> and <i>ihi</i> are relative indexes.
<i>a</i>	(local) REAL for <i>psormhr</i> DOUBLE PRECISION for <i>pdormhr</i> Pointer into the local memory to an array of dimension (<i>lld_a</i> , <i>LOCc</i> (<i>ja+m-1</i>)) if <i>side</i> ='L', and (<i>lld_a</i> , <i>LOCc</i> (<i>ja+n-1</i>)) if <i>side</i> = 'R'. Contains the vectors which define the elementary reflectors, as returned by <i>p?gehrd</i> .
<i>ia, ja</i>	(global) INTEGER. The row and column indices in the global array <i>a</i> indicating the first row and the first column of the submatrix <i>A</i> , respectively.
<i>desca</i>	(global and local) INTEGER array, dimension (<i>dlen_</i>). The array descriptor for the distributed matrix <i>A</i> .
<i>tau</i>	(local) REAL for <i>psormhr</i> DOUBLE PRECISION for <i>pdormhr</i> Array, DIMENSION <i>LOCc</i> (<i>ja+m-2</i>), if <i>side</i> = 'L', and <i>LOCc</i> (<i>ja+n-2</i>) if <i>side</i> = 'R'. This array contains the scalar factors <i>tau</i> (<i>j</i>) of the elementary reflectors <i>H</i> (<i>j</i>) as returned by <i>p?gehrd</i> . <i>tau</i> is tied to the distributed matrix <i>A</i> .
<i>c</i>	(local) REAL for <i>psormhr</i> DOUBLE PRECISION for <i>pdormhr</i> Pointer into the local memory to an array of dimension (<i>lld_c</i> , <i>LOCc</i> (<i>jc+n-1</i>)).

<i>ic, jc</i>	Contains the local pieces of the distributed matrix sub(<i>c</i>). (global) INTEGER. The row and column indices in the global array <i>c</i> indicating the first row and the first column of the submatrix <i>c</i> , respectively.
<i>descc</i>	(global and local) INTEGER array, dimension (<i>dlen_</i>). The array descriptor for the distributed matrix <i>c</i> .
<i>work</i>	(local) REAL for psormhr DOUBLE PRECISION for pdormhr Workspace array with dimension <i>lwork</i> .
<i>lwork</i>	(local or global) INTEGER. The dimension of the array <i>work</i> . <i>lwork</i> must be at least $iaa = ia + ilo; jaa = ja + ilo - 1;$ If <i>side</i> = 'L', $mi = ihi - ilo; ni = n; icc = ic + ilo; jcc = jc;$ $lwork \geq \max((nb_a * (nb_a - 1)) / 2, (nqc0 + mpc0) * nb_a + nb_a * nb_a)$ else if <i>side</i> = 'R', $mi = m; ni = ihi - ilo; icc = ic; jcc = jc + ilo;$ $lwork \geq \max((nb_a * (nb_a - 1)) / 2,$ $(nqc0 + \max(npa0 + \text{numroc}(\text{numroc}(ni + icoffc, nb_a, 0, 0, NPCOL), nb_a, 0, 0, lcmq), mpc0)) * nb_a) +$ $nb_a * nb_a)$ end if where $lcmq = lcm / NPCOL$ with $lcm = ilcm(NPROW, NPCOL),$ $iroffa = \text{mod}(iaa - 1, mb_a),$ $icoffa = \text{mod}(jaa - 1, nb_a),$ $iarow = \text{indxg2p}(iaa, mb_a, MYROW, rsrc_a, NPROW),$ $npa0 = \text{numroc}(ni + iroffa, mb_a, MYROW, iarow, NPROW),$ $iroffc = \text{mod}(icc - 1, mb_c), icoffc = \text{mod}(jcc - 1, nb_c),$ $icrow = \text{indxg2p}(icc, mb_c, MYROW, rsrc_c, NPROW),$ $iccol = \text{indxg2p}(jcc, nb_c, MYCOL, csrc_c, NPCOL),$


```

mpc0 = numroc(mi+iroffc, mb_c, MYROW, icrow,
NPROW),
nqc0 = numroc(ni+icoffc, nb_c, MYCOL, iccol,
NPCOL),
ilcm, indxg2p and numroc are ScaLAPACK tool functions;
MYROW, MYCOL, NPROW and NPCOL can be determined by
calling the subroutine blacs_gridinfo.
If lwork = -1, then lwork is global input and a workspace
query is assumed; the routine only calculates the minimum
and optimal size for all work arrays. Each of these values
is returned in the first entry of the corresponding work array,
and no error message is issued by pxerbla.

```

Output Parameters

<i>c</i>	sub(<i>c</i>) is overwritten by $Q \cdot \text{sub}(c)$, or $Q' \cdot \text{sub}(c)$, or $\text{sub}(c) \cdot Q'$, or $\text{sub}(c) \cdot Q$.
<i>work</i> (1)	On exit <i>work</i> (1) contains the minimum value of <i>lwork</i> required for optimum performance.
<i>info</i>	(global) INTEGER. = 0: the execution is successful. < 0: if the <i>i</i> -th argument is an array and the <i>j</i> -entry had an illegal value, then <i>info</i> = - (<i>i</i> * 100+ <i>j</i>), if the <i>i</i> -th argument is a scalar and had an illegal value, then <i>info</i> = - <i>i</i> .

p?unmhr

Multiplies a general matrix by the unitary transformation matrix from a reduction to Hessenberg form determined by p?gehrd.

Syntax

```

call pcunmhr(side, trans, m, n, ilo, ihi, a, ia, ja, desca, tau, c, ic, jc,
descc, work, lwork, info)

call pzunmhr(side, trans, m, n, ilo, ihi, a, ia, ja, desca, tau, c, ic, jc,
descc, work, lwork, info)

```

Description

For C interface, this routine is declared in `mk1_scalapack.h` file.

This routine overwrites the general complex distributed m -by- n matrix `sub(C)` = `C(ic:ic+m-1,jc:jc+n-1)` with

	$side = 'L'$	$side = 'R'$
$trans = 'N':$	$Q * sub(C)$	$sub(C) * Q$
$trans = 'H':$	$Q^H * sub(C)$	$sub(C) * Q^H$

where Q is a complex unitary distributed matrix of order nq , with $nq = m$ if $side = 'L'$ and $nq = n$ if $side = 'R'$.

Q is defined as the product of $ihi-ilo$ elementary reflectors, as returned by `p?gehrd`.

$Q = H(ilo) H(ilo+1) \dots H(ihi-1)$.

Input Parameters

<i>side</i>	(global) CHARACTER = 'L': Q or Q^H is applied from the left. = 'R': Q or Q^H is applied from the right.
<i>trans</i>	(global) CHARACTER = 'N', no transpose, Q is applied. = 'C', conjugate transpose, Q^H is applied.
<i>m</i>	(global) INTEGER. The number of rows in the distributed submatrix <code>sub(C)</code> ($m \geq 0$).
<i>n</i>	(global) INTEGER. The number of columns in the distributed submatrix <code>sub(C)</code> ($n \geq 0$).
<i>ilo, ihi</i>	(global) INTEGER These must be the same parameters <i>ilo</i> and <i>ihi</i> , respectively, as supplied to <code>p?gehrd</code> . Q is equal to the unit matrix except in the distributed submatrix Q ($ia+ilo:ia+ihi-1, ia+ilo:ja+ihi-1$). If $side = 'L'$, then $1 \leq ilo \leq ihi \leq \max(1, m)$. If $side = 'R'$, then $1 \leq ilo \leq ihi \leq \max(1, n)$ <i>ilo</i> and <i>ihi</i> are relative indexes.

<i>a</i>	<p>(local)</p> <p>COMPLEX for pcunmhr DOUBLE COMPLEX for pzunmhr.</p> <p>Pointer into the local memory to an array of dimension $(lld_a, LOC\ c(ja+m-1))$ if <i>side</i>='L', and $(lld_a, LOCc(ja+n-1))$ if <i>side</i> = 'R'.</p> <p>Contains the vectors which define the elementary reflectors, as returned by p?gehrd.</p>
<i>ia, ja</i>	<p>(global) INTEGER. The row and column indices in the global array <i>a</i> indicating the first row and the first column of the submatrix <i>A</i>, respectively.</p>
<i>desca</i>	<p>(global and local) INTEGER array, dimension (<i>dlen</i>_—). The array descriptor for the distributed matrix <i>A</i>.</p>
<i>tau</i>	<p>(local)</p> <p>COMPLEX for pcunmhr DOUBLE COMPLEX for pzunmhr.</p> <p>Array, DIMENSION $LOCc(ja+m-2)$, if <i>side</i> = 'L', and $LOCc(ja+n-2)$ if <i>side</i> = 'R'.</p> <p>This array contains the scalar factors <i>tau</i>(<i>j</i>) of the elementary reflectors <i>H</i>(<i>j</i>) as returned by p?gehrd. <i>tau</i> is tied to the distributed matrix <i>A</i>.</p>
<i>c</i>	<p>(local)</p> <p>COMPLEX for pcunmhr DOUBLE COMPLEX for pzunmhr.</p> <p>Pointer into the local memory to an array of dimension $(lld_c, LOCc(jc+n-1))$.</p> <p>Contains the local pieces of the distributed matrix sub(<i>c</i>).</p>
<i>ic, jc</i>	<p>(global) INTEGER. The row and column indices in the global array <i>c</i> indicating the first row and the first column of the submatrix <i>C</i>, respectively.</p>
<i>descc</i>	<p>(global and local) INTEGER array, dimension (<i>dlen</i>_—). The array descriptor for the distributed matrix <i>C</i>.</p>
<i>work</i>	<p>(local)</p> <p>COMPLEX for pcunmhr DOUBLE COMPLEX for pzunmhr.</p> <p>Workspace array with dimension <i>lwork</i>.</p>

lwork

(local or global)

The dimension of the array *work*.

lwork must be at least $iaa = ia + ilo$; $jaa = ja + ilo - 1$;
 If *side* = 'L', $mi = ihi - ilo$; $ni = n$; $icc = ic + ilo$;
 $jcc = jc$; $lwork \geq \max((nb_a * (nb_a - 1)) / 2, (nqc0 + mpc0) * nb_a) + nb_a * nb_a$
 else if *side* = 'R',
 $mi = m$; $ni = ihi - ilo$; $icc = ic$; $jcc = jc + ilo$;
 $lwork \geq \max((nb_a * (nb_a - 1)) / 2, (nqc0 + \max(npa0 + \text{numroc}(\text{numroc}(ni + icoffc, nb_a, 0, 0, NPCOL), nb_a, 0, 0, lcmq), mpc0)) * nb_a) + nb_a * nb_a$
 end if
 where $lcmq = lcm / NPCOL$ with $lcm = ilcm(NPROW, NPCOL)$,
 $iroffa = \text{mod}(iaa - 1, mb_a)$,
 $icoffa = \text{mod}(jaa - 1, nb_a)$,
 $iarow = \text{indxg2p}(iaa, mb_a, MYROW, rsrc_a, NPROW)$,
 $npa0 = \text{numroc}(ni + iroffa, mb_a, MYROW, iarow, NPROW)$,
 $iroffc = \text{mod}(icc - 1, mb_c)$,
 $icoffc = \text{mod}(jcc - 1, nb_c)$,
 $icrow = \text{indxg2p}(icc, mb_c, MYROW, rsrc_c, NPROW)$,
 $iccol = \text{indxg2p}(jcc, nb_c, MYCOL, csrc_c, NPCOL)$,
 $mpc0 = \text{numroc}(mi + iroffc, mb_c, MYROW, icrow, NPROW)$,
 $nqc0 = \text{numroc}(ni + icoffc, nb_c, MYCOL, iccol, NPCOL)$,
 $ilcm, \text{indxg2p}$ and numroc are ScaLAPACK tool functions;
 $MYROW, MYCOL, NPROW$ and $NPCOL$ can be determined by
 calling the subroutine `blacs_gridinfo`.
 If *lwork* = -1, then *lwork* is global input and a workspace
 query is assumed; the routine only calculates the minimum
 and optimal size for all work arrays. Each of these values
 is returned in the first entry of the corresponding work array,
 and no error message is issued by `p_xerbla`.

Output Parameters

<code>c</code>	<code>c</code> is overwritten by $Q^* \text{sub}(c)$ or $Q'^* \text{sub}(c)$ or $\text{sub}(c) Q'$ or $\text{sub}(c) Q$.
<code>work(1)</code>	On exit <code>work(1)</code> contains the minimum value of <code>lwork</code> required for optimum performance.
<code>info</code>	(global) INTEGER. = 0: the execution is successful. < 0: if the <i>i</i> -th argument is an array and the <i>j</i> -entry had an illegal value, then <code>info</code> = - (<i>i</i> * 100+ <i>j</i>), if the <i>i</i> -th argument is a scalar and had an illegal value, then <code>info</code> = - <i>i</i> .

p?lahqr

Computes the Schur decomposition and/or eigenvalues of a matrix already in Hessenberg form.

Syntax

```
call pslahqr(wantt, wantz, n, ilo, ihi, a, desca, wr, wi, iloz, ihiz, z,
descz, work, lwork, iwork, ilwork, info)

call pdlahqr(wantt, wantz, n, ilo, ihi, a, desca, wr, wi, iloz, ihiz, z,
descz, work, lwork, iwork, ilwork, info)
```

Description

For C interface, this routine is declared in `mkl_scalapack.h` file.

This is an auxiliary routine used to find the Schur decomposition and/or eigenvalues of a matrix already in Hessenberg form from columns `ilo` to `ihi`.

Input Parameters

<code>wantt</code>	(global) LOGICAL If <code>wantt</code> = .TRUE., the full Schur form T is required; If <code>wantt</code> = .FALSE., only eigenvalues are required.
<code>wantz</code>	(global) LOGICAL.

	<p>If <i>wantz</i> = <code>.TRUE.</code>, the matrix of Schur vectors <i>z</i> is required;</p> <p>If <i>wantz</i> = <code>.FALSE.</code>, Schur vectors are not required.</p>
<i>n</i>	<p>(global) INTEGER. The order of the Hessenberg matrix <i>A</i> (and <i>z</i> if <i>wantz</i>). ($n \geq 0$).</p>
<i>ilo, ihi</i>	<p>(global) INTEGER.</p> <p>It is assumed that <i>A</i> is already upper quasi-triangular in rows and columns <i>ihi</i>+1:<i>n</i>, and that <i>A</i>(<i>ilo</i>, <i>ilo</i>-1) = 0 (unless <i>ilo</i> = 1). <code>p?lahqr</code> works primarily with the Hessenberg submatrix in rows and columns <i>ilo</i> to <i>ihi</i>, but applies transformations to all of <i>h</i> if <i>wantt</i> is <code>.TRUE.</code>.</p> <p>$1 \leq ilo \leq \max(1, ihi); ihi \leq n$.</p>
<i>a</i>	<p>(global)</p> <p>REAL for <code>pslahqr</code> DOUBLE PRECISION for <code>pdlahqr</code> Array, DIMENSION (<i>desca</i>(<i>lld_</i>), *). On entry, the upper Hessenberg matrix <i>A</i>.</p>
<i>desca</i>	<p>(global and local) INTEGER array, dimension (<i>dlen_</i>). The array descriptor for the distributed matrix <i>A</i>.</p>
<i>iloz, ihiz</i>	<p>(global) INTEGER. Specify the rows of <i>z</i> to which transformations must be applied if <i>wantz</i> is <code>.TRUE.</code>.</p> <p>$1 \leq iloz \leq ilo; ihi \leq ihiz \leq n$.</p>
<i>z</i>	<p>(global) REAL for <code>pslahqr</code> DOUBLE PRECISION for <code>pdlahqr</code> Array. If <i>wantz</i> is <code>.TRUE.</code>, on entry <i>z</i> must contain the current matrix <i>Z</i> of transformations accumulated by <code>pdhseqr</code>. If <i>wantz</i> is <code>.FALSE.</code>, <i>z</i> is not referenced.</p>
<i>descz</i>	<p>(global and local) INTEGER array, dimension (<i>dlen_</i>). The array descriptor for the distributed matrix <i>Z</i>.</p>
<i>work</i>	<p>(local)</p> <p>REAL for <code>pslahqr</code> DOUBLE PRECISION for <code>pdlahqr</code> Workspace array with dimension <i>lwork</i>.</p>

<i>lwork</i>	(local) INTEGER. The dimension of <i>work</i> . <i>lwork</i> is assumed big enough so that $lwork \geq 3*n + \max(2*\max(descz(lld_), desca(lld_)) + 2*LOCq(n), 7*\text{ceil}(n/hbl)/lcm(NPROW, NPCOL))$. If <i>lwork</i> = -1, then <i>work</i> (1) gets set to the above number and the code returns immediately.
<i>iwork</i>	(global and local) INTEGER array of size <i>ilwork</i> .
<i>ilwork</i>	(local) INTEGER This holds some of the <i>iblk</i> integer arrays.

Output Parameters

<i>a</i>	On exit, if <i>wantt</i> is .TRUE., <i>A</i> is upper quasi-triangular in rows and columns <i>ilo:ihi</i> , with any 2-by-2 or larger diagonal blocks not yet in standard form. If <i>wantt</i> is .FALSE., the contents of <i>A</i> are unspecified on exit.
<i>work</i> (1)	On exit <i>work</i> (1) contains the minimum value of <i>lwork</i> required for optimum performance.
<i>wr, wi</i>	(global replicated output) REAL for pslahqr DOUBLE PRECISION for pdlahqr Arrays, DIMENSION(<i>n</i>) each. The real and imaginary parts, respectively, of the computed eigenvalues <i>ilo</i> to <i>ihi</i> are stored in the corresponding elements of <i>wr</i> and <i>wi</i> . If two eigenvalues are computed as a complex conjugate pair, they are stored in consecutive elements of <i>wr</i> and <i>wi</i> , say the <i>i</i> -th and (<i>i</i> +1)-th, with <i>wi</i> (<i>i</i>) > 0 and <i>wi</i> (<i>i</i> +1) < 0. If <i>wantt</i> is .TRUE., the eigenvalues are stored in the same order as on the diagonal of the Schur form returned in <i>A</i> . <i>A</i> may be returned with larger diagonal blocks until the next release.
<i>z</i>	On exit <i>z</i> has been updated; transformations are applied only to the submatrix <i>z</i> (<i>iloz:ihiz</i> , <i>ilo:ihi</i>).
<i>info</i>	(global) INTEGER. = 0: the execution is successful. < 0: parameter number <i>-info</i> incorrect or inconsistent

> 0: p?lahqr failed to compute all the eigenvalues *ilo* to *ihi* in a total of $30 * (ihi - ilo + 1)$ iterations; if *info* = *i*, elements *i*+1:*ihi* of *wr* and *wi* contain those eigenvalues which have been successfully computed.

Singular Value Decomposition

This section describes ScaLAPACK routines for computing the singular value decomposition (SVD) of a general *m*-by-*n* matrix *A* (see “Singular Value Decomposition” in LAPACK chapter).

To find the SVD of a general matrix *A*, this matrix is first reduced to a bidiagonal matrix *B* by a unitary (orthogonal) transformation, and then SVD of the bidiagonal matrix is computed. Note that the SVD of *B* is computed using the LAPACK routine [?bdsqr](#).

[Table 6-6](#) lists ScaLAPACK computational routines for performing this decomposition.

Table 6-6 Computational Routines for Singular Value Decomposition (SVD)

Operation	General matrix	Orthogonal/unitary matrix
Reduce <i>A</i> to a bidiagonal matrix	p?gebrd	
Multiply matrix after reduction		p?ormbr / p?unmbr

p?gebrd

Reduces a general matrix to bidiagonal form.

Syntax

```
call psgebrd(m, n, a, ia, ja, desca, d, e, tauq, taup, work, lwork, info)
call pdgebrd(m, n, a, ia, ja, desca, d, e, tauq, taup, work, lwork, info)
call pcgebrd(m, n, a, ia, ja, desca, d, e, tauq, taup, work, lwork, info)
call pzgebrd(m, n, a, ia, ja, desca, d, e, tauq, taup, work, lwork, info)
```

Description

For C interface, this routine is declared in `mkl_scalapack.h` file.

This routine reduces a real/complex general *m*-by-*n* distributed matrix `sub(A) = A(ia:ia+m-1, ja:ja+n-1)` to upper or lower bidiagonal form *B* by an orthogonal/unitary transformation:

$$Q' * \text{sub}(A) * P = B.$$

If $m \geq n$, B is upper bidiagonal; if $m < n$, B is lower bidiagonal.

Input Parameters

m	(global) INTEGER. The number of rows in the distributed matrix $\text{sub}(A)$ ($m \geq 0$).
n	(global) INTEGER. The number of columns in the distributed matrix $\text{sub}(A)$ ($n \geq 0$).
a	(local) REAL for psgebrd DOUBLE PRECISION for pdgebrd COMPLEX for pcgebrd DOUBLE COMPLEX for pzgebrd. Real pointer into the local memory to an array of dimension $(lld_a, LOCC(ja+n-1))$. On entry, this array contains the distributed matrix $\text{sub}(A)$.
ia, ja	(global) INTEGER. The row and column indices in the global array a indicating the first row and the first column of the submatrix A , respectively.
$desca$	(global and local) INTEGER array, dimension $(dlen_)$. The array descriptor for the distributed matrix A .
$work$	(local) REAL for psgebrd DOUBLE PRECISION for pdgebrd COMPLEX for pcgebrd DOUBLE COMPLEX for pzgebrd. Workspace array of dimension $lwork$.
$lwork$	(local or global) INTEGER, dimension of $work$, must be at least: $lwork \geq nb * (mpa0 + nqa0 + 1) + nqa0$ where $nb = mb_a = nb_a$, $iroffa = \text{mod}(ia-1, nb)$, $icoffa = \text{mod}(ja-1, nb)$, $iarow = \text{indxg2p}(ia, nb, MYROW, rsrc_a, NPROW)$, $iacol = \text{indxg2p}(ja, nb, MYCOL, csrc_a, NPCOL)$,

```
mpa0 = numroc(m + iroffa, nb, MYROW, iarow,
NPROW),
nqa0 = numroc(n + icoffa, nb, MYCOL, iacol,
NPCOL),
indxg2p and numroc are ScaLAPACK tool functions; MYROW,
MYCOL, NPROW and NPCOL can be determined by calling the
subroutine blacs_gridinfo.
```

If *lwork* = -1, then *lwork* is global input and a workspace query is assumed; the routine only calculates the minimum and optimal size for all work arrays. Each of these values is returned in the first entry of the corresponding work array, and no error message is issued by [pxerbla](#).

Output Parameters

a

On exit, if $m \geq n$, the diagonal and the first superdiagonal of $\text{sub}(A)$ are overwritten with the upper bidiagonal matrix B ; the elements below the diagonal, with the array *tauq*, represent the orthogonal/unitary matrix Q as a product of elementary reflectors, and the elements above the first superdiagonal, with the array *taup*, represent the orthogonal matrix P as a product of elementary reflectors. If $m < n$, the diagonal and the first subdiagonal are overwritten with the lower bidiagonal matrix B ; the elements below the first subdiagonal, with the array *tauq*, represent the orthogonal/unitary matrix Q as a product of elementary reflectors, and the elements above the diagonal, with the array *taup*, represent the orthogonal matrix P as a product of elementary reflectors. See *Application Notes* below.

d

(local)
 REAL for single-precision flavors
 DOUBLE PRECISION for double-precision flavors. Array,
 DIMENSION $LOCc(ja + \min(m, n) - 1)$ if $m \geq n$;
 $LOCr(ia + \min(m, n) - 1)$ otherwise. The distributed diagonal
 elements of the bidiagonal matrix B : $d(i) = a(i, i)$.
d is tied to the distributed matrix A .

e

(local)
 REAL for single-precision flavors

DOUBLE PRECISION for double-precision flavors. Array,
 DIMENSION $LOCr(ia+\min(m,n)-1)$ if $m \geq n$;
 $LOCc(ja+\min(m,n)-2)$ otherwise. The distributed
 off-diagonal elements of the bidiagonal distributed matrix
 B :
 If $m \geq n$, $e(i) = a(i, i+1)$ for $i = 1, 2, \dots, n-1$; if m
 $< n$, $e(i) = a(i+1, i)$ for $i = 1, 2, \dots, m-1$. e is tied
 to the distributed matrix A .
tauq, taup (local)
 REAL for psgebrd
 DOUBLE PRECISION for pdgebrd
 COMPLEX for pcgebrd
 DOUBLE COMPLEX for pzgebrd.
 Arrays, DIMENSION $LOCc(ja+\min(m,n)-1)$ for $tauq$ and
 $LOCr(ia+\min(m,n)-1)$ for $taup$. Contain the scalar factors
 of the elementary reflectors which represent the
 orthogonal/unitary matrices Q and P , respectively. $tauq$ and
 $taup$ are tied to the distributed matrix A . See *Application*
Notes below.
work(1) On exit $work(1)$ contains the minimum value of $lwork$
 required for optimum performance.
info (global) INTEGER.
 = 0: the execution is successful.
 < 0: if the i -th argument is an array and the j -entry had
 an illegal value, then $info = -(i*100+j)$, if the i -th
 argument is a scalar and had an illegal value, then $info =$
 $-i$.

Application Notes

The matrices Q and P are represented as products of elementary reflectors:

If $m \geq n$,

$$Q = H(1)*H(2)*\dots*H(n), \text{ and } P = G(1)*G(2)*\dots*G(n-1).$$

Each $H(i)$ and $G(i)$ has the form:

$$H(i) = I - \tau u * v * v' \text{ and } G(i) = I - \tau u * u'$$

where τ_{uq} and τ_{up} are real/complex scalars, and v and u are real/complex vectors;

$v(1:i-1) = 0$, $v(i) = 1$, and $v(i+1:m)$ is stored on exit in $A(ia+i:ia+m-1, ja+i-1)$;

$u(1:i) = 0$, $u(i+1) = 1$, and $u(i+2:n)$ is stored on exit in $A(ia+i-1, ja+i+1:ja+n-1)$;

τ_{uq} is stored in $\tau_{uq}(ja+i-1)$ and τ_{up} in $\tau_{up}(ia+i-1)$.

If $m < n$,

$Q = H(1)*H(2)*\dots*H(m-1)$, and $P = G(1)*G(2)*\dots*G(m)$

Each $H(i)$ and $G(i)$ has the form:

$H(i) = i - \tau_{uq} * v * v'$ and $G(i) = i - \tau_{up} * u * u'$

here τ_{uq} and τ_{up} are real/complex scalars, and v and u are real/complex vectors;

$v(1:i) = 0$, $v(i+1) = 1$, and $v(i+2:m)$ is stored on exit in $A(ia+i:ia+m-1, ja+i-1)$;

$u(1:i-1) = 0$, $u(i) = 1$, and $u(i+1:n)$ is stored on exit in $A(ia+i-1, ja+i+1:ja+n-1)$;

τ_{uq} is stored in $\tau_{uq}(ja+i-1)$ and τ_{up} in $\tau_{up}(ia+i-1)$.

The contents of sub(A) on exit are illustrated by the following examples:

$m = 6$ and $n = 5$ ($m > n$):

$$\begin{bmatrix} d & e & u1 & u1 & u1 \\ v1 & d & e & u2 & u2 \\ v1 & v2 & d & e & u3 \\ v1 & v2 & v3 & d & e \\ v1 & v2 & v3 & v4 & d \\ v1 & v2 & v3 & v4 & v5 \end{bmatrix}$$

$m = 5$ and $n = 6$ ($m < n$):

$$\begin{bmatrix} d & u1 & u1 & u1 & u1 & u1 \\ e & d & u2 & u2 & u2 & u2 \\ v1 & e & d & u3 & u3 & u3 \\ v1 & v2 & e & d & u4 & u4 \\ v1 & v2 & v3 & e & d & u5 \end{bmatrix}$$

where d and e denote diagonal and off-diagonal elements of B , v_i denotes an element of the vector defining $H(i)$, and u_i an element of the vector defining $G(i)$.

p?ormbr

Multiplies a general matrix by one of the orthogonal matrices from a reduction to bidiagonal form determined by p?gebrd.

Syntax

```
call psormbr(vect, side, trans, m, n, k, a, ia, ja, desca, tau, c, ic, jc,
descc, work, lwork, info)

call pdormbr(vect, side, trans, m, n, k, a, ia, ja, desca, tau, c, ic, jc,
descc, work, lwork, info)
```

Description

For C interface, this routine is declared in mkl_scalapack.h file.

If $vect = 'Q'$, the routine overwrites the general real distributed m -by- n matrix $sub(C) = C(c:ic+m-1, jc:jc+n-1)$ with

	$side = 'L'$	$side = 'R'$
$trans = 'N':$	$Q \ sub(C)$	$sub(C) \ Q$
$trans = 'T':$	$Q^T \ sub(C)$	$sub(C) \ Q^T$

If $vect = 'P'$, the routine overwrites $sub(C)$ with

	$side = 'L'$	$side = 'R'$
$trans = 'N':$	$P \ sub(C)$	$sub(C) \ P$
$trans = 'T':$	$P^T \ sub(C)$	$sub(C) \ P^T$

Here Q and P^T are the orthogonal distributed matrices determined by p?gebrd when reducing a real distributed matrix $A(ia:*, ja:*)$ to bidiagonal form: $A(ia:*, ja:*) = Q*B*P^T$. Q and P^T are defined as products of elementary reflectors $H(i)$ and $G(i)$ respectively.

Let $nq = m$ if $side = 'L'$ and $nq = n$ if $side = 'R'$. Thus nq is the order of the orthogonal matrix Q or P^T that is applied.

If $vect = 'Q'$, $A(ia:*, ja:*)$ is assumed to have been an nq -by- k matrix:

If $nq \geq k$, $Q = H(1) \ H(2) \dots H(k)$;

If $nq < k$, $Q = H(1) \ H(2) \dots H(nq-1)$.

If $vect = 'P'$, $A(ia:*, ja:*)$ is assumed to have been a k -by- nq matrix:

If $k < nq$, $P = G(1) \ G(2) \dots G(k)$;

If $k \geq nq$, $P = G(1) \ G(2) \dots G(nq-1)$.

Input Parameters

<i>vect</i>	(global) CHARACTER. If $vect = 'Q'$, then Q or Q^T is applied. If $vect = 'P'$, then P or P^T is applied.
<i>side</i>	(global) CHARACTER. If $side = 'L'$, then Q or Q^T , P or P^T is applied from the left. If $side = 'R'$, then Q or Q^T , P or P^T is applied from the right.
<i>trans</i>	(global) CHARACTER. If $trans = 'N'$, no transpose, Q or P is applied. If $trans = 'T'$, then Q^T or P^T is applied.
<i>m</i>	(global) INTEGER. The number of rows in the distributed matrix sub (<i>c</i>).
<i>n</i>	(global) INTEGER. The number of columns in the distributed matrix sub (<i>c</i>).
<i>k</i>	(global) INTEGER. If $vect = 'Q'$, the number of columns in the original distributed matrix reduced by <code>p?gebrd</code> ; If $vect = 'P'$, the number of rows in the original distributed matrix reduced by <code>p?gebrd</code> . Constraints: $k \geq 0$.
<i>a</i>	(local) REAL for <code>psormbr</code> DOUBLE PRECISION for <code>pdormbr</code> . Pointer into the local memory to an array of dimension (<code>lld_a</code> , <code>LOCc(ja+min(nq,k)-1)</code>) If $vect='Q'$, and (<code>lld_a</code> , <code>LOCc(ja+nq-1)</code>)

If $vect = 'P'$.
 $nq = m$ if $side = 'L'$, and $nq = n$ otherwise.
 The vectors which define the elementary reflectors $H(i)$ and $G(i)$, whose products determine the matrices Q and P , as returned by `p?gebrd`.
 If $vect = 'Q'$, $lld_a \geq \max(1, LOCr(ia+nq-1))$;
 If $vect = 'P'$, $lld_a \geq \max(1, LOCr(ia+\min(nq, k)-1))$.

ia, ja (global) INTEGER. The row and column indices in the global array *a* indicating the first row and the first column of the submatrix *A*, respectively.

desca (global and local) INTEGER array, dimension (*dlen_*). The array descriptor for the distributed matrix *A*.

tau (local)
 REAL for `psormbr`
 DOUBLE PRECISION for `pdormbr`.
 Array, DIMENSION $LOCc(ja+\min(nq, k)-1)$, if $vect = 'Q'$, and $LOCr(ia+\min(nq, k)-1)$, if $vect = 'P'$.
tau(*i*) must contain the scalar factor of the elementary reflector $H(i)$ or $G(i)$, which determines Q or P , as returned by `pdgebrd` in its array argument *tauq* or *taup*. *tau* is tied to the distributed matrix *A*.

c (local) REAL for `psormbr`
 DOUBLE PRECISION for `pdormbr`
 Pointer into the local memory to an array of dimension ($lld_a, LOCc(jc+n-1)$).
 Contains the local pieces of the distributed matrix sub (*c*).

ic, jc (global) INTEGER. The row and column indices in the global array *c* indicating the first row and the first column of the submatrix *C*, respectively.

descc (global and local) INTEGER array, dimension (*dlen_*). The array descriptor for the distributed matrix *C*.

work (local)
 REAL for `psormbr`
 DOUBLE PRECISION for `pdormbr`.
 Workspace array of dimension *lwork*.

lwork

```
(local or global) INTEGER, dimension of work, must be at
least:
If side = 'L'
  nq = m;
  if ((vect = 'Q' and nq ≥ k) or (vect is not equal to 'Q'
  and nq > k)), iaa=ia; jaa=ja; mi=m; ni=n; icc=ic;
  jcc=jc;
  else
    iaa= ia+1; jaa=ja; mi=m-1; ni=n; icc=ic+1; jcc= jc;
  end if
  else
    If side = 'R', nq = n;
    if((vect = 'Q' and nq ≥ k) or (vect is not equal
    to 'Q' and nq > k)),
      iaa=ia; jaa=ja; mi=m; ni=n; icc=ic; jcc=jc;
    else
      iaa= ia; jaa= ja+1; mi= m; ni= n-1; icc= ic; jcc=
      jc+1;
    end if
  end if
  If vect = 'Q',
  If side = 'L', lwork ≥ max((nb_a*(nb_a-1))/2, (nqc0 +
  mpc0)*nb_a) + nb_a * nb_a
  else if side = 'R',
    lwork ≥ max((nb_a*(nb_a-1))/2, (nqc0 + max(npa0 +
    numroc(numroc(ni+icoffc, nb_a, 0, 0, NPCOL),
    nb_a, 0, 0, lcmq), mpc0))*nb_a) + nb_a*nb_a
  end if
  else if vect is not equal to 'Q', if side = 'L',
    lwork ≥ max((mb_a*(mb_a-1))/2, (mpc0 + max(mqa0 +
    numroc(numroc(mi+iroffc, mb_a, 0, 0, NPROW),
    mb_a, 0, 0, lcmp))*mb_a) + mb_a*mb_a
  else if side = 'R',
    lwork ≥ max((mb_a*(mb_a-1))/2, (mpc0 + nqc0)*mb_a)
    + mb_a*mb_a
  end if
end if
end if
```


where $lcmp = lcm/NPROW$, $lcmq = lcm/NPCOL$, with
 $lcm = ilcm(NPROW, NPCOL)$,
 $iroffa = \text{mod}(iaa-1, mb_a)$,
 $icoffa = \text{mod}(jaa-1, nb_a)$,
 $iarow = \text{indxg2p}(iaa, mb_a, MYROW, rsrc_a, NPROW)$,
 $iacol = \text{indxg2p}(jaa, nb_a, MYCOL, csrc_a, NPCOL)$,
 $mqa0 = \text{numroc}(mi+icoffa, nb_a, MYCOL, iacol, NPCOL)$,
 $npa0 = \text{numroc}(ni+iroffa, mb_a, MYROW, iarow, NPROW)$,
 $iroffc = \text{mod}(icc-1, mb_c)$,
 $icoffc = \text{mod}(jcc-1, nb_c)$,
 $icrow = \text{indxg2p}(icc, mb_c, MYROW, rsrc_c, NPROW)$,
 $iccol = \text{indxg2p}(jcc, nb_c, MYCOL, csrc_c, NPCOL)$,
 $mpc0 = \text{numroc}(mi+iroffc, mb_c, MYROW, icrow, NPROW)$,
 $nqc0 = \text{numroc}(ni+icoffc, nb_c, MYCOL, iccol, NPCOL)$,
 indxg2p and numroc are ScaLAPACK tool functions; $MYROW$, $MYCOL$, $NPROW$ and $NPCOL$ can be determined by calling the subroutine `blacs_gridinfo`.

If $lwork = -1$, then $lwork$ is global input and a workspace query is assumed; the routine only calculates the minimum and optimal size for all work arrays. Each of these values is returned in the first entry of the corresponding work array, and no error message is issued by `p_xerbla`.

Output Parameters

c	On exit, if $vect = 'Q'$, $\text{sub}(c)$ is overwritten by $Q^* \text{sub}(c)$, or $Q^* \text{sub}(c)$, or $\text{sub}(c)^* Q'$, or $\text{sub}(c)^* Q$; if $vect = 'P'$, $\text{sub}(c)$ is overwritten by $P^* \text{sub}(c)$, or $P^* \text{sub}(c)$, or $\text{sub}(c)^* P$, or $\text{sub}(c)^* P'$.
$work(1)$	On exit $work(1)$ contains the minimum value of $lwork$ required for optimum performance.
$info$	(global) INTEGER. = 0: the execution is successful.

< 0 : if the i -th argument is an array and the j -entry had an illegal value, then $info = - (i * 100 + j)$, if the i -th argument is a scalar and had an illegal value, then $info = -i$.

p?unmbr

Multiplies a general matrix by one of the unitary transformation matrices from a reduction to bidiagonal form determined by p?gebrd.

Syntax

```
call pcunmbr(vect, side, trans, m, n, k, a, ia, ja, desca, tau, c, ic, jc,
descc, work, lwork, info)
```

```
call pzunmbr(vect, side, trans, m, n, k, a, ia, ja, desca, tau, c, ic, jc,
descc, work, lwork, info)
```

Description

For C interface, this routine is declared in `mk1_scalapack.h` file.

If $vect = 'Q'$, the routine overwrites the general complex distributed m -by- n matrix $sub(C)$ = $C(ic:ic+m-1, jc:jc+n-1)$ with

	$side = 'L'$	$side = 'R'$
$trans = 'N':$	$Q * sub(C)$	$sub(C) * Q$
$trans = 'C':$	$Q^H * sub(C)$	$sub(C) * Q^H$

If $vect = 'P'$, the routine overwrites $sub(C)$ with

	$side = 'L'$	$side = 'R'$
$trans = 'N':$	$P * sub(C)$	$sub(C) * P$
$trans = 'C':$	$P^H * sub(C)$	$sub(C) * P^H$

Here Q and P^H are the unitary distributed matrices determined by `p?gebrd` when reducing a complex distributed matrix $A(ia:*, ja:*)$ to bidiagonal form: $A(ia:*, ja:*) = Q * B * P^H$.

Q and P^H are defined as products of elementary reflectors $H(i)$ and $G(i)$ respectively.

Let $nq = m$ if $side = 'L'$ and $nq = n$ if $side = 'R'$. Thus nq is the order of the unitary matrix Q or P^H that is applied.

If $vect = 'Q'$, $A(ia:*, ja:*)$ is assumed to have been an nq -by- k matrix:

If $nq \geq k$, $Q = H(1) \ H(2) \dots H(k)$;

If $nq < k$, $Q = H(1) \ H(2) \dots H(nq-1)$.

If $vect = 'P'$, $A(ia:*, ja:*)$ is assumed to have been a k -by- nq matrix:

If $k < nq$, $P = G(1) \ G(2) \dots G(k)$;

If $k \geq nq$, $P = G(1) \ G(2) \dots G(nq-1)$.

Input Parameters

<i>vect</i>	(global) CHARACTER. If $vect = 'Q'$, then Q or Q^H is applied. If $vect = 'P'$, then P or P^H is applied.
<i>side</i>	(global) CHARACTER. If $side = 'L'$, then Q or Q^H , P or P^H is applied from the left. If $side = 'R'$, then Q or Q^H , P or P^H is applied from the right.
<i>trans</i>	(global) CHARACTER. If $trans = 'N'$, no transpose, Q or P is applied. If $trans = 'C'$, conjugate transpose, Q^H or P^H is applied.
<i>m</i>	(global) INTEGER. The number of rows in the distributed matrix sub (c) $m \geq 0$.
<i>n</i>	(global) INTEGER. The number of columns in the distributed matrix sub (c) $n \geq 0$.
<i>k</i>	(global) INTEGER. If $vect = 'Q'$, the number of columns in the original distributed matrix reduced by p?gebrd; If $vect = 'P'$, the number of rows in the original distributed matrix reduced by p?gebrd. Constraints: $k \geq 0$.
<i>a</i>	(local) COMPLEX for psormbr DOUBLE COMPLEX for pdormbr.

	<p>Pointer into the local memory to an array of dimension $(lld_a, LOCc(ja+\min(nq, k)-1))$ if $vect='Q'$, and $(lld_a, LOCc(ja+nq-1))$ if $vect = 'P'$. $nq = m$ if $side = 'L'$, and $nq = n$ otherwise. The vectors which define the elementary reflectors $H(i)$ and $G(i)$, whose products determine the matrices Q and P, as returned by <code>p?gebrd</code>. If $vect = 'Q'$, $lld_a \geq \max(1, LOCr(ia+nq-1))$; If $vect = 'P'$, $lld_a \geq \max(1, LOCr(ia+\min(nq, k)-1))$.</p>
<i>ia, ja</i>	(global) INTEGER. The row and column indices in the global array <i>a</i> indicating the first row and the first column of the submatrix <i>A</i> , respectively.
<i>desca</i>	(global and local) INTEGER array, dimension (<i>dlen_</i>). The array descriptor for the distributed matrix <i>A</i> .
<i>tau</i>	<p>(local) COMPLEX for <code>pcunmbr</code> DOUBLE COMPLEX for <code>pzunmbr</code>. Array, DIMENSION $LOCc(ja+\min(nq, k)-1)$, if $vect = 'Q'$, and $LOCr(ia+\min(nq, k)-1)$, if $vect = 'P'$. $tau(i)$ must contain the scalar factor of the elementary reflector $H(i)$ or $G(i)$, which determines Q or P, as returned by <code>p?gebrd</code> in its array argument <i>tauq</i> or <i>taup</i>. <i>tau</i> is tied to the distributed matrix <i>A</i>.</p>
<i>c</i>	<p>(local) COMPLEX for <code>pcunmbr</code> DOUBLE COMPLEX for <code>pzunmbr</code> Pointer into the local memory to an array of dimension $(lld_a, LOCc(jc+n-1))$. Contains the local pieces of the distributed matrix sub (<i>c</i>).</p>
<i>ic, jc</i>	(global) INTEGER. The row and column indices in the global array <i>c</i> indicating the first row and the first column of the submatrix <i>C</i> , respectively.
<i>descc</i>	(global and local) INTEGER array, dimension (<i>dlen_</i>). The array descriptor for the distributed matrix <i>C</i> .
<i>work</i>	<p>(local) COMPLEX for <code>pcunmbr</code></p>

lwork

```

DOUBLE COMPLEX for pzunmbr.
Workspace array of dimension lwork.
(local or global) INTEGER, dimension of work, must be at
least:
If side = 'L'
  nq = m;
  if ((vect = 'Q' and nq ≥ k) or (vect is not equal
  to 'Q' and nq > k)), iaa= ia; jaa= ja; mi= m; ni=
  n; icc= ic; jcc= jc;
  else
    iaa= ia+1; jaa= ja; mi= m-1; ni= n; icc= ic+1; jcc=
    jc;
  end if
  else
    If side = 'R', nq = n;
    if ((vect = 'Q' and nq ≥ k) or (vect is not equal
    to 'Q' and nq ≥ k)),
      iaa= ia; jaa= ja; mi= m; ni= n; icc= ic; jcc= jc;
    else
      iaa= ia; jaa= ja+1; mi= m; ni= n-1; icc= ic; jcc=
      jc+1;
    end if
  end if
  If vect = 'Q',
  If side = 'L', lwork ≥ max((nb_a*(nb_a-1))/2,
  (nqc0+mpc0)*nb_a) + nb_a*nb_a
  else if side = 'R',
    lwork ≥ max((nb_a*(nb_a-1))/2, (nqc0 +
    max(npa0+numroc(numroc(ni+icoffc, nb_a, 0, 0,
    NPCOL), nb_a, 0, 0, lcmq), mpc0))*nb_a) +
    nb_a*nb_a
  end if
  else if vect is not equal to 'Q',
    if side = 'L',

```

```

lwork ≥ max((mb_a*(mb_a-1))/2, (mpc0 +
max(mqa0+numroc(numroc(mi+iroffc, mb_a, 0, 0,
NPROW), mb_a, 0, 0, lcmp), nqc0))*mb_a) +
mb_a*mb_a
else if side = 'R',
lwork ≥ max((mb_a*(mb_a-1))/2, (mpc0 +
nqc0)*mb_a) + mb_a*mb_a
end if
end if
where lcmp = lcm/NPROW, lcmq = lcm/NPCOL, with lcm
= ilcm(NPROW, NPCOL),
iroffa = mod(iaa-1, mb_a),
icoffa = mod(jaa-1, nb_a),
iarow = indxg2p(iaa, mb_a, MYROW, rsrc_a, NPROW),
iacol = indxg2p(jaa, nb_a, MYCOL, csrc_a, NPCOL),
mqa0 = numroc(mi+icoffa, nb_a, MYCOL, iacol, NPCOL),
npa0 = numroc(ni+iroffa, mb_a, MYROW, iarow, NPROW),
iroffc = mod(icc-1, mb_c),
icoffc = mod(jcc-1, nb_c),
icrow = indxg2p(icc, mb_c, MYROW, rsrc_c, NPROW),
iccol = indxg2p(jcc, nb_c, MYCOL, csrc_c, NPCOL),
mpc0 = numroc(mi+iroffc, mb_c, MYROW, icrow,
NPROW),
nqc0 = numroc(ni+icoffc, nb_c, MYCOL, iccol,
NPCOL),
indxg2p and numroc are ScaLAPACK tool functions; MYROW,
MYCOL, NPROW and NPCOL can be determined by calling the
subroutine blacs_gridinfo.

```

If *lwork* = -1, then *lwork* is global input and a workspace query is assumed; the routine only calculates the minimum and optimal size for all work arrays. Each of these values is returned in the first entry of the corresponding work array, and no error message is issued by *pxerbla*.

Output Parameters

<i>c</i>	On exit, if <i>vect</i> ='Q', <i>sub(c)</i> is overwritten by $Q*sub(C)$, or $Q'*sub(C)$, or $sub(C)*Q'$, or $sub(C)*Q$; if <i>vect</i> ='P', <i>sub(c)</i> is overwritten by $P*sub(C)$, or $P'*sub(C)$, or $sub(C)*P$, or $sub(C)*P'$.
<i>work(1)</i>	On exit <i>work(1)</i> contains the minimum value of <i>lwork</i> required for optimum performance.
<i>info</i>	(global) INTEGER. = 0: the execution is successful. < 0: if the <i>i</i> -th argument is an array and the <i>j</i> -entry had an illegal value, then <i>info</i> = - (<i>i</i> * 100+ <i>j</i>), if the <i>i</i> -th argument is a scalar and had an illegal value, then <i>info</i> = - <i>i</i> .

Generalized Symmetric-Definite Eigen Problems

This section describes ScaLAPACK routines that allow you to reduce the *generalized symmetric-definite eigenvalue problems* (see [Generalized Symmetric-Definite Eigenvalue Problems](#) in LAPACK chapters) to standard symmetric eigenvalue problem $C_Y = \lambda_Y$, which you can solve by calling ScaLAPACK routines described earlier in this chapter (see [Symmetric Eigenproblems](#)).

[Table 6-7](#) lists these routines.

Table 6-7 Computational Routines for Reducing Generalized Eigenproblems to Standard Problems

Operation	Real symmetric matrices	Complex Hermitian matrices
Reduce to standard problems	p?sygst	p?hegst

p?sygst

Reduces a real symmetric-definite generalized eigenvalue problem to the standard form.

Syntax

call pssygst(*ibtype*, *uplo*, *n*, *a*, *ia*, *ja*, *desca*, *b*, *ib*, *jb*, *descb*, *scale*, *info*)

```
call pdsygst( ibtype, uplo, n, a, ia, ja, desca, b, ib, jb, descb, scale,
info )
```

Description

For C interface, this routine is declared in `mkl_scalapack.h` file.

The routine reduces real symmetric-definite generalized eigenproblems to the standard form.

In the following `sub(A)` denotes $A(ia:ia+n-1, ja:ja+n-1)$ and `sub(B)` denotes $B(ib:ib+n-1, jb:jb+n-1)$.

If `ibtype = 1`, the problem is

$$\text{sub}(A) * x = \lambda * \text{sub}(B) * x,$$

and `sub(A)` is overwritten by $\text{inv}(U^T) * \text{sub}(A) * \text{inv}(U)$, or $\text{inv}(L) * \text{sub}(A) * \text{inv}(L^T)$.

If `ibtype = 2` or `3`, the problem is

$$\text{sub}(A) * \text{sub}(B) * x = \lambda * x, \text{ or } \text{sub}(B) * \text{sub}(A) * x = \lambda * x,$$

and `sub(A)` is overwritten by $U * \text{sub}(A) * U^T$, or $L^T * \text{sub}(A) * L$.

`sub(B)` must have been previously factorized as $U^T * U$ or $L * L^T$ by `p?potrf`.

Input Parameters

<i>ibtype</i>	(global) INTEGER. Must be 1 or 2 or 3. If <i>itype</i> = 1, compute $\text{inv}(U^T) * \text{sub}(A) * \text{inv}(U)$, or $\text{inv}(L) * \text{sub}(A) * \text{inv}(L^T)$; If <i>itype</i> = 2 or 3, compute $U * \text{sub}(A) * U^T$, or $L^T * \text{sub}(A) * L$.
<i>uplo</i>	(global) CHARACTER. Must be 'U' or 'L'. If <i>uplo</i> = 'U', the upper triangle of <code>sub(A)</code> is stored and <code>sub(B)</code> is factored as $U^T * U$. If <i>uplo</i> = 'L', the lower triangle of <code>sub(A)</code> is stored and <code>sub(B)</code> is factored as $L * L^T$.
<i>n</i>	(global) INTEGER. The order of the matrices <code>sub(A)</code> and <code>sub(B)</code> ($n \geq 0$).
<i>a</i>	(local) REAL for <code>pssygst</code> DOUBLE PRECISION for <code>pdsygst</code> .

	<p>Pointer into the local memory to an array of dimension $(lld_a, LOCC(ja+n-1))$. On entry, the array contains the local pieces of the n-by-n symmetric distributed matrix $\text{sub}(A)$.</p> <p>If $uplo = 'U'$, the leading n-by-n upper triangular part of $\text{sub}(A)$ contains the upper triangular part of the matrix, and its strictly lower triangular part is not referenced.</p> <p>If $uplo = 'L'$, the leading n-by-n lower triangular part of $\text{sub}(A)$ contains the lower triangular part of the matrix, and its strictly upper triangular part is not referenced.</p>
<i>ia, ja</i>	(global) INTEGER. The row and column indices in the global array <i>a</i> indicating the first row and the first column of the submatrix <i>A</i> , respectively.
<i>desca</i>	(global and local) INTEGER array, dimension $(dlen_)$. The array descriptor for the distributed matrix <i>A</i> .
<i>b</i>	<p>(local)</p> <p>REAL for pssygst</p> <p>DOUBLE PRECISION for pdsygst.</p> <p>Pointer into the local memory to an array of dimension $(lld_b, LOCC(jb+n-1))$. On entry, the array contains the local pieces of the triangular factor from the Cholesky factorization of $\text{sub}(B)$ as returned by $p?potrf$.</p>
<i>ib, jb</i>	(global) INTEGER. The row and column indices in the global array <i>b</i> indicating the first row and the first column of the submatrix <i>B</i> , respectively.
<i>descb</i>	(global and local) INTEGER array, dimension $(dlen_)$. The array descriptor for the distributed matrix <i>B</i> .

Output Parameters

<i>a</i>	On exit, if $info = 0$, the transformed matrix, stored in the same format as $\text{sub}(A)$.
<i>scale</i>	<p>(global)</p> <p>REAL for pssygst</p> <p>DOUBLE PRECISION for pdsygst.</p>

Amount by which the eigenvalues should be scaled to compensate for the scaling performed in this routine. At present, *scale* is always returned as 1.0, it is returned here to allow for future enhancement.

info

(global) INTEGER.

If *info* = 0, the execution is successful. If *info* < 0, if the *i*-th argument is an array and the *j*-entry had an illegal value, then *info* = -(*i**100+*j*), if the *i*-th argument is a scalar and had an illegal value, then *info* = -*i*.

p?hegst

Reduces a Hermitian-definite generalized eigenvalue problem to the standard form.

Syntax

```
call pchegst( ibtype, uplo, n, a, ia, ja, desca, b, ib, jb, descb, scale,
info)

call pzhegst( ibtype, uplo, n, a, ia, ja, desca, b, ib, jb, descb, scale,
info)
```

Description

For C interface, this routine is declared in `mkl_scalapack.h` file.

The routine reduces complex Hermitian-definite generalized eigenproblems to the standard form.

In the following `sub(A)` denotes `A(ia:ia+n-1, ja:ja+n-1)` and `sub(B)` denotes `B(ib:ib+n-1, jb:jb+n-1)`.

If *ibtype* = 1, the problem is

$$\text{sub}(A) * x = \lambda * \text{sub}(B) * x,$$

and `sub(A)` is overwritten by $\text{inv}(U^H) * \text{sub}(A) * \text{inv}(U)$, or $\text{inv}(L) * \text{sub}(A) * \text{inv}(L^H)$.

If *ibtype* = 2 or 3, the problem is

$$\text{sub}(A) * \text{sub}(B) * x = \lambda * x, \text{ or } \text{sub}(B) * \text{sub}(A) * x = \lambda * x,$$

and `sub(A)` is overwritten by $U * \text{sub}(A) * U^H$, or $L^H * \text{sub}(A) * L$.

$\text{sub}(B)$ must have been previously factorized as $U^H * U$ or $L * L^H$ by p?potrf.

Input Parameters

<i>ibtype</i>	<p>(global) INTEGER. Must be 1 or 2 or 3.</p> <p>If <i>ibtype</i> = 1, compute $\text{inv}(U^H) * \text{sub}(A) * \text{inv}(U)$, or $\text{inv}(L) * \text{sub}(A) * \text{inv}(L^H)$;</p> <p>If <i>ibtype</i> = 2 or 3, compute $U * \text{sub}(A) * U^H$, or $L^H * \text{sub}(A) * L$.</p>
<i>uplo</i>	<p>(global) CHARACTER. Must be 'U' or 'L'.</p> <p>If <i>uplo</i> = 'U', the upper triangle of $\text{sub}(A)$ is stored and $\text{sub}(B)$ is factored as $U^H * U$.</p> <p>If <i>uplo</i> = 'L', the lower triangle of $\text{sub}(A)$ is stored and $\text{sub}(B)$ is factored as $L * L^H$.</p>
<i>n</i>	<p>(global) INTEGER. The order of the matrices $\text{sub}(A)$ and $\text{sub}(B)$ ($n \geq 0$).</p>
<i>a</i>	<p>(local)</p> <p>COMPLEX for pchegst</p> <p>DOUBLE COMPLEX for pzhegst.</p> <p>Pointer into the local memory to an array of dimension $(lld_a, LOCC(ja+n-1))$. On entry, the array contains the local pieces of the n-by-n Hermitian distributed matrix $\text{sub}(A)$. If <i>uplo</i> = 'U', the leading n-by-n upper triangular part of $\text{sub}(A)$ contains the upper triangular part of the matrix, and its strictly lower triangular part is not referenced. If <i>uplo</i> = 'L', the leading n-by-n lower triangular part of $\text{sub}(A)$ contains the lower triangular part of the matrix, and its strictly upper triangular part is not referenced.</p>
<i>ia, ja</i>	<p>(global) INTEGER. The row and column indices in the global array <i>a</i> indicating the first row and the first column of the submatrix <i>A</i>, respectively.</p>
<i>desca</i>	<p>(global and local) INTEGER array, dimension $(dlen_)$. The array descriptor for the distributed matrix <i>A</i>.</p>
<i>b</i>	<p>(local)</p> <p>COMPLEX for pchegst</p> <p>DOUBLE COMPLEX for pzhegst.</p>

Pointer into the local memory to an array of dimension $(lld_b, LOCC(jb+n-1))$. On entry, the array contains the local pieces of the triangular factor from the Cholesky factorization of sub (B) as returned by `p?potrf`.

ib, jb (global) INTEGER. The row and column indices in the global array b indicating the first row and the first column of the submatrix B , respectively.

descb (global and local) INTEGER array, dimension ($dlen_$). The array descriptor for the distributed matrix B .

Output Parameters

a On exit, if $info = 0$, the transformed matrix, stored in the same format as sub(A).

scale (global)
REAL for `pchegst`
DOUBLE PRECISION for `pzhgst`.
Amount by which the eigenvalues should be scaled to compensate for the scaling performed in this routine. At present, $scale$ is always returned as 1.0, it is returned here to allow for future enhancement.

info (global) INTEGER.
If $info = 0$, the execution is successful. If $info < 0$, if the i -th argument is an array and the j -entry had an illegal value, then $info = -(i100+j)$, if the i -th argument is a scalar and had an illegal value, then $info = -i$.

Driver Routines

Table 6-8 lists ScaLAPACK driver routines available for solving systems of linear equations, linear least-squares problems, standard eigenvalue and singular value problems, and generalized symmetric definite eigenproblems.

Table 6-8 ScaLAPACK Driver Routines

Type of Problem	Matrix type, storage scheme	Driver
Linear equations	general (partial pivoting)	<code>p?gesv</code> (simple driver) <code>p?gesvx</code> (expert driver)
	general band (partial pivoting)	<code>p?gbsv</code> (simple driver)

Type of Problem	Matrix type, storage scheme	Driver
	general band (no pivoting)	p?dbsv (simple driver)
	general tridiagonal (no pivoting)	p?dtsv (simple driver)
	symmetric/Hermitian positive-definite	p?posv (simple driver) p?posvx (expert driver)
	symmetric/Hermitian positive-definite, band	p?pbsv (simple driver)
	symmetric/Hermitian positive-definite, tridiagonal	p?ptsv (simple driver)
Linear least squares problem	general m -by- n	p?gels
Symmetric eigenvalue problem	symmetric/Hermitian	p?syev (simple driver) p?syevx / p?heevx (expert driver)
Singular value decomposition	general m -by- n	p?gesvd
Generalized symmetric definite eigenvalue problem	symmetric/Hermitian, one matrix also positive-definite	p?sygvx / p?hegvx (expert driver)

p?gesv

Computes the solution to the system of linear equations with a square distributed matrix and multiple right-hand sides.

Syntax

```
call psgesv(n, nrhs, a, ia, ja, desca, ipiv, b, ib, jb, descb, info)
call pdgesv(n, nrhs, a, ia, ja, desca, ipiv, b, ib, jb, descb, info)
call pcgesv(n, nrhs, a, ia, ja, desca, ipiv, b, ib, jb, descb, info)
call pzgesv(n, nrhs, a, ia, ja, desca, ipiv, b, ib, jb, descb, info)
```

Description

For C interface, this routine is declared in `mk1_scalapack.h` file.

The routine `p?gesv` computes the solution to a real or complex system of linear equations $\text{sub}(A) * X = \text{sub}(B)$, where $\text{sub}(A) = A(\text{ia}:\text{ia}+n-1, \text{ja}:\text{ja}+n-1)$ is an n -by- n distributed matrix and X and $\text{sub}(B) = B(\text{ib}:\text{ib}+n-1, \text{jb}:\text{jb}+\text{nrhs}-1)$ are n -by- nrhs distributed matrices.

The LU decomposition with partial pivoting and row interchanges is used to factor $\text{sub}(A)$ as $\text{sub}(A) = P * L * U$, where P is a permutation matrix, L is unit lower triangular, and U is upper triangular. L and U are stored in $\text{sub}(A)$. The factored form of $\text{sub}(A)$ is then used to solve the system of equations $\text{sub}(A) * X = \text{sub}(B)$.

Input Parameters

<i>n</i>	(global) INTEGER. The number of rows and columns to be operated on, that is, the order of the distributed submatrix $\text{sub}(A)$ ($n \geq 0$).
<i>nrhs</i>	(global) INTEGER. The number of right hand sides, that is, the number of columns of the distributed submatrices B and X ($nrhs \geq 0$).
<i>a, b</i>	(local) REAL for psgesv DOUBLE PRECISION for pdgesv COMPLEX for pcgesv DOUBLE COMPLEX for pzgesv. Pointers into the local memory to arrays of local dimension $a(lld_a, LOCC(ja+n-1))$ and $b(lld_b, LOCC(jb+nrhs-1))$, respectively. On entry, the array a contains the local pieces of the n -by- n distributed matrix $\text{sub}(A)$ to be factored. On entry, the array b contains the right hand side distributed matrix $\text{sub}(B)$.
<i>ia, ja</i>	(global) INTEGER. The row and column indices in the global array A indicating the first row and the first column of $\text{sub}(A)$, respectively.
<i>desca</i>	(global and local) INTEGER array, dimension ($dlen_$). The array descriptor for the distributed matrix A .
<i>ib, jb</i>	(global) INTEGER. The row and column indices in the global array B indicating the first row and the first column of $\text{sub}(B)$, respectively.
<i>descb</i>	(global and local) INTEGER array, dimension ($dlen_$). The array descriptor for the distributed matrix B .

Output Parameters

<i>a</i>	Overwritten by the factors <i>L</i> and <i>U</i> from the factorization $\text{sub}(A) = P^*L^*U$; the unit diagonal elements of <i>L</i> are not stored .
<i>b</i>	Overwritten by the solution distributed matrix <i>x</i> .
<i>ipiv</i>	(local) INTEGER array. The dimension of <i>ipiv</i> is $(LOCr(m_a)+mb_a)$. This array contains the pivoting information. The (local) row <i>i</i> of the matrix was interchanged with the (global) row <i>ipiv</i> (<i>i</i>). This array is tied to the distributed matrix <i>A</i> .
<i>info</i>	(global) INTEGER. If <i>info</i> =0, the execution is successful. <i>info</i> < 0: If the <i>i</i> -th argument is an array and the <i>j</i> -th entry had an illegal value, then <i>info</i> = $-(i*100+j)$; if the <i>i</i> -th argument is a scalar and had an illegal value, then <i>info</i> = $-i$. <i>info</i> > 0: If <i>info</i> = <i>k</i> , $U(ia+k-1,ja+k-1)$ is exactly zero. The factorization has been completed, but the factor <i>U</i> is exactly singular, so the solution could not be computed.

p?gesvx

Uses the LU factorization to compute the solution to the system of linear equations with a square matrix A and multiple right-hand sides, and provides error bounds on the solution.

Syntax

```
call psgesvx(fact, trans, n, nrhs, a, ia, ja, desca, af, iaf, jaf, descaf,
ipiv, equed, r, c, b, ib, jb, descb, x, ix, jx, descx, rcond, ferr, berr,
work, lwork, iwork, liwork, info)

call pdgesvx(fact, trans, n, nrhs, a, ia, ja, desca, af, iaf, jaf, descaf,
ipiv, equed, r, c, b, ib, jb, descb, x, ix, jx, descx, rcond, ferr, berr,
work, lwork, iwork, liwork, info)
```

```
call pcgesvx(fact, trans, n, nrhs, a, ia, ja, desca, af, iaf, jaf, descaf,
ipiv, equed, r, c, b, ib, jb, descb, x, ix, jx, descx, rcond, ferr, berr,
work, lwork, rwork, lrwork, info)
```

```
call pzgesvx(fact, trans, n, nrhs, a, ia, ja, desca, af, iaf, jaf, descaf,
ipiv, equed, r, c, b, ib, jb, descb, x, ix, jx, descx, rcond, ferr, berr,
work, lwork, rwork, lrwork, info)
```

Description

For C interface, this routine is declared in `mkl_scalapack.h` file.

The routine uses the *LU* factorization to compute the solution to a real or complex system of linear equations $AX = B$, where A denotes the n -by- n submatrix $A(ia:ia+n-1, ja:ja+n-1)$, B denotes the n -by- $nrhs$ submatrix $B(ib:ib+n-1, jb:jb+nrhs-1)$ and X denotes the n -by- $nrhs$ submatrix $X(ix:ix+n-1, jx:jx+nrhs-1)$.

Error bounds on the solution and a condition estimate are also provided.

In the following description, *af* stands for the subarray $af(iaf:iaf+n-1, jaf:jaf+n-1)$.

The routine `p?gesvx` performs the following steps:

1. If *fact* = 'E', real scaling factors R and C are computed to equilibrate the system:

$trans = 'N': \text{diag}(R) * A * \text{diag}(C) * \text{diag}(C)^{-1} * X = \text{diag}(R) * B$

$trans = 'T': (\text{diag}(R) * A * \text{diag}(C))^T * \text{diag}(R)^{-1} * X = \text{diag}(C) * B$

$trans = 'C': (\text{diag}(R) * A * \text{diag}(C))^H * \text{diag}(R)^{-1} * X = \text{diag}(C) * B$

Whether or not the system will be equilibrated depends on the scaling of the matrix A , but if equilibration is used, A is overwritten by $\text{diag}(R) * A * \text{diag}(C)$ and B by $\text{diag}(R) * B$ (if $trans='N'$) or $\text{diag}(C) * B$ (if $trans = 'T'$ or $'C'$).

2. If *fact* = 'N' or 'E', the *LU* decomposition is used to factor the matrix A (after equilibration if *fact* = 'E') as $A = P L U$, where P is a permutation matrix, L is a unit lower triangular matrix, and U is upper triangular.
3. The factored form of A is used to estimate the condition number of the matrix A . If the reciprocal of the condition number is less than relative machine precision, steps 4 - 6 are skipped.
4. The system of equations is solved for X using the factored form of A .
5. Iterative refinement is applied to improve the computed solution matrix and calculate error bounds and backward error estimates for it.

6. If equilibration was used, the matrix X is premultiplied by $\text{diag}(C)$ (if $trans = 'N'$) or $\text{diag}(R)$ (if $trans = 'T'$ or $'C'$) so that it solves the original system before equilibration.

Input Parameters

<i>fact</i>	<p>(global) CHARACTER*1. Must be 'F', 'N', or 'E'. Specifies whether or not the factored form of the matrix A is supplied on entry, and if not, whether the matrix A should be equilibrated before it is factored. If $fact = 'F'$ then, on entry, af and $ipiv$ contain the factored form of A. If $equed$ is not 'N', the matrix A has been equilibrated with scaling factors given by r and c. Arrays a, af, and $ipiv$ are not modified. If $fact = 'N'$, the matrix A is copied to af and factored. If $fact = 'E'$, the matrix A is equilibrated if necessary, then copied to af and factored.</p>
<i>trans</i>	<p>(global) CHARACTER*1. Must be 'N', 'T', or 'C'. Specifies the form of the system of equations: If $trans = 'N'$, the system has the form $A * X = B$ (No transpose); If $trans = 'T'$, the system has the form $A^T * X = B$ (Transpose); If $trans = 'C'$, the system has the form $A^H * X = B$ (Conjugate transpose);</p>
<i>n</i>	<p>(global) INTEGER. The number of linear equations; the order of the submatrix A ($n \geq 0$).</p>
<i>nrhs</i>	<p>(global) INTEGER. The number of right hand sides; the number of columns of the distributed submatrices B and X ($nrhs \geq 0$).</p>
<i>a, af, b, work</i>	<p>(local) REAL for psgesvx DOUBLE PRECISION for pdgesvx COMPLEX for pcgesvx DOUBLE COMPLEX for pzgesvx. Pointers into the local memory to arrays of local dimension $a(lld_a, LOCC(ja+n-1))$, $af(lld_af, LOCC(ja+n-1))$, $b(lld_b, LOCC(jb+nrhs-1))$, $work(lwork)$, respectively.</p>

The array *a* contains the matrix *A*. If *fact* = 'F' and *equed* is not 'N', then *A* must have been equilibrated by the scaling factors in *r* and/or *c*.

The array *af* is an input argument if *fact* = 'F'. In this case it contains on entry the factored form of the matrix *A*, that is, the factors *L* and *U* from the factorization $A = P * L * U$ as computed by `p?getrf`. If *equed* is not 'N', then *af* is the factored form of the equilibrated matrix *A*.

The array *b* contains on entry the matrix *B* whose columns are the right-hand sides for the systems of equations.

work()* is a workspace array. The dimension of *work* is (*lwork*).

ia, ja (global) INTEGER. The row and column indices in the global array *A* indicating the first row and the first column of the submatrix $A(ia:ia+n-1, ja:ja+n-1)$, respectively.

desca (global and local) INTEGER array, dimension (*dlen_*). The array descriptor for the distributed matrix *A*.

iaf, jaf (global) INTEGER. The row and column indices in the global array *af* indicating the first row and the first column of the subarray $af(iaf:iaf+n-1, jaf:jaf+n-1)$, respectively.

descaf (global and local) INTEGER array, dimension (*dlen_*). The array descriptor for the distributed matrix *AF*.

ib, jb (global) INTEGER. The row and column indices in the global array *B* indicating the first row and the first column of the submatrix $B(ib:ib+n-1, jb:jb+nrhs-1)$, respectively.

descb (global and local) INTEGER array, dimension (*dlen_*). The array descriptor for the distributed matrix *B*.

ipiv (local) INTEGER array.

The dimension of *ipiv* is $(LOCr(m_a) + mb_a)$.

The array *ipiv* is an input argument if *fact* = 'F'.

On entry, it contains the pivot indices from the factorization $A = P * L * U$ as computed by `p?getrf`; (local) row *i* of the matrix was interchanged with the (global) row *ipiv*(*i*).

This array must be aligned with $A(ia:ia+n-1, *)$.

<i>equed</i>	<p>(global) CHARACTER*1. Must be 'N', 'R', 'C', or 'B'. <i>equed</i> is an input argument if <i>fact</i> = 'F'. It specifies the form of equilibration that was done: If <i>equed</i> = 'N', no equilibration was done (always true if <i>fact</i> = 'N'); If <i>equed</i> = 'R', row equilibration was done, that is, <i>A</i> has been premultiplied by <i>diag(r)</i>; If <i>equed</i> = 'C', column equilibration was done, that is, <i>A</i> has been postmultiplied by <i>diag(c)</i>; If <i>equed</i> = 'B', both row and column equilibration was done; <i>A</i> has been replaced by <i>diag(r)*A*diag(c)</i>.</p>
<i>r, c</i>	<p>(local) REAL for single precision flavors; DOUBLE PRECISION for double precision flavors. Arrays, dimension <i>LOCr</i>(<i>m_a</i>) and <i>LOCc</i>(<i>n_a</i>), respectively. The array <i>r</i> contains the row scale factors for <i>A</i>, and the array <i>c</i> contains the column scale factors for <i>A</i>. These arrays are input arguments if <i>fact</i> = 'F' only; otherwise they are output arguments. If <i>equed</i> = 'R' or 'B', <i>A</i> is multiplied on the left by <i>diag(r)</i>; if <i>equed</i> = 'N' or 'C', <i>r</i> is not accessed. If <i>fact</i> = 'F' and <i>equed</i> = 'R' or 'B', each element of <i>r</i> must be positive. If <i>equed</i> = 'C' or 'B', <i>A</i> is multiplied on the right by <i>diag(c)</i>; if <i>equed</i> = 'N' or 'R', <i>c</i> is not accessed. If <i>fact</i> = 'F' and <i>equed</i> = 'C' or 'B', each element of <i>c</i> must be positive. Array <i>r</i> is replicated in every process column, and is aligned with the distributed matrix <i>A</i>. Array <i>c</i> is replicated in every process row, and is aligned with the distributed matrix <i>A</i>.</p>
<i>ix, jx</i>	<p>(global) INTEGER. The row and column indices in the global array <i>x</i> indicating the first row and the first column of the submatrix <i>X</i>(<i>ix:ix+n-1, jx:jx+nrhs-1</i>), respectively.</p>
<i>descx</i>	<p>(global and local) INTEGER array, dimension (<i>dlen_</i>). The array descriptor for the distributed matrix <i>x</i>.</p>
<i>lwork</i>	<p>(local or global) INTEGER. The dimension of the array <i>work</i>; must be at least $\max(\text{p?gecon}(\text{lwork}), \text{p?gerfs}(\text{lwork})) + \text{LOCr}(\text{n_a})$.</p>

<i>iwork</i>	(local, psgesvx/pdgesvx only) INTEGER. Workspace array. The dimension of <i>iwork</i> is (<i>liwork</i>).
<i>liwork</i>	(local, psgesvx/pdgesvx only) INTEGER. The dimension of the array <i>iwork</i> , must be at least $LOCr(n_a)$.
<i>rwork</i>	(local) REAL for pcgesvx DOUBLE PRECISION for pzgesvx. Workspace array, used in complex flavors only. The dimension of <i>rwork</i> is (<i>lrwork</i>).
<i>lrwork</i>	(local or global, pcgesvx/pzgesvx only) INTEGER. The dimension of the array <i>rwork</i> ; must be at least $2*LOCc(n_a)$.

Output Parameters

<i>x</i>	(local) REAL for psgesvx DOUBLE PRECISION for pdgesvx COMPLEX for pcgesvx DOUBLE COMPLEX for pzgesvx. Pointer into the local memory to an array of local dimension $x(lld_x, LOCc(jx+nrhs-1))$. If <i>info</i> = 0, the array <i>x</i> contains the solution matrix <i>X</i> to the <i>original</i> system of equations. Note that <i>A</i> and <i>B</i> are modified on exit if <i>equed</i> ≠ 'N', and the solution to the <i>equilibrated</i> system is: $diag(C)^{-1} * X$, if <i>trans</i> = 'N' and <i>equed</i> = 'C' or 'B'; and $diag(R)^{-1} * X$, if <i>trans</i> = 'T' or 'C' and <i>equed</i> = 'R' or 'B'.
<i>a</i>	Array <i>a</i> is not modified on exit if <i>fact</i> = 'F' or 'N', or if <i>fact</i> = 'E' and <i>equed</i> = 'N'. If <i>equed</i> ≠ 'N', <i>A</i> is scaled on exit as follows: <i>equed</i> = 'R': $A = diag(R) * A$ <i>equed</i> = 'C': $A = A * diag(c)$ <i>equed</i> = 'B': $A = diag(R) * A * diag(c)$

<i>af</i>	If <i>fact</i> = 'N' or 'E', then <i>af</i> is an output argument and on exit returns the factors <i>L</i> and <i>U</i> from the factorization $A = P * L * U$ of the original matrix <i>A</i> (if <i>fact</i> = 'N') or of the equilibrated matrix <i>A</i> (if <i>fact</i> = 'E'). See the description of <i>a</i> for the form of the equilibrated matrix.
<i>b</i>	Overwritten by <code>diag(R)*B</code> if <i>trans</i> = 'N' and <i>equed</i> = 'R' or 'B'; overwritten by <code>diag(c)*B</code> if <i>trans</i> = 'T' and <i>equed</i> = 'C' or 'B'; not changed if <i>equed</i> = 'N'.
<i>r, c</i>	These arrays are output arguments if <i>fact</i> ≠ 'F'. See the description of <i>r, c</i> in <i>Input Arguments</i> section.
<i>rcond</i>	(global) REAL for single precision flavors. DOUBLE PRECISION for double precision flavors. An estimate of the reciprocal condition number of the matrix <i>A</i> after equilibration (if done). The routine sets <i>rcond</i> = 0 if the estimate underflows; in this case the matrix is singular (to working precision). However, anytime <i>rcond</i> is small compared to 1.0, for the working precision, the matrix may be poorly conditioned or even singular.
<i>ferr, berr</i>	(local) REAL for single precision flavors DOUBLE PRECISION for double precision flavors. Arrays, DIMENSION <i>LOCc</i> (<i>n_b</i>) each. Contain the component-wise forward and relative backward errors, respectively, for each solution vector. Arrays <i>ferr</i> and <i>berr</i> are both replicated in every process row, and are aligned with the matrices <i>B</i> and <i>X</i> .
<i>ipiv</i>	If <i>fact</i> = 'N' or 'E', then <i>ipiv</i> is an output argument and on exit contains the pivot indices from the factorization $A = P * L * U$ of the original matrix <i>A</i> (if <i>fact</i> = 'N') or of the equilibrated matrix <i>A</i> (if <i>fact</i> = 'E').
<i>equed</i>	If <i>fact</i> ≠ 'F', then <i>equed</i> is an output argument. It specifies the form of equilibration that was done (see the description of <i>equed</i> in <i>Input Arguments</i> section).
<i>work</i> (1)	If <i>info</i> =0, on exit <i>work</i> (1) returns the minimum value of <i>lwork</i> required for optimum performance.

<code>iwork(1)</code>	If <code>info=0</code> , on exit <code>iwork(1)</code> returns the minimum value of <code>liwork</code> required for optimum performance.
<code>rwork(1)</code>	If <code>info=0</code> , on exit <code>rwork(1)</code> returns the minimum value of <code>lrwork</code> required for optimum performance.
<code>info</code>	INTEGER. If <code>info=0</code> , the execution is successful. <code>info < 0</code> : if the <code>i</code> th argument is an array and the <code>j</code> th entry had an illegal value, then <code>info = -(i*100+j)</code> ; if the <code>i</code> th argument is a scalar and had an illegal value, then <code>info = -i</code> . If <code>info = i</code> , and $i \leq n$, then $U(i,i)$ is exactly zero. The factorization has been completed, but the factor U is exactly singular, so the solution and error bounds could not be computed. If <code>info = i</code> , and $i = n + 1$, then U is nonsingular, but <code>rcond</code> is less than machine precision. The factorization has been completed, but the matrix is singular to working precision and the solution and error bounds have not been computed.

p?gbsv

Computes the solution to the system of linear equations with a general banded distributed matrix and multiple right-hand sides.

Syntax

```
call psgbsv(n, bwl, bwu, nrhs, a, ja, desca, ipiv, b, ib, descb, work, lwork, info)
call pdgbsv(n, bwl, bwu, nrhs, a, ja, desca, ipiv, b, ib, descb, work, lwork, info)
call pcgbsv(n, bwl, bwu, nrhs, a, ja, desca, ipiv, b, ib, descb, work, lwork, info)
call pzgbsv(n, bwl, bwu, nrhs, a, ja, desca, ipiv, b, ib, descb, work, lwork, info)
```

Description

For C interface, this routine is declared in `mkl_scalapack.h` file.

The routine `p?gbsv` computes the solution to a real or complex system of linear equations

$\text{sub}(A) * X = \text{sub}(B),$

where $\text{sub}(A) = A(1:n, ja:ja+n-1)$ is an n -by- n real/complex general banded distributed matrix with bwl subdiagonals and bwu superdiagonals, and X and $\text{sub}(B) = B(ib:ib+n-1, 1:nrhs)$ are n -by- $nrhs$ distributed matrices.

The LU decomposition with partial pivoting and row interchanges is used to factor $\text{sub}(A)$ as $\text{sub}(A) = P * L * U * Q$, where P and Q are permutation matrices, and L and U are banded lower and upper triangular matrices, respectively. The matrix Q represents reordering of columns for the sake of parallelism, while P represents reordering of rows for numerical stability using classic partial pivoting.

Input Parameters

n (global) INTEGER. The number of rows and columns to be operated on, that is, the order of the distributed submatrix $\text{sub}(A)$ ($n \geq 0$).

bwl (global) INTEGER. The number of subdiagonals within the band of A ($0 \leq bwl \leq n-1$).

bwu (global) INTEGER. The number of superdiagonals within the band of A ($0 \leq bwu \leq n-1$).

$nrhs$ (global) INTEGER. The number of right hand sides; the number of columns of the distributed submatrix $\text{sub}(B)$ ($nrhs \geq 0$).

a, b (local)
 REAL for psgbsv
 DOUBLE PRECISION for pdgbsv
 COMPLEX for pcgbsv
 DOUBLE COMPLEX for pzgbsv.
 Pointers into the local memory to arrays of local dimension $a(ll_d_a, LOCc(ja+n-1))$ and $b(ll_d_b, LOCc(nrhs))$, respectively.
 On entry, the array a contains the local pieces of the global array A .
 On entry, the array b contains the right hand side distributed matrix $\text{sub}(B)$.

<i>ja</i>	(global) INTEGER. The index in the global array <i>A</i> that points to the start of the matrix to be operated on (which may be either all of <i>A</i> or a submatrix of <i>A</i>).
<i>desca</i>	(global and local) INTEGER array, dimension (<i>dlen_</i>). The array descriptor for the distributed matrix <i>A</i> . If <i>desca</i> (<i>dtype_</i>) = 501, then <i>dlen_</i> ≥ 7; else if <i>desca</i> (<i>dtype_</i>) = 1, then <i>dlen_</i> ≥ 9.
<i>ib</i>	(global) INTEGER. The row index in the global array <i>B</i> that points to the first row of the matrix to be operated on (which may be either all of <i>B</i> or a submatrix of <i>B</i>).
<i>descb</i>	(global and local) INTEGER array, dimension (<i>dlen_</i>). The array descriptor for the distributed matrix <i>B</i> . If <i>descb</i> (<i>dtype_</i>) = 502, then <i>dlen_</i> ≥ 7; else if <i>descb</i> (<i>dtype_</i>) = 1, then <i>dlen_</i> ≥ 9.
<i>work</i>	(local) REAL for psgbsv DOUBLE PRECISION for pdgbsv COMPLEX for pcgbsv DOUBLE COMPLEX for pzgbsv. Workspace array of dimension (<i>lwork</i>).
<i>lwork</i>	(local or global) INTEGER. The size of the array <i>work</i> , must be at least $lwork \geq (NB+bwu) * (bwl+bwu) + 6 * (bwl+bwu) * (bwl+2*bwu) + \max(nrhs * (NB+2*bwl+4*bwu), 1)$.

Output Parameters

<i>a</i>	On exit, contains details of the factorization. Note that the resulting factorization is not the same factorization as returned from LAPACK. Additional permutations are performed on the matrix for the sake of parallelism.
<i>b</i>	On exit, this array contains the local pieces of the solution distributed matrix <i>X</i> .
<i>ipiv</i>	(local) INTEGER array.

The dimension of *ipiv* must be at least *desca*(NB). This array contains pivot indices for local factorizations. You should not alter the contents between factorization and solve.

work(1) On exit, *work*(1) contains the minimum value of *lwork* required for optimum performance.

info INTEGER. If *info*=0, the execution is successful. *info* < 0:
 If the *i*th argument is an array and the *j*-th entry had an illegal value, then *info* = $-(i*100+j)$; if the *i*th argument is a scalar and had an illegal value, then *info* = $-i$.
info > 0:
 If *info* = $k \leq \text{NPROCS}$, the submatrix stored on processor *info* and factored locally was not nonsingular, and the factorization was not completed. If *info* = $k > \text{NPROCS}$, the submatrix stored on processor *info*-NPROCS representing interactions with other processors was not nonsingular, and the factorization was not completed.

p?dbsv

Solves a general band system of linear equations.

Syntax

```
call psdbsv(n, bwl, bwu, nrhs, a, ja, desca, b, ib, descb, work, lwork, info)
call pddbsv(n, bwl, bwu, nrhs, a, ja, desca, b, ib, descb, work, lwork, info)
call pcdbsv(n, bwl, bwu, nrhs, a, ja, desca, b, ib, descb, work, lwork, info)
call pzdbsv(n, bwl, bwu, nrhs, a, ja, desca, b, ib, descb, work, lwork, info)
```

Description

For C interface, this routine is declared in `mkl_scalapack.h` file.

The routine solves the system of linear equations

$$A(1:n, ja:ja+n-1) * X = B(ib:ib+n-1, 1:nrhs),$$

where $A(1:n, ja:ja+n-1)$ is an n -by- n real/complex banded diagonally dominant-like distributed matrix with bandwidth bwl, bwu .

Gaussian elimination without pivoting is used to factor a reordering of the matrix into LU .

Input Parameters

n	(global) INTEGER. The order of the distributed submatrix A , ($n \geq 0$).
bwl	(global) INTEGER. Number of subdiagonals. $0 \leq bwl \leq n-1$.
bwu	(global) INTEGER. Number of subdiagonals. $0 \leq bwu \leq n-1$.
$nrhs$	(global) INTEGER. The number of right-hand sides; the number of columns of the distributed submatrix B , ($nrhs \geq 0$).
a	(local). REAL for psdbsv DOUBLE PRECISION for pddbsv COMPLEX for pcdbsv DOUBLE COMPLEX for pzdbsv. Pointer into the local memory to an array with first dimension $lld_a \geq (bwl+bwu+1)$ (stored in $desca$). On entry, this array contains the local pieces of the distributed matrix.
ja	(global) INTEGER. The index in the global array a that points to the start of the matrix to be operated on (which may be either all of A or a submatrix of A).
$desca$	(global and local) INTEGER array of dimension $dlen$. If 1d type ($dtype_a=501$ or 502), $dlen \geq 7$; If 2d type ($dtype_a=1$), $dlen \geq 9$. The array descriptor for the distributed matrix A . Contains information of mapping of A to memory.
b	(local) REAL for psdbsv DOUBLE PRECISION for pddbsv COMPLEX for pcdbsv

	DOUBLE COMPLEX for pzdbsv. Pointer into the local memory to an array of local lead dimension $lld_b \geq nb$. On entry, this array contains the local pieces of the right hand sides $B(ib:ib+n-1, 1:nrhs)$.
<i>ib</i>	(global) INTEGER. The row index in the global array <i>b</i> that points to the first row of the matrix to be operated on (which may be either all of <i>b</i> or a submatrix of <i>B</i>).
<i>descb</i>	(global and local) INTEGER array of dimension <i>dlen</i> . If 1d type (<i>dtype_b</i> =502), <i>dlen</i> ≥ 7 ; If 2d type (<i>dtype_b</i> =1), <i>dlen</i> ≥ 9 . The array descriptor for the distributed matrix <i>B</i> . Contains information of mapping of <i>B</i> to memory.
<i>work</i>	(local). REAL for psdbsv DOUBLE PRECISION for pddbsv COMPLEX for pcdbsv DOUBLE COMPLEX for pzdbsv. Temporary workspace. This space may be overwritten in between calls to routines. <i>work</i> must be the size given in <i>lwork</i> .
<i>lwork</i>	(local or global) INTEGER. Size of user-input workspace <i>work</i> . If <i>lwork</i> is too small, the minimal acceptable size will be returned in <i>work</i> (1) and an error code is returned. $lwork \geq$ $nb(bwl+bwu)+6\max(bwl, bwu)*\max(bwl, bwu)+\max((\max(bwl, bwu)nrhs), \max(bwl, bwu)*\max(bwl, bwu))$

Output Parameters

<i>a</i>	On exit, this array contains information containing details of the factorization. Note that permutations are performed on the matrix, so that the factors returned are different from those returned by LAPACK.
<i>b</i>	On exit, this contains the local piece of the solutions distributed matrix <i>x</i> .

work
info

On exit, *work*(1) contains the minimal *lwork*.
(local) INTEGER. If *info*=0, the execution is successful.
< 0: If the *i*-th argument is an array and the *j*-entry had an illegal value, then *info* = -(*i**100+*j*), if the *i*-th argument is a scalar and had an illegal value, then *info* = -*i*.
> 0: If *info* = *k* < NPROCS, the submatrix stored on processor *info* and factored locally was not positive definite, and the factorization was not completed.
If *info* = *k* > NPROCS, the submatrix stored on processor *info*-NPROCS representing interactions with other processors was not positive definite, and the factorization was not completed.

p?dtsv

Solves a general tridiagonal system of linear equations.

Syntax

```
call psdtsv(n, nrhs, dl, d, du, ja, desca, b, ib, descb, work, lwork, info)
call pddtsv(n, nrhs, dl, d, du, ja, desca, b, ib, descb, work, lwork, info)
call pcdtsv(n, nrhs, dl, d, du, ja, desca, b, ib, descb, work, lwork, info)
call pzdtsv(n, nrhs, dl, d, du, ja, desca, b, ib, descb, work, lwork, info)
```

Description

For C interface, this routine is declared in `mkl_scalapack.h` file.

The routine solves a system of linear equations

$$A(1:n, ja:ja+n-1) * X = B(ib:ib+n-1, 1:nrhs),$$

where $A(1:n, ja:ja+n-1)$ is an n -by- n complex tridiagonal diagonally dominant-like distributed matrix.

Gaussian elimination without pivoting is used to factor a reordering of the matrix into $L U$.

Input Parameters

<i>n</i>	(global) INTEGER. The order of the distributed submatrix <i>A</i> ($n \geq 0$).
<i>nrhs</i>	INTEGER. The number of right hand sides; the number of columns of the distributed matrix <i>B</i> ($nrhs \geq 0$).
<i>dl</i>	(local). REAL for psdtsv DOUBLE PRECISION for pddtsv COMPLEX for pcdtsv DOUBLE COMPLEX for pzdtsv. Pointer to local part of global vector storing the lower diagonal of the matrix. Globally, <i>dl</i> (1) is not referenced, and <i>dl</i> must be aligned with <i>d</i> . Must be of size $> \text{desca}(nb_)$.
<i>d</i>	(local). REAL for psdtsv DOUBLE PRECISION for pddtsv COMPLEX for pcdtsv DOUBLE COMPLEX for pzdtsv. Pointer to local part of global vector storing the main diagonal of the matrix.
<i>du</i>	(local). REAL for psdtsv DOUBLE PRECISION for pddtsv COMPLEX for pcdtsv DOUBLE COMPLEX for pzdtsv. Pointer to local part of global vector storing the upper diagonal of the matrix. Globally, <i>du</i> (<i>n</i>) is not referenced, and <i>du</i> must be aligned with <i>d</i> .
<i>ja</i>	(global) INTEGER. The index in the global array <i>a</i> that points to the start of the matrix to be operated on (which may be either all of <i>A</i> or a submatrix of <i>A</i>).
<i>desca</i>	(global and local) INTEGER array of dimension <i>dlen</i> . If 1d type (<i>dtype_a</i> =501 or 502), $dlen \geq 7$; If 2d type (<i>dtype_a</i> =1), $dlen \geq 9$. The array descriptor for the distributed matrix <i>A</i> . Contains information of mapping of <i>A</i> to memory.
<i>b</i>	(local) REAL for psdtsv

	DOUBLE PRECISION for pddtsv COMPLEX for pcdtsv DOUBLE COMPLEX for pzdtsv.
	Pointer into the local memory to an array of local lead dimension $lld_b > nb$. On entry, this array contains the local pieces of the right hand sides $B(ib:ib+n-1, 1:nrhs)$.
<i>ib</i>	(global) INTEGER. The row index in the global array <i>b</i> that points to the first row of the matrix to be operated on (which may be either all of <i>b</i> or a submatrix of <i>B</i>).
<i>descb</i>	(global and local) INTEGER array of dimension <i>dlen</i> . If 1d type (<i>dtype_b</i> = 502), $dlen \geq 7$; If 2d type (<i>dtype_b</i> = 1), $dlen \geq 9$. The array descriptor for the distributed matrix <i>B</i> . Contains information of mapping of <i>B</i> to memory.
<i>work</i>	(local). REAL for psdtsv DOUBLE PRECISION for pddtsv COMPLEX for pcdtsv DOUBLE COMPLEX for pzdtsv. Temporary workspace. This space may be overwritten in between calls to routines. <i>work</i> must be the size given in <i>lwork</i> .
<i>lwork</i>	(local or global) INTEGER. Size of user-input workspace <i>work</i> . If <i>lwork</i> is too small, the minimal acceptable size will be returned in <i>work</i> (1) and an error code is returned. $lwork > (12*NPCOL+3*nb)+max((10+2*min(100, nrhs))*NPCOL+4*nrhs, 8*NPCOL)$

Output Parameters

<i>d1</i>	On exit, this array contains information containing the * factors of the matrix.
<i>d</i>	On exit, this array contains information containing the * factors of the matrix. Must be of size $> desca(nb_)$.
<i>du</i>	On exit, this array contains information containing the * factors of the matrix. Must be of size $> desca(nb_)$.
<i>b</i>	On exit, this contains the local piece of the solutions distributed matrix <i>x</i> .

work On exit, *work*(1) contains the minimal *lwork*.

info (local) INTEGER. If *info*=0, the execution is successful.
 < 0: If the *i*-th argument is an array and the *j*-entry had an illegal value, then *info* = $-(i*100+j)$, if the *i*-th argument is a scalar and had an illegal value, then *info* = $-i$.
 > 0: If *info* = *k* < NPROCS, the submatrix stored on processor *info* and factored locally was not positive definite, and the factorization was not completed.
 If *info* = *k* > NPROCS, the submatrix stored on processor *info*-NPROCS representing interactions with other processors was not positive definite, and the factorization was not completed.

p?posv

Solves a symmetric positive definite system of linear equations.

Syntax

```
call psposv(uplo, n, nrhs, a, ia, ja, desca, b, ib, jb, descb, info)
call pdposv(uplo, n, nrhs, a, ia, ja, desca, b, ib, jb, descb, info)
call pcposv(uplo, n, nrhs, a, ia, ja, desca, b, ib, jb, descb, info)
call pzposv(uplo, n, nrhs, a, ia, ja, desca, b, ib, jb, descb, info)
```

Description

For C interface, this routine is declared in `mk1_scalapack.h` file.

The routine computes the solution to a real/complex system of linear equations

$$\text{sub}(A) * X = \text{sub}(B),$$

where $\text{sub}(A)$ denotes $A(ia:ia+n-1, ja:ja+n-1)$ and is an n -by- n symmetric/Hermitian distributed positive definite matrix and X and $\text{sub}(B)$ denoting $B(ib:ib+n-1, jb:jb+nrhs-1)$ are n -by- $nrhs$ distributed matrices. The Cholesky decomposition is used to factor $\text{sub}(A)$ as

$$\text{sub}(A) = U^T * U, \text{ if } uplo = 'U', \text{ or}$$

$$\text{sub}(A) = L * L^T, \text{ if } uplo = 'L',$$

where U is an upper triangular matrix and L is a lower triangular matrix. The factored form of $\text{sub}(A)$ is then used to solve the system of equations.

Input Parameters

<i>uplo</i>	(global). CHARACTER. Must be 'U' or 'L'. Indicates whether the upper or lower triangular part of $\text{sub}(A)$ is stored.
<i>n</i>	(global) INTEGER. The order of the distributed submatrix $\text{sub}(A)$ ($n \geq 0$).
<i>nrhs</i>	INTEGER. The number of right-hand sides; the number of columns of the distributed submatrix $\text{sub}(B)$ ($nrhs \geq 0$).
<i>a</i>	(local) REAL for psposv DOUBLE PRECISION for pdposv COMPLEX for pcposv COMPLEX*16 for pzposv. Pointer into the local memory to an array of dimension $(lld_a, LOCC(ja+n-1))$. On entry, this array contains the local pieces of the n -by- n symmetric distributed matrix $\text{sub}(A)$ to be factored. If <i>uplo</i> = 'U', the leading n -by- n upper triangular part of $\text{sub}(A)$ contains the upper triangular part of the matrix, and its strictly lower triangular part is not referenced. If <i>uplo</i> = 'L', the leading n -by- n lower triangular part of $\text{sub}(A)$ contains the lower triangular part of the distributed matrix, and its strictly upper triangular part is not referenced.
<i>ia, ja</i>	(global) INTEGER. The row and column indices in the global array <i>a</i> indicating the first row and the first column of the submatrix <i>A</i> , respectively.
<i>desca</i>	(global and local) INTEGER array, dimension (<i>dlen</i>). The array descriptor for the distributed matrix <i>A</i> .
<i>b</i>	(local) REAL for psposv DOUBLE PRECISION for pdposv COMPLEX for pcposv

	COMPLEX*16 for pzposv.
	Pointer into the local memory to an array of dimension $(lld_b, LOC(jb+nrhs-1))$. On entry, the local pieces of the right hand sides distributed matrix sub(B).
<i>ib, jb</i>	(global) INTEGER. The row and column indices in the global array <i>b</i> indicating the first row and the first column of the submatrix <i>B</i> , respectively.
<i>descb</i>	(global and local) INTEGER array, dimension $(dlen_)$. The array descriptor for the distributed matrix <i>B</i> .

Output Parameters

<i>a</i>	On exit, if <i>info</i> = 0, this array contains the local pieces of the factor <i>U</i> or <i>L</i> from the Cholesky factorization $\text{sub}(A) = U^H * U$, or $L * L^H$.
<i>b</i>	On exit, if <i>info</i> = 0, sub(B) is overwritten by the solution distributed matrix <i>x</i> .
<i>info</i>	(global) INTEGER. If <i>info</i> = 0, the execution is successful. If <i>info</i> < 0: If the <i>i</i> -th argument is an array and the <i>j</i> -entry had an illegal value, then <i>info</i> = $-(i*100+j)$, if the <i>i</i> -th argument is a scalar and had an illegal value, then <i>info</i> = $-i$. If <i>info</i> > 0: If <i>info</i> = <i>k</i> , the leading minor of order <i>k</i> , $A(ia:ia+k-1, ja:ja+k-1)$ is not positive definite, and the factorization could not be completed, and the solution has not been computed.

p?posvx

Solves a symmetric or Hermitian positive definite system of linear equations.

Syntax

```
call psposvx(fact, uplo, n, nrhs, a, ia, ja, desca, af, iaf, jaf, descaf,
equed, sr, sc, b, ib, jb, descb, x, ix, jx, descx, rcond, ferr, berr, work,
lwork, iwork, liwork, info)
```

```
call pdposvx(fact, uplo, n, nrhs, a, ia, ja, desca, af, iaf, jaf, descaf,
equed, sr, sc, b, ib, jb, descb, x, ix, jx, descx, rcond, ferr, berr, work,
lwork, iwork, liwork, info)

call pcposvx(fact, uplo, n, nrhs, a, ia, ja, desca, af, iaf, jaf, descaf,
equed, sr, sc, b, ib, jb, descb, x, ix, jx, descx, rcond, ferr, berr, work,
lwork, iwork, liwork, info)

call pzposvx(fact, uplo, n, nrhs, a, ia, ja, desca, af, iaf, jaf, descaf,
equed, sr, sc, b, ib, jb, descb, x, ix, jx, descx, rcond, ferr, berr, work,
lwork, iwork, liwork, info)
```

Description

For C interface, this routine is declared in `mkl_scalapack.h` file.

The routine uses the Cholesky factorization $A=U^T*U$ or $A=L*L^T$ to compute the solution to a real or complex system of linear equations

$A(ia:ia+n-1, ja:ja+n-1)*X = B(ib:ib+n-1, jb:jb+nrhs-1),$

where $A(ia:ia+n-1, ja:ja+n-1)$ is a n -by- n matrix and X and $B(ib:ib+n-1, jb:jb+nrhs-1)$ are n -by- $nrhs$ matrices.

Error bounds on the solution and a condition estimate are also provided.

In the following comments y denotes $Y(iy:iy+m-1, jy:jy+k-1)$ a m -by- k matrix where y can be a, af, b and x .

The routine `p?posvx` performs the following steps:

1. If $fact = 'E'$, real scaling factors s are computed to equilibrate the system:

$diag(sr)*A*diag(sc)*inv(diag(sc))*X = diag(sr)*B$

Whether or not the system will be equilibrated depends on the scaling of the matrix A , but if equilibration is used, A is overwritten by $diag(sr)*A*diag(sc)$ and B by $diag(sr)*B$.

2. If $fact = 'N'$ or $'E'$, the Cholesky decomposition is used to factor the matrix A (after equilibration if $fact = 'E'$) as

$A = U^T*U$, if $uplo = 'U'$, or

$A = L*L^T$, if $uplo = 'L'$,

where U is an upper triangular matrix and L is a lower triangular matrix.

3. The factored form of A is used to estimate the condition number of the matrix A . If the reciprocal of the condition number is less than machine precision, steps 4-6 are skipped
4. The system of equations is solved for x using the factored form of A .
5. Iterative refinement is applied to improve the computed solution matrix and calculate error bounds and backward error estimates for it.
6. If equilibration was used, the matrix x is premultiplied by $\text{diag}(sr)$ so that it solves the original system before equilibration.

Input Parameters

<i>fact</i>	<p>(global) CHARACTER. Must be 'F', 'N', or 'E'.</p> <p>Specifies whether or not the factored form of the matrix A is supplied on entry, and if not, whether the matrix A should be equilibrated before it is factored.</p> <p>If <i>fact</i> = 'F': on entry, <i>af</i> contains the factored form of A. If <i>equed</i> = 'Y', the matrix A has been equilibrated with scaling factors given by <i>s</i>. <i>a</i> and <i>af</i> will not be modified.</p> <p>If <i>fact</i> = 'N', the matrix A will be copied to <i>af</i> and factored.</p> <p>If <i>fact</i> = 'E', the matrix A will be equilibrated if necessary, then copied to <i>af</i> and factored.</p>
<i>uplo</i>	<p>(global) CHARACTER. Must be 'U' or 'L'.</p> <p>Indicates whether the upper or lower triangular part of A is stored.</p>
<i>n</i>	<p>(global) INTEGER. The order of the distributed submatrix $\text{sub}(A)$ ($n \geq 0$).</p>
<i>nrhs</i>	<p>(global) INTEGER. The number of right-hand sides; the number of columns of the distributed submatrices B and X. ($nrhs \geq 0$).</p>
<i>a</i>	<p>(local)</p> <p>REAL for psposvx DOUBLE PRECISION for pdposvx COMPLEX for pcposvx DOUBLE COMPLEX for pzposvx.</p>

	<p>Pointer into the local memory to an array of local dimension $(lld_a, LOCC(ja+n-1))$. On entry, the symmetric/Hermitian matrix A, except if $fact = 'F'$ and $equed = 'Y'$, then A must contain the equilibrated matrix $diag(sr)*A*diag(sc)$.</p> <p>If $uplo = 'U'$, the leading n-by-n upper triangular part of A contains the upper triangular part of the matrix A, and the strictly lower triangular part of A is not referenced.</p> <p>If $uplo = 'L'$, the leading n-by-n lower triangular part of A contains the lower triangular part of the matrix A, and the strictly upper triangular part of A is not referenced. A is not modified if $fact = 'F'$ or $'N'$, or if $fact = 'E'$ and $equed = 'N'$ on exit.</p>
<i>ia, ja</i>	(global) INTEGER. The row and column indices in the global array a indicating the first row and the first column of the submatrix A , respectively.
<i>desca</i>	(global and local) INTEGER array, dimension $(dlen_)$. The array descriptor for the distributed matrix A .
<i>af</i>	<p>(local)</p> <p>REAL for psposvx DOUBLE PRECISION for pdposvx COMPLEX for pcposvx DOUBLE COMPLEX for pzposvx.</p> <p>Pointer into the local memory to an array of local dimension $(lld_af, LOCC(ja+n-1))$.</p> <p>If $fact = 'F'$, then af is an input argument and on entry contains the triangular factor U or L from the Cholesky factorization $A = U^T*U$ or $A = L*L^T$, in the same storage format as A. If $equed \neq 'N'$, then af is the factored form of the equilibrated matrix $diag(sr)*A*diag(sc)$.</p>
<i>iaf, jaf</i>	(global) INTEGER. The row and column indices in the global array af indicating the first row and the first column of the submatrix AF , respectively.
<i>descaf</i>	(global and local) INTEGER array, dimension $(dlen_)$. The array descriptor for the distributed matrix AF .
<i>equed</i>	(global). CHARACTER. Must be $'N'$ or $'Y'$.

equed is an input argument if *fact* = 'F'. It specifies the form of equilibration that was done:

If *equed* = 'N', no equilibration was done (always true if *fact* = 'N');

If *equed* = 'Y', equilibration was done and *A* has been replaced by $\text{diag}(sr) * A * \text{diag}(sc)$.

sr

(local)

REAL for psposvx

DOUBLE PRECISION for pdposvx

COMPLEX for pcposvx

DOUBLE COMPLEX for pzposvx.

Array, DIMENSION (*lld_a*).

The array *s* contains the scale factors for *A*. This array is an input argument if *fact* = 'F' only; otherwise it is an output argument.

If *equed* = 'N', *s* is not accessed.

If *fact* = 'F' and *equed* = 'Y', each element of *s* must be positive.

b

(local)

REAL for psposvx

DOUBLE PRECISION for pdposvx

COMPLEX for pcposvx

DOUBLE COMPLEX for pzposvx.

Pointer into the local memory to an array of local dimension (*lld_b*, *LOCc(jb+nrhs-1)*). On entry, the *n*-by-*nrhs* right-hand side matrix *B*.

ib, *jb*

(global) INTEGER. The row and column indices in the global array *b* indicating the first row and the first column of the submatrix *B*, respectively.

descb

(global and local) INTEGER. Array, dimension (*dlen_*). The array descriptor for the distributed matrix *B*.

x

(local)

REAL for psposvx

DOUBLE PRECISION for pdposvx

COMPLEX for pcposvx

DOUBLE COMPLEX for pzposvx.

	Pointer into the local memory to an array of local dimension (<i>lld_x</i> , <i>LOCc(jx+nrhs-1)</i>).
<i>ix, jx</i>	(global) INTEGER. The row and column indices in the global array <i>x</i> indicating the first row and the first column of the submatrix <i>x</i> , respectively.
<i>descx</i>	(global and local) INTEGER array, dimension (<i>dlen_</i>). The array descriptor for the distributed matrix <i>x</i> .
<i>work</i>	(local) REAL for psposvx DOUBLE PRECISION for pdposvx COMPLEX for pcposvx DOUBLE COMPLEX for pzposvx. Workspace array, DIMENSION (<i>lwork</i>).
<i>lwork</i>	(local or global) INTEGER. The dimension of the array <i>work</i> . <i>lwork</i> is local input and must be at least <i>lwork</i> = max(p?pocon(<i>lwork</i>), p?porfs(<i>lwork</i>)) + <i>LOCr(n_a)</i> . <i>lwork</i> = 3* <i>desca(lld_)</i> . If <i>lwork</i> = -1, then <i>lwork</i> is global input and a workspace query is assumed; the routine only calculates the minimum and optimal size for all work arrays. Each of these values is returned in the first entry of the corresponding work array, and no error message is issued by p _x erbla.
<i>iwork</i>	(local) INTEGER. Workspace array, dimension (<i>liwork</i>).
<i>liwork</i>	(local or global) INTEGER. The dimension of the array <i>iwork</i> . <i>liwork</i> is local input and must be at least <i>liwork</i> = <i>desca(lld_)</i> <i>liwork</i> = <i>LOCr(n_a)</i> . If <i>liwork</i> = -1, then <i>liwork</i> is global input and a workspace query is assumed; the routine only calculates the minimum and optimal size for all work arrays. Each of these values is returned in the first entry of the corresponding work array, and no error message is issued by p _x erbla.

Output Parameters

<i>a</i>	On exit, if <i>fact</i> = 'E' and <i>equed</i> = 'Y', <i>a</i> is overwritten by $\text{diag}(sr) * a * \text{diag}(sc)$.
<i>af</i>	<p>If <i>fact</i> = 'N', then <i>af</i> is an output argument and on exit returns the triangular factor <i>U</i> or <i>L</i> from the Cholesky factorization $A = U^T * U$ or $A = L * L^T$ of the original matrix <i>A</i>.</p> <p>If <i>fact</i> = 'E', then <i>af</i> is an output argument and on exit returns the triangular factor <i>U</i> or <i>L</i> from the Cholesky factorization $A = U^T * U$ or $A = L * L^T$ of the equilibrated matrix <i>A</i> (see the description of <i>A</i> for the form of the equilibrated matrix).</p>
<i>equed</i>	If <i>fact</i> ≠ 'F', then <i>equed</i> is an output argument. It specifies the form of equilibration that was done (see the description of <i>equed</i> in <i>Input Arguments</i> section).
<i>sr</i>	<p>This array is an output argument if <i>fact</i> ≠ 'F'.</p> <p>See the description of <i>sr</i> in <i>Input Arguments</i> section.</p>
<i>sc</i>	<p>This array is an output argument if <i>fact</i> ≠ 'F'.</p> <p>See the description of <i>sc</i> in <i>Input Arguments</i> section.</p>
<i>b</i>	On exit, if <i>equed</i> = 'N', <i>b</i> is not modified; if <i>trans</i> = 'N' and <i>equed</i> = 'R' or 'B', <i>b</i> is overwritten by $\text{diag}(r) * b$; if <i>trans</i> = 'T' or 'C' and <i>equed</i> = 'C' or 'B', <i>b</i> is overwritten by $\text{diag}(c) * b$.
<i>x</i>	<p>(local)</p> <p>REAL for psposvx DOUBLE PRECISION for pdposvx COMPLEX for pcposvx DOUBLE COMPLEX for pzposvx.</p> <p>If <i>info</i> = 0 the <i>n</i>-by-<i>nrhs</i> solution matrix <i>x</i> to the original system of equations.</p> <p>Note that <i>A</i> and <i>B</i> are modified on exit if <i>equed</i> ≠ 'N', and the solution to the equilibrated system is $\text{inv}(\text{diag}(sc)) * X$ if <i>trans</i> = 'N' and <i>equed</i> = 'C' or 'B', or</p>

	<code>inv(diag(sr))*X</code> if <code>trans = 'T' or 'C'</code> and <code>equed = 'R' or 'B'</code> .
<code>rcond</code>	<p>(global)</p> <p>REAL for single precision flavors.</p> <p>DOUBLE PRECISION for double precision flavors.</p> <p>An estimate of the reciprocal condition number of the matrix <i>A</i> after equilibration (if done). If <i>rcond</i> is less than the machine precision (in particular, if <i>rcond</i>=0), the matrix is singular to working precision. This condition is indicated by a return code of <i>info</i> > 0.</p>
<code>ferr</code>	<p>REAL for single precision flavors.</p> <p>DOUBLE PRECISION for double precision flavors.</p> <p>Arrays, DIMENSION at least <code>max(LOC, n_b)</code>. The estimated forward error bounds for each solution vector <i>x(j)</i> (the <i>j</i>-th column of the solution matrix <i>X</i>). If <i>xtrue</i> is the true solution, <i>ferr(j)</i> bounds the magnitude of the largest entry in $(X(j) - xtrue)$ divided by the magnitude of the largest entry in <i>x(j)</i>. The quality of the error bound depends on the quality of the estimate of <code>norm(inv(A))</code> computed in the code; if the estimate of <code>norm(inv(A))</code> is accurate, the error bound is guaranteed.</p>
<code>berr</code>	<p>(local)</p> <p>REAL for single precision flavors.</p> <p>DOUBLE PRECISION for double precision flavors.</p> <p>Arrays, DIMENSION at least <code>max(LOC, n_b)</code>. The componentwise relative backward error of each solution vector <i>x(j)</i> (the smallest relative change in any entry of <i>A</i> or <i>B</i> that makes <i>x(j)</i> an exact solution).</p>
<code>work(1)</code>	(local) On exit, <i>work(1)</i> returns the minimal and optimal <i>liwork</i> .
<code>info</code>	<p>(global) INTEGER.</p> <p>If <i>info</i>=0, the execution is successful.</p> <p>< 0: if <i>info</i> = -<i>i</i>, the <i>i</i>-th argument had an illegal value</p> <p>> 0: if <i>info</i> = <i>i</i>, and <i>i</i> is ≤ <i>n</i>: if <i>info</i> = <i>i</i>, the leading minor of order <i>i</i> of <i>a</i> is not positive definite, so the factorization could not be completed, and the solution and error bounds could not be computed.</p>

= $n+1$: $rcond$ is less than machine precision. The factorization has been completed, but the matrix is singular to working precision, and the solution and error bounds have not been computed.

p?pbsv

Solves a symmetric/Hermitian positive definite banded system of linear equations.

Syntax

```
call pspbsv(uplo, n, bw, nrhs, a, ja, desca, b, ib, descb, work, lwork, info)
call pdpbsv(uplo, n, bw, nrhs, a, ja, desca, b, ib, descb, work, lwork, info)
call pcpbsv(uplo, n, bw, nrhs, a, ja, desca, b, ib, descb, work, lwork, info)
call pzpbsv(uplo, n, bw, nrhs, a, ja, desca, b, ib, descb, work, lwork, info)
```

Description

For C interface, this routine is declared in `mkl_scalapack.h` file.

The routine solves a system of linear equations

$$A(1:n, ja:ja+n-1) * X = B(ib:ib+n-1, 1:nrhs),$$

where $A(1:n, ja:ja+n-1)$ is an n -by- n real/complex banded symmetric positive definite distributed matrix with bandwidth bw .

Cholesky factorization is used to factor a reordering of the matrix into $L * L'$.

Input Parameters

<i>uplo</i>	(global) CHARACTER. Must be 'U' or 'L'. Indicates whether the upper or lower triangular of A is stored. If <i>uplo</i> = 'U', the upper triangular A is stored If <i>uplo</i> = 'L', the lower triangular of A is stored.
<i>n</i>	(global) INTEGER. The order of the distributed matrix A ($n \geq 0$).

<i>bw</i>	(global) INTEGER. The number of subdiagonals in <i>L</i> or <i>U</i> . $0 \leq bw \leq n-1$.
<i>nrhs</i>	(global) INTEGER. The number of right-hand sides; the number of columns in <i>B</i> ($nrhs \geq 0$).
<i>a</i>	(local). REAL for pspbsv DOUBLE PRECISION for pdpbsv COMPLEX for pcpbsv DOUBLE COMPLEX for pzpbsv. Pointer into the local memory to an array with first dimension $lld_a \geq (bw+1)$ (stored in <i>desca</i>). On entry, this array contains the local pieces of the distributed matrix $sub(A)$ to be factored.
<i>ja</i>	(global) INTEGER. The index in the global array <i>a</i> that points to the start of the matrix to be operated on (which may be either all of <i>A</i> or a submatrix of <i>A</i>).
<i>desca</i>	(global and local) INTEGER array, dimension (<i>dlen</i>). The array descriptor for the distributed matrix <i>A</i> .
<i>b</i>	(local) REAL for pspbsv DOUBLE PRECISION for pdpbsv COMPLEX for pcpbsv DOUBLE COMPLEX for pzpbsv. Pointer into the local memory to an array of local lead dimension $lld_b \geq nb$. On entry, this array contains the local pieces of the right hand sides $B(ib:ib+n-1, 1:nrhs)$.
<i>ib</i>	(global) INTEGER. The row index in the global array <i>b</i> that points to the first row of the matrix to be operated on (which may be either all of <i>b</i> or a submatrix of <i>B</i>).
<i>descb</i>	(global and local) INTEGER array of dimension <i>dlen</i> . If 1D type ($dtype_b = 502$), $dlen \geq 7$; If 2D type ($dtype_b = 1$), $dlen \geq 9$. The array descriptor for the distributed matrix <i>B</i> . Contains information of mapping of <i>B</i> to memory.
<i>work</i>	(local). REAL for pspbsv

DOUBLE PRECISION for pdpbsv

COMPLEX for pcpbsv

DOUBLE COMPLEX for pzpbsv.

Temporary workspace. This space may be overwritten in between calls to routines. *work* must be the size given in *lwork*.

lwork

(local or global) INTEGER. Size of user-input workspace *work*. If *lwork* is too small, the minimal acceptable size will be returned in *work*(1) and an error code is returned. $lwork \geq (nb+2*bw)*bw + \max(bw*nrhs, bw*bw)$

Output Parameters

a

On exit, this array contains information containing details of the factorization. Note that permutations are performed on the matrix, so that the factors returned are different from those returned by LAPACK.

b

On exit, contains the local piece of the solutions distributed matrix *x*.

work

On exit, *work*(1) contains the minimal *lwork*.

info

(global). INTEGER. If *info*=0, the execution is successful.
 < 0: If the *i*-th argument is an array and the *j*-entry had an illegal value, then $info = -(i*100+j)$, if the *i*-th argument is a scalar and had an illegal value, then $info = -i$.

> 0: If $info = k \leq NPROCS$, the submatrix stored on processor *info* and factored locally was not positive definite, and the factorization was not completed.

If $info = k > NPROCS$, the submatrix stored on processor *info*-NPROCS representing interactions with other processors was not positive definite, and the factorization was not completed.

p?ptsv

Solves a symmetric or Hermitian positive definite tridiagonal system of linear equations.

Syntax

```
call psptsv(n, nrhs, d, e, ja, desca, b, ib, descb, work, lwork, info)
call pdptsv(n, nrhs, d, e, ja, desca, b, ib, descb, work, lwork, info)
call pcptsv(n, nrhs, d, e, ja, desca, b, ib, descb, work, lwork, info)
call pzptsv(n, nrhs, d, e, ja, desca, b, ib, descb, work, lwork, info)
```

Description

For C interface, this routine is declared in `mk1_scalapack.h` file.

The routine solves a system of linear equations

$$A(1:n, ja:ja+n-1) * X = B(ib:ib+n-1, 1:nrhs),$$

where $A(1:n, ja:ja+n-1)$ is an n -by- n real tridiagonal symmetric positive definite distributed matrix.

Cholesky factorization is used to factor a reordering of the matrix into $L * L'$.

Input Parameters

n	(global) INTEGER. The order of matrix A ($n \geq 0$).
$nrhs$	(global) INTEGER. The number of right-hand sides; the number of columns of the distributed submatrix B ($nrhs \geq 0$).
d	(local) REAL for psptsv DOUBLE PRECISION for pdptsv COMPLEX for pcptsv DOUBLE COMPLEX for pzptsv. Pointer to local part of global vector storing the main diagonal of the matrix.
e	(local) REAL for psptsv

	<p>DOUBLE PRECISION for pdptsv COMPLEX for pcptsv DOUBLE COMPLEX for pzptsv. Pointer to local part of global vector storing the upper diagonal of the matrix. Globally, $du(n)$ is not referenced, and du must be aligned with d.</p>
<i>ja</i>	<p>(global) INTEGER. The index in the global array A that points to the start of the matrix to be operated on (which may be either all of A or a submatrix of A).</p>
<i>desca</i>	<p>(global and local) INTEGER array of dimension $dlen$. If 1d type ($dtype_a=501$ or 502), $dlen \geq 7$; If 2d type ($dtype_a=1$), $dlen \geq 9$. The array descriptor for the distributed matrix A. Contains information of mapping of A to memory.</p>
<i>b</i>	<p>(local) REAL for psptsv DOUBLE PRECISION for pdptsv COMPLEX for pcptsv DOUBLE COMPLEX for pzptsv. Pointer into the local memory to an array of local lead dimension $lld_b \geq nb$. On entry, this array contains the local pieces of the right hand sides $B(ib:ib+n-1, 1:nrhs)$.</p>
<i>ib</i>	<p>(global) INTEGER. The row index in the global array b that points to the first row of the matrix to be operated on (which may be either all of b or a submatrix of B).</p>
<i>descb</i>	<p>(global and local) INTEGER array of dimension $dlen$. If 1d type ($dtype_b = 502$), $dlen \geq 7$; If 2d type ($dtype_b = 1$), $dlen \geq 9$. The array descriptor for the distributed matrix B. Contains information of mapping of B to memory.</p>
<i>work</i>	<p>(local). REAL for psptsv DOUBLE PRECISION for pdptsv COMPLEX for pcptsv</p>

DOUBLE COMPLEX for pzptsv.

Temporary workspace. This space may be overwritten in between calls to routines. *work* must be the size given in *lwork*.

lwork

(local or global) INTEGER. Size of user-input workspace *work*. If *lwork* is too small, the minimal acceptable size will be returned in *work*(1) and an error code is returned. *lwork* > (12*NPCOL+3*nb)+max((10+2*min(100, nrhs))*NPCOL+4*nrhs, 8*NPCOL).

Output Parameters

d

On exit, this array contains information containing the factors of the matrix. Must be of size greater than or equal to *desca*(nb_).

e

On exit, this array contains information containing the factors of the matrix. Must be of size greater than or equal to *desca*(nb_).

b

On exit, this contains the local piece of the solutions distributed matrix *x*.

work

On exit, *work*(1) contains the minimal *lwork*.

info

(local) INTEGER. If *info*=0, the execution is successful.
 < 0: If the *i*-th argument is an array and the *j*-entry had an illegal value, then *info* = -(*i**100+*j*), if the *i*-th argument is a scalar and had an illegal value, then *info* = -*i*.
 > 0: If *info* = *k* ≤ NPROCS, the submatrix stored on processor *info* and factored locally was not positive definite, and the factorization was not completed.
 If *info* = *k* > NPROCS, the submatrix stored on processor *info*-NPROCS representing interactions with other processors was not positive definite, and the factorization was not completed.

p?gels

Solves overdetermined or underdetermined linear systems involving a matrix of full rank.

Syntax

```
call psgels(trans, m, n, nrhs, a, ia, ja, desca, b, ib, jb, descb, work, lwork,
info)

call pdgels(trans, m, n, nrhs, a, ia, ja, desca, b, ib, jb, descb, work, lwork,
info)

call pcgels(trans, m, n, nrhs, a, ia, ja, desca, b, ib, jb, descb, work, lwork,
info)

call pzgels(trans, m, n, nrhs, a, ia, ja, desca, b, ib, jb, descb, work, lwork,
info)
```

Description

For C interface, this routine is declared in `mkl_scalapack.h` file.

The routine solves overdetermined or underdetermined real/ complex linear systems involving an m -by- n matrix $\text{sub}(A) = A(ia:ia+m-1, ja:ja+n-1)$, or its transpose/ conjugate-transpose, using a QTQ or LQ factorization of $\text{sub}(A)$. It is assumed that $\text{sub}(A)$ has full rank.

The following options are provided:

1. If $trans = 'N'$ and $m \geq n$: find the least squares solution of an overdetermined system, that is, solve the least squares problem

$$\text{minimize } ||\text{sub}(B) - \text{sub}(A) * X||$$
2. If $trans = 'N'$ and $m < n$: find the minimum norm solution of an underdetermined system

$$\text{sub}(A) * X = \text{sub}(B).$$
3. If $trans = 'T'$ and $m \geq n$: find the minimum norm solution of an undetermined system

$$\text{sub}(A)^T * X = \text{sub}(B).$$
4. If $trans = 'T'$ and $m < n$: find the least squares solution of an overdetermined system, that is, solve the least squares problem

$$\text{minimize } ||\text{sub}(B) - \text{sub}(A)^T * X||,$$

where $\text{sub}(B)$ denotes $B(ib:ib+m-1, jb:jb+nrhs-1)$ when $trans = 'N'$ and $B(ib:ib+n-1, jb:jb+nrhs-1)$ otherwise. Several right hand side vectors b and solution vectors x can be handled in a single call; when $trans = 'N'$, the solution vectors are stored as the columns of the n -by- $nrhs$ right hand side matrix $\text{sub}(B)$ and the m -by- $nrhs$ right hand side matrix $\text{sub}(B)$ otherwise.

Input Parameters

<i>trans</i>	(global) CHARACTER. Must be 'N', or 'T'. If $trans = 'N'$, the linear system involves matrix $\text{sub}(A)$; If $trans = 'T'$, the linear system involves the transposed matrix A^T (for real flavors only).
<i>m</i>	(global) INTEGER. The number of rows in the distributed submatrix $\text{sub}(A)$ ($m \geq 0$).
<i>n</i>	(global) INTEGER. The number of columns in the distributed submatrix $\text{sub}(A)$ ($n \geq 0$).
<i>nrhs</i>	(global) INTEGER. The number of right-hand sides; the number of columns in the distributed submatrices $\text{sub}(B)$ and X . ($nrhs \geq 0$).
<i>a</i>	(local) REAL for psgels DOUBLE PRECISION for pdgels COMPLEX for pcgels DOUBLE COMPLEX for pzgels. Pointer into the local memory to an array of dimension $(lld_a, LOCC(ja+n-1))$. On entry, contains the m -by- n matrix A .
<i>ia, ja</i>	(global) INTEGER. The row and column indices in the global array a indicating the first row and the first column of the submatrix A , respectively.
<i>desca</i>	(global and local) INTEGER array, dimension $(dlen_)$. The array descriptor for the distributed matrix A .
<i>b</i>	(local) REAL for psgels DOUBLE PRECISION for pdgels COMPLEX for pcgels

DOUBLE COMPLEX for pzgels.
 Pointer into the local memory to an array of local dimension
 (*lld_b*, *LOCc(jb+nrhs-1)*). On entry, this array contains
 the local pieces of the distributed matrix *B* of right-hand
 side vectors, stored columnwise; *sub(B)* is *m*-by-*nrhs* if
trans='N', and *n*-by-*nrhs* otherwise.

ib, jb (global) INTEGER. The row and column indices in the global
 array *b* indicating the first row and the first column of the
 submatrix *B*, respectively.

descb (global and local) INTEGER array, dimension (*dlen_*). The
 array descriptor for the distributed matrix *B*.

work (local)
 REAL for psgels
 DOUBLE PRECISION for pdgels
 COMPLEX for pcgels
 DOUBLE COMPLEX for pzgels.
 Workspace array with dimension *lwork*.

lwork (local or global) INTEGER.
 The dimension of the array *work* *lwork* is local input and
 must be at least $lwork \geq ltau + \max(lwf, lws)$, where
 if $m > n$, then

```

ltau = numroc(ja+min(m,n)-1, nb_a, MYCOL,
csrc_a, NPCOL),
lwf = nb_a*(mpa0 + nqa0 + nb_a)
lws = max((nb_a*(nb_a-1))/2, (nrhsqb0 +
mpb0)*nb_a) + nb_a*nb_a
else
ltau = numroc(ia+min(m,n)-1, mb_a, MYROW,
rsrc_a, NPROW),
lwf = mb_a * (mpa0 + nqa0 + mb_a)
lws = max((mb_a*(mb_a-1))/2, (npb0 + max(nqa0 +
numroc(numroc(n+iroffb, mb_a, 0, 0, NPROW),
mb_a, 0, 0, lcmp), nrhsqb0))*mb_a) + mb_a*mb_a
end if,
where lcmp = lcm/NPROW with lcm = ilcm(NPROW,
NPCOL),
iroffa = mod(ia-1, mb_a),

```

```

icoffa = mod(ja-1, nb_a),
iarow = indxg2p(ia, mb_a, MYROW, rsrc_a, NPROW),
iacol= indxg2p(ja, nb_a, MYROW, rsrc_a, NPROW)
mpa0 = numroc(m+iroffa, mb_a, MYROW, iarow,
NPROW),
nqa0 = numroc(n+icoffa, nb_a, MYCOL, iacol,
NPCOL),
iroffb = mod(ib-1, mb_b),
icoffb = mod(jb-1, nb_b),
ibrow = indxg2p(ib, mb_b, MYROW, rsrc_b, NPROW),
ibcol = indxg2p(jb, nb_b, MYCOL, csrc_b, NPCOL),
mpb0 = numroc(m+iroffb, mb_b, MYROW, icrow,
NPROW),
nqb0 = numroc(n+icoffb, nb_b, MYCOL, ibcol,
NPCOL),
ilcm, indxg2p and numroc are ScaLAPACK tool functions;
MYROW, MYCOL, NPROW, and NPCOL can be determined by
calling the subroutine blacs_gridinfo.

```

If *lwork* = -1, then *lwork* is global input and a workspace query is assumed; the routine only calculates the minimum and optimal size for all work arrays. Each of these values is returned in the first entry of the corresponding work array, and no error message is issued by *pxerbla*.

Output Parameters

- | | |
|----------|---|
| <i>a</i> | On exit, If $m \geq n$, sub(<i>A</i>) is overwritten by the details of its <i>QR</i> factorization as returned by p?geqrf ; if $m < n$, sub(<i>A</i>) is overwritten by details of its <i>LQ</i> factorization as returned by p?gelqf . |
| <i>b</i> | On exit, sub(<i>B</i>) is overwritten by the solution vectors, stored columnwise: if <i>trans</i> = 'N' and $m \geq n$, rows 1 to <i>n</i> of sub(<i>B</i>) contain the least squares solution vectors; the residual sum of squares for the solution in each column is given by the sum of squares of elements <i>n</i> +1 to <i>m</i> in that column;
If <i>trans</i> = 'N' and $m < n$, rows 1 to <i>n</i> of sub(<i>B</i>) contain the minimum norm solution vectors; |

If $trans = 'T'$ and $m \geq n$, rows 1 to m of $sub(B)$ contain the minimum norm solution vectors; if $trans = 'T'$ and $m < n$, rows 1 to m of $sub(B)$ contain the least squares solution vectors; the residual sum of squares for the solution in each column is given by the sum of squares of elements $m+1$ to n in that column.

`work(1)`

On exit, `work(1)` contains the minimum value of `lwork` required for optimum performance.

`info`

(global) INTEGER.

= 0: the execution is successful.

< 0: if the i -th argument is an array and the j -entry had an illegal value, then $info = - (i * 100 + j)$, if the i -th argument is a scalar and had an illegal value, then $info = -i$.

p?syev

Computes selected eigenvalues and eigenvectors of a symmetric matrix.

Syntax

```
call pssyev( jobz, uplo, n, a, ia, ja, desca, w, z, iz, jz, descz, work, lwork,
info )
```

```
call pdsyev( jobz, uplo, n, a, ia, ja, desca, w, z, iz, jz, descz, work, lwork,
info )
```

Description

For C interface, this routine is declared in `mkl_scalapack.h` file.

The routine computes all eigenvalues and, optionally, eigenvectors of a real symmetric matrix A by calling the recommended sequence of ScaLAPACK routines.

In its present form, the routine assumes a homogeneous system and makes no checks for consistency of the eigenvalues or eigenvectors across the different processes. Because of this, it is possible that a heterogeneous system may return incorrect results without any error messages.

Input Parameters

np = the number of rows local to a given process.

nq = the number of columns local to a given process.

<i>jobz</i>	(global). CHARACTER. Must be 'N' or 'V'. Specifies if it is necessary to compute the eigenvectors: If <i>jobz</i> = 'N', then only eigenvalues are computed. If <i>jobz</i> = 'V', then eigenvalues and eigenvectors are computed.
<i>uplo</i>	(global). CHARACTER. Must be 'U' or 'L'. Specifies whether the upper or lower triangular part of the symmetric matrix <i>A</i> is stored: If <i>uplo</i> = 'U', <i>a</i> stores the upper triangular part of <i>A</i> . If <i>uplo</i> = 'L', <i>a</i> stores the lower triangular part of <i>A</i> .
<i>n</i>	(global) INTEGER. The number of rows and columns of the matrix <i>A</i> ($n \geq 0$).
<i>a</i>	(local) REAL for pssyev. DOUBLE PRECISION for pdsyev. Block cyclic array of global dimension (<i>n</i> , <i>n</i>) and local dimension (<i>lld_a</i> , <i>LOC c(ja+n-1)</i>). On entry, the symmetric matrix <i>A</i> . If <i>uplo</i> = 'U', only the upper triangular part of <i>A</i> is used to define the elements of the symmetric matrix. If <i>uplo</i> = 'L', only the lower triangular part of <i>A</i> is used to define the elements of the symmetric matrix.
<i>ia, ja</i>	(global) INTEGER. The row and column indices in the global array <i>a</i> indicating the first row and the first column of the submatrix <i>A</i> , respectively.
<i>desca</i>	(global and local) INTEGER array, dimension (<i>dlen_</i>). The array descriptor for the distributed matrix <i>A</i> .
<i>iz, jz</i>	(global) INTEGER. The row and column indices in the global array <i>z</i> indicating the first row and the first column of the submatrix <i>Z</i> , respectively.
<i>descz</i>	(global and local) INTEGER array, dimension (<i>dlen_</i>). The array descriptor for the distributed matrix <i>Z</i> .

work (local)
 REAL for pssyev.
 DOUBLE PRECISION for pdsyev.
 Array, DIMENSION (*lwork*).

lwork (local) INTEGER. See below for definitions of variables used to define *lwork*.
 If no eigenvectors are requested (*jobz* = 'N'), then *lwork*
 $\geq 5*n + \text{sizesytrd} + 1$,
 where *sizesytrd* is the workspace for p?sytrd and is
 $\max(\text{NB}*(np + 1), 3*\text{NB})$.
 If eigenvectors are requested (*jobz* = 'V') then the
 amount of workspace required to guarantee that all
 eigenvectors are computed is:
 $qrmem = 2*n - 2$
 $lwmin = 5*n + n*ldc + \max(\text{sizemqrleft}, qrmem) + 1$

Variable definitions:
 $nb = \text{desca}(mb_) = \text{desca}(nb_) = \text{descz}(mb_) = \text{descz}(nb_)$;
 $nn = \max(n, nb, 2)$;
 $\text{desca}(rsrc_) = \text{desca}(rsrc_) = \text{descz}(rsrc_) = \text{descz}(csrc_) = 0$
 $np = \text{numroc}(nn, nb, 0, 0, \text{NPROW})$
 $nq = \text{numroc}(\max(n, nb, 2), nb, 0, 0, \text{NPCOL})$
 $nrc = \text{numroc}(n, nb, \text{myprowc}, 0, \text{NPROCS})$
 $ldc = \max(1, nrc)$
sizemqrleft is the workspace for p?ormtr when its *side*
 argument is 'L'.
myprowc is defined when a new context is created as follows:
 call blacs_get(desca(ctxt_), 0, contextc)
 call blacs_gridinit(contextc, 'R', NPROCS, 1)
 call blacs_gridinfo(contextc, nprowc, npcoldc, myprowc, mypcoldc)

If *lwork* = -1, then *lwork* is global input and a workspace query is assumed; the routine only calculates the minimum and optimal size for all work arrays. Each of these values is returned in the first entry of the corresponding work array, and no error message is issued by p?xerbla.

Output Parameters

<i>a</i>	On exit, the lower triangle (if <i>uplo</i> ='L') or the upper triangle (if <i>uplo</i> ='U') of <i>A</i> , including the diagonal, is destroyed.
<i>w</i>	(global). REAL for pssyev DOUBLE PRECISION for pdsyev Array, DIMENSION (<i>n</i>). On normal exit, the first <i>m</i> entries contain the selected eigenvalues in ascending order.
<i>z</i>	(local). REAL for pssyev DOUBLE PRECISION for pdsyev Array, global dimension (<i>n</i> , <i>n</i>), local dimension (<i>lld_z</i> , <i>LOCc(jz+n-1)</i>). If <i>jobz</i> = 'V', then on normal exit the first <i>m</i> columns of <i>z</i> contain the orthonormal eigenvectors of the matrix corresponding to the selected eigenvalues. If <i>jobz</i> = 'N', then <i>z</i> is not referenced.
<i>work</i> (1)	On output, <i>work</i> (1) returns the workspace needed to guarantee completion. If the input parameters are incorrect, <i>work</i> (1) may also be incorrect. If <i>jobz</i> = 'N' <i>work</i> (1) = minimal (optimal) amount of workspace If <i>jobz</i> = 'V' <i>work</i> (1) = minimal workspace required to generate all the eigenvectors.
<i>info</i>	(global) INTEGER. If <i>info</i> = 0, the execution is successful. If <i>info</i> < 0: If the <i>i</i> -th argument is an array and the <i>j</i> -entry had an illegal value, then <i>info</i> = -(<i>i</i> *100+ <i>j</i>), if the <i>i</i> -th argument is a scalar and had an illegal value, then <i>info</i> = - <i>i</i> . If <i>info</i> > 0: If <i>info</i> = 1 through <i>n</i> , the <i>i</i> -th eigenvalue did not converge in ?steqr2 after a total of 30 <i>n</i> iterations. If <i>info</i> = <i>n</i> +1, then p?syevev has detected heterogeneity by finding that eigenvalues were not identical across the process grid. In this case, the accuracy of the results from p?syevev cannot be guaranteed.

p?syevx

Computes selected eigenvalues and, optionally, eigenvectors of a symmetric matrix.

Syntax

```
call pssyevx(jobz, range, uplo, n, a, ia, ja, desca, vl, vu, il, iu, abstol,
m, nz, w, orfac, z, iz, jz, descz, work, lwork, iwork, liwork, ifail, iclustr,
gap, info)
```

```
call pdsyevx(jobz, range, uplo, n, a, ia, ja, desca, vl, vu, il, iu, abstol,
m, nz, w, orfac, z, iz, jz, descz, work, lwork, iwork, liwork, ifail, iclustr,
gap, info)
```

Description

For C interface, this routine is declared in `mkl_scalapack.h` file.

The routine computes selected eigenvalues and, optionally, eigenvectors of a real symmetric matrix *A* by calling the recommended sequence of ScaLAPACK routines. Eigenvalues and eigenvectors can be selected by specifying either a range of values or a range of indices for the desired eigenvalues.

Input Parameters

np = the number of rows local to a given process.

nq = the number of columns local to a given process.

jobz (global). CHARACTER*1. Must be 'N' or 'V'. Specifies if it is necessary to compute the eigenvectors:
 If *jobz* = 'N', then only eigenvalues are computed.
 If *jobz* = 'V', then eigenvalues and eigenvectors are computed.

range (global). CHARACTER*1. Must be 'A', 'V', or 'I'.
 If *range* = 'A', all eigenvalues will be found.
 If *range* = 'V', all eigenvalues in the half-open interval [*vl*, *vu*] will be found.
 If *range* = 'I', the eigenvalues with indices *il* through *iu* will be found.

uplo (global). CHARACTER*1. Must be 'U' or 'L'.

	Specifies whether the upper or lower triangular part of the symmetric matrix <i>A</i> is stored: If <i>uplo</i> = 'U', <i>a</i> stores the upper triangular part of <i>A</i> . If <i>uplo</i> = 'L', <i>a</i> stores the lower triangular part of <i>A</i> .
<i>n</i>	(global) INTEGER. The number of rows and columns of the matrix <i>A</i> ($n \geq 0$).
<i>a</i>	(local). REAL for pssyevx DOUBLE PRECISION for pdsyevx. Block cyclic array of global dimension (<i>n</i> , <i>n</i>) and local dimension (<i>lld_a</i> , <i>LOCc(ja+n-1)</i>). On entry, the symmetric matrix <i>A</i> . If <i>uplo</i> = 'U', only the upper triangular part of <i>A</i> is used to define the elements of the symmetric matrix. If <i>uplo</i> = 'L', only the lower triangular part of <i>A</i> is used to define the elements of the symmetric matrix.
<i>ia</i> , <i>ja</i>	(global) INTEGER. The row and column indices in the global array <i>a</i> indicating the first row and the first column of the submatrix <i>A</i> , respectively.
<i>desca</i>	(global and local) INTEGER array, dimension (<i>dlen_</i>). The array descriptor for the distributed matrix <i>A</i> .
<i>vl</i> , <i>vu</i>	(global) REAL for pssyevx DOUBLE PRECISION for pdsyevx. If <i>range</i> = 'V', the lower and upper bounds of the interval to be searched for eigenvalues; $vl \leq vu$. Not referenced if <i>range</i> = 'A' or 'I'.
<i>il</i> , <i>iu</i>	(global) INTEGER. If <i>range</i> = 'I', the indices of the smallest and largest eigenvalues to be returned. Constraints: $il \geq 1$ $\min(il, n) \leq iu \leq n$ Not referenced if <i>range</i> = 'A' or 'V'.
<i>abstol</i>	(global). REAL for pssyevx DOUBLE PRECISION for pdsyevx.

If *jobz*='V', setting *abstol* to `p?lamch(context, 'U')` yields the most orthogonal eigenvectors.

The absolute error tolerance for the eigenvalues. An approximate eigenvalue is accepted as converged when it is determined to lie in an interval $[a, b]$ of width less than or equal to

$abstol + eps * \max(|a|, |b|)$,

where *eps* is the machine precision. If *abstol* is less than or equal to zero, then *eps**`norm(T)` will be used in its place, where `norm(T)` is the 1-norm of the tridiagonal matrix obtained by reducing *A* to tridiagonal form.

Eigenvalues will be computed most accurately when *abstol* is set to twice the underflow threshold `2*p?lamch('S')` not zero. If this routine returns with

`((mod(info,2).ne.0).or. * (mod(info/8,2).ne.0))`, indicating that some eigenvalues or eigenvectors did not converge, try setting *abstol* to `2*p?lamch('S')`.

orfac

(global). REAL for `pssyevx`

DOUBLE PRECISION for `pdsyevx`.

Specifies which eigenvectors should be reorthogonalized. Eigenvectors that correspond to eigenvalues which are within $tol=orfac*norm(A)$ of each other are to be reorthogonalized. However, if the workspace is insufficient (see *lwork*), *tol* may be decreased until all eigenvectors to be reorthogonalized can be stored in one process. No reorthogonalization will be done if *orfac* equals zero. A default value of 1.0e-3 is used if *orfac* is negative. *orfac* should be identical on all processes.

iz, jz

(global) INTEGER. The row and column indices in the global array *z* indicating the first row and the first column of the submatrix *Z*, respectively.

descz

(global and local) INTEGER array, dimension (*dlen_*). The array descriptor for the distributed matrix *Z*. *descz(ctxt_)* must equal *desca(ctxt_)*.

work

(local)

REAL for `pssyevx`.

DOUBLE PRECISION for `pdsyevx`.

Array, DIMENSION (*lwork*).

lwork

(local) INTEGER. The dimension of the array *work*.
See below for definitions of variables used to define *lwork*.
If no eigenvectors are requested (*jobz* = 'N'), then *lwork*
 $\geq 5*n + \max(5*nn, NB*(np0 + 1))$.

If eigenvectors are requested (*jobz* = 'V'), then the
amount of workspace required to guarantee that all
eigenvectors are computed is:

$$lwork \geq 5*n + \max(5*nn, np0*mq0 + 2*NB*NB) +$$

$$\text{iceil}(neig, NPROW*NPCOL)*nn$$

The computed eigenvectors may not be orthogonal if the
minimal workspace is supplied and *orfac* is too small. If
you want to guarantee orthogonality (at the cost of
potentially poor performance) you should add the following
to *lwork*:

$$(clustersize-1)*n,$$

where *clustersize* is the number of eigenvalues in the
largest cluster, where a cluster is defined as a set of close
eigenvalues:

$$\{w(k), \dots, w(k+clustersize-1) \mid w(j+1) \leq w(j) +$$

$$orfac*2*norm(A)\},$$

where

neig = number of eigenvectors requested

nb = *desca*(*mb_*) = *desca*(*nb_*) = *descz*(*mb_*) =
descz(*nb_*);

nn = $\max(n, nb, 2)$;

desca(*rsrc_*) = *desca*(*nb_*) = *descz*(*rsrc_*) =
descz(*csrc_*) = 0;

np0 = *numroc*(*nn*, *nb*, 0, 0, *NPROW*);

mq0 = *numroc*($\max(neig, nb, 2)$, *nb*, 0, 0, *NPCOL*)

iceil(*x*, *y*) is a ScaLAPACK function returning ceiling(*x/y*)

If *lwork* is too small to guarantee orthogonality, *p?syevx*
attempts to maintain orthogonality in the clusters with the
smallest spacing between the eigenvalues.

If *lwork* is too small to compute all the eigenvectors
requested, no computation is performed and *info*= -23 is
returned.

Note that when *range*='V', number of requested eigenvectors are not known until the eigenvalues are computed. In this case and if *lwork* is large enough to compute the eigenvalues, *p?sygvx* computes the eigenvalues and as many eigenvectors as possible.

Relationship between workspace, orthogonality & performance:

Greater performance can be achieved if adequate workspace is provided. In some situations, performance can decrease as the provided workspace increases above the workspace amount shown below:

```
lwork ≥ max(lwork, 5*n + nsytrd_lwopt),
where lwork, as defined previously, depends upon the
number of eigenvectors requested, and
nsytrd_lwopt = n + 2*(anb+1)*(4*nps+2) + (nps +
3)*nps;
```

```
anb = pjlaenv(desca(ctxt_), 3, 'p?sytttrd', 'L',
0, 0, 0, 0);
```

```
sqnpc = int(sqrt(dble(NPROW * NPCOL)));
```

```
nps = max(numroc(n, 1, 0, 0, sqnpc), 2*anb);
```

numroc is a ScaLAPACK tool functions;

pjlaenv is a ScaLAPACK environmental inquiry function

MYROW, *MYCOL*, *NPROW* and *NPCOL* can be determined by calling the subroutine *blacs_gridinfo*.

For large *n*, no extra workspace is needed, however the biggest boost in performance comes for small *n*, so it is wise to provide the extra workspace (typically less than a megabyte per process).

If *clustersize* > *n/sqrt(NPROW*NPCOL)*, then providing enough space to compute all the eigenvectors orthogonally will cause serious degradation in performance. At the limit (that is, *clustersize* = *n*-1) *p?stein* will perform no better than *?stein* on single processor.

For *clustersize* = *n/sqrt(NPROW*NPCOL)*

reorthogonalizing all eigenvectors will increase the total execution time by a factor of 2 or more.

For $clustersize > n/\sqrt{NPROW*NPCOL}$ execution time will grow as the square of the cluster size, all other factors remaining equal and assuming enough workspace. Less workspace means less reorthogonalization but faster execution.

If $lwork = -1$, then $lwork$ is global input and a workspace query is assumed; the routine only calculates the size required for optimal performance for all work arrays. Each of these values is returned in the first entry of the corresponding work arrays, and no error message is issued by `pxerbla`.

iwork

(local) INTEGER. Workspace array.

liwork

(local) INTEGER, dimension of *iwork*. $liwork \geq 6*nnp$

Where: $nnp = \max(n, NPROW*NPCOL + 1, 4)$

If $liwork = -1$, then $liwork$ is global input and a workspace query is assumed; the routine only calculates the minimum and optimal size for all work arrays. Each of these values is returned in the first entry of the corresponding work array, and no error message is issued by `pxerbla`.

Output Parameters

a

On exit, the lower triangle (if $uplo = 'L'$) or the upper triangle (if $uplo = 'U'$) of *A*, including the diagonal, is overwritten.

m

(global) INTEGER. The total number of eigenvalues found;
 $0 \leq m \leq n$.

nz

(global) INTEGER. Total number of eigenvectors computed.
 $0 \leq nz \leq m$.

The number of columns of *z* that are filled.

If $jobz \neq 'V'$, *nz* is not referenced.

If $jobz = 'V'$, $nz = m$ unless the user supplies insufficient space and `p?syevx` is not able to detect this before beginning computation. To get all the eigenvectors requested, the user must supply both sufficient space to hold the eigenvectors in *z* ($m.le.descz(n_)$) and sufficient

	workspace to compute them. (See <i>lwork</i>). <i>p?syevx</i> is always able to detect insufficient space without computation unless <i>range.eq.'V'</i> .
<i>w</i>	(global). REAL for <i>pssyevx</i> DOUBLE PRECISION for <i>pdsyevx</i> . Array, DIMENSION (<i>n</i>). The first <i>m</i> elements contain the selected eigenvalues in ascending order.
<i>z</i>	(local). REAL for <i>pssyevx</i> DOUBLE PRECISION for <i>pdsyevx</i> . Array, global dimension (<i>n</i> , <i>n</i>), local dimension (<i>lld_z</i> , <i>LOCc(jz+n-1)</i>). If <i>jobz</i> = 'V', then on normal exit the first <i>m</i> columns of <i>z</i> contain the orthonormal eigenvectors of the matrix corresponding to the selected eigenvalues. If an eigenvector fails to converge, then that column of <i>z</i> contains the latest approximation to the eigenvector, and the index of the eigenvector is returned in <i>ifail</i> . If <i>jobz</i> = 'N', then <i>z</i> is not referenced.
<i>work(1)</i>	On exit, returns workspace adequate workspace to allow optimal performance.
<i>iwork(1)</i>	On return, <i>iwork(1)</i> contains the amount of integer workspace required.
<i>ifail</i>	(global) INTEGER. Array, DIMENSION (<i>n</i>). If <i>jobz</i> = 'V', then on normal exit, the first <i>m</i> elements of <i>ifail</i> are zero. If <i>(mod(info,2) . ne.0)</i> on exit, then <i>ifail</i> contains the indices of the eigenvectors that failed to converge. If <i>jobz</i> = 'N', then <i>ifail</i> is not referenced.
<i>iclustr</i>	(global) INTEGER. Array, DIMENSION (2*NPROW*NPCOL) This array contains indices of eigenvectors corresponding to a cluster of eigenvalues that could not be reorthogonalized due to insufficient workspace (see <i>lwork</i> , <i>orfac</i> and <i>info</i>). Eigenvectors corresponding to clusters of eigenvalues indexed <i>iclustr(2*i-1)</i> to <i>iclustr(2*i)</i> , could not be reorthogonalized due to lack of workspace. Hence the eigenvectors corresponding to these clusters may not be

orthogonal. *iclustr()* is a zero terminated array.
*(iclustr(2*k).ne.0. and. iclustr(2*k+1).eq.0)*
 if and only if *k* is the number of clusters.
iclustr is not referenced if *jobz* = 'N'.

gap (global)
 REAL for *pssyevx*
 DOUBLE PRECISION for *pdsyevx*.
 Array, DIMENSION (NPROW*NPCOL)
 This array contains the gap between eigenvalues whose
 eigenvectors could not be reorthogonalized. The output
 values in this array correspond to the clusters indicated by
 the array *iclustr*. As a result, the dot product between
 eigenvectors corresponding to the *i*th cluster may be as
 high as $(C*n)/gap(i)$ where *C* is a small constant.

info (global) INTEGER.
 If *info* = 0, the execution is successful.
 If *info* < 0:
 If the *i*-th argument is an array and the *j*-entry had an
 illegal value, then *info* = $-(i*100+j)$, if the *i*-th
 argument is a scalar and had an illegal value, then *info* =
 -*i*.
 If *info* > 0: if $(mod(info,2).ne.0)$, then one or more
 eigenvectors failed to converge. Their indices are stored in
ifail. Ensure *abstol*= $2.0*p?lamch('U')$.
 If $(mod(info/2,2).ne.0)$, then eigenvectors corresponding
 to one or more clusters of eigenvalues could not be
 reorthogonalized because of insufficient workspace. The
 indices of the clusters are stored in the array *iclustr*.
 If $(mod(info/4,2).ne.0)$, then space limit prevented
p?syevevf from computing all of the eigenvectors between
vl and *vu*. The number of eigenvectors computed is returned
 in *nz*.
 If $(mod(info/8,2).ne.0)$, then *p?stebz* failed to compute
 eigenvalues. Ensure *abstol*= $2.0*p?lamch('U')$.

p?heevx

Computes selected eigenvalues and, optionally, eigenvectors of a Hermitian matrix.

Syntax

```
call pcheevx( jobz, range, uplo, n, a, ia, ja, desca, vl, vu, il, iu, abstol,
m, nz, w, orfac, z, iz, jz, descz, work, lwork, rwork, lrwork, iwork, liwork,
ifail, iclustr, gap, info )
```

```
call pzheevx( jobz, range, uplo, n, a, ia, ja, desca, vl, vu, il, iu, abstol,
m, nz, w, orfac, z, iz, jz, descz, work, lwork, rwork, lrwork, iwork, liwork,
ifail, iclustr, gap, info )
```

Description

For C interface, this routine is declared in `mkl_scalapack.h` file.

The routine computes selected eigenvalues and, optionally, eigenvectors of a complex Hermitian matrix *A* by calling the recommended sequence of ScaLAPACK routines. Eigenvalues and eigenvectors can be selected by specifying either a range of values or a range of indices for the desired eigenvalues.

Input Parameters

np = the number of rows local to a given process.

nq = the number of columns local to a given process.

<i>jobz</i>	(global). CHARACTER*1. Must be 'N' or 'V'. Specifies if it is necessary to compute the eigenvectors: If <i>jobz</i> = 'N', then only eigenvalues are computed. If <i>jobz</i> = 'V', then eigenvalues and eigenvectors are computed.
<i>range</i>	(global). CHARACTER*1. Must be 'A', 'V', or 'I'. If <i>range</i> = 'A', all eigenvalues will be found. If <i>range</i> = 'V', all eigenvalues in the half-open interval [<i>vl</i> , <i>vu</i>] will be found. If <i>range</i> = 'I', the eigenvalues with indices <i>il</i> through <i>iu</i> will be found.
<i>uplo</i>	(global). CHARACTER*1. Must be 'U' or 'L'.

	Specifies whether the upper or lower triangular part of the Hermitian matrix <i>A</i> is stored: If <i>uplo</i> = 'U', <i>a</i> stores the upper triangular part of <i>A</i> . If <i>uplo</i> = 'L', <i>a</i> stores the lower triangular part of <i>A</i> .
<i>n</i>	(global) INTEGER. The number of rows and columns of the matrix <i>A</i> ($n \geq 0$).
<i>a</i>	(local). COMPLEX for pcheevx DOUBLE COMPLEX for pzheevx. Block cyclic array of global dimension (<i>n</i> , <i>n</i>) and local dimension (<i>lld_a</i> , <i>LOC c(ja+n-1)</i>). On entry, the Hermitian matrix <i>A</i> . If <i>uplo</i> = 'U', only the upper triangular part of <i>A</i> is used to define the elements of the symmetric matrix. If <i>uplo</i> = 'L', only the lower triangular part of <i>A</i> is used to define the elements of the Hermitian matrix.
<i>ia</i> , <i>ja</i>	(global) INTEGER. The row and column indices in the global array <i>a</i> indicating the first row and the first column of the submatrix <i>A</i> , respectively.
<i>desca</i>	(global and local) INTEGER array, dimension (<i>dlen_</i>). The array descriptor for the distributed matrix <i>A</i> . If <i>desca(ctxt_)</i> is incorrect, p?heevx cannot guarantee correct error reporting
<i>vl</i> , <i>vu</i>	(global) REAL for pcheevx DOUBLE PRECISION for pzheevx. If <i>range</i> = 'V', the lower and upper bounds of the interval to be searched for eigenvalues; not referenced if <i>range</i> = 'A' or 'I'.
<i>il</i> , <i>iu</i>	(global) INTEGER. If <i>range</i> = 'I', the indices of the smallest and largest eigenvalues to be returned. Constraints: $il \geq 1$; $\min(il, n) \leq iu \leq n$. Not referenced if <i>range</i> = 'A' or 'V'.
<i>abstol</i>	(global).

REAL for pcheevx
 DOUBLE PRECISION for pzheevx.
 If *jobz*='V', setting *abstol* to $p?lamch(context, 'U')$ yields the most orthogonal eigenvectors.
 The absolute error tolerance for the eigenvalues. An approximate eigenvalue is accepted as converged when it is determined to lie in an interval $[a, b]$ of width less than or equal to $abstol+eps*\max(|a|, |b|)$, where *eps* is the machine precision. If *abstol* is less than or equal to zero, then $eps*norm(T)$ will be used in its place, where $norm(T)$ is the 1-norm of the tridiagonal matrix obtained by reducing *A* to tridiagonal form.
 Eigenvalues are computed most accurately when *abstol* is set to twice the underflow threshold $2*p?lamch('S')$, not zero. If this routine returns with
 $(mod(info,2).ne.0).or.(mod(info/8,2).ne.0))$, indicating that some eigenvalues or eigenvectors did not converge, try setting *abstol* to $2*p?lamch('S')$.

orfac (global). REAL for pcheevx
 DOUBLE PRECISION for pzheevx.
 Specifies which eigenvectors should be reorthogonalized. Eigenvectors that correspond to eigenvalues which are within $tol=orfac*norm(A)$ of each other are to be reorthogonalized. However, if the workspace is insufficient (see *lwork*), *tol* may be decreased until all eigenvectors to be reorthogonalized can be stored in one process. No reorthogonalization will be done if *orfac* equals zero. A default value of 1.0e-3 is used if *orfac* is negative.
orfac should be identical on all processes.

iz, jz (global) INTEGER. The row and column indices in the global array *z* indicating the first row and the first column of the submatrix *Z*, respectively.

descz (global and local) INTEGER array, dimension (*dlen_*). The array descriptor for the distributed matrix *Z*. *descz*(*ctxt_*) must equal *desca*(*ctxt_*).

work (local)
 COMPLEX for pcheevx
 DOUBLE COMPLEX for pzheevx.

lwork Array, DIMENSION (*lwork*).

(local). INTEGER. The dimension of the array *work*.

If only eigenvalues are requested:

$$lwork \geq n + \max(nb*(np0 + 1), 3)$$

If eigenvectors are requested:

$$lwork \geq n + (np0+mq0+nb)*nb$$

with $nq0 = \text{numroc}(nn, nb, 0, 0, \text{NPCOL})$.

$$lwork \geq 5*n + \max(5*nn, np0*mq0+2*nb*nb) + \text{iceil}(neig, \text{NPROW}*NPCOL)*nn$$

For optimal performance, greater workspace is needed, that is

$$lwork \geq \max(lwork, nhetrd_lwork)$$

where *lwork* is as defined above, and $nhetrd_lwork = n + 2*(anb+1)*(4*nps+2) + (nps+1)*nps$

$$ictxt = \text{desca}(ctxt_)$$

$$anb = \text{pjlaenv}(ictxt, 3, 'pchettrd', 'L', 0, 0, 0, 0)$$

$$sqnpc = \text{sqrt}(\text{dble}(\text{NPROW} * \text{NPCOL}))$$

$$nps = \max(\text{numroc}(n, 1, 0, 0, sqnpc), 2*anb)$$

If *lwork* = -1, then *lwork* is global input and a workspace query is assumed; the routine only calculates the size required for optimal performance for all work arrays. Each of these values is returned in the first entry of the corresponding work arrays, and no error message is issued by pxxerbla.

rwork (local)

REAL for pcheevx

DOUBLE PRECISION for pzheevx.

Workspace array, DIMENSION (*lrwork*).

lrwork (local) INTEGER. The dimension of the array *work*.

See below for definitions of variables used to define *lwork*.

If no eigenvectors are requested (*jobz* = 'N'), then

$$lrwork \geq 5*nn+4*n.$$

If eigenvectors are requested (*jobz* = 'V'), then the amount of workspace required to guarantee that all eigenvectors are computed is:

```

    lrwork ≥ 4*n + max(5*nn, np0*mq0+2*nb*nb) +
    iceil(neig, NPROW*NPCOL)*nn

```

The computed eigenvectors may not be orthogonal if the minimal workspace is supplied and *orfac* is too small. If you want to guarantee orthogonality (at the cost of potentially poor performance) you should add the following values to *lrwork*:

```
(clustersize-1)*n,
```

where *clustersize* is the number of eigenvalues in the largest cluster, where a cluster is defined as a set of close eigenvalues:

```

{w(k), ..., w(k+clustersize-1) | w(j+1) ≤
w(j)+orfac*2*norm(A)}.

```

Variable definitions:

```

neig = number of eigenvectors requested;
nb = desca(mb_) = desca(nb_) = descz(mb_) =
descz(nb_);
nn = max(n, NB, 2);
desca(rsrc_) = desca(nb_) = descz(rsrc_) =
descz(csrc_) = 0;
np0 = numroc(nn, nb, 0, 0, NPROW);
mq0 = numroc(max(neig, nb, 2), nb, 0, 0, NPCOL);
iceil(x, y) is a ScaLAPACK function returning ceiling(x/y)

```

When *lrwork* is too small:

If *lwork* is too small to guarantee orthogonality, *p?heevx* attempts to maintain orthogonality in the clusters with the smallest spacing between the eigenvalues. If *lwork* is too small to compute all the eigenvectors requested, no computation is performed and *info*= -23 is returned. Note that when *range*='V', *p?heevx* does not know how many eigenvectors are requested until the eigenvalues are computed. Therefore, when *range*='V' and as long as *lwork* is large enough to allow *p?heevx* to compute the eigenvalues, *p?heevx* will compute the eigenvalues and as many eigenvectors as it can.

Relationship between workspace, orthogonality and performance:

If $clustersize \geq n/\sqrt{NPROW*NPCOL}$, then providing enough space to compute all the eigenvectors orthogonally will cause serious degradation in performance. In the limit (that is, $clustersize = n-1$) `p?stein` will perform no better than `?stein` on 1 processor.

For $clustersize = n/\sqrt{NPROW*NPCOL}$

reorthogonalizing all eigenvectors will increase the total execution time by a factor of 2 or more.

For $clustersize > n/\sqrt{NPROW*NPCOL}$ execution time will grow as the square of the cluster size, all other factors remaining equal and assuming enough workspace. Less workspace means less reorthogonalization but faster execution.

If $lwork = -1$, then $lwork$ is global input and a workspace query is assumed; the routine only calculates the size required for optimal performance for all work arrays. Each of these values is returned in the first entry of the corresponding work arrays, and no error message is issued by `pxerbla`.

iwork

(local) INTEGER. Workspace array.

liwork

(local) INTEGER, dimension of *iwork*.

$liwork \geq 6*nnp$

Where: $nnp = \max(n, NPROW*NPCOL+1, 4)$

If $liwork = -1$, then $liwork$ is global input and a workspace query is assumed; the routine only calculates the minimum and optimal size for all work arrays. Each of these values is returned in the first entry of the corresponding work array, and no error message is issued by `pxerbla`.

Output Parameters

a

On exit, the lower triangle (if $uplo = 'L'$), or the upper triangle (if $uplo = 'U'$) of *A*, including the diagonal, is overwritten.

m

(global) INTEGER. The total number of eigenvalues found;
 $0 \leq m \leq n$.

<i>nz</i>	<p>(global) INTEGER. Total number of eigenvectors computed.</p> <p>$0 \leq nz \leq m$.</p> <p>The number of columns of <i>z</i> that are filled.</p> <p>If <i>jobz</i> \neq 'V', <i>nz</i> is not referenced.</p> <p>If <i>jobz</i> = 'V', <i>nz</i> = <i>m</i> unless the user supplies insufficient space and p?heevx is not able to detect this before beginning computation. To get all the eigenvectors requested, the user must supply both sufficient space to hold the eigenvectors in <i>z</i> (<i>m.le.descz(n_)</i>) and sufficient workspace to compute them. (See <i>lwork</i>). p?heevx is always able to detect insufficient space without computation unless <i>range.eq.</i>'V'.</p>
<i>w</i>	<p>(global).</p> <p>REAL for pcheevx</p> <p>DOUBLE PRECISION for pzheevx.</p> <p>Array, DIMENSION (<i>n</i>). The first <i>m</i> elements contain the selected eigenvalues in ascending order.</p>
<i>z</i>	<p>(local).</p> <p>COMPLEX for pcheevx</p> <p>DOUBLE COMPLEX for pzheevx.</p> <p>Array, global dimension (<i>n</i>, <i>n</i>), local dimension (<i>lld_z</i>, <i>LOCc(jz+n-1)</i>).</p> <p>If <i>jobz</i> = 'V', then on normal exit the first <i>m</i> columns of <i>z</i> contain the orthonormal eigenvectors of the matrix corresponding to the selected eigenvalues. If an eigenvector fails to converge, then that column of <i>z</i> contains the latest approximation to the eigenvector, and the index of the eigenvector is returned in <i>ifail</i>.</p> <p>If <i>jobz</i> = 'N', then <i>z</i> is not referenced.</p>
<i>work</i> (1)	<p>On exit, returns workspace adequate workspace to allow optimal performance.</p>
<i>rwork</i>	<p>(local).</p> <p>REAL for pcheevx</p> <p>DOUBLE PRECISION for pzheevx.</p> <p>Array, DIMENSION (<i>lrwork</i>). On return, <i>rwork</i>(1) contains the optimal amount of workspace required for efficient execution.</p>

If *jobz*='N' *rwork*(1) = optimal amount of workspace required to compute eigenvalues efficiently.
 If *jobz*='V' *rwork*(1) = optimal amount of workspace required to compute eigenvalues and eigenvectors efficiently with no guarantee on orthogonality.
 If *range*='V', it is assumed that all eigenvectors may be required.

iwork(1) (local)
 On return, *iwork*(1) contains the amount of integer workspace required.

ifail (global) INTEGER.
 Array, DIMENSION (*n*).
 If *jobz* = 'V', then on normal exit, the first *m* elements of *ifail* are zero. If (mod(*info*,2).ne.0) on exit, then *ifail* contains the indices of the eigenvectors that failed to converge.
 If *jobz* = 'N', then *ifail* is not referenced.

iclustr (global) INTEGER.
 Array, DIMENSION (2*NPROW*NPCOL).
 This array contains indices of eigenvectors corresponding to a cluster of eigenvalues that could not be reorthogonalized due to insufficient workspace (see *lwork*, *orfac* and *info*). Eigenvectors corresponding to clusters of eigenvalues indexed *iclustr*(2*i-1) to *iclustr*(2*i), could not be reorthogonalized due to lack of workspace. Hence the eigenvectors corresponding to these clusters may not be orthogonal. *iclustr*() is a zero terminated array. (*iclustr*(2*k).ne.0. and. *iclustr*(2*k+1).eq.0) if and only if *k* is the number of clusters. *iclustr* is not referenced if *jobz* = 'N'.

gap (global)
 REAL for pcheevx
 DOUBLE PRECISION for pzheevx.
 Array, DIMENSION (NPROW*NPCOL)
 This array contains the gap between eigenvalues whose eigenvectors could not be reorthogonalized. The output values in this array correspond to the clusters indicated by

info

the array *iclustr*. As a result, the dot product between eigenvectors corresponding to the *i*-th cluster may be as high as $(C*n)/gap(i)$ where *C* is a small constant.

(global) INTEGER.

If *info* = 0, the execution is successful.

If *info* < 0:

If the *i*-th argument is an array and the *j*-entry had an illegal value, then *info* = $-(i*100+j)$, if the *i*-th argument is a scalar and had an illegal value, then *info* = -*i*.

If *info* > 0:

If $(\text{mod}(\text{info}, 2) \neq 0)$, then one or more eigenvectors failed to converge. Their indices are stored in *ifail*. Ensure $abstol=2.0*p?lamch('U')$

If $(\text{mod}(\text{info}/2, 2) \neq 0)$, then eigenvectors corresponding to one or more clusters of eigenvalues could not be reorthogonalized because of insufficient workspace. The indices of the clusters are stored in the array *iclustr*.

If $(\text{mod}(\text{info}/4, 2) \neq 0)$, then space limit prevented *p?syevx* from computing all of the eigenvectors between *vl* and *vu*. The number of eigenvectors computed is returned in *nz*.

If $(\text{mod}(\text{info}/8, 2) \neq 0)$, then *p?stebz* failed to compute eigenvalues. Ensure $abstol=2.0*p?lamch('U')$.

p?gesvd

Computes the singular value decomposition of a general matrix, optionally computing the left and/or right singular vectors.

Syntax

```
call psgesvd( jobu, jobvt, m, n, a, ia, ja, desca, s, u, iu, ju, descu, vt,
  ivt, jvt, descvt, work, lwork, info )
```

```
call pdgesvd( jobu, jobvt, m, n, a, ia, ja, desca, s, u, iu, ju, descu, vt,
  ivt, jvt, descvt, work, lwork, info )
```

```
call pcgesvd( jobu, jobvt, m, n, a, ia, ja, desca, s, u, iu, ju, descu, vt,
            ivt, jvt, descvt, work, lwork, rwork, info )

call pzgesvd( jobu, jobvt, m, n, a, ia, ja, desca, s, u, iu, ju, descu, vt,
            ivt, jvt, descvt, work, lwork, rwork, info )
```

Description

For C interface, this routine is declared in `mk1_scalapack.h` file.

The routine computes the singular value decomposition (SVD) of an m -by- n matrix A , optionally computing the left and/or right singular vectors. The SVD is written

$$A = U \Sigma V^T,$$

where Σ is an m -by- n matrix that is zero except for its $\min(m, n)$ diagonal elements, U is an m -by- m orthogonal matrix, and V is an n -by- n orthogonal matrix. The diagonal elements of Σ are the singular values of A and the columns of U and V are the corresponding right and left singular vectors, respectively. The singular values are returned in array s in decreasing order and only the first $\min(m, n)$ columns of U and rows of $vt = V^T$ are computed.

Input Parameters

mp = number of local rows in A and U

nq = number of local columns in A and VT

$size = \min(m, n)$

$sizeq$ = number of local columns in U

$sizep$ = number of local rows in VT

$jobu$ (global). CHARACTER*1. Specifies options for computing all or part of the matrix U .

If $jobu = 'V'$, the first $size$ columns of U (the left singular vectors) are returned in the array u ;

If $jobu = 'N'$, no columns of U (no left singular vectors) are computed.

$jobvt$ (global) CHARACTER*1.

Specifies options for computing all or part of the matrix V^T .

If $jobvt = 'V'$, the first $size$ rows of V^T (the right singular vectors) are returned in the array vt ;

	If $jobvt = 'N'$, no rows of V^T (no right singular vectors) are computed.
m	(global) INTEGER. The number of rows of the matrix A ($m \geq 0$).
n	(global) INTEGER. The number of columns in A ($n \geq 0$).
a	(local). REAL for psgesvd DOUBLE PRECISION for pdgesvd COMPLEX for pcgesvd COMPLEX*16 for pzgesvd Block cyclic array, global dimension (m, n), local dimension (mp, nq). $work(lwork)$ is a workspace array.
ia, ja	(global) INTEGER. The row and column indices in the global array a indicating the first row and the first column of the submatrix A , respectively.
$desca$	(global and local) INTEGER array, dimension ($dlen_$). The array descriptor for the distributed matrix A .
iu, ju	(global) INTEGER. The row and column indices in the global array a indicating the first row and the first column of the submatrix U , respectively.
$descu$	(global and local) INTEGER array, dimension ($dlen_$). The array descriptor for the distributed matrix U .
ivt, jvt	(global) INTEGER. The row and column indices in the global array vt indicating the first row and the first column of the submatrix VT , respectively.
$descvt$	(global and local) INTEGER array, dimension ($dlen_$). The array descriptor for the distributed matrix VT .
$work$	(local). REAL for psgesvd DOUBLE PRECISION for pdgesvd COMPLEX for pcgesvd COMPLEX*16 for pzgesvd Workspace array, dimension ($lwork$)
$lwork$	(local) INTEGER. The dimension of the array $work$; $lwork > 2 + 6*sizeb + \max(watobd, wbdto svd)$,

where $sizeb = \max(m, n)$, and *watobd* and *wbdtosvd* refer, respectively, to the workspace required to bidiagonalize the matrix *A* and to go from the bidiagonal matrix to the singular value decomposition $U S V^T$.

For *watobd*, the following holds:

$watobd = \max(\max(wp?lange, wp?gebrd), \max(wp?lared2d, wp?lared1d)),$

where *wp?lange*, *wp?lared1d*, *wp?lared2d*, *wp?gebrd* are the workspaces required respectively for the subprograms *p?lange*, *p?lared1d*, *p?lared2d*, *p?gebrd*. Using the standard notation

$mp = \text{numroc}(m, mb, \text{MYROW}, \text{desca}(\text{ctxt_}), \text{NPROW}),$

$nq = \text{numroc}(n, nb, \text{MYCOL}, \text{desca}(\text{lld_}), \text{NPCOL}),$

the workspaces required for the above subprograms are

$wp?lange = mp,$

$wp?lared1d = nq0,$

$wp?lared2d = mp0,$

$wp?gebrd = nb*(mp + nq + 1) + nq,$

where *nq0* and *mp0* refer, respectively, to the values obtained at *MYCOL* = 0 and *MYROW* = 0. In general, the upper limit for the workspace is given by a workspace required on processor (0,0):

$watobd \leq nb*(mp0 + nq0 + 1) + nq0.$

In case of a homogeneous process grid this upper limit can be used as an estimate of the minimum workspace for every processor.

For *wbdtosvd*, the following holds:

$wbdtosvd = size*(wantu*nru + wantvt*ncvt) +$

$\max(w?bdsqr, \max(wantu*wp?ormbrqln,$

$wantvt*wp?ormbrprt)),$

where

$wantu(wantvt) = 1$, if left/right singular vectors are wanted, and $wantu(wantvt) = 0$, otherwise. *w?bdsqr*,

wp?ormbrqln, and *wp?ormbrprt* refer respectively to the workspace required for the subprograms *?bdsqr*, *p?ormbr(qln)*, and *p?ormbr(prt)*, where *qln* and *prt* are the values of the arguments *vect*, *side*, and *trans* in the call to *p?ormbr*. *nru* is equal to the local number of rows of the

matrix U when distributed 1-dimensional "column" of processes. Analogously, $ncvt$ is equal to the local number of columns of the matrix VT when distributed across 1-dimensional "row" of processes. Calling the LAPACK procedure `?bdsqr` requires

```
w?bdsqr = max(1, 2*size + (2*size - 4)*
max(wantu, wantvt))
```

on every processor. Finally,

```
wp?ormbrqln = max((nb*(nb-1))/2,
(sizeq+mp)*nb)+nb*nb,
wp?ormbrprt = max((mb*(mb-1))/2,
(sizep+nq)*mb)+mb*mb,
```

If $lwork = -1$, then $lwork$ is global input and a workspace query is assumed; the routine only calculates the minimum size for the work array. The required workspace is returned as the first element of $work$ and no error message is issued by `pxerbla`.

rwork

```
REAL for psgesvd
DOUBLE PRECISION for pdgesvd
COMPLEX for pcgesvd
COMPLEX*16 for pzgesvd
Workspace array, dimension (1 + 4*sizeb)
```

Output Parameters

a

On exit, the contents of a are destroyed.

s

```
(global). REAL for psgesvd
DOUBLE PRECISION for pdgesvd
COMPLEX for pcgesvd
COMPLEX*16 for pzgesvd
Array, DIMENSION (size).
```

Contains the singular values of A sorted so that $s(i) \geq s(i+1)$.

u

```
(local). REAL for psgesvd
DOUBLE PRECISION for pdgesvd
COMPLEX for pcgesvd
COMPLEX*16 for pzgesvd
local dimension (mp, sizeq), global dimension (m, size)
```

	<p>If $jobu = 'V'$, u contains the first $\min(m, n)$ columns of U. If $jobu = 'N'$ or $'O'$, u is not referenced.</p>
vt	<p>(local). REAL for psgesvd DOUBLE PRECISION for pdgesvd COMPLEX for pcgesvd COMPLEX*16 for pzgesvd local dimension ($sizep, nq$), global dimension ($size, n$) If $jobvt = 'V'$, vt contains the first $size$ rows of V^T. If $jobu = 'N'$, vt is not referenced.</p>
$work$	<p>On exit, if $info = 0$, then $work(1)$ returns the required minimal size of $lwork$.</p>
$rwork$	<p>On exit, if $info = 0$, then $rwork(1)$ returns the required size of $rwork$.</p>
$info$	<p>(global) INTEGER. If $info = 0$, the execution is successful. If $info < 0$, If $info = -i$, the ith parameter had an illegal value. If $info > 0$ i, then if ?bdsqr did not converge, If $info = \min(m, n) + 1$, then p?gesvd has detected heterogeneity by finding that eigenvalues were not identical across the process grid. In this case, the accuracy of the results from p?gesvd cannot be guaranteed.</p>

See Also

- [Driver Routines](#)
- [?bdsqr](#)
- [p?ormbr](#)
- [pxerbla](#)

p?sygvx

Computes selected eigenvalues and, optionally, eigenvectors of a real generalized symmetric definite eigenproblem.

Syntax

```
call pssygvx(ibtype, jobz, range, uplo, n, a, ia, ja, desca, b, ib, jb, descb,
vl, vu, il, iu, abstol, m, nz, w, orfac, z, iz, jz, descz, work, lwork, iwork,
liwork, ifail, iclustr, gap, info)
```

```
call pdsygvx(ibtype, jobz, range, uplo, n, a, ia, ja, desca, b, ib, jb, descb,
vl, vu, il, iu, abstol, m, nz, w, orfac, z, iz, jz, descz, work, lwork, iwork,
liwork, ifail, iclustr, gap, info)
```

Description

For C interface, this routine is declared in `mkl_scalapack.h` file.

The routine computes all the eigenvalues, and optionally, the eigenvectors of a real generalized symmetric-definite eigenproblem, of the form

$\text{sub}(A) * x = \lambda * \text{sub}(B) * x$, $\text{sub}(A) \text{ sub}(B) * x = \lambda * x$, or $\text{sub}(B) * \text{sub}(A) * x = \lambda * x$.

Here x denotes eigen vectors, λ (*lambda*) denotes eigenvalues, $\text{sub}(A)$ denoting $A(\text{ia}:\text{ia}+n-1, \text{ja}:\text{ja}+n-1)$ is assumed to symmetric, and $\text{sub}(B)$ denoting $B(\text{ib}:\text{ib}+n-1, \text{jb}:\text{jb}+n-1)$ is also positive definite.

Input Parameters

ibtype (global) INTEGER. Must be 1 or 2 or 3.
 Specifies the problem type to be solved:
 If *ibtype* = 1, the problem type is $\text{sub}(A) * x = \lambda * \text{sub}(B) * x$;
 If *ibtype* = 2, the problem type is $\text{sub}(A) * \text{sub}(B) * x = \lambda * x$;
 If *ibtype* = 3, the problem type is $\text{sub}(B) * \text{sub}(A) * x = \lambda * x$.

jobz (global). CHARACTER*1. Must be 'N' or 'V'.
 If *jobz* = 'N', then compute eigenvalues only.
 If *jobz* = 'V', then compute eigenvalues and eigenvectors.

<i>range</i>	<p>(global). CHARACTER*1. Must be 'A' or 'V' or 'I'.</p> <p>If <i>range</i> = 'A', the routine computes all eigenvalues.</p> <p>If <i>range</i> = 'V', the routine computes eigenvalues in the interval: [<i>vl</i>, <i>vu</i>]</p> <p>If <i>range</i> = 'I', the routine computes eigenvalues with indices <i>il</i> through <i>iu</i>.</p>
<i>uplo</i>	<p>(global). CHARACTER*1. Must be 'U' or 'L'.</p> <p>If <i>uplo</i> = 'U', arrays <i>a</i> and <i>b</i> store the upper triangles of sub(<i>A</i>) and sub(<i>B</i>);</p> <p>If <i>uplo</i> = 'L', arrays <i>a</i> and <i>b</i> store the lower triangles of sub(<i>A</i>) and sub(<i>B</i>).</p>
<i>n</i>	<p>(global). INTEGER. The order of the matrices sub(<i>A</i>) and sub(<i>B</i>), $n \geq 0$.</p>
<i>a</i>	<p>(local)</p> <p>REAL for pssygvx</p> <p>DOUBLE PRECISION for pdsygvx.</p> <p>Pointer into the local memory to an array of dimension (<i>lld_a</i>, <i>LOCc(ja+n-1)</i>). On entry, this array contains the local pieces of the <i>n</i>-by-<i>n</i> symmetric distributed matrix sub(<i>A</i>).</p> <p>If <i>uplo</i> = 'U', the leading <i>n</i>-by-<i>n</i> upper triangular part of sub(<i>A</i>) contains the upper triangular part of the matrix.</p> <p>If <i>uplo</i> = 'L', the leading <i>n</i>-by-<i>n</i> lower triangular part of sub(<i>A</i>) contains the lower triangular part of the matrix.</p>
<i>ia, ja</i>	<p>(global) INTEGER. The row and column indices in the global array <i>a</i> indicating the first row and the first column of the submatrix <i>A</i>, respectively.</p>
<i>desca</i>	<p>(global and local) INTEGER array, dimension (<i>dlen_</i>). The array descriptor for the distributed matrix <i>A</i>. If <i>desca(ctxt_)</i> is incorrect, p?sygvx cannot guarantee correct error reporting.</p>
<i>b</i>	<p>(local). REAL for pssygvx</p> <p>DOUBLE PRECISION for pdsygvx.</p>

Pointer into the local memory to an array of dimension $(lld_b, LOCC(jb+n-1))$. On entry, this array contains the local pieces of the n -by- n symmetric distributed matrix $sub(B)$.

If $uplo = 'U'$, the leading n -by- n upper triangular part of $sub(B)$ contains the upper triangular part of the matrix.

If $uplo = 'L'$, the leading n -by- n lower triangular part of $sub(A)$ contains the lower triangular part of the matrix.

ib, jb (global) INTEGER. The row and column indices in the global array b indicating the first row and the first column of the submatrix B , respectively.

descb (global and local) INTEGER array, dimension $(dlen_)$. The array descriptor for the distributed matrix B . $descb(ctxt_)$ must be equal to $desca(ctxt_)$.

vl, vu (global)
 REAL for pssygvx
 DOUBLE PRECISION for pdsygvx.
 If $range = 'V'$, the lower and upper bounds of the interval to be searched for eigenvalues.
 If $range = 'A'$ or $'I'$, vl and vu are not referenced.

il, iu (global)
 INTEGER.
 If $range = 'I'$, the indices in ascending order of the smallest and largest eigenvalues to be returned. Constraint:
 $il \geq 1, \min(il, n) \leq iu \leq n$
 If $range = 'A'$ or $'V'$, il and iu are not referenced.

abstol (global)
 REAL for pssygvx
 DOUBLE PRECISION for pdsygvx.
 If $jobz='V'$, setting $abstol$ to $p?lamch(context, 'U')$ yields the most orthogonal eigenvectors.
 The absolute error tolerance for the eigenvalues. An approximate eigenvalue is accepted as converged when it is determined to lie in an interval $[a, b]$ of width less than or equal to
 $abstol + eps * \max(|a|, |b|),$

where *eps* is the machine precision. If *abstol* is less than or equal to zero, then *eps**norm(T) will be used in its place, where norm(T) is the 1-norm of the tridiagonal matrix obtained by reducing *A* to tridiagonal form.

Eigenvalues will be computed most accurately when *abstol* is set to twice the underflow threshold $2 * p?lamch('S')$ not zero. If this routine returns with

$((mod(info,2).ne.0).or.*(mod(info/8,2).ne.0)),$
indicating that some eigenvalues or eigenvectors did not converge, try setting *abstol* to $2 * p?lamch('S')$.

orfac

(global).

REAL for pssygvx

DOUBLE PRECISION for pdsygvx.

Specifies which eigenvectors should be reorthogonalized. Eigenvectors that correspond to eigenvalues which are within $tol = orfac * norm(A)$ of each other are to be reorthogonalized. However, if the workspace is insufficient (see *lwork*), *tol* may be decreased until all eigenvectors to be reorthogonalized can be stored in one process. No reorthogonalization will be done if *orfac* equals zero. A default value of 1.0e-3 is used if *orfac* is negative. *orfac* should be identical on all processes.

iz, jz

(global) INTEGER. The row and column indices in the global array *z* indicating the first row and the first column of the submatrix *z*, respectively.

descz

(global and local) INTEGER array, dimension (*dlen_*). The array descriptor for the distributed matrix *Z*. *descz(ctxt_)* must equal *desca(ctxt_)*.

work

(local)

REAL for pssygvx

DOUBLE PRECISION for pdsygvx.

Workspace array, dimension (*lwork*)

lwork

(local) INTEGER.

Dimension of the array *work*. See below for definitions of variables used to define *lwork*.

If no eigenvectors are requested (*jobz* = 'N'), then *lwork* $\geq 5 * n + \max(5 * nn, NB * (np0 + 1))$.

If eigenvectors are requested (*jobz* = 'V'), then the amount of workspace required to guarantee that all eigenvectors are computed is:

$$lwork \geq 5*n + \max(5*nn, np0*mq0 + 2*nb*nb) + \text{iceil}(neig, NPROW*NPCOL)*nn.$$

The computed eigenvectors may not be orthogonal if the minimal workspace is supplied and *orfac* is too small. If you want to guarantee orthogonality at the cost of potentially poor performance you should add the following to *lwork*:

$$(clustersize-1)*n,$$

where *clustersize* is the number of eigenvalues in the largest cluster, where a cluster is defined as a set of close eigenvalues:

$$\{w(k), \dots, w(k+clustersize-1) \mid w(j+1) \leq w(j) + orfac*2*norm(A)\}$$

Variable definitions:

neig = number of eigenvectors requested,

nb = *desca*(*mb_*) = *desca*(*nb_*) = *descz*(*mb_*) = *descz*(*nb_*),

nn = max(*n*, *nb*, 2),

desca(*rsrc_*) = *desca*(*nb_*) = *descz*(*rsrc_*) = *descz*(*csrc_*) = 0,

np0 = numroc(*nn*, *nb*, 0, 0, NPROW),

mq0 = numroc(max(*neig*, *nb*, 2), *nb*, 0, 0, NPCOL)

iceil(*x*, *y*) is a ScaLAPACK function returning ceiling(*x*/*y*)

If *lwork* is too small to guarantee orthogonality, *p?syevx* attempts to maintain orthogonality in the clusters with the smallest spacing between the eigenvalues.

If *lwork* is too small to compute all the eigenvectors requested, no computation is performed and *info*= -23 is returned.

Note that when *range*='V', number of requested eigenvectors are not known until the eigenvalues are computed. In this case and if *lwork* is large enough to compute the eigenvalues, *p?sygvx* computes the eigenvalues and as many eigenvectors as possible.

Greater performance can be achieved if adequate workspace is provided. In some situations, performance can decrease as the provided workspace increases above the workspace amount shown below:

```
lwork ≥ max(lwork, 5*n + nsytrd_lwopt,
nsygst_lwopt), where
lwork, as defined previously, depends upon the number of
eigenvectors requested, and
nsytrd_lwopt = n + 2*(anb+1)*(4*nps+2) +
(nps+3)*nps
nsygst_lwopt = 2*np0*nb + nq0*nb + nb*nb
anb = pjlalenv(desca(ctxt_), 3, p?sytrd 'L',
0, 0, 0, 0)
sqnpc = int(sqrt(dble(NPROW * NPCOL)))
nps = max(numroc(n, 1, 0, 0, sqnpc), 2*anb)
NB = desca(mb_)
np0 = numroc(n, nb, 0, 0, NPROW)
nq0 = numroc(n, nb, 0, 0, NPCOL)
numroc is a ScaLAPACK tool functions;
pjlalenv is a ScaLAPACK environmental inquiry function
MYROW, MYCOL, NPROW and NPCOL can be determined by
calling the subroutine blacs_gridinfo.
```

For large n , no extra workspace is needed, however the biggest boost in performance comes for small n , so it is wise to provide the extra workspace (typically less than a Megabyte per process).

If $clustersize \geq n/\sqrt{NPROW \cdot NPCOL}$, then providing enough space to compute all the eigenvectors orthogonally will cause serious degradation in performance. At the limit (that is, $clustersize = n-1$) `p?stein` will perform no better than `?stein` on a single processor.

For $clustersize = n/\sqrt{NPROW \cdot NPCOL}$ reorthogonalizing all eigenvectors will increase the total execution time by a factor of 2 or more.

For $clustersize > n/\sqrt{NPROW*NPCOL}$ execution time will grow as the square of the cluster size, all other factors remaining equal and assuming enough workspace. Less workspace means less reorthogonalization but faster execution.

If $lwork = -1$, then $lwork$ is global input and a workspace query is assumed; the routine only calculates the size required for optimal performance for all work arrays. Each of these values is returned in the first entry of the corresponding work arrays, and no error message is issued by `pxerbla`.

iwork

(local) INTEGER. Workspace array.

liwork

(local) INTEGER, dimension of *iwork*.

$liwork \geq 6*nnp$

Where:

$nnp = \max(n, NPROW*NPCOL + 1, 4)$

If $liwork = -1$, then $liwork$ is global input and a workspace query is assumed; the routine only calculates the minimum and optimal size for all work arrays. Each of these values is returned in the first entry of the corresponding work array, and no error message is issued by `pxerbla`.

Output Parameters

a

On exit,

If $jobz = 'V'$, and if $info = 0$, $\text{sub}(A)$ contains the distributed matrix Z of eigenvectors. The eigenvectors are normalized as follows:

for $ibtype = 1$ or 2 , $Z^T * \text{sub}(B) * Z = I$;

for $ibtype = 3$, $Z^T * \text{inv}(\text{sub}(B)) * Z = I$.

If $jobz = 'N'$, then on exit the upper triangle (if $uplo='U'$) or the lower triangle (if $uplo='L'$) of $\text{sub}(A)$, including the diagonal, is destroyed.

b

On exit, if $info \leq n$, the part of $\text{sub}(B)$ containing the matrix is overwritten by the triangular factor U or L from the Cholesky factorization $\text{sub}(B) = U^T * U$ or $\text{sub}(B) = L * L^T$.

<i>m</i>	(global) INTEGER. The total number of eigenvalues found, $0 \leq m \leq n$.
<i>nz</i>	(global) INTEGER. Total number of eigenvectors computed. $0 \leq nz \leq m$. The number of columns of <i>z</i> that are filled. If <i>jobz</i> \neq 'V', <i>nz</i> is not referenced. If <i>jobz</i> = 'V', <i>nz</i> = <i>m</i> unless the user supplies insufficient space and p?sygvx is not able to detect this before beginning computation. To get all the eigenvectors requested, the user must supply both sufficient space to hold the eigenvectors in <i>z</i> (<i>m.le.descz(n_)</i>) and sufficient workspace to compute them. (See <i>lwork</i> below.) p?sygvx is always able to detect insufficient space without computation unless <i>range.eq.</i> 'V'.
<i>w</i>	(global) REAL for pssygvx DOUBLE PRECISION for pdsygvx. Array, DIMENSION (<i>n</i>). On normal exit, the first <i>m</i> entries contain the selected eigenvalues in ascending order.
<i>z</i>	(local). REAL for pssygvx DOUBLE PRECISION for pdsygvx. global dimension (<i>n, n</i>), local dimension (<i>lld_z, LOCC(jz+n-1)</i>). If <i>jobz</i> = 'V', then on normal exit the first <i>m</i> columns of <i>z</i> contain the orthonormal eigenvectors of the matrix corresponding to the selected eigenvalues. If an eigenvector fails to converge, then that column of <i>z</i> contains the latest approximation to the eigenvector, and the index of the eigenvector is returned in <i>ifail</i> . If <i>jobz</i> = 'N', then <i>z</i> is not referenced.
<i>work</i>	If <i>jobz</i> ='N' <i>work</i> (1) = optimal amount of workspace required to compute eigenvalues efficiently If <i>jobz</i> = 'V' <i>work</i> (1) = optimal amount of workspace required to compute eigenvalues and eigenvectors efficiently with no guarantee on orthogonality.

If *range*='V', it is assumed that all eigenvectors may be required.

ifail (global) INTEGER.
 Array, DIMENSION (*n*).
ifail provides additional information when *info.ne.0*
 If $(\text{mod}(\text{info}/16, 2) \neq 0)$ then *ifail*(1) indicates the order of the smallest minor which is not positive definite. If $(\text{mod}(\text{info}, 2) \neq 0)$ on exit, then *ifail* contains the indices of the eigenvectors that failed to converge.
 If neither of the above error conditions hold and *jobz* = 'V', then the first *m* elements of *ifail* are set to zero.

iclustr (global) INTEGER.
 Array, DIMENSION (2*NPROW*NPCOL). This array contains indices of eigenvectors corresponding to a cluster of eigenvalues that could not be reorthogonalized due to insufficient workspace (see *lwork*, *orfac* and *info*).
 Eigenvectors corresponding to clusters of eigenvalues indexed *iclustr*(2*i-1) to *iclustr*(2*i), could not be reorthogonalized due to lack of workspace. Hence the eigenvectors corresponding to these clusters may not be orthogonal. *iclustr*() is a zero terminated array.
 (*iclustr*(2*k) $\neq 0$ and *iclustr*(2*k+1) $= 0$) if and only if *k* is the number of clusters *iclustr* is not referenced if *jobz* = 'N'.

gap (global)
 REAL for pssygvx
 DOUBLE PRECISION for pdsygvx.
 Array, DIMENSION (NPROW*NPCOL). This array contains the gap between eigenvalues whose eigenvectors could not be reorthogonalized. The output values in this array correspond to the clusters indicated by the array *iclustr*. As a result, the dot product between eigenvectors corresponding to the *i*-th cluster may be as high as $(C*n)/\text{gap}(i)$, where *C* is a small constant.

info (global) INTEGER.
 If *info* = 0, the execution is successful.

If *info* < 0: the *i*-th argument is an array and the *j*-entry had an illegal value, then *info* = $-(i*100+j)$, if the *i*-th argument is a scalar and had an illegal value, then *info* = $-i$.

If *info* > 0:

If $(\text{mod}(\text{info}, 2) \neq 0)$, then one or more eigenvectors failed to converge. Their indices are stored in *ifail*.

If $(\text{mod}(\text{info}, 2, 2) \neq 0)$, then eigenvectors corresponding to one or more clusters of eigenvalues could not be reorthogonalized because of insufficient workspace. The indices of the clusters are stored in the array *iclustr*.

If $(\text{mod}(\text{info}/4, 2) \neq 0)$, then space limit prevented p?sygvx from computing all of the eigenvectors between *vl* and *vu*. The number of eigenvectors computed is returned in *nz*.

If $(\text{mod}(\text{info}/8, 2) \neq 0)$, then p?stebz failed to compute eigenvalues.

If $(\text{mod}(\text{info}/16, 2) \neq 0)$, then *B* was not positive definite. *ifail*(1) indicates the order of the smallest minor which is not positive definite.

p?hegvx

Computes selected eigenvalues and, optionally, eigenvectors of a complex generalized Hermitian definite eigenproblem.

Syntax

```
call pchegvx(ibtype, jobz, range, uplo, n, a, ia, ja, desca, b, ib, jb, descb,
vl, vu, il, iu, abstol, m, nz, w, orfac, z, iz, jz, descz, work, lwork, rwork,
lrwork, iwork, liwork, ifail, iclustr, gap, info)
```

```
call pzhegvx(ibtype, jobz, range, uplo, n, a, ia, ja, desca, b, ib, jb, descb,
vl, vu, il, iu, abstol, m, nz, w, orfac, z, iz, jz, descz, work, lwork, rwork,
lrwork, iwork, liwork, ifail, iclustr, gap, info)
```

Description

For C interface, this routine is declared in `mkl_scalapack.h` file.

The routine computes all the eigenvalues, and optionally, the eigenvectors of a complex generalized Hermitian-definite eigenproblem, of the form

$$\text{sub}(A) * x = \lambda * \text{sub}(B) * x, \quad \text{sub}(A) * \text{sub}(B) * x = \lambda * x, \quad \text{or} \quad \text{sub}(B) * \text{sub}(A) * x = \lambda * x.$$

Here $\text{sub}(A)$ denoting $A(\text{ia}:\text{ia}+n-1, \text{ja}:\text{ja}+n-1)$ and $\text{sub}(B)$ are assumed to be Hermitian and $\text{sub}(B)$ denoting $B(\text{ib}:\text{ib}+n-1, \text{jb}:\text{jb}+n-1)$ is also positive definite.

Input Parameters

<i>ibtype</i>	(global) INTEGER. Must be 1 or 2 or 3. Specifies the problem type to be solved: If <i>ibtype</i> = 1, the problem type is $\text{sub}(A) * x = \lambda * \text{sub}(B) * x$; If <i>ibtype</i> = 2, the problem type is $\text{sub}(A) * \text{sub}(B) * x = \lambda * x$; If <i>ibtype</i> = 3, the problem type is $\text{sub}(B) * \text{sub}(A) * x = \lambda * x$.
<i>jobz</i>	(global). CHARACTER*1. Must be 'N' or 'V'. If <i>jobz</i> = 'N', then compute eigenvalues only. If <i>jobz</i> = 'V', then compute eigenvalues and eigenvectors.
<i>range</i>	(global). CHARACTER*1. Must be 'A' or 'V' or 'I'. If <i>range</i> = 'A', the routine computes all eigenvalues. If <i>range</i> = 'V', the routine computes eigenvalues in the interval: [<i>vl</i> , <i>vu</i>] If <i>range</i> = 'I', the routine computes eigenvalues with indices <i>il</i> through <i>iu</i> .
<i>uplo</i>	(global). CHARACTER*1. Must be 'U' or 'L'. If <i>uplo</i> = 'U', arrays <i>a</i> and <i>b</i> store the upper triangles of $\text{sub}(A)$ and $\text{sub}(B)$; If <i>uplo</i> = 'L', arrays <i>a</i> and <i>b</i> store the lower triangles of $\text{sub}(A)$ and $\text{sub}(B)$.
<i>n</i>	(global). INTEGER. The order of the matrices $\text{sub}(A)$ and $\text{sub}(B)$ ($n \geq 0$).
<i>a</i>	(local) COMPLEX for pchegvx DOUBLE COMPLEX for pzhegvx.

	<p>Pointer into the local memory to an array of dimension $(lld_a, LOCC(ja+n-1))$. On entry, this array contains the local pieces of the n-by-n Hermitian distributed matrix $sub(A)$. If $uplo = 'U'$, the leading n-by-n upper triangular part of $sub(A)$ contains the upper triangular part of the matrix. If $uplo = 'L'$, the leading n-by-n lower triangular part of $sub(A)$ contains the lower triangular part of the matrix.</p>
<i>ia, ja</i>	<p>(global) INTEGER. The row and column indices in the global array <i>a</i> indicating the first row and the first column of the submatrix <i>A</i>, respectively.</p>
<i>desca</i>	<p>(global and local) INTEGER array, dimension $(dlen_)$. The array descriptor for the distributed matrix <i>A</i>. If $desca(ctxt_)$ is incorrect, p?hegvx cannot guarantee correct error reporting.</p>
<i>b</i>	<p>(local). COMPLEX for pchegvx DOUBLE COMPLEX for pzhegvx. Pointer into the local memory to an array of dimension $(lld_b, LOCC(jb+n-1))$. On entry, this array contains the local pieces of the n-by-n Hermitian distributed matrix $sub(B)$. If $uplo = 'U'$, the leading n-by-n upper triangular part of $sub(B)$ contains the upper triangular part of the matrix. If $uplo = 'L'$, the leading n-by-n lower triangular part of $sub(B)$ contains the lower triangular part of the matrix.</p>
<i>ib, jb</i>	<p>(global) INTEGER. The row and column indices in the global array <i>b</i> indicating the first row and the first column of the submatrix <i>B</i>, respectively.</p>
<i>descb</i>	<p>(global and local) INTEGER array, dimension $(dlen_)$. The array descriptor for the distributed matrix <i>B</i>. $descb(ctxt_)$ must be equal to $desca(ctxt_)$.</p>
<i>vl, vu</i>	<p>(global) REAL for pchegvx DOUBLE PRECISION for pzhegvx.</p>

If *range* = 'V', the lower and upper bounds of the interval to be searched for eigenvalues.
 If *range* = 'A' or 'I', *vl* and *vu* are not referenced.

il, iu
 (global)
 INTEGER.
 If *range* = 'I', the indices in ascending order of the smallest and largest eigenvalues to be returned. Constraint:
 $il \geq 1, \min(il, n) \leq iu \leq n$
 If *range* = 'A' or 'V', *il* and *iu* are not referenced.

abstol
 (global)
 REAL for pchegvx
 DOUBLE PRECISION for pzhegvx.
 If *jobz*='V', setting *abstol* to $p?lamch(context, 'U')$ yields the most orthogonal eigenvectors.
 The absolute error tolerance for the eigenvalues. An approximate eigenvalue is accepted as converged when it is determined to lie in an interval $[a, b]$ of width less than or equal to
 $abstol + eps * \max(|a|, |b|)$,
 where *eps* is the machine precision. If *abstol* is less than or equal to zero, then $eps * \text{norm}(T)$ will be used in its place, where $\text{norm}(T)$ is the 1-norm of the tridiagonal matrix obtained by reducing *A* to tridiagonal form.
 Eigenvalues will be computed most accurately when *abstol* is set to twice the underflow threshold $2 * p?lamch('S')$ not zero. If this routine returns with
 $(\text{mod}(\text{info}, 2) \neq 0) \text{ or } * (\text{mod}(\text{info}/8, 2) \neq 0)$,
 indicating that some eigenvalues or eigenvectors did not converge, try setting *abstol* to $2 * p?lamch('S')$.

orfac
 (global).
 REAL for pchegvx
 DOUBLE PRECISION for pzhegvx.
 Specifies which eigenvectors should be reorthogonalized. Eigenvectors that correspond to eigenvalues which are within $\text{tol} = \text{orfac} * \text{norm}(A)$ of each other are to be reorthogonalized. However, if the workspace is insufficient (see *lwork*), *tol* may be decreased until all eigenvectors to be reorthogonalized can be stored in one process. No

reorthogonalization will be done if *orfac* equals zero. A default value of 1.0E-3 is used if *orfac* is negative. *orfac* should be identical on all processes.

iz, jz (global) INTEGER. The row and column indices in the global array *z* indicating the first row and the first column of the submatrix *z*, respectively.

descz (global and local) INTEGER array, dimension (*dlen_*). The array descriptor for the distributed matrix *Z*. *descz*(*ctxt_*) must equal *desca*(*ctxt_*).

work (local)
COMPLEX for *pchegvx*
DOUBLE COMPLEX for *pzhegvx*.
Workspace array, dimension (*lwork*)

lwork (local).
INTEGER. The dimension of the array *work*.
If only eigenvalues are requested:
 $lwork \geq n + \max(NB * (np0 + 1), 3)$
If eigenvectors are requested:
 $lwork \geq n + (np0 + mq0 + NB) * NB$
with $nq0 = \text{numroc}(nn, NB, 0, 0, NPCOL)$.
For optimal performance, greater workspace is needed, that is
 $lwork \geq \max(lwork, n, nhetr_lwopt, nhegst_lwopt)$
where *lwork* is as defined above, and
 $nhetr_lwork = 2 * (anb + 1) * (4 * nps + 2) + (nps + 1) * nps;$
 $nhegst_lwopt = 2 * np0 * nb + nq0 * nb + nb * nb$
 $nb = \text{desca}(mb_)$
 $np0 = \text{numroc}(n, nb, 0, 0, NPROW)$
 $nq0 = \text{numroc}(n, nb, 0, 0, NPCOL)$
 $ictxt = \text{desca}(ctxt_)$
 $anb = \text{pjl}aenv(ictxt, 3, 'p?hettrd', 'L', 0, 0, 0, 0)$
 $sqnpc = \text{sqrt}(\text{dble}(NPROW * NPCOL))$
 $nps = \max(\text{numroc}(n, 1, 0, 0, sqnpc), 2 * anb)$
numroc is a ScaLAPACK tool functions;

`pjlaenv` is a ScaLAPACK environmental inquiry function
`MYROW`, `MYCOL`, `NPROW` and `NPCOL` can be determined by
calling the subroutine `blacs_gridinfo`.
If `lwork = -1`, then `lwork` is global input and a workspace
query is assumed; the routine only calculates the size
required for optimal performance for all work arrays. Each
of these values is returned in the first entry of the
corresponding work arrays, and no error message is issued
by `pxerbla`.

`rwork`

(local)

REAL for `pchegvx`

DOUBLE PRECISION for `pzhgvx`.

Workspace array, DIMENSION (`lrwork`).

`lrwork`

(local) INTEGER. The dimension of the array `rwork`.

See below for definitions of variables used to define `lrwork`.

If no eigenvectors are requested (`jobz = 'N'`), then

$$lrwork \geq 5*nn+4*n$$

If eigenvectors are requested (`jobz = 'V'`), then the
amount of workspace required to guarantee that all
eigenvectors are computed is:

$$lrwork \geq 4*n + \max(5*nn, np0*mq0) + \text{iceil}(neig, \\ NPROW*NPCOL)*nn$$

The computed eigenvectors may not be orthogonal if the
minimal workspace is supplied and `orfac` is too small. If
you want to guarantee orthogonality (at the cost of
potentially poor performance) you should add the following
value to `lrwork`:

$$(clustersize-1)*n,$$

where `clustersize` is the number of eigenvalues in the
largest cluster, where a cluster is defined as a set of close
eigenvalues:

$$\{w(k), \dots, w(k+clustersize-1) \mid w(j+1) \leq \\ w(j) + orfac*2*norm(A)\}$$

Variable definitions:

`neig` = number of eigenvectors requested;

`nb` = `desca(mb_)` = `desca(nb_)` = `descz(mb_)` =
`descz(nb_)`;

```
nn = max(n, nb, 2);
desca(rsrc_) = desca(nb_) = descz(rsrc_) =
descz(csrc_) = 0;
np0 = numroc(nn, nb, 0, 0, NPROW);
mq0 = numroc(max(neig, nb, 2), nb, 0, 0, NPCOL);
iceil(x, y) is a ScaLAPACK function returning ceiling(x/y).
```

When *lrwork* is too small:

If *lwork* is too small to guarantee orthogonality, p?hegvx attempts to maintain orthogonality in the clusters with the smallest spacing between the eigenvalues.

If *lwork* is too small to compute all the eigenvectors requested, no computation is performed and *info*= -25 is returned. Note that when *range*='V', p?hegvx does not know how many eigenvectors are requested until the eigenvalues are computed. Therefore, when *range*='V' and as long as *lwork* is large enough to allow p?hegvx to compute the eigenvalues, p?hegvx will compute the eigenvalues and as many eigenvectors as it can.

Relationship between workspace, orthogonality & performance:

If *clustersize* > $n/\sqrt{\text{NPROW} \times \text{NPCOL}}$, then providing enough space to compute all the eigenvectors orthogonally will cause serious degradation in performance. In the limit (that is, *clustersize* = $n-1$) p?stein will perform no better than ?stein on 1 processor.

For *clustersize* = $n/\sqrt{\text{NPROW} \times \text{NPCOL}}$ reorthogonalizing all eigenvectors will increase the total execution time by a factor of 2 or more.

For *clustersize* > $n/\sqrt{\text{NPROW} \times \text{NPCOL}}$ execution time will grow as the square of the cluster size, all other factors remaining equal and assuming enough workspace. Less workspace means less reorthogonalization but faster execution.

If *lwork* = -1, then *lrwork* is global input and a workspace query is assumed; the routine only calculates the size required for optimal performance for all work arrays. Each of these values is returned in the first entry of the corresponding work arrays, and no error message is issued by p?xerbla.

iwork (local) INTEGER. Workspace array.
liwork (local) INTEGER, dimension of *iwork*.
 $liwork \geq 6 * nnp$
 Where: $nnp = \max(n, NPROW * NPCOL + 1, 4)$
 If *liwork* = -1, then *liwork* is global input and a workspace query is assumed; the routine only calculates the minimum and optimal size for all work arrays. Each of these values is returned in the first entry of the corresponding work array, and no error message is issued by p_xerbla.

Output Parameters

a On exit, if *jobz* = 'V', then if *info* = 0, sub(*A*) contains the distributed matrix *Z* of eigenvectors.
 The eigenvectors are normalized as follows:
 If *ibtype* = 1 or 2, then $Z^H * \text{sub}(B) * Z = I$;
 If *ibtype* = 3, then $Z^H * \text{inv}(\text{sub}(B)) * Z = I$.
 If *jobz* = 'N', then on exit the upper triangle (if *uplo*='U') or the lower triangle (if *uplo*='L') of sub(*A*), including the diagonal, is destroyed.

b On exit, if *info* ≤ *n*, the part of sub(*B*) containing the matrix is overwritten by the triangular factor *U* or *L* from the Cholesky factorization $\text{sub}(B) = U^H * U$, or $\text{sub}(B) = L * L^H$.

m (global) INTEGER. The total number of eigenvalues found,
 $0 \leq m \leq n$.

nz (global) INTEGER. Total number of eigenvectors computed.
 $0 < nz < m$. The number of columns of *z* that are filled.
 If *jobz* ≠ 'V', *nz* is not referenced.
 If *jobz* = 'V', *nz* = *m* unless the user supplies insufficient space and p_?hegvx is not able to detect this before beginning computation. To get all the eigenvectors requested, the user must supply both sufficient space to hold the eigenvectors in *z* (*m*. *ie.* *descz*(*n*)) and

sufficient workspace to compute them. (See *lwork* below.)
The routine `p?hegvx` is always able to detect insufficient space without computation unless *range* = 'V'.

w (global)
REAL for `pchegvx`
DOUBLE PRECISION for `pzhegvx`.
Array, DIMENSION (*n*). On normal exit, the first *m* entries contain the selected eigenvalues in ascending order.

z (local).
COMPLEX for `pchegvx`
DOUBLE COMPLEX for `pzhegvx`.
global dimension (*n, n*), local dimension (*lld_z*, *LOCc(jz+n-1)*).
If *jobz* = 'V', then on normal exit the first *m* columns of *z* contain the orthonormal eigenvectors of the matrix corresponding to the selected eigenvalues. If an eigenvector fails to converge, then that column of *z* contains the latest approximation to the eigenvector, and the index of the eigenvector is returned in *ifail*.
If *jobz* = 'N', then *z* is not referenced.

work On exit, *work*(1) returns the optimal amount of workspace.

rwork On exit, *rwork*(1) contains the amount of workspace required for optimal efficiency
If *jobz*='N' *rwork*(1) = optimal amount of workspace required to compute eigenvalues efficiently
If *jobz*='V' *rwork*(1) = optimal amount of workspace required to compute eigenvalues and eigenvectors efficiently with no guarantee on orthogonality.
If *range*='V', it is assumed that all eigenvectors may be required when computing optimal workspace.

ifail (global) INTEGER.
Array, DIMENSION (*n*).
ifail provides additional information when *info.ne.0*
If (*mod(info/16,2).ne.0*), then *ifail*(1) indicates the order of the smallest minor which is not positive definite.
If (*mod(info,2).ne.0*) on exit, then *ifail*(1) contains the indices of the eigenvectors that failed to converge.

If neither of the above error conditions are held, and *jobz* = 'V', then the first *m* elements of *ifail* are set to zero.

iclustr (global) INTEGER.
 Array, DIMENSION (2*NPROW*NPCOL). This array contains indices of eigenvectors corresponding to a cluster of eigenvalues that could not be reorthogonalized due to insufficient workspace (see *lwork*, *orfac* and *info*). Eigenvectors corresponding to clusters of eigenvalues indexed *iclustr*(2*i-1) to *iclustr*(2*i), could not be reorthogonalized due to lack of workspace. Hence the eigenvectors corresponding to these clusters may not be orthogonal.
iclustr() is a zero terminated array.
iclustr(2*k) .ne. 0 .and. *iclustr*(2*k+1) .eq. 0) if and only if *k* is the number of clusters.
iclustr is not referenced if *jobz* = 'N'.

gap (global)
 REAL for pchegvx
 DOUBLE PRECISION for pzhegvx.
 Array, DIMENSION (NPROW*NPCOL).
 This array contains the gap between eigenvalues whose eigenvectors could not be reorthogonalized. The output values in this array correspond to the clusters indicated by the array *iclustr*. As a result, the dot product between eigenvectors corresponding to the *i*-th cluster may be as high as $(C*n)/gap(i)$, where *C* is a small constant.

info (global) INTEGER.
 If *info* = 0, the execution is successful.
 If *info* < 0: the *i*-th argument is an array and the *j*-entry had an illegal value, then *info* = -(i*100+j), if the *i*-th argument is a scalar and had an illegal value, then *info* = -i.
 If *info* > 0:
 If (mod(*info*,2) .ne. 0), then one or more eigenvectors failed to converge. Their indices are stored in *ifail*.

If $(\text{mod}(\text{info}, 2, 2) \neq 0)$, then eigenvectors corresponding to one or more clusters of eigenvalues could not be reorthogonalized because of insufficient workspace. The indices of the clusters are stored in the array *iclustr*.

If $(\text{mod}(\text{info}/4, 2) \neq 0)$, then space limit prevented *p?sygvx* from computing all of the eigenvectors between *vl* and *vu*. The number of eigenvectors computed is returned in *nz*.

If $(\text{mod}(\text{info}/8, 2) \neq 0)$, then *p?stebz* failed to compute eigenvalues.

If $(\text{mod}(\text{info}/16, 2) \neq 0)$, then *B* was not positive definite. *ifail(1)* indicates the order of the smallest minor which is not positive definite.

ScaLAPACK Auxiliary and Utility Routines

7

This chapter describes the Intel® Math Kernel Library implementation of ScaLAPACK [Auxiliary Routines](#) and [Utility Functions and Routines](#). The library includes routines for both real and complex data.



NOTE. ScaLAPACK routines are provided only with Intel® MKL versions for Linux* and Windows* OSs.

Routine naming conventions, mathematical notation, and matrix storage schemes used for ScaLAPACK auxiliary and utility routines are the same as described in previous chapters. Some routines and functions may have combined character codes, such as `sc` or `dz`. For example, the routine `pscsum1` uses a complex input array and returns a real value.

Auxiliary Routines

Table 7-1 ScaLAPACK Auxiliary Routines

Routine Name	Data Types	Description
<code>p_?lacgv</code>	<code>c, z</code>	Conjugates a complex vector.
<code>p_?max1</code>	<code>c, z</code>	Finds the index of the element whose real part has maximum absolute value (similar to the Level 1 PBLAS <code>p_?amax</code> , but using the absolute value to the real part).
<code>?combamax1</code>	<code>c, z</code>	Finds the element with maximum real part absolute value and its corresponding global index.
<code>p_?sum1</code>	<code>sc, dz</code>	Forms the 1-norm of a complex vector similar to Level 1 PBLAS <code>p_?asum</code> , but using the true absolute value.
<code>p_?dbtrsv</code>	<code>s, d, c, z</code>	Computes an <i>LU</i> factorization of a general tridiagonal matrix with no pivoting. The routine is called by <code>p_?dbtrs</code> .
<code>p_?dttrsv</code>	<code>s, d, c, z</code>	Computes an <i>LU</i> factorization of a general band matrix, using partial pivoting with row interchanges. The routine is called by <code>p_?dttrs</code> .

Routine Name	Data Types	Description
p?gebd2	s, d, c, z	Reduces a general rectangular matrix to real bidiagonal form by an orthogonal/unitary transformation (unblocked algorithm).
p?gehd2	s, d, c, z	Reduces a general matrix to upper Hessenberg form by an orthogonal/unitary similarity transformation (unblocked algorithm).
p?gelq2	s, d, c, z	Computes an LQ factorization of a general rectangular matrix (unblocked algorithm).
p?geql2	s, d, c, z	Computes a QL factorization of a general rectangular matrix (unblocked algorithm).
p?geqr2	s, d, c, z	Computes a QR factorization of a general rectangular matrix (unblocked algorithm).
p?gerq2	s, d, c, z	Computes an RQ factorization of a general rectangular matrix (unblocked algorithm).
p?getf2	s, d, c, z	Computes an LU factorization of a general matrix, using partial pivoting with row interchanges (local blocked algorithm).
p?labrd	s, d, c, z	Reduces the first nb rows and columns of a general rectangular matrix A to real bidiagonal form by an orthogonal/unitary transformation, and returns auxiliary matrices that are needed to apply the transformation to the unreduced part of A.
p?lacon	s, d, c, z	Estimates the 1-norm of a square matrix, using the reverse communication for evaluating matrix-vector products.
p?laconsb	s, d	Looks for two consecutive small subdiagonal elements.
p?lACP2	s, d, c, z	Copies all or part of a distributed matrix to another distributed matrix.
p?lACP3	s, d	Copies from a global parallel array into a local replicated array or vice versa.

Routine Name	Data Types	Description
p?lacpy	s, d, c, z	Copies all or part of one two-dimensional array to another.
p?laevswp	s, d, c, z	Moves the eigenvectors from where they are computed to ScaLAPACK standard block cyclic array.
p?lahrd	s, d, c, z	Reduces the first nb columns of a general rectangular matrix A so that elements below the k^{th} subdiagonal are zero, by an orthogonal/unitary transformation, and returns auxiliary matrices that are needed to apply the transformation to the unreduced part of A.
p?laiect	s, d, c, z	Exploits IEEE arithmetic to accelerate the computations of eigenvalues. (C interface function).
p?lange	s, d, c, z	Returns the value of the 1-norm, Frobenius norm, infinity-norm, or the largest absolute value of any element, of a general rectangular matrix.
p?lanhs	s, d, c, z	Returns the value of the 1-norm, Frobenius norm, infinity-norm, or the largest absolute value of any element, of an upper Hessenberg matrix.
p?lansy, p?lanhe	$s, d, c, z/c, z$	Returns the value of the 1-norm, Frobenius norm, infinity-norm, or the largest absolute value of any element of a real symmetric or complex Hermitian matrix.
p?lantr	s, d, c, z	Returns the value of the 1-norm, Frobenius norm, infinity-norm, or the largest absolute value of any element, of a triangular matrix.
p?lapiv	s, d, c, z	Applies a permutation matrix to a general distributed matrix, resulting in row or column pivoting.
p?laqge	s, d, c, z	Scales a general rectangular matrix, using row and column scaling factors computed by p?geequ .
p?laqsy	s, d, c, z	Scales a symmetric/Hermitian matrix, using scaling factors computed by p?poequ .

Routine Name	Data Types	Description
p?lared1d	s, d	Redistributes an array assuming that the input array <i>bycol</i> is distributed across rows and that all process columns contain the same copy of <i>bycol</i> .
p?lared2d	s, d	Redistributes an array assuming that the input array <i>byrow</i> is distributed across columns and that all process rows contain the same copy of <i>byrow</i> .
p?larf	s, d, c, z	Applies an elementary reflector to a general rectangular matrix.
p?larfb	s, d, c, z	Applies a block reflector or its transpose/conjugate-transpose to a general rectangular matrix.
p?larfc	c, z	Applies the conjugate transpose of an elementary reflector to a general matrix.
p?larfg	s, d, c, z	Generates an elementary reflector (Householder matrix).
p?larft	s, d, c, z	Forms the triangular vector T of a block reflector $H=I-VTV^H$
p?larz	s, d, c, z	Applies an elementary reflector as returned by p?tzrzf to a general matrix.
p?larzb	s, d, c, z	Applies a block reflector or its transpose/conjugate-transpose as returned by p?tzrzf to a general matrix.
p?larzc	c, z	Applies (multiplies by) the conjugate transpose of an elementary reflector as returned by p?tzrzf to a general matrix.
p?larzt	s, d, c, z	Forms the triangular factor T of a block reflector $H=I-VTV^H$ as returned by p?tzrzf .
p?lascl	s, d, c, z	Multiplies a general rectangular matrix by a real scalar defined as C_{to}/C_{from} .

Routine Name	Data Types	Description
<code>p?laset</code>	s, d, c, z	Initializes the off-diagonal elements of a matrix to α and the diagonal elements to β .
<code>p?lasmsub</code>	s, d	Looks for a small subdiagonal element from the bottom of the matrix that it can safely set to zero.
<code>p?lassq</code>	s, d, c, z	Updates a sum of squares represented in scaled form.
<code>p?laswp</code>	s, d, c, z	Performs a series of row interchanges on a general rectangular matrix.
<code>p?latra</code>	s, d, c, z	Computes the trace of a general square distributed matrix.
<code>p?latrd</code>	s, d, c, z	Reduces the first nb rows and columns of a symmetric/Hermitian matrix A to real tridiagonal form by an orthogonal/unitary similarity transformation.
<code>p?latrz</code>	s, d, c, z	Reduces an upper trapezoidal matrix to upper triangular form by means of orthogonal/unitary transformations.
<code>p?lauu2</code>	s, d, c, z	Computes the product UU^H or $L^H L$, where U and L are upper or lower triangular matrices (local unblocked algorithm).
<code>p?lauum</code>	s, d, c, z	Computes the product UU^H or $L^H L$, where U and L are upper or lower triangular matrices.
<code>p?lawil</code>	s, d	Forms the Wilkinson transform.
<code>p?org2l/p?ung2l</code>	s, d, c, z	Generates all or part of the orthogonal/unitary matrix Q from a QL factorization determined by <code>p?geqlf</code> (unblocked algorithm).
<code>p?org2r/p?ung2r</code>	s, d, c, z	Generates all or part of the orthogonal/unitary matrix Q from a QR factorization determined by <code>p?geqrf</code> (unblocked algorithm).
<code>p?orgl2/p?ungl2</code>	s, d, c, z	Generates all or part of the orthogonal/unitary matrix Q from an LQ factorization determined by <code>p?gelqf</code> (unblocked algorithm).

Routine Name	Data Types	Description
p?orgr2/p?ungr2	s, d, c, z	Generates all or part of the orthogonal/unitary matrix Q from an RQ factorization determined by p?gerqf (unblocked algorithm).
p?orm2l/p?unm2l	s, d, c, z	Multiplies a general matrix by the orthogonal/unitary matrix from a QL factorization determined by p?geqlf (unblocked algorithm).
p?orm2r/p?unm2r	s, d, c, z	Multiplies a general matrix by the orthogonal/unitary matrix from a QR factorization determined by p?geqrf (unblocked algorithm).
p?orml2/p?unml2	s, d, c, z	Multiplies a general matrix by the orthogonal/unitary matrix from an LQ factorization determined by p?gelqf (unblocked algorithm).
p?ormr2/p?unmr2	s, d, c, z	Multiplies a general matrix by the orthogonal/unitary matrix from an RQ factorization determined by p?gerqf (unblocked algorithm).
p?pbtrsv	s, d, c, z	Solves a single triangular linear system via frontsolve or backsolve where the triangular matrix is a factor of a banded matrix computed by p?pbtrf .
p?pttrsv	s, d, c, z	Solves a single triangular linear system via frontsolve or backsolve where the triangular matrix is a factor of a tridiagonal matrix computed by p?pttrf .
p?potf2	s, d, c, z	Computes the Cholesky factorization of a symmetric/Hermitian positive definite matrix (local unblocked algorithm).
p?rscl	s, d, cs, zd	Multiplies a vector by the reciprocal of a real scalar.
p?sygs2/p?hegs2	s, d, c, z	Reduces a symmetric/Hermitian definite generalized eigenproblem to standard form, using the factorization results obtained from p?potrf (local unblocked algorithm).
p?syt2/p?hetd2	s, d, c, z	Reduces a symmetric/Hermitian matrix to real symmetric tridiagonal form by an orthogonal/unitary similarity transformation (local unblocked algorithm).

Routine Name	Data Types	Description
p?trti2	s, d, c, z	Computes the inverse of a triangular matrix (local unblocked algorithm).
?lamsh	s, d	Sends multiple shifts through a small (single node) matrix to maximize the number of bulges that can be sent through.
?laref	s, d	Applies Householder reflectors to matrices on either their rows or columns.
?lasorte	s, d	Sorts eigenpairs by real and complex data types.
?lasrt2	s, d	Sorts numbers in increasing or decreasing order.
?stein2	s, d	Computes the eigenvectors corresponding to specified eigenvalues of a real symmetric tridiagonal matrix, using inverse iteration.
?dbtff2	s, d, c, z	Computes an LU factorization of a general band matrix with no pivoting (local unblocked algorithm).
?dbtrf	s, d, c, z	Computes an LU factorization of a general band matrix with no pivoting (local blocked algorithm).
?dttrf	s, d, c, z	Computes an LU factorization of a general tridiagonal matrix with no pivoting (local blocked algorithm).
?dttrsv	s, d, c, z	Solves a general tridiagonal system of linear equations using the LU factorization computed by ?dttrf .
?pttrsv	s, d, c, z	Solves a symmetric (Hermitian) positive-definite tridiagonal system of linear equations, using the LDL^H factorization computed by ?pttrf .
?steqr2	s, d	Computes all eigenvalues and, optionally, eigenvectors of a symmetric tridiagonal matrix using the implicit QL or QR method.

p?lacgv

Conjugates a complex vector.

Syntax

```
call pclacgv(n, x, ix, jx, descx, incx)
```

```
call pzlacgv(n, x, ix, jx, descx, incx)
```

Description

For C interface, this routine is declared in `mk1_scalapack.h` file.

The routine conjugates a complex vector `sub(x)` of length n , where `sub(x)` denotes $X(ix, jx:jx+n-1)$ if $incx = m_x$, and $X(ix:ix+n-1, jx)$ if $incx = 1$.

Input Parameters

<i>n</i>	(global) INTEGER. The length of the distributed vector <code>sub(x)</code> .
<i>x</i>	(local). COMPLEX for <code>pclacgv</code> COMPLEX*16 for <code>pzlacgv</code> . Pointer into the local memory to an array of DIMENSION (<code>lld_x, *</code>). On entry the vector to be conjugated $x(i) = X(ix+(jx-1)*m_x+(i-1)*incx)$, $1 \leq i \leq n$.
<i>ix</i>	(global) INTEGER. The row index in the global array <i>x</i> indicating the first row of <code>sub(x)</code> .
<i>jx</i>	(global) INTEGER. The column index in the global array <i>x</i> indicating the first column of <code>sub(x)</code> .
<i>descx</i>	(global and local) INTEGER. Array, DIMENSION (<code>dlen_</code>). The array descriptor for the distributed matrix <i>x</i> .
<i>incx</i>	(global) INTEGER. The global increment for the elements of <i>x</i> . Only two values of <i>incx</i> are supported in this version, namely 1 and m_x . <i>incx</i> must not be zero.

Output Parameters

<i>x</i>	(local).
----------	----------

On exit, the conjugated vector.

p?max1

Finds the index of the element whose real part has maximum absolute value (similar to the Level 1 PBLAS p?amax, but using the absolute value to the real part).

Syntax

```
call p?max1(n, amax, indx, x, ix, jx, descx, incx)
```

```
call pzmax1(n, amax, indx, x, ix, jx, descx, incx)
```

Description

For C interface, this routine is declared in `mkl_scalapack.h` file.

The routine computes the global index of the maximum element in absolute value of a distributed vector $\text{sub}(x)$. The global index is returned in `indx` and the value is returned in `amax`, where $\text{sub}(x)$ denotes $X(ix:ix+n-1, jx)$ if `incx` = 1, $X(ix, jx:jx+n-1)$ if `incx` = `m_x`.

Input Parameters

<code>n</code>	(global) pointer to INTEGER. The number of components of the distributed vector $\text{sub}(x)$. $n \geq 0$.
<code>x</code>	(local) COMPLEX for p?max1. COMPLEX*16 for pzmax1 Array containing the local pieces of a distributed matrix of dimension of at least $((jx-1)*m_x+ix+(n-1)*abs(incx))$. This array contains the entries of the distributed vector $\text{sub}(x)$.
<code>ix</code>	(global) INTEGER. The row index in the global array x indicating the first row of $\text{sub}(x)$.
<code>jx</code>	(global) INTEGER. The column index in the global array x indicating the first column of $\text{sub}(x)$.
<code>descx</code>	(global and local) INTEGER. Array, DIMENSION (<code>dlen_</code>). The array descriptor for the distributed matrix x .

incx (global) `INTEGER`. The global increment for the elements of *x*. Only two values of *incx* are supported in this version, namely 1 and *m_x*. *incx* must not be zero.

Output Parameters

amax (global output) pointer to `REAL`. The absolute value of the largest entry of the distributed vector `sub(x)` only in the scope of `sub(x)`.

indx (global output) pointer to `INTEGER`. The global index of the element of the distributed vector `sub(x)` whose real part has maximum absolute value.

?combamax1

Finds the element with maximum real part absolute value and its corresponding global index.

Syntax

```
call ccombamax1(v1, v2)
call zcombamax1(v1, v2)
```

Description

For C interface, this routine is declared in `mk1_scalapack.h` file.

The routine finds the element having maximum real part absolute value as well as its corresponding global index.

Input Parameters

v1 (local)
`COMPLEX` for `ccombamax1`
`COMPLEX*16` for `zcombamax1` Array, `DIMENSION 2`. The first maximum absolute value element and its global index.
v1(1)=*amax*, *v1*(2)=*indx*.

v2 (local)
`COMPLEX` for `ccombamax1`
`COMPLEX*16` for `zcombamax1`

Array, `DIMENSION 2`. The second maximum absolute value element and its global index. `v2(1)=amax`, `v2(2)=indx`.

Output Parameters

`v1` (local).
The first maximum absolute value element and its global index. `v1(1)=amax`, `v1(2)=indx`.

p?sum1

Forms the 1-norm of a complex vector similar to Level 1 PBLAS `p?asum`, but using the true absolute value.

Syntax

```
call pscsum1(n, asum, x, ix, jx, descx, incx)
call pdzsum1(n, asum, x, ix, jx, descx, incx)
```

Description

For C interface, this routine is declared in `mk1_scalapack.h` file.

The routine returns the sum of absolute values of a complex distributed vector `sub(x)` in `asum`, where `sub(x)` denotes `X(ix:ix+n-1, jx:jx)`, if `incx = 1`, `X(ix:ix, jx:jx+n-1)`, if `incx = m_x`.

Based on `p?asum` from the Level 1 PBLAS. The change is to use the 'genuine' absolute value.

Input Parameters

`n` (global) pointer to `INTEGER`. The number of components of the distributed vector `sub(x)`. $n \geq 0$.

`x` (local) `COMPLEX` for `pscsum1`
`COMPLEX*16` for `pdzsum1`.
Array containing the local pieces of a distributed matrix of dimension of at least $((jx-1)*m_x+ix+(n-1)*abs(incx))$. This array contains the entries of the distributed vector `sub(x)`.

<i>ix</i>	(global) INTEGER. The row index in the global array <i>x</i> indicating the first row of sub(<i>x</i>).
<i>jx</i>	(global) INTEGER. The column index in the global array <i>x</i> indicating the first column of sub(<i>x</i>)
<i>descx</i>	(global and local) INTEGER. Array, DIMENSION 8. The array descriptor for the distributed matrix <i>x</i> .
<i>incx</i>	(global) INTEGER. The global increment for the elements of <i>x</i> . Only two values of <i>incx</i> are supported in this version, namely 1 and <i>m_x</i> .

Output Parameters

<i>asum</i>	(local) Pointer to REAL. The sum of absolute values of the distributed vector sub(<i>x</i>) only in its scope.
-------------	---

p?dbtrsv

Computes an LU factorization of a general triangular matrix with no pivoting. The routine is called by p?dbtrs.

Syntax

```
call psdbtrsv(uplo, trans, n, bwl, bwu, nrhs, a, ja, desca, b, ib, descb, af,
laf, work, lwork, info)

call pddbtrsv(uplo, trans, n, bwl, bwu, nrhs, a, ja, desca, b, ib, descb, af,
laf, work, lwork, info)

call pcdbrsv(uplo, trans, n, bwl, bwu, nrhs, a, ja, desca, b, ib, descb, af,
laf, work, lwork, info)

call pzdbtrsv(uplo, trans, n, bwl, bwu, nrhs, a, ja, desca, b, ib, descb, af,
laf, work, lwork, info)
```

Description

For C interface, this routine is declared in `mkl_scalapack.h` file.

The routines solves a banded triangular system of linear equations

$$A(1:n, ja:ja+n-1) * X = B(ib:ib+n-1, 1:nrhs) \text{ or}$$

$A(1:n, ja:ja+n-1)^T * X = B(ib:ib+n-1, 1:nrhs)$ (for real flavors); $A(1:n, ja:ja+n-1)^H * X = B(ib:ib+n-1, 1:nrhs)$ (for complex flavors),

where $A(1:n, ja:ja+n-1)$ is a banded triangular matrix factor produced by the Gaussian elimination code PD@ (dom_pre) BTRF and is stored in $A(1:n, ja:ja+n-1)$ and *af*. The matrix stored in $A(1:n, ja:ja+n-1)$ is either upper or lower triangular according to *uplo*, and the choice of solving $A(1:n, ja:ja+n-1)$ or $A(1:n, ja:ja+n-1)^T$ is dictated by the user by the parameter *trans*.

Routine `p?dbtrf` must be called first.

Input Parameters

uplo (global) CHARACTER.
If *uplo*='U', the upper triangle of $A(1:n, ja:ja+n-1)$ is stored,
if *uplo* = 'L', the lower triangle of $A(1:n, ja:ja+n-1)$ is stored.

trans (global) CHARACTER.
If *trans* = 'N', solve with $A(1:n, ja:ja+n-1)$,
if *trans* = 'C', solve with conjugate transpose $A(1:n, ja:ja+n-1)$.

n (global) INTEGER. The order of the distributed submatrix A ; ($n \geq 0$).

bwl (global) INTEGER. Number of subdiagonals. $0 \leq bwl \leq n-1$.

bwu (global) INTEGER. Number of subdiagonals. $0 \leq bwu \leq n-1$.

nrhs (global) INTEGER. The number of right-hand sides; the number of columns of the distributed submatrix B ($nrhs \geq 0$).

a (local).
REAL for psdbtrsv
DOUBLE PRECISION for pddbtrsv
COMPLEX for pcdbrsv
COMPLEX*16 for pzdbtrsv.
Pointer into the local memory to an array with first
DIMENSION $lld_a \geq (bwl+bwu+1)$ (stored in *desca*). On entry,
this array contains the local pieces of the n -by- n

	unsymmetric banded distributed Cholesky factor L or $L^T * A(1:n, ja:ja+n-1)$. This local portion is stored in the packed banded format used in LAPACK. See the <i>Application Notes</i> below and the ScaLAPACK manual for more detail on the format of distributed matrices.
<i>ja</i>	(global) INTEGER. The index in the global array <i>a</i> that points to the start of the matrix to be operated on (which may be either all of <i>A</i> or a submatrix of <i>A</i>).
<i>desca</i>	(global and local) INTEGER array of DIMENSION (<i>dlen_</i>). if 1d type (<i>dtype_a</i> = 501 or 502), <i>dlen</i> ≥ 7; if 2d type (<i>dtype_a</i> = 1), <i>dlen</i> ≥ 9. The array descriptor for the distributed matrix <i>A</i> . Contains information of mapping of <i>A</i> to memory.
<i>b</i>	(local) REAL for psdbtrsv DOUBLE PRECISION for pddbtrsv COMPLEX for pcdbtrsv COMPLEX*16 for pzdbtrsv. Pointer into the local memory to an array of local lead DIMENSION <i>lld_b</i> ≥ <i>nb</i> . On entry, this array contains the local pieces of the right-hand sides $B(ib:ib+n-1, 1:nrhs)$.
<i>ib</i>	(global) INTEGER. The row index in the global array <i>b</i> that points to the first row of the matrix to be operated on (which may be either all of <i>b</i> or a submatrix of <i>B</i>).
<i>descb</i>	(global and local) INTEGER array of DIMENSION (<i>dlen_</i>). if 1d type (<i>dtype_b</i> = 502), <i>dlen</i> ≥ 7; if 2d type (<i>dtype_b</i> = 1), <i>dlen</i> ≥ 9. The array descriptor for the distributed matrix <i>B</i> . Contains information of mapping <i>B</i> to memory.
<i>laf</i>	(local) INTEGER. Size of user-input Auxiliary Filling space <i>af</i> . <i>laf</i> must be ≥ $nb * (bwl + bwu) + 6 * \max(bwl, bwu) * \max(bwl, bwu)$. If <i>laf</i> is not large enough, an error code is returned and the minimum acceptable size will be returned in <i>af</i> (1).
<i>work</i>	(local).

REAL for psdbtrsv
 DOUBLE PRECISION for pddbtrsv
 COMPLEX for pcdbtrsv
 COMPLEX*16 for pzdbtrsv.

Temporary workspace. This space may be overwritten in between calls to routines.

work must be the size given in *lwork*.

lwork

(local or global) INTEGER.

Size of user-input workspace *work*. If *lwork* is too small, the minimal acceptable size will be returned in *work*(1) and an error code is returned.

$lwork \geq \max(bw1, bwu) * nrhs$.

Output Parameters

a

(local).

This local portion is stored in the packed banded format used in LAPACK. Please see the ScaLAPACK manual for more detail on the format of distributed matrices.

b

On exit, this contains the local piece of the solutions distributed matrix *x*.

af

(local).

REAL for psdbtrsv
 DOUBLE PRECISION for pddbtrsv
 COMPLEX for pcdbtrsv
 COMPLEX*16 for pzdbtrsv.

Auxiliary Filling Space. Filling is created during the factorization routine *p?dbtrf* and this is stored in *af*. If a linear system is to be solved using *p?dbtrf* after the factorization routine, *af* must not be altered after the factorization.

work

On exit, *work*(1) contains the minimal *lwork*.

info

(local).

INTEGER. If *info* = 0, the execution is successful.

< 0: If the i -th argument is an array and the j -entry had an illegal value, then $info = - (i*100+j)$, if the i -th argument is a scalar and had an illegal value, then $info = -i$.

p?dttrsv

Computes an LU factorization of a general band matrix, using partial pivoting with row interchanges. The routine is called by p?dttrs.

Syntax

```
call psdttrsv(uplo, trans, n, nrhs, dl, d, du, ja, desca, b, ib, descb, af,
laf, work, lwork, info)

call pddttrsv(uplo, trans, n, nrhs, dl, d, du, ja, desca, b, ib, descb, af,
laf, work, lwork, info)

call pcdttrsv(uplo, trans, n, nrhs, dl, d, du, ja, desca, b, ib, descb, af,
laf, work, lwork, info)

call pzdttrsv(uplo, trans, n, nrhs, dl, d, du, ja, desca, b, ib, descb, af,
laf, work, lwork, info)
```

Description

For C interface, this routine is declared in `mkl_scalapack.h` file.

The routine solves a tridiagonal triangular system of linear equations

$A(1:n, ja:ja+n-1) * X = B(ib:ib+n-1, 1:nrhs)$ or

$A(1:n, ja:ja+n-1)^T * X = B(ib:ib+n-1, 1:nrhs)$ for real flavors; $A(1:n, ja:ja+n-1)^H * X = B(ib:ib+n-1, 1:nrhs)$ for complex flavors,

where $A(1:n, ja:ja+n-1)$ is a tridiagonal matrix factor produced by the Gaussian elimination code `PS@ (dom_pre)TTRF` and is stored in $A(1:n, ja:ja+n-1)$ and af .

The matrix stored in $A(1:n, ja:ja+n-1)$ is either upper or lower triangular according to $uplo$, and the choice of solving $A(1:n, ja:ja+n-1)$ or $A(1:n, ja:ja+n-1)^T$ is dictated by the user by the parameter $trans$.

Routine `p?dttrf` must be called first.

Input Parameters

<i>uplo</i>	<p>(global) CHARACTER. If <i>uplo</i>='U', the upper triangle of $A(1:n, ja:ja+n-1)$ is stored, if <i>uplo</i> = 'L', the lower triangle of $A(1:n, ja:ja+n-1)$ is stored.</p>
<i>trans</i>	<p>(global) CHARACTER. If <i>trans</i> = 'N', solve with $A(1:n, ja:ja+n-1)$, if <i>trans</i> = 'C', solve with conjugate transpose $A(1:n, ja:ja+n-1)$.</p>
<i>n</i>	<p>(global) INTEGER. The order of the distributed submatrix A; ($n \geq 0$).</p>
<i>nrhs</i>	<p>(global) INTEGER. The number of right-hand sides; the number of columns of the distributed submatrix $B(ib:ib+n-1, 1:nrhs)$. ($nrhs \geq 0$).</p>
<i>dl</i>	<p>(local). REAL for psdttrsv DOUBLE PRECISION for pddttrsv COMPLEX for pcdttrsv COMPLEX*16 for pzdttrsv. Pointer to local part of global vector storing the lower diagonal of the matrix. Globally, <i>dl</i>(1) is not referenced, and <i>dl</i> must be aligned with <i>d</i>. Must be of size $\geq \text{desca}(nb_)$.</p>
<i>d</i>	<p>(local). REAL for psdttrsv DOUBLE PRECISION for pddttrsv COMPLEX for pcdttrsv COMPLEX*16 for pzdttrsv. Pointer to local part of global vector storing the main diagonal of the matrix.</p>
<i>du</i>	<p>(local). REAL for psdttrsv DOUBLE PRECISION for pddttrsv</p>

	<p>COMPLEX for pcdttrsv COMPLEX*16 for pzdttrsv. Pointer to local part of global vector storing the upper diagonal of the matrix. Globally, $du(n)$ is not referenced, and du must be aligned with d.</p>
ja	<p>(global) INTEGER. The index in the global array a that points to the start of the matrix to be operated on (which may be either all of A or a submatrix of A).</p>
$desca$	<p>(global and local). INTEGER array of DIMENSION ($dlen_$). if 1d type ($dtype_a = 501$ or 502), $dlen \geq 7$; if 2d type ($dtype_a = 1$), $dlen \geq 9$. The array descriptor for the distributed matrix A. Contains information of mapping of A to memory.</p>
b	<p>(local) REAL for psdttrsv DOUBLE PRECISION for pddttrsv COMPLEX for pcdttrsv COMPLEX*16 for pzdttrsv. Pointer into the local memory to an array of local lead DIMENSION $lld_b \geq nb$. On entry, this array contains the local pieces of the right-hand sides $B(ib:ib+n-1, 1$:$nrhs)$.</p>
ib	<p>(global). INTEGER. The row index in the global array b that points to the first row of the matrix to be operated on (which may be either all of b or a submatrix of B).</p>
$descb$	<p>(global and local). INTEGER array of DIMENSION ($dlen_$). if 1d type ($dtype_b = 502$), $dlen \geq 7$; if 2d type ($dtype_b = 1$), $dlen \geq 9$. The array descriptor for the distributed matrix B. Contains information of mapping B to memory.</p>
laf	<p>(local). INTEGER. Size of user-input Auxiliary Filling space af.</p>

laf must be $\geq 2*(nb+2)$. If *laf* is not large enough, an error code is returned and the minimum acceptable size will be returned in *af*(1).

work (local).
 REAL for psdttrsv
 DOUBLE PRECISION for pddttrsv
 COMPLEX for pcdttrsv
 COMPLEX*16 for pzdttrsv.
 Temporary workspace. This space may be overwritten in between calls to routines.
work must be the size given in *lwork*.

lwork (local or global).INTEGER.
 Size of user-input workspace *work*. If *lwork* is too small, the minimal acceptable size will be returned in *work*(1) and an error code is returned.
 $lwork \geq 10*npcol+4*nrhs$.

Output Parameters

dl (local).
 On exit, this array contains information containing the factors of the matrix.

d On exit, this array contains information containing the factors of the matrix. Must be of size $\geq desca(nb_)$.

b On exit, this contains the local piece of the solutions distributed matrix X.

af (local).
 REAL for psdttrsv
 DOUBLE PRECISION for pddttrsv
 COMPLEX for pcdttrsv
 COMPLEX*16 for pzdttrsv.
 Auxiliary Filling Space. Filling is created during the factorization routine *p?dttrf* and this is stored in *af*. If a linear system is to be solved using *p?dttrs* after the factorization routine, *af* must not be altered after the factorization.

work On exit, *work*(1) contains the minimal *lwork*.

info (local). INTEGER.
 If *info*=0, the execution is successful.
 if *info*< 0: If the *i*-th argument is an array and the *j*-entry had an illegal value, then *info* = - (*i**100+*j*), if the *i*-th argument is a scalar and had an illegal value, then *info* = -*i*.

p?gebd2

Reduces a general rectangular matrix to real bidiagonal form by an orthogonal/unitary transformation (unblocked algorithm).

Syntax

```
call psgebd2(m, n, a, ia, ja, desca, d, e, tauq, taup, work, lwork, info)
call pdgebd2(m, n, a, ia, ja, desca, d, e, tauq, taup, work, lwork, info)
call pcgebd2(m, n, a, ia, ja, desca, d, e, tauq, taup, work, lwork, info)
call pzgebd2(m, n, a, ia, ja, desca, d, e, tauq, taup, work, lwork, info)
```

Description

For C interface, this routine is declared in `mk1_scalapack.h` file.

The routine reduces a real/complex general *m*-by-*n* distributed matrix $\text{sub}(A) = A(ia:ia+m-1, ja:ja+n-1)$ to upper or lower bidiagonal form *B* by an orthogonal/unitary transformation:
 $Q^* \text{sub}(A) P = B$.

If $m \geq n$, *B* is the upper bidiagonal; if $m < n$, *B* is the lower bidiagonal.

Input Parameters

m (global) INTEGER.
 The number of rows of the distributed submatrix $\text{sub}(A)$.
 ($m \geq 0$).

n (global) INTEGER.
 The order of the distributed submatrix $\text{sub}(A)$. ($n \geq 0$).

a (local).
 REAL for psgebd2

DOUBLE PRECISION for pdgebd2
 COMPLEX for pcgebd2
 COMPLEX*16 for pzgebd2.
 Pointer into the local memory to an array of
 DIMENSION(*lld_a*, *LOCc(ja+n-1)*).
 On entry, this array contains the local pieces of the general
 distributed matrix sub(*A*).

ia, *ja* (global) INTEGER. The row and column indices in the global
 array *a* indicating the first row and the first column of the
 submatrix *A*, respectively.

desca (global and local) INTEGER array, DIMENSION (*dlen_*). The
 array descriptor for the distributed matrix *A*.

work (local).
 REAL for psgebd2
 DOUBLE PRECISION for pdgebd2
 COMPLEX for pcgebd2
 COMPLEX*16 for pzgebd2.
 This is a workspace array of DIMENSION (*lwork*).

lwork (local or global) INTEGER.
 The dimension of the array *work*.
lwork is local input and must be at least $lwork \geq$
 $\max(mpa0, nqa0)$,
 where $nb = mb_a = nb_a$, $iroffa = \text{mod}(ia-1, nb)$,
 $iarow = \text{indxg2p}(ia, nb, myrow, rsrc_a, nprow)$,
 $iacol = \text{indxg2p}(ja, nb, mycol, csrc_a, npcol)$,
 $mpa0 = \text{numroc}(m+iroffa, nb, myrow, iarow,$
 $nprow)$,
 $nqa0 = \text{numroc}(n+icoffa, nb, mycol, iacol,$
 $npcol)$.
indxg2p and *numroc* are ScaLAPACK tool functions; *myrow*,
mycol, *nprow*, and *npcol* can be determined by calling the
 subroutine *blacs_gridinfo*.
 If *lwork* = -1, then *lwork* is global input and a workspace
 query is assumed; the routine only calculates the minimum
 and optimal size for all work arrays. Each of these values
 is returned in the first entry of the corresponding work array,
 and no error message is issued by *p_xerbla*.

Output Parameters

<i>a</i>	<p>(local).</p> <p>On exit, if $m \geq n$, the diagonal and the first superdiagonal of $\text{sub}(A)$ are overwritten with the upper bidiagonal matrix B; the elements below the diagonal, with the array <i>tauq</i>, represent the orthogonal/unitary matrix Q as a product of elementary reflectors, and the elements above the first superdiagonal, with the array <i>taup</i>, represent the orthogonal matrix P as a product of elementary reflectors. If $m < n$, the diagonal and the first subdiagonal are overwritten with the lower bidiagonal matrix B; the elements below the first subdiagonal, with the array <i>tauq</i>, represent the orthogonal/unitary matrix Q as a product of elementary reflectors, and the elements above the diagonal, with the array <i>taup</i>, represent the orthogonal matrix P as a product of elementary reflectors. See <i>Applications Notes</i> below.</p>
<i>d</i>	<p>(local)</p> <p>REAL for psgebd2 DOUBLE PRECISION for pdgebd2 COMPLEX for pcgebd2 COMPLEX*16 for pzgebd2.</p> <p>Array, DIMENSION $LOCc(ja+\min(m,n)-1)$ if $m \geq n$; $LOCr(ia+\min(m,n)-1)$ otherwise. The distributed diagonal elements of the bidiagonal matrix B: $d(i) = a(i, i)$. <i>d</i> is tied to the distributed matrix A.</p>
<i>e</i>	<p>(local)</p> <p>REAL for psgebd2 DOUBLE PRECISION for pdgebd2 COMPLEX for pcgebd2 COMPLEX*16 for pzgebd2.</p> <p>Array, DIMENSION $LOCc(ja+\min(m,n)-1)$ if $m \geq n$; $LOCr(ia+\min(m,n)-2)$ otherwise. The distributed diagonal elements of the bidiagonal matrix B:</p> <p>if $m \geq n$, $e(i) = a(i, i+1)$ for $i = 1, 2, \dots, n-1$; if $m < n$, $e(i) = a(i+1, i)$ for $i = 1, 2, \dots, m-1$. <i>e</i> is tied to the distributed matrix A.</p>

<i>tauq</i>	<p>(local). REAL for psgebd2 DOUBLE PRECISION for pdgebd2 COMPLEX for pcgebd2 COMPLEX*16 for pzgebd2. Array, DIMENSION $LOCc(ja+\min(m,n)-1)$. The scalar factors of the elementary reflectors which represent the orthogonal/unitary matrix Q. <i>tauq</i> is tied to the distributed matrix A.</p>
<i>taup</i>	<p>(local). REAL for psgebd2 DOUBLE PRECISION for pdgebd2 COMPLEX for pcgebd2 COMPLEX*16 for pzgebd2. Array, DIMENSION $LOCr(ia+\min(m,n)-1)$. The scalar factors of the elementary reflectors which represent the orthogonal/unitary matrix P. <i>taup</i> is tied to the distributed matrix A.</p>
<i>work</i>	On exit, <i>work</i> (1) returns the minimal and optimal <i>lwork</i> .
<i>info</i>	<p>(local) INTEGER. If <i>info</i> = 0, the execution is successful. if <i>info</i> < 0: If the <i>i</i>-th argument is an array and the <i>j</i>-entry had an illegal value, then <i>info</i> = - (<i>i</i>*100+<i>j</i>), if the <i>i</i>-th argument is a scalar and had an illegal value, then <i>info</i> = -<i>i</i>.</p>

Application Notes

The matrices Q and P are represented as products of elementary reflectors:

If $m \geq n$,

$$Q = H(1)*H(2)*\dots*H(n), \text{ and } P = G(1)*G(2)*\dots*G(n-1)$$

Each $H(i)$ and $G(i)$ has the form:

$$H(i) = I - \tau_q v v', \text{ and } G(i) = I - \tau_p u u',$$

where τ_q and τ_p are real/complex scalars, and v and u are real/complex vectors. $v(1:i-1) = 0$, $v(i) = 1$, and $v(i+1:m)$ is stored on exit in

$A(ia+i-ia+m-1, a+i-1);$
 $u(1:i) = 0, u(i+1) = 1$, and $u(i+2:n)$ is stored on exit in $A(ia+i-1, ja+i+1:ja+n-1);$
 $tauq$ is stored in $TAUQ(ja+i-1)$ and $taup$ in $TAUP(ia+i-1).$

If $m < n$,

$v(1:i) = 0, v(i+1) = 1$, and $v(i+2:m)$ is stored on exit in $A(ia+i+1: ia+m-1, ja+i-1);$
 $u(1:i-1) = 0, u(i) = 1$, and $u(i+1 :n)$ is stored on exit in $A(ia+i-1, ja+i:ja+n-1);$
 $tauq$ is stored in $TAUQ(ja+i-1)$ and $taup$ in $TAUP(ia+i-1).$

The contents of $\text{sub}(A)$ on exit are illustrated by the following examples:

$$\begin{array}{l}
 m = 6 \text{ and } n = 5 (m > n) : \\
 \begin{bmatrix} d & e & u1 & u1 & u1 \\ v1 & d & e & u2 & u2 \\ v1 & v2 & d & e & u3 \\ v1 & v2 & v3 & d & e \\ v1 & v2 & v3 & v4 & d \\ v1 & v2 & v3 & v4 & v5 \end{bmatrix}
 \end{array}
 \qquad
 \begin{array}{l}
 m = 5 \text{ and } n = 6 (m < n) : \\
 \begin{bmatrix} d & u1 & u1 & u1 & u1 & u1 \\ e & d & u2 & u2 & u2 & u2 \\ v1 & e & d & u3 & u3 & u3 \\ v1 & v2 & e & d & u4 & u4 \\ v1 & v2 & v3 & e & d & u5 \end{bmatrix}
 \end{array}$$

where d and e denote diagonal and off-diagonal elements of B , vi denotes an element of the vector defining $H(i)$, and ui an element of the vector defining $G(i)$.

psgehd2

Reduces a general matrix to upper Hessenberg form by an orthogonal/unitary similarity transformation (unblocked algorithm).

Syntax

```
call psgehd2(n, ilo, ihi, a, ia, ja, desca, tau, work, lwork, info)
call pdgehd2(n, ilo, ihi, a, ia, ja, desca, tau, work, lwork, info)
call pcgehd2(n, ilo, ihi, a, ia, ja, desca, tau, work, lwork, info)
call pzgehd2(n, ilo, ihi, a, ia, ja, desca, tau, work, lwork, info)
```

Description

For C interface, this routine is declared in `mk1_scalapack.h` file.

The routine reduces a real/complex general distributed matrix $\text{sub}(A)$ to upper Hessenberg form H by an orthogonal/unitary similarity transformation: $Q' * \text{sub}(A) * Q = H$, where $\text{sub}(A) = A(\text{ia}+n-1 : \text{ia}+n-1, \text{ja}+n-1 : \text{ja}+n-1)$.

Input Parameters

<i>n</i>	(global) INTEGER. The order of the distributed submatrix A . ($n \geq 0$).
<i>ilo, ihi</i>	(global) INTEGER. It is assumed that $\text{sub}(A)$ is already upper triangular in rows $\text{ia}:\text{ia}+\text{ilo}-2$ and $\text{ia}+\text{ihi}:\text{ia}+n-1$ and columns $\text{ja}:\text{ja}+\text{jlo}-2$ and $\text{ja}+\text{jhi}:\text{ja}+n-1$. See <i>Application Notes</i> for further information. If $n \geq 0, 1 \leq \text{ilo} \leq \text{ihi} \leq n$; otherwise set $\text{ilo} = 1, \text{ihi} = n$.
<i>a</i>	(local). REAL for psgehd2 DOUBLE PRECISION for pdgehd2 COMPLEX for pcgehd2 COMPLEX*16 for pzgehd2. Pointer into the local memory to an array of DIMENSION(<i>lld_a</i> , <i>LOCc</i> ($\text{ja}+n-1$)). On entry, this array contains the local pieces of the n -by- n general distributed matrix $\text{sub}(A)$ to be reduced.
<i>ia, ja</i>	(global) INTEGER. The row and column indices in the global array A indicating the first row and the first column of the submatrix A , respectively.
<i>desca</i>	(global and local) INTEGER array, DIMENSION (<i>dlen_</i>). The array descriptor for the distributed matrix A .
<i>work</i>	(local). REAL for psgehd2 DOUBLE PRECISION for pdgehd2 COMPLEX for pcgehd2 COMPLEX*16 for pzgehd2. This is a workspace array of DIMENSION (<i>lwork</i>).
<i>lwork</i>	(local or global). INTEGER. The dimension of the array <i>work</i> .

lwork is local input and must be at least $lwork \geq nb + \max(npa0, nb)$, where $nb = mb_a = nb_a$, $iroffa = \text{mod}(ia-1, nb)$, $iarow = \text{indxg2p}(ia, nb, myrow, rsrc_a, nprow)$, $npa0 = \text{numroc}(ihi+iroffa, nb, myrow, iarow, nprow)$.

indxg2p and *numroc* are ScaLAPACK tool functions; *myrow*, *mycol*, *nprow*, and *npcol* can be determined by calling the subroutine *blacs_gridinfo*.

If *lwork* = -1, then *lwork* is global input and a workspace query is assumed; the routine only calculates the minimum and optimal size for all work arrays. Each of these values is returned in the first entry of the corresponding work array, and no error message is issued by *pserbla*.

Output Parameters

<i>a</i>	(local). On exit, the upper triangle and the first subdiagonal of sub(<i>A</i>) are overwritten with the upper Hessenberg matrix <i>H</i> , and the elements below the first subdiagonal, with the array <i>tau</i> , represent the orthogonal/unitary matrix <i>Q</i> as a product of elementary reflectors. (see <i>Application Notes</i> below).
<i>tau</i>	(local). REAL for <i>psgehd2</i> DOUBLE PRECISION for <i>pdgehd2</i> COMPLEX for <i>pcgehd2</i> COMPLEX*16 for <i>pzgehd2</i> . Array, DIMENSION <i>LOCc</i> (<i>ja+n-2</i>) The scalar factors of the elementary reflectors (see <i>Application Notes</i> below). Elements <i>ja:ja+ilo-2</i> and <i>ja+ihi:ja+n-2</i> of <i>tau</i> are set to zero. <i>tau</i> is tied to the distributed matrix <i>A</i> .
<i>work</i>	On exit, <i>work</i> (1) returns the minimal and optimal <i>lwork</i> .
<i>info</i>	(local).INTEGER. If <i>info</i> = 0, the execution is successful. if <i>info</i> < 0: If the <i>i</i> -th argument is an array and the <i>j</i> -entry had an illegal value, then <i>info</i> = - (<i>i</i> *100+ <i>j</i>), if the <i>i</i> -th argument is a scalar and had an illegal value, then <i>info</i> = - <i>i</i> .

Application Notes

The matrix Q is represented as a product of $(ihi-ilo)$ elementary reflectors

$$Q = H(ilo)*H(ilo+1)*\dots*H(ihi-1).$$

Each $H(i)$ has the form

$$H(i) = I - \tau v v',$$

where τ is a real/complex scalar, and v is a real/complex vector with $v(1:i)=0$, $v(i+1)=1$ and $v(ihi+1:n)=0$; $v(i+2:ihi)$ is stored on exit in $A(ia+ilo+i:ia+ihi-1, ia+ilo+i-2)$, and τ in $\tau(ja+ilo+i-2)$.

The contents of $A(ia:ia+n-1, ja:ja+n-1)$ are illustrated by the following example, with $n = 7$, $ilo = 2$ and $ihi = 6$:

on entry	on exit
$\begin{bmatrix} a & a & a & a & a & a & a \\ a & a & a & a & a & a & a \\ a & a & a & a & a & a & a \\ a & a & a & a & a & a & a \\ a & a & a & a & a & a & a \\ a & a & a & a & a & a & a \\ & & & & & & a \end{bmatrix}$	$\begin{bmatrix} a & a & h & h & h & h & a \\ & a & h & h & h & h & a \\ & h & h & h & h & h & h \\ & v2 & h & h & h & h & h \\ & v2 & v3 & h & h & h & h \\ & v2 & v3 & v4 & h & h & h \\ & & & & & & a \end{bmatrix}$

where a denotes an element of the original matrix $\text{sub}(A)$, h denotes a modified element of the upper Hessenberg matrix H , and v_i denotes an element of the vector defining $H(ja+ilo+i-2)$.

p?gelq2

Computes an LQ factorization of a general rectangular matrix (unblocked algorithm).

Syntax

```
call psgelq2(m, n, a, ia, ja, desca, tau, work, lwork, info)
call pdgelq2(m, n, a, ia, ja, desca, tau, work, lwork, info)
call pcgelq2(m, n, a, ia, ja, desca, tau, work, lwork, info)
call pzgelq2(m, n, a, ia, ja, desca, tau, work, lwork, info)
```

Description

For C interface, this routine is declared in `mk1_scalapack.h` file.

The routine computes an LQ factorization of a real/complex distributed m -by- n matrix `sub(A)`
 $= A(ia:ia+m-1, ja:ja+n-1) = L^*Q$.

Input Parameters

<i>m</i>	(global) INTEGER. The number of rows to be operated on, that is, the number of rows of the distributed submatrix <code>sub(A)</code> . ($m \geq 0$).
<i>n</i>	(global) INTEGER. The number of columns to be operated on, that is, the number of columns of the distributed submatrix <code>sub(A)</code> . ($n \geq 0$).
<i>a</i>	(local). REAL for <code>psgelq2</code> DOUBLE PRECISION for <code>pdgelq2</code> COMPLEX for <code>pcgelq2</code> COMPLEX*16 for <code>pzgelq2</code> . Pointer into the local memory to an array of DIMENSION(<code>lld_a</code> , <code>LOCc(ja+n-1)</code>). On entry, this array contains the local pieces of the m -by- n distributed matrix <code>sub(A)</code> which is to be factored.
<i>ia, ja</i>	(global) INTEGER. The row and column indices in the global array <i>a</i> indicating the first row and the first column of the submatrix <i>A</i> , respectively.
<i>desca</i>	(global and local) INTEGER array, DIMENSION (<code>dlen_</code>). The array descriptor for the distributed matrix <i>A</i> .
<i>work</i>	(local). REAL for <code>psgelq2</code> DOUBLE PRECISION for <code>pdgelq2</code> COMPLEX for <code>pcgelq2</code> COMPLEX*16 for <code>pzgelq2</code> . This is a workspace array of DIMENSION (<code>lwork</code>).
<i>lwork</i>	(local or global) INTEGER. The dimension of the array <i>work</i> .

lwork is local input and must be at least $lwork \geq nq0 + \max(1, mp0)$,

where $irow = \text{mod}(ia-1, mb_a)$, $icoff = \text{mod}(ja-1, nb_a)$,

$iarow = \text{indxg2p}(ia, mb_a, myrow, rsrc_a, nprow)$,
 $iacol = \text{indxg2p}(ja, nb_a, mycol, csrc_a, npcot)$,
 $mp0 = \text{numroc}(m+irow, mb_a, myrow, iarow, nprow)$,
 $nq0 = \text{numroc}(n+icoff, nb_a, mycol, iacol, npcot)$,
 indxg2p and numroc are ScaLAPACK tool functions; $myrow$, $mycol$, $nprow$, and $npcot$ can be determined by calling the subroutine `blacs_gridinfo`.

If $lwork = -1$, then $lwork$ is global input and a workspace query is assumed; the routine only calculates the minimum and optimal size for all work arrays. Each of these values is returned in the first entry of the corresponding work array, and no error message is issued by `pxerbla`.

Output Parameters

a

(local).

On exit, the elements on and below the diagonal of sub(*A*) contain the m by $\min(m, n)$ lower trapezoidal matrix L (L is lower triangular if $m \leq n$); the elements above the diagonal, with the array *tau*, represent the orthogonal/unitary matrix Q as a product of elementary reflectors (see *Application Notes* below).

tau

(local).

REAL for `psgelq2`

DOUBLE PRECISION for `pdgelq2`

COMPLEX for `pcgelq2`

COMPLEX*16 for `pzgelq2`.

Array, DIMENSION $LOCr(ia+\min(m, n)-1)$. This array contains the scalar factors of the elementary reflectors. *tau* is tied to the distributed matrix *A*.

work

On exit, *work*(1) returns the minimal and optimal *lwork*.

info (local).INTEGER. If *info* = 0, the execution is successful. if *info* < 0: If the *i*-th argument is an array and the *j*-entry had an illegal value, then *info* = - (*i**100+*j*), if the *i*-th argument is a scalar and had an illegal value, then *info* = -*i*.

Application Notes

The matrix Q is represented as a product of elementary reflectors

$Q = H(ia+k-1) * H(ia+k-2) * \dots * H(ia)$ for real flavors, $Q = (H(ia+k-1))^H * (H(ia+k-2))^H \dots * (H(ia))^H$ for complex flavors,

where $k = \min(m, n)$.

Each $H(i)$ has the form

$H(i) = I - \tau * v * v'$

where τ is a real/complex scalar, and v is a real/complex vector with $v(1:i-1) = 0$ and $v(i) = 1$; $v(i+1:n)$ (for real flavors) or $\text{conjg}(v(i+1:n))$ (for complex flavors) is stored on exit in $A(ia+i-1, ja+i:ja+n-1)$, and τ in $TAU(ia+i-1)$.

p?geql2

Computes a QL factorization of a general rectangular matrix (unblocked algorithm).

Syntax

```
call psgeql2(m, n, a, ia, ja, desca, tau, work, lwork, info)
call pdgeql2(m, n, a, ia, ja, desca, tau, work, lwork, info)
call pcgeql2(m, n, a, ia, ja, desca, tau, work, lwork, info)
call pzgeql2(m, n, a, ia, ja, desca, tau, work, lwork, info)
```

Description

For C interface, this routine is declared in `mkl_scalapack.h` file.

The routine computes a QL factorization of a real/complex distributed m -by- n matrix $\text{sub}(A) = A(ia:ia+m-1, ja:ja+n-1) = Q * L$.

Input Parameters

<i>m</i>	<p>(global) INTEGER. The number of rows to be operated on, that is, the number of rows of the distributed submatrix $\text{sub}(A)$. ($m \geq 0$).</p>
<i>n</i>	<p>(global) INTEGER. The number of columns to be operated on, that is, the number of columns of the distributed submatrix $\text{sub}(A)$. ($n \geq 0$).</p>
<i>a</i>	<p>(local). REAL for psgeql2 DOUBLE PRECISION for pdgeql2 COMPLEX for pcgeql2 COMPLEX*16 for pzgeql2. Pointer into the local memory to an array of DIMENSION (<i>lld_a</i>, <i>LOCc</i>(<i>ja</i>+<i>n</i>-1)). On entry, this array contains the local pieces of the <i>m</i>-by-<i>n</i> distributed matrix $\text{sub}(A)$ which is to be factored.</p>
<i>ia, ja</i>	<p>(global) INTEGER. The row and column indices in the global array <i>a</i> indicating the first row and the first column of the submatrix <i>A</i>, respectively.</p>
<i>desca</i>	<p>(global and local) INTEGER array, DIMENSION (<i>dlen_</i>). The array descriptor for the distributed matrix <i>A</i>.</p>
<i>work</i>	<p>(local). REAL for psgeql2 DOUBLE PRECISION for pdgeql2 COMPLEX for pcgeql2 COMPLEX*16 for pzgeql2. This is a workspace array of DIMENSION (<i>lwork</i>).</p>
<i>lwork</i>	<p>(local or global) INTEGER. The dimension of the array <i>work</i>. <i>lwork</i> is local input and must be at least $\text{lwork} \geq \text{mp0} + \max(1, \text{nq0})$, where $\text{irowff} = \text{mod}(\text{ia}-1, \text{mb_a})$, $\text{icoff} = \text{mod}(\text{ja}-1, \text{nb_a})$, $\text{iarow} = \text{indxg2p}(\text{ia}, \text{mb_a}, \text{myrow}, \text{rsrc_a}, \text{nprow})$,</p>

`iacol = indxg2p(ja, nb_a, mycol, csrc_a, npc0l),`
`mp0 = numroc(m+iroff, mb_a, myrow, iarow, nprow),`
`nq0 = numroc(n+icoff, nb_a, mycol, iacol, npc0l),`
`indxg2p` and `numroc` are ScaLAPACK tool functions; `myrow`,
`mycol`, `nprow`, and `npc0l` can be determined by calling the
subroutine `blacs_gridinfo`.

If `lwork = -1`, then `lwork` is global input and a workspace
query is assumed; the routine only calculates the minimum
and optimal size for all work arrays. Each of these values
is returned in the first entry of the corresponding work array,
and no error message is issued by `pserbla`.

Output Parameters

<code>a</code>	<p>(local).</p> <p>On exit,</p> <p>if $m \geq n$, the lower triangle of the distributed submatrix $A(ia+m-n:ia+m-1, ja:ja+n-1)$ contains the n-by-n lower triangular matrix L;</p> <p>if $m \leq n$, the elements on and below the $(n-m)$-th superdiagonal contain the m-by-n lower trapezoidal matrix L; the remaining elements, with the array <code>tau</code>, represent the orthogonal/ unitary matrix Q as a product of elementary reflectors (see <i>Application Notes</i> below).</p>
<code>tau</code>	<p>(local).</p> <p>REAL for <code>psgeql2</code> DOUBLE PRECISION for <code>pdgeql2</code> COMPLEX for <code>pcgeql2</code> COMPLEX*16 for <code>pzgeql2</code>.</p> <p>Array, DIMENSION <code>LOCc(ja+n-1)</code>. This array contains the scalar factors of the elementary reflectors. <code>tau</code> is tied to the distributed matrix A.</p>
<code>work</code>	On exit, <code>work(1)</code> returns the minimal and optimal <code>lwork</code> .
<code>info</code>	(local). INTEGER.

If $info = 0$, the execution is successful. If $info < 0$: If the i -th argument is an array and the j -entry had an illegal value, then $info = - (i*100+j)$, if the i -th argument is a scalar and had an illegal value, then $info = -i$.

Application Notes

The matrix Q is represented as a product of elementary reflectors

$Q = H(ja+k-1) * \dots * H(ja+1) * H(ja)$, where $k = \min(m, n)$.

Each $H(i)$ has the form

$$H(i) = I - \tau v v'$$

where τ is a real/complex scalar, and v is a real/complex vector with $v(m-k+i+1:m) = 0$ and $v(m-k+i) = 1$; $v(1:m-k+i-1)$ is stored on exit in $A(ia:ia+m-k+i-2, ja+n-k+i-1)$, and τ in $TAU(ja+n-k+i-1)$.

p?geqr2

Computes a QR factorization of a general rectangular matrix (unblocked algorithm).

Syntax

```
call psgeqr2(m, n, a, ia, ja, desca, tau, work, lwork, info)
call pdgeqr2(m, n, a, ia, ja, desca, tau, work, lwork, info)
call pcgeqr2(m, n, a, ia, ja, desca, tau, work, lwork, info)
call pzgeqr2(m, n, a, ia, ja, desca, tau, work, lwork, info)
```

Description

For C interface, this routine is declared in `mkl_scalapack.h` file.

The routine computes a QR factorization of a real/complex distributed m -by- n matrix $\text{sub}(A) = A(ia:ia+m-1, ja:ja+n-1) = Q * R$.

Input Parameters

m (global). INTEGER.

	The number of rows to be operated on, that is, the number of rows of the distributed submatrix $\text{sub}(A)$. ($m \geq 0$).
<i>n</i>	(global).INTEGER. The number of columns to be operated on, that is, the number of columns of the distributed submatrix $\text{sub}(A)$. ($n \geq 0$).
<i>a</i>	(local). REAL for psgeqr2 DOUBLE PRECISION for pdgeqr2 COMPLEX for pcgeqr2 COMPLEX*16 for pzgeqr2. Pointer into the local memory to an array of DIMENSION (<i>lld_a</i> , <i>LOCc</i> (<i>ja</i> + <i>n</i> -1)). On entry, this array contains the local pieces of the <i>m</i> -by- <i>n</i> distributed matrix $\text{sub}(A)$ which is to be factored.
<i>ia, ja</i>	(global) INTEGER. The row and column indices in the global array <i>a</i> indicating the first row and the first column of the submatrix <i>A</i> , respectively.
<i>desca</i>	(global and local) INTEGER array, DIMENSION (<i>dlen_</i>). The array descriptor for the distributed matrix <i>A</i> .
<i>work</i>	(local). REAL for psgeqr2 DOUBLE PRECISION for pdgeqr2 COMPLEX for pcgeqr2 COMPLEX*16 for pzgeqr2. This is a workspace array of DIMENSION (<i>lwork</i>).
<i>lwork</i>	(local or global). INTEGER. The dimension of the array <i>work</i> . <i>lwork</i> is local input and must be at least $lwork \geq mp0 + \max(1, nq0)$, where $iroff = \text{mod}(ia-1, mb_a)$, $icoff = \text{mod}(ja-1, nb_a)$, $iarow = \text{indxg2p}(ia, mb_a, myrow, rsrc_a, nprow)$, $iacol = \text{indxg2p}(ja, nb_a, mycol, csrc_a, npc0)$, $mp0 = \text{numroc}(m+iroff, mb_a, myrow, iarow, nprow)$, $nq0 = \text{numroc}(n+icoff, nb_a, mycol, iacol, npc0)$.

`indxg2p` and `numroc` are ScaLAPACK tool functions; `myrow`, `mycol`, `nprow`, and `npcol` can be determined by calling the subroutine `blacs_gridinfo`.

If `lwork = -1`, then `lwork` is global input and a workspace query is assumed; the routine only calculates the minimum and optimal size for all work arrays. Each of these values is returned in the first entry of the corresponding work array, and no error message is issued by `pxerbla`.

Output Parameters

<code>a</code>	<p>(local).</p> <p>On exit, the elements on and above the diagonal of sub(<i>A</i>) contain the $\min(m,n)$ by n upper trapezoidal matrix R (R is upper triangular if $m \geq n$); the elements below the diagonal, with the array <code>tau</code>, represent the orthogonal/unitary matrix Q as a product of elementary reflectors (see <i>Application Notes</i> below).</p>
<code>tau</code>	<p>(local).</p> <p>REAL for <code>psgeqr2</code> DOUBLE PRECISION for <code>pdgeqr2</code> COMPLEX for <code>pcgeqr2</code> COMPLEX*16 for <code>pzgeqr2</code>.</p> <p>Array, DIMENSION <code>LOCc(ja+min(m,n)-1)</code>. This array contains the scalar factors of the elementary reflectors. <code>tau</code> is tied to the distributed matrix <i>A</i>.</p>
<code>work</code>	<p>On exit, <code>work(1)</code> returns the minimal and optimal <code>lwork</code>.</p>
<code>info</code>	<p>(local). INTEGER.</p> <p>If <code>info = 0</code>, the execution is successful. if <code>info < 0</code>: If the <i>i</i>-th argument is an array and the <i>j</i>-entry had an illegal value, then <code>info = - (i*100+j)</code>, if the <i>i</i>-th argument is a scalar and had an illegal value, then <code>info = -i</code>.</p>

Application Notes

The matrix Q is represented as a product of elementary reflectors

$$Q = H(ja) * H(ja+1) * . . . * H(ja+k-1), \text{ where } k = \min(m, n).$$

Each $H(i)$ has the form

$$H(j) = I - \tau v v',$$

where τ is a real/complex scalar, and v is a real/complex vector with $v(1:i-1) = 0$ and $v(i) = 1$; $v(i+1:m)$ is stored on exit in $A(ia+i:ia+m-1, ja+i-1)$, and τ in $TAU(ja+i-1)$.

p?gerq2

Computes an RQ factorization of a general rectangular matrix (unblocked algorithm).

Syntax

```
call psgqrq2(m, n, a, ia, ja, desca, tau, work, lwork, info)
call pdgqrq2(m, n, a, ia, ja, desca, tau, work, lwork, info)
call pcgqrq2(m, n, a, ia, ja, desca, tau, work, lwork, info)
call pzgqrq2(m, n, a, ia, ja, desca, tau, work, lwork, info)
```

Description

For C interface, this routine is declared in `mk1_scalapack.h` file.

The routine computes an RQ factorization of a real/complex distributed m -by- n matrix $\text{sub}(A) = A(ia:ia+m-1, ja:ja+n-1) = R^*Q$.

Input Parameters

m	(global). INTEGER. The number of rows to be operated on, that is, the number of rows of the distributed submatrix $\text{sub}(A)$. ($m \geq 0$).
n	(global). INTEGER. The number of columns to be operated on, that is, the number of columns of the distributed submatrix $\text{sub}(A)$. ($n \geq 0$).
a	(local). REAL for psgqrq2 DOUBLE PRECISION for pdgqrq2 COMPLEX for pcgqrq2 COMPLEX*16 for pzgqrq2.

Pointer into the local memory to an array of DIMENSION
 $(lld_a, LOCC(ja+n-1))$.
 On entry, this array contains the local pieces of the m -by- n
 distributed matrix $sub(A)$ which is to be factored.

ia, ja (global) INTEGER. The row and column indices in the global
 array *a* indicating the first row and the first column of the
 submatrix *A*, respectively.

desca (global and local) INTEGER array, DIMENSION (*dlen_*). The
 array descriptor for the distributed matrix *A*.

work (local).
 REAL for psgqrq2
 DOUBLE PRECISION for pdgqrq2
 COMPLEX for pcgqrq2
 COMPLEX*16 for pzgqrq2.
 This is a workspace array of DIMENSION (*lwork*).

lwork (local or global). INTEGER.
 The dimension of the array *work*.
lwork is local input and must be at least $lwork \geq nq0 + \max(1, mp0)$, where
 $iroff = \text{mod}(ia-1, mb_a)$, $icoff = \text{mod}(ja-1, nb_a)$,
 $iarow = \text{indxg2p}(ia, mb_a, myrow, rsrc_a, nprow)$,
 $iacol = \text{indxg2p}(ja, nb_a, mycol, csrc_a, npcot)$,
 $mp0 = \text{numroc}(m+iroff, mb_a, myrow, iarow, nprow)$,
 $nq0 = \text{numroc}(n+icoff, nb_a, mycol, iacol, npcot)$,
 indxg2p and numroc are ScaLAPACK tool functions; *myrow*,
mycol, *nprow*, and *npcot* can be determined by calling the
 subroutine `blacs_gridinfo`.
 If *lwork* = -1, then *lwork* is global input and a workspace
 query is assumed; the routine only calculates the minimum
 and optimal size for all work arrays. Each of these values
 is returned in the first entry of the corresponding work array,
 and no error message is issued by `p_xerbla`.

Output Parameters

a (local).
 On exit,

if $m \leq n$, the upper triangle of $A(ia+m-n:ia+m-1, ja:ja+n-1)$ contains the m -by- m upper triangular matrix R ;
 if $m \geq n$, the elements on and above the $(m-n)$ -th subdiagonal contain the m -by- n upper trapezoidal matrix R ; the remaining elements, with the array τ , represent the orthogonal/unitary matrix Q as a product of elementary reflectors (see *Application Notes* below).

tau (local).
 REAL for psgerq2
 DOUBLE PRECISION for pdgerq2
 COMPLEX for pcgerq2
 COMPLEX*16 for pzgerq2.
 Array, DIMENSION $LOCr(ia+m-1)$. This array contains the scalar factors of the elementary reflectors. *tau* is tied to the distributed matrix A .

work On exit, *work*(1) returns the minimal and optimal *lwork*.

info (local). INTEGER.
 If *info* = 0, the execution is successful.
 if *info* < 0: If the i -th argument is an array and the j -entry had an illegal value, then *info* = $-(i*100+j)$, if the i -th argument is a scalar and had an illegal value, then *info* = $-i$.

Application Notes

The matrix Q is represented as a product of elementary reflectors

$Q = H(ia) * H(ia+1) * \dots * H(ia+k-1)$ for real flavors,

$Q = (H(ia))^H * (H(ia+1))^H * \dots * (H(ia+k-1))^H$ for complex flavors,

where $k = \min(m, n)$.

Each $H(i)$ has the form

$H(i) = I - \tau * v * v'$,

where τ is a real/complex scalar, and v is a real/complex vector with $v(n-k+i+1:n) = 0$ and $v(n-k+i) = 1$; $v(1:n-k+i-1)$ for real flavors or $\text{conjg}(v(1:n-k+i-1))$ for complex flavors is stored on exit in $A(ia+m-k+i-1, ja:ja+n-k+i-2)$, and τ in $TAU(ia+m-k+i-1)$.

p?getf2

Computes an LU factorization of a general matrix, using partial pivoting with row interchanges (local blocked algorithm).

Syntax

```
call psgetf2(m, n, a, ia, ja, desca, ipiv, info)
call pdgetf2(m, n, a, ia, ja, desca, ipiv, info)
call pcgetf2(m, n, a, ia, ja, desca, ipiv, info)
call pzgetf2(m, n, a, ia, ja, desca, ipiv, info)
```

Description

For C interface, this routine is declared in `mk1_scalapack.h` file.

The routine computes an LU factorization of a general m -by- n distributed matrix $\text{sub}(A) = A(ia:ia+m-1, ja:ja+n-1)$ using partial pivoting with row interchanges.

The factorization has the form $\text{sub}(A) = P * L * U$, where P is a permutation matrix, L is lower triangular with unit diagonal elements (lower trapezoidal if $m > n$), and U is upper triangular (upper trapezoidal if $m < n$). This is the right-looking Parallel Level 2 BLAS version of the algorithm.

Input Parameters

m	(global). INTEGER. The number of rows to be operated on, that is, the number of rows of the distributed submatrix $\text{sub}(A)$. ($m \geq 0$).
n	(global). INTEGER. The number of columns to be operated on, that is, the number of columns of the distributed submatrix $\text{sub}(A)$. ($nb_a - \text{mod}(ja-1, nb_a) \geq n \geq 0$).
a	(local). REAL for psgetf2 DOUBLE PRECISION for pdgetf2 COMPLEX for pcgetf2 COMPLEX*16 for pzgetf2.

Pointer into the local memory to an array of

`DIMENSION(lld_a, LOCc(ja+n-1)).`

On entry, this array contains the local pieces of the *m*-by-*n* distributed matrix `sub(A)`.

ia, ja

(global) INTEGER. The row and column indices in the global array *a* indicating the first row and the first column of the submatrix `sub(A)`, respectively.

desca

(global and local) INTEGER array, `DIMENSION(dlen_)`. The array descriptor for the distributed matrix *A*.

Output Parameters

ipiv

(local). INTEGER.

Array, `DIMENSION(LOCr(m_a) + mb_a)`. This array contains the pivoting information. *ipiv(i)* -> The global row that local row *i* was swapped with. This array is tied to the distributed matrix *A*.

info

(local). INTEGER.

If *info* = 0: successful exit.

If *info* < 0:

- if the *i*-th argument is an array and the *j*-entry had an illegal value, then *info* = -(*i**100+*j*),
- if the *i*-th argument is a scalar and had an illegal value, then *info* = - *i*.

If *info* > 0: If *info* = *k*, *u(ia+k-1, ja+k-1)* is exactly zero. The factorization has been completed, but the factor *u* is exactly singular, and division by zero will occur if it is used to solve a system of equations.

p?labrd

Reduces the first nb rows and columns of a general rectangular matrix A to real bidiagonal form by an orthogonal/unitary transformation, and returns auxiliary matrices that are needed to apply the transformation to the unreduced part of A .

Syntax

```
call pslabrd(m, n, nb, a, ia, ja, desca, d, e, tauq, taup, x, ix, jx, descx,
y, iy, jy, descy, work)
```

```
call pdlabrd(m, n, nb, a, ia, ja, desca, d, e, tauq, taup, x, ix, jx, descx,
y, iy, jy, descy, work)
```

```
call pclabrd(m, n, nb, a, ia, ja, desca, d, e, tauq, taup, x, ix, jx, descx,
y, iy, jy, descy, work)
```

```
call pzlabrd(m, n, nb, a, ia, ja, desca, d, e, tauq, taup, x, ix, jx, descx,
y, iy, jy, descy, work)
```

Description

For C interface, this routine is declared in `mkl_scalapack.h` file.

The routine reduces the first nb rows and columns of a real/complex general m -by- n distributed matrix $\text{sub}(A) = A(ia:ia+m-1, ja:ja+n-1)$ to upper or lower bidiagonal form by an orthogonal/unitary transformation $Q'^* A * P$, and returns the matrices X and Y necessary to apply the transformation to the unreduced part of $\text{sub}(A)$.

If $m \geq n$, $\text{sub}(A)$ is reduced to upper bidiagonal form; if $m < n$, $\text{sub}(A)$ is reduced to lower bidiagonal form.

This is an auxiliary routine called by `p?gebrd`.

Input Parameters

m

(global). INTEGER.

The number of rows to be operated on, that is, the number of rows of the distributed submatrix $\text{sub}(A)$. ($m \geq 0$).

<i>n</i>	(global). INTEGER. The number of columns to be operated on, that is, the number of columns of the distributed submatrix $\text{sub}(A)$. ($n \geq 0$).
<i>nb</i>	(global) INTEGER. The number of leading rows and columns of $\text{sub}(A)$ to be reduced.
<i>a</i>	(local). REAL for pslabrd DOUBLE PRECISION for pdlabrd COMPLEX for pclabrd COMPLEX*16 for pzlabrd. Pointer into the local memory to an array of $\text{DIMENSION}(lld_a, LOCC(ja+n-1))$. On entry, this array contains the local pieces of the general distributed matrix $\text{sub}(A)$.
<i>ia, ja</i>	(global) INTEGER. The row and column indices in the global array <i>a</i> indicating the first row and the first column of the submatrix $\text{sub}(A)$, respectively.
<i>desca</i>	(global and local) INTEGER array, $\text{DIMENSION}(dlen_)$. The array descriptor for the distributed matrix A.
<i>ix, jx</i>	(global) INTEGER. The row and column indices in the global array <i>x</i> indicating the first row and the first column of the submatrix $\text{sub}(X)$, respectively.
<i>descx</i>	(global and local) INTEGER array, $\text{DIMENSION}(dlen_)$. The array descriptor for the distributed matrix X.
<i>iy, jy</i>	(global) INTEGER. The row and column indices in the global array <i>y</i> indicating the first row and the first column of the submatrix $\text{sub}(Y)$, respectively.
<i>descy</i>	(global and local) INTEGER array, $\text{DIMENSION}(dlen_)$. The array descriptor for the distributed matrix Y.
<i>work</i>	(local). REAL for pslabrd DOUBLE PRECISION for pdlabrd COMPLEX for pclabrd COMPLEX*16 for pzlabrd Workspace array, $\text{DIMENSION}(lwork)$

$lwork \geq nb_a + nq$,
 with $nq = \text{numroc}(n + \text{mod}(ia-1, nb_y), nb_y, mycol, iacol, npcol)$
 $iacol = \text{indxg2p}(ja, nb_a, mycol, csrc_a, npcol)$
 indxg2p and numroc are ScaLAPACK tool functions; $myrow$, $mycol$, $nprow$, and $npcol$ can be determined by calling the subroutine `blacs_gridinfo`.

Output Parameters

a

(local)

On exit, the first nb rows and columns of the matrix are overwritten; the rest of the distributed matrix $\text{sub}(A)$ is unchanged.

If $m \geq n$, elements on and below the diagonal in the first nb columns, with the array tauq , represent the orthogonal/unitary matrix Q as a product of elementary reflectors; and elements above the diagonal in the first nb rows, with the array taup , represent the orthogonal/unitary matrix P as a product of elementary reflectors.

If $m < n$, elements below the diagonal in the first nb columns, with the array tauq , represent the orthogonal/unitary matrix Q as a product of elementary reflectors, and elements on and above the diagonal in the first nb rows, with the array taup , represent the orthogonal/unitary matrix P as a product of elementary reflectors. See *Application Notes* below.

d

(local).

REAL for `pslabrd`

DOUBLE PRECISION for `pdlabrd`

COMPLEX for `pclabrd`

COMPLEX*16 for `pzlabrd`

Array, DIMENSION $LOCr(ia + \min(m, n) - 1)$ if $m \geq n$; $LOCc(ja + \min(m, n) - 1)$ otherwise. The distributed diagonal elements of the bidiagonal distributed matrix B :

$d(i) = A(ia+i-1, ja+i-1)$.

d is tied to the distributed matrix A .

<i>e</i>	<p>(local). REAL for pslabrd DOUBLE PRECISION for pdlabrd COMPLEX for pclabrd COMPLEX*16 for pzlabrd</p> <p>Array, DIMENSION $LOCr(ia+\min(m,n)-1)$ if $m \geq n$; $LOCc(ja+\min(m,n)-2)$ otherwise. The distributed off-diagonal elements of the bidiagonal distributed matrix <i>B</i>: if $m \geq n$, $E(i) = A(ia+i-1, ja+i)$ for $i = 1, 2, \dots, n-1$; if $m < n$, $E(i) = A(ia+i, ja+i-1)$ for $i = 1, 2, \dots, m-1$. <i>e</i> is tied to the distributed matrix <i>A</i>.</p>
<i>tauq, taup</i>	<p>(local). REAL for pslabrd DOUBLE PRECISION for pdlabrd COMPLEX for pclabrd COMPLEX*16 for pzlabrd</p> <p>Array DIMENSION $LOCc(ja+\min(m, n)-1)$ for <i>tauq</i>, DIMENSION $LOCr(ia+\min(m, n)-1)$ for <i>taup</i>. The scalar factors of the elementary reflectors which represent the orthogonal/unitary matrix <i>Q</i> for <i>tauq</i>, <i>P</i> for <i>taup</i>. <i>tauq</i> and <i>taup</i> are tied to the distributed matrix <i>A</i>. See <i>Application Notes</i> below.</p>
<i>x</i>	<p>(local) REAL for pslabrd DOUBLE PRECISION for pdlabrd COMPLEX for pclabrd COMPLEX*16 for pzlabrd</p> <p>Pointer into the local memory to an array of DIMENSION (lld_x, nb). On exit, the local pieces of the distributed <i>m</i>-by-<i>nb</i> matrix $X(ix:ix+m-1, jx:jx+nb-1)$ required to update the unreduced part of sub(<i>A</i>).</p>
<i>y</i>	<p>(local). REAL for pslabrd DOUBLE PRECISION for pdlabrd</p>

COMPLEX for pclabrd
 COMPLEX*16 for pzlabrd
 Pointer into the local memory to an array of DIMENSION
 (*lld_y*, *nb*). On exit, the local pieces of the distributed
n-by-*nb* matrix $Y(iy:iy+n-1, jy:jy+nb-1)$ required to
 update the unreduced part of sub(*A*).

Application Notes

The matrices Q and P are represented as products of elementary reflectors:

$$Q = H(1)*H(2)*\dots*H(nb), \text{ and } P = G(1)*G(2)*\dots*G(nb)$$

Each $H(i)$ and $G(i)$ has the form:

$$H(i) = I - \tau_{uq} v v', \text{ and } G(i) = I - \tau_{up} u u',$$

where τ_{uq} and τ_{up} are real/complex scalars, and v and u are real/complex vectors.

If $m \geq n$, $v(1:i-1) = 0$, $v(i) = 1$, and $v(i:m)$ is stored on exit in

$A(ia+i-1:ia+m-1, ja+i-1)$; $u(1:i) = 0$, $u(i+1) = 1$, and $u(i+1:n)$ is stored on exit
 in $A(ia+i-1, ja+i:ja+n-1)$; τ_{uq} is stored in $TAUQ(ja+i-1)$ and τ_{up} in $TAUP(ia+i-1)$.

If $m < n$, $v(1:i) = 0$, $v(i+1) = 1$, and $v(i+1:m)$ is stored on exit in

$A(ia+i+1:ia+m-1, ja+i-1)$; $u(1:i-1) = 0$, $u(i) = 1$, and $u(i:n)$ is stored on exit in
 $A(ia+i-1, ja+i:ja+n-1)$; τ_{uq} is stored in $TAUQ(ja+i-1)$ and τ_{up} in $TAUP(ia+i-1)$. The
 elements of the vectors v and u together form the m -by- nb matrix V and the nb -by- n matrix U'
 which are necessary, with X and Y , to apply the transformation to the unreduced part of the
 matrix, using a block update of the form: $\text{sub}(A) := \text{sub}(A) - V*Y' - X*U'$. The contents
 of $\text{sub}(A)$ on exit are illustrated by the following examples with $nb = 2$:

$m = 6$ and $n = 5 (m > n)$:

$$\begin{bmatrix} 1 & 1 & u1 & u1 & u1 \\ v1 & 1 & 1 & u2 & u2 \\ v1 & v2 & a & a & a \\ v1 & v2 & a & a & a \\ v1 & v2 & a & a & a \\ v1 & v2 & a & a & a \end{bmatrix}$$

$m = 5$ and $n = 6 (m < n)$:

$$\begin{bmatrix} 1 & u1 & u1 & u1 & u1 & u1 \\ 1 & 1 & u2 & u2 & u2 & u2 \\ v1 & 1 & a & a & a & a \\ v1 & v2 & a & a & a & a \\ v1 & v2 & a & a & a & a \end{bmatrix}$$

where a denotes an element of the original matrix which is unchanged, vi denotes an element
 of the vector defining $H(i)$, and ui an element of the vector defining $G(i)$.

p?lacon

Estimates the 1-norm of a square matrix, using the reverse communication for evaluating matrix-vector products.

Syntax

```
call pslacon(n, v, iv, jv, descv, x, ix, jx, descx, isgn, est, kase)
call pdlacon(n, v, iv, jv, descv, x, ix, jx, descx, isgn, est, kase)
call pclacon(n, v, iv, jv, descv, x, ix, jx, descx, isgn, est, kase)
call pzlacon(n, v, iv, jv, descv, x, ix, jx, descx, isgn, est, kase)
```

Description

For C interface, this routine is declared in `mkl_scalapack.h` file.

The routine estimates the 1-norm of a square, real/unitary distributed matrix A . Reverse communication is used for evaluating matrix-vector products. x and v are aligned with the distributed matrix A , this information is implicitly contained within iv , ix , $descv$, and $descx$.

Input Parameters

n	(global).INTEGER. The length of the distributed vectors v and x . $n \geq 0$.
v	(local). REAL for pslacon DOUBLE PRECISION for pdlacon COMPLEX for pclacon COMPLEX*16 for pzlacon. Pointer into the local memory to an array of DIMENSION $LOCr(n+\text{mod}(iv-1, mb_v))$. On the final return, $v = a*w$, where $est = \text{norm}(v)/\text{norm}(w)$ (w is not returned).
iv, jv	(global) INTEGER. The row and column indices in the global array v indicating the first row and the first column of the submatrix V , respectively.
$descv$	(global and local) INTEGER array, DIMENSION ($dlen_$). The array descriptor for the distributed matrix V .
x	(local).

REAL for pslacon
 DOUBLE PRECISION for pdlacon
 COMPLEX for pclacon
 COMPLEX*16 for pzlacon.
 Pointer into the local memory to an array of DIMENSION
 $LOCr(n+\text{mod}(ix-1, mb_x))$.
ix, jx (global) INTEGER. The row and column indices in the global
 array *x* indicating the first row and the first column of the
 submatrix *x*, respectively.
descx (global and local) INTEGER array, DIMENSION (*dlen_*). The
 array descriptor for the distributed matrix *X*.
isgn (local). INTEGER.
 Array, DIMENSION $LOCr(n+\text{mod}(ix-1, mb_x))$. *isgn* is
 aligned with *x* and *v*.
kase (local). INTEGER.
 On the initial call to p?lacon, *kase* should be 0.

Output Parameters

x (local).
 On an intermediate return, *X* should be overwritten by A^*X ,
 if *kase*=1, $A' * X$, if *kase*=2,
 p?lacon must be re-called with all the other parameters
 unchanged.
est (global). REAL for single precision flavors
 DOUBLE PRECISION for double precision flavors
kase (local)
 INTEGER. On an intermediate return, *kase* is 1 or 2,
 indicating whether *x* should be overwritten by A^*X , or $A' * X$.
 On the final return from p?lacon, *kase* is again 0.

p?laconsb

Looks for two consecutive small subdiagonal elements.

Syntax

```
call pslaconsb(a, desca, i, l, m, h44, h33, h43h34, buf, lwork)
call pdlaconsb(a, desca, i, l, m, h44, h33, h43h34, buf, lwork)
```

Description

For C interface, this routine is declared in `mkl_scalapack.h` file.

The routine looks for two consecutive small subdiagonal elements by analyzing the effect of starting a double shift *QR* iteration given by *h44*, *h33*, and *h43h34* to see if this process makes a subdiagonal negligible.

Input Parameters

<i>a</i>	(global). REAL for pslaconsb DOUBLE PRECISION for pdlaconsb Array, DIMENSION (<i>desca</i> (<i>lld_</i>),*). On entry, the Hessenberg matrix whose tridiagonal part is being scanned. Unchanged on exit.
<i>desca</i>	(global and local) INTEGER. Array of DIMENSION (<i>dlen_</i>). The array descriptor for the distributed matrix <i>A</i> .
<i>i</i>	(global) INTEGER. The global location of the bottom of the unreduced submatrix of <i>A</i> . Unchanged on exit.
<i>l</i>	(global) INTEGER. The global location of the top of the unreduced submatrix of <i>A</i> . Unchanged on exit.
<i>h44, h33, h43h34</i>	(global). REAL for pslaconsb DOUBLE PRECISION for pdlaconsb These three values are for the double shift QR iteration.
<i>lwork</i>	(global) INTEGER.

This must be at least $7 * \text{ceil}(\text{ceil}((i-1)/hbl) / \text{lcm}(nprow, npc1))$. Here lcm is least common multiple and $nprow \times npc1$ is the logical grid size.

Output Parameters

<i>m</i>	(global). On exit, this yields the starting location of the <i>QR</i> double shift. This will satisfy: $1 \leq m \leq i-2$.
<i>buf</i>	(local). REAL for <i>pslaconsb</i> DOUBLE PRECISION for <i>pdlaconsb</i> Array of size <i>lwork</i> .
<i>lwork</i>	(global). On exit, <i>lwork</i> is the size of the work buffer.

p?lacp2

Copies all or part of a distributed matrix to another distributed matrix.

Syntax

```
call pslacp2(uplo, m, n, a, ia, ja, desca, b, ib, jb, descb)
call pdlacp2(uplo, m, n, a, ia, ja, desca, b, ib, jb, descb)
call pclacp2(uplo, m, n, a, ia, ja, desca, b, ib, jb, descb)
call pzlapc2(uplo, m, n, a, ia, ja, desca, b, ib, jb, descb)
```

Description

For C interface, this routine is declared in `mk1_scalapack.h` file.

The routine copies all or part of a distributed matrix *A* to another distributed matrix *B*. No communication is performed, *p?lacp2* performs a local copy $\text{sub}(A) := \text{sub}(B)$, where $\text{sub}(A)$ denotes $A(ia:ia+m-1, a:ja+n-1)$ and $\text{sub}(B)$ denotes $B(ib:ib+m-1, jb:jb+n-1)$.

p?lacp2 requires that only dimension of the matrix operands is distributed.

Input Parameters

<i>uplo</i>	<p>(global) CHARACTER. Specifies the part of the distributed matrix $\text{sub}(A)$ to be copied:</p> <ul style="list-style-type: none"> = 'U': Upper triangular part is copied; the strictly lower triangular part of $\text{sub}(A)$ is not referenced; = 'L': Lower triangular part is copied; the strictly upper triangular part of $\text{sub}(A)$ is not referenced. <p>Otherwise: all of the matrix $\text{sub}(A)$ is copied.</p>
<i>m</i>	<p>(global) INTEGER.</p> <p>The number of rows to be operated on, that is, the number of rows of the distributed submatrix $\text{sub}(A)$. ($m \geq 0$).</p>
<i>n</i>	<p>(global) INTEGER.</p> <p>The number of columns to be operated on, that is, the number of columns of the distributed submatrix $\text{sub}(A)$. ($n \geq 0$).</p>
<i>a</i>	<p>(local).</p> <p>REAL for pslacp2 DOUBLE PRECISION for pdlacp2 COMPLEX for pclacp2 COMPLEX*16 for pzlacp2.</p> <p>Pointer into the local memory to an array of <code>DIMENSION(11d_a, LOC(ja+n-1))</code>.</p> <p>On entry, this array contains the local pieces of the m-by-n distributed matrix $\text{sub}(A)$.</p>
<i>ia, ja</i>	<p>(global) INTEGER. The row and column indices in the global array <i>A</i> indicating the first row and the first column of $\text{sub}(A)$, respectively.</p>
<i>desca</i>	<p>(global and local) INTEGER array, <code>DIMENSION(dlen_)</code>. The array descriptor for the distributed matrix <i>A</i>.</p>
<i>ib, jb</i>	<p>(global) INTEGER. The row and column indices in the global array <i>B</i> indicating the first row and the first column of $\text{sub}(B)$, respectively.</p>
<i>descb</i>	<p>(global and local) INTEGER array, <code>DIMENSION(dlen_)</code>. The array descriptor for the distributed matrix <i>B</i>.</p>

Output Parameters

b (local).
 REAL for pslacp2
 DOUBLE PRECISION for pdlacp2
 COMPLEX for pclacp2
 COMPLEX*16 for pzlacp2.
 Pointer into the local memory to an array of DIMENSION
 (*lld_b*, *LOCc(jb+n-1)*). This array contains on exit the local
 pieces of the distributed matrix sub(*B*) set as follows:
 if *uplo* = 'U', $B(ib+i-1, jb+j-1) = A(ia+i-1, ja+j-1)$,
 $1 \leq i \leq j, 1 \leq j \leq n$;
 if *uplo* = 'L', $B(ib+i-1, jb+j-1) = A(ia+i-1, ja+j-1)$,
 $j \leq i \leq m, 1 \leq j \leq n$;
 otherwise, $B(ib+i-1, jb+j-1) = A(ia+i-1, ja+j-1), 1 \leq i$
 $\leq m, 1 \leq j \leq n$.

p?lacp3

Copies from a global parallel array into a local replicated array or vice versa.

Syntax

```
call pslacp3(m, i, a, desca, b, ldb, ii, jj, rev)
call pdlacp3(m, i, a, desca, b, ldb, ii, jj, rev)
```

Description

For C interface, this routine is declared in `mk1_scalapack.h` file.

This is an auxiliary routine that copies from a global parallel array into a local replicated array or vice versa. Note that the entire submatrix that is copied gets placed on one node or more. The receiving node can be specified precisely, or all nodes can receive, or just one row or column of nodes.

Input Parameters

m (global) INTEGER.
m is the order of the square submatrix that is copied.

	$m \geq 0$. Unchanged on exit.
<i>i</i>	(global) INTEGER. $A(i, i)$ is the global location that the copying starts from. Unchanged on exit.
<i>a</i>	(global). REAL for pslacp3 DOUBLE PRECISION for pdlacp3 Array, DIMENSION (<i>desca</i> (<i>lld_</i>),*). On entry, the parallel matrix to be copied into or from.
<i>desca</i>	(global and local) INTEGER array, DIMENSION (<i>dlen_</i>). The array descriptor for the distributed matrix A.
<i>b</i>	(local). REAL for pslacp3 DOUBLE PRECISION for pdlacp3 Array, DIMENSION (<i>ldb</i> , <i>m</i>). If <i>rev</i> = 0, this is the global portion of the array $A(i:i+m-1, i:i+m-1)$. If <i>rev</i> = 1, this is the unchanged on exit.
<i>ldb</i>	(local) INTEGER. The leading dimension of <i>B</i> .
<i>ii</i>	(global) INTEGER. By using <i>rev</i> 0 and 1, data can be sent out and returned again. If <i>rev</i> = 0, then <i>ii</i> is destination row index for the node(s) receiving the replicated <i>B</i> . If <i>ii</i> ≥ 0 , <i>jj</i> ≥ 0 , then node (<i>ii</i> , <i>jj</i>) receives the data. If <i>ii</i> = -1, <i>jj</i> ≥ 0 , then all rows in column <i>jj</i> receive the data. If <i>ii</i> ≥ 0 , <i>jj</i> = -1, then all cols in row <i>ii</i> receive the data. If <i>ii</i> = -1, <i>jj</i> = -1, then all nodes receive the data. If <i>rev</i> != 0, then <i>ii</i> is the source row index for the node(s) sending the replicated <i>B</i> .
<i>jj</i>	(global) INTEGER. Similar description as <i>ii</i> above.
<i>rev</i>	(global) INTEGER. Use <i>rev</i> = 0 to send global <i>A</i> into locally replicated <i>B</i> (on node (<i>ii</i> , <i>jj</i>)). Use <i>rev</i> != 0 to send locally replicated <i>B</i> from node (<i>ii</i> , <i>jj</i>) to its owner (which changes depending on its location in <i>A</i>) into the global <i>A</i> .

Output Parameters

a	(global). On exit, if $rev = 1$, the copied data. Unchanged on exit if $rev = 0$.
b	(local). If $rev = 1$, this is unchanged on exit.

p?lacpy

Copies all or part of one two-dimensional array to another.

Syntax

```
call pslacpy(uplo, m, n, a, ia, ja, desca, b, ib, jb, descb)
call pdlacpy(uplo, m, n, a, ia, ja, desca, b, ib, jb, descb)
call pclacpy(uplo, m, n, a, ia, ja, desca, b, ib, jb, descb)
call pzlacpy(uplo, m, n, a, ia, ja, desca, b, ib, jb, descb)
```

Description

For C interface, this routine is declared in `mkl_scalapack.h` file.

The routine copies all or part of a distributed matrix A to another distributed matrix B . No communication is performed, `p?lacpy` performs a local copy $\text{sub}(A) := \text{sub}(B)$, where $\text{sub}(A)$ denotes $A(ia:ia+m-1, ja:ja+n-1)$ and $\text{sub}(B)$ denotes $B(ib:ib+m-1, jb:jb+n-1)$.

Input Parameters

$uplo$	(global). CHARACTER. Specifies the part of the distributed matrix $\text{sub}(A)$ to be copied: = 'U': Upper triangular part; the strictly lower triangular part of $\text{sub}(A)$ is not referenced; = 'L': Lower triangular part; the strictly upper triangular part of $\text{sub}(A)$ is not referenced. Otherwise: all of the matrix $\text{sub}(A)$ is copied.
m	(global) INTEGER. The number of rows to be operated on, that is, the number of rows of the distributed submatrix $\text{sub}(A)$. ($m \geq 0$).
n	(global) INTEGER.

	<p>The number of columns to be operated on, that is, the number of columns of the distributed submatrix $\text{sub}(A)$.</p> <p>$(n \geq 0)$.</p>
<i>a</i>	<p>(local).</p> <p>REAL for pslacpy DOUBLE PRECISION for pdlacpy COMPLEX for pclacpy COMPLEX*16 for pzlacpy.</p> <p>Pointer into the local memory to an array of <code>DIMENSION(11d_a, LOcc(ja+n-1))</code>.</p> <p>On entry, this array contains the local pieces of the distributed matrix $\text{sub}(A)$.</p>
<i>ia, ja</i>	<p>(global) INTEGER. The row and column indices in the global array <i>a</i> indicating the first row and the first column of the submatrix $\text{sub}(A)$, respectively.</p>
<i>desca</i>	<p>(global and local) INTEGER array, <code>DIMENSION(dlen_)</code>. The array descriptor for the distributed matrix A.</p>
<i>ib, jb</i>	<p>(global) INTEGER. The row and column indices in the global array <i>B</i> indicating the first row and the first column of $\text{sub}(B)$ respectively.</p>
<i>descb</i>	<p>(global and local) INTEGER array, <code>DIMENSION(dlen_)</code>. The array descriptor for the distributed matrix A.</p>

Output Parameters

<i>b</i>	<p>(local).</p> <p>REAL for pslacpy DOUBLE PRECISION for pdlacpy COMPLEX for pclacpy COMPLEX*16 for pzlacpy.</p> <p>Pointer into the local memory to an array of <code>DIMENSION(11d_b, LOcc(jb+n-1))</code>. This array contains on exit the local pieces of the distributed matrix $\text{sub}(B)$ set as follows:</p> <p>if <i>uplo</i> = 'U', $B(ib+i-1, jb+j-1) = A(ia+i-1, ja+j-1)$, $1 \leq i \leq j, 1 \leq j \leq n$; if <i>uplo</i> = 'L', $B(ib+i-1, jb+j-1) = A(ia+i-1,$ $ja+j-1), j \leq i \leq m, 1 \leq j \leq n$;</p>
----------	--

otherwise, $B(ib+i-1, jb+j-1) = A(ia+i-1, ja+j-1)$, $1 \leq i \leq m$,
 $1 \leq j \leq n$.

p?laevswp

Moves the eigenvectors from where they are computed to ScaLAPACK standard block cyclic array.

Syntax

```
call pslaevswp(n, zin, ldzi, z, iz, jz, descz, nvs, key, rwork, lrwork)
call pdlaevswp(n, zin, ldzi, z, iz, jz, descz, nvs, key, rwork, lrwork)
call pclaevswp(n, zin, ldzi, z, iz, jz, descz, nvs, key, rwork, lrwork)
call pzlaevswp(n, zin, ldzi, z, iz, jz, descz, nvs, key, rwork, lrwork)
```

Description

For C interface, this routine is declared in `mkl_scalapack.h` file.

The routine moves the eigenvectors (potentially unsorted) from where they are computed, to a ScaLAPACK standard block cyclic array, sorted so that the corresponding eigenvalues are sorted.

Input Parameters

np = the number of rows local to a given process.

nq = the number of columns local to a given process.

n (global). INTEGER.

The order of the matrix A . $n \geq 0$.

zin (local).

REAL for pslaevswp

DOUBLE PRECISION for pdlaevswp

COMPLEX for pclaevswp

COMPLEX*16 for pzlaevswp. Array, DIMENSION ($ldzi$, $nvs(iam)$). The eigenvectors on input. Each eigenvector resides entirely in one process. Each process holds a

	contiguous set of $nvs(iam)$ eigenvectors. The first eigenvector which the process holds is: sum for $i=[0, iam-1]$ of $nvs(i)$.
<i>ldzi</i>	(local) INTEGER. The leading dimension of the <i>zin</i> array.
<i>iz, jz</i>	(global) INTEGER. The row and column indices in the global array <i>z</i> indicating the first row and the first column of the submatrix <i>z</i> , respectively.
<i>descz</i>	(global and local) INTEGER array, DIMENSION (<i>dlen_</i>). The array descriptor for the distributed matrix <i>Z</i> .
<i>nvs</i>	(global) INTEGER. Array, DIMENSION(<i>nprocs</i> +1) $nvs(i)$ = number of processes number of eigenvectors held by processes $[0, i-1]$ $nvs(1)$ = number of eigen vectors held by $[0, 1 -1] = 0$ $nvs(nprocs+1)$ = number of eigen vectors held by $[0, nprocs)$ = total number of eigenvectors.
<i>key</i>	(global) INTEGER. Array, DIMENSION (<i>n</i>). Indicates the actual index (after sorting) for each of the eigenvectors.
<i>rwork</i>	(local). REAL for pslaevswp DOUBLE PRECISION for pdlaevswp COMPLEX for pclaevswp COMPLEX*16 for pzlaevswp. Array, DIMENSION (<i>lrwork</i>).
<i>lrwork</i>	(local) INTEGER. Dimension of <i>work</i> .

Output Parameters

<i>z</i>	(local). REAL for pslaevswp DOUBLE PRECISION for pdlaevswp COMPLEX for pclaevswp COMPLEX*16 for pzlaevswp.
----------	--

Array, global DIMENSION (n, n), local DIMENSION ($descz(dlen_), nq$). The eigenvectors on output. The eigenvectors are distributed in a block cyclic manner in both dimensions, with a block size of nb .

p?lahrd

Reduces the first nb columns of a general rectangular matrix A so that elements below the k -th subdiagonal are zero, by an orthogonal/unitary transformation, and returns auxiliary matrices that are needed to apply the transformation to the unreduced part of A .

Syntax

```
call pslahrd(n, k, nb, a, ia, ja, desca, tau, t, y, iy, jy, descy, work)
call pdlahrd(n, k, nb, a, ia, ja, desca, tau, t, y, iy, jy, descy, work)
call pclahrd(n, k, nb, a, ia, ja, desca, tau, t, y, iy, jy, descy, work)
call pzlahrd(n, k, nb, a, ia, ja, desca, tau, t, y, iy, jy, descy, work)
```

Description

For C interface, this routine is declared in `mkl_scalapack.h` file.

The routine reduces the first nb columns of a real general n -by- $(n-k+1)$ distributed matrix $A(ia:ia+n-1, ja:ja+n-k)$ so that elements below the k -th subdiagonal are zero. The reduction is performed by an orthogonal/unitary similarity transformation Q'^*A*Q . The routine returns the matrices V and T which determine Q as a block reflector $I-V*T*V'$, and also the matrix $Y = A*V*T$.

This is an auxiliary routine called by `p?gehrd`. In the following comments $\text{sub}(A)$ denotes $A(ia:ia+n-1, ja:ja+n-1)$.

Input Parameters

n (global) INTEGER.
The order of the distributed submatrix $\text{sub}(A)$. $n \geq 0$.

k (global) INTEGER.

	The offset for the reduction. Elements below the k -th subdiagonal in the first nb columns are reduced to zero.
<i>nb</i>	(global) INTEGER. The number of columns to be reduced.
<i>a</i>	(local). REAL for pslahrd DOUBLE PRECISION for pdlahrd COMPLEX for pclahrd COMPLEX*16 for pzlahrd. Pointer into the local memory to an array of DIMENSION (<i>lld_a</i> , <i>LOCc(ja+n-k)</i>). On entry, this array contains the local pieces of the n -by- $(n-k+1)$ general distributed matrix $A(ia:ia+n-1, ja:ja+n-k)$.
<i>ia, ja</i>	(global) INTEGER. The row and column indices in the global array <i>A</i> indicating the first row and the first column of the submatrix sub(<i>A</i>), respectively.
<i>desca</i>	(global and local) INTEGER array, DIMENSION (<i>dlen_</i>). The array descriptor for the distributed matrix <i>A</i> .
<i>iy, jy</i>	(global) INTEGER. The row and column indices in the global array <i>Y</i> indicating the first row and the first column of the submatrix sub(<i>Y</i>), respectively.
<i>descy</i>	(global and local) INTEGER array, DIMENSION (<i>dlen_</i>). The array descriptor for the distributed matrix <i>Y</i> .
<i>work</i>	(local). REAL for pslahrd DOUBLE PRECISION for pdlahrd COMPLEX for pclahrd COMPLEX*16 for pzlahrd. Array, DIMENSION (<i>nb</i>).

Output Parameters

<i>a</i>	(local). On exit, the elements on and above the k -th subdiagonal in the first nb columns are overwritten with the corresponding elements of the reduced distributed matrix; the elements below the k -th subdiagonal, with the
----------	--

	array <i>tau</i> , represent the matrix <i>Q</i> as a product of elementary reflectors. The other columns of $A(ia:ia+n-1, ja:ja+n-k)$ are unchanged. (See <i>Application Notes</i> below.)
<i>tau</i>	(local) REAL for pslahrd DOUBLE PRECISION for pdlahrd COMPLEX for pclahrd COMPLEX*16 for pzlahrd. Array, DIMENSION $LOCc(ja+n-2)$. The scalar factors of the elementary reflectors (see <i>Application Notes</i> below). <i>tau</i> is tied to the distributed matrix <i>A</i> .
<i>t</i>	(local)REAL for pslahrd DOUBLE PRECISION for pdlahrd COMPLEX for pclahrd COMPLEX*16 for pzlahrd. Array, DIMENSION (nb_a, nb_a) The upper triangular matrix <i>T</i> .
<i>y</i>	(local). REAL for pslahrd DOUBLE PRECISION for pdlahrd COMPLEX for pclahrd COMPLEX*16 for pzlahrd. Pointer into the local memory to an array of DIMENSION (lld_y, nb_a) . On exit, this array contains the local pieces of the <i>n</i> -by- <i>nb</i> distributed matrix <i>Y</i> . $lld_y \geq LOCr(ia+n-1)$.

Application Notes

The matrix *Q* is represented as a product of *nb* elementary reflectors

$$Q = H(1) * H(2) * \dots * H(nb).$$

Each $H(i)$ has the form

$$H(i) = I - \tau v v',$$

where *tau* is a real/complex scalar, and *v* is a real/complex vector with $v(1:i+k-1) = 0$, $v(i+k) = 1$; $v(i+k+1:n)$ is stored on exit in $A(ia+i+k:ia+n-1, ja+i-1)$, and *tau* in $TAU(ja+i-1)$.

The elements of the vectors v together form the $(n-k+1)$ -by- nb matrix V which is needed, with T and Y , to apply the transformation to the unreduced part of the matrix, using an update of the form: $A(ia:ia+n-1, ja:ja+n-k) := (I-V*T*V')*(A(ia:ia+n-1, ja:ja+n-k)-Y*V')$. The contents of $A(ia:ia+n-1, ja:ja+n-k)$ on exit are illustrated by the following example with $n = 7$, $k = 3$, and $nb = 2$:

$$\begin{bmatrix} a & h & a & a & a \\ a & h & a & a & a \\ a & h & a & a & a \\ h & h & a & a & a \\ v1 & h & a & a & a \\ v1 & v2 & a & a & a \\ v1 & v2 & a & a & a \end{bmatrix}$$

where a denotes an element of the original matrix $A(ia:ia+n-1, ja:ja+n-k)$, h denotes a modified element of the upper Hessenberg matrix H , and vi denotes an element of the vector defining $H(i)$.

p?laiect

Exploits IEEE arithmetic to accelerate the computations of eigenvalues. (C interface function).

Syntax

```
void pslaiect(float *sigma, int *n, float *d, int *count);
void pdlaiectb(float *sigma, int *n, float *d, int *count);
void pdlaiectl(float *sigma, int *n, float *d, int *count);
```

Description

For C interface, this routine is declared in `mkl_scalapack.h` file.

The routine computes the number of negative eigenvalues of $(A - \sigma I)$. This implementation of the Sturm Sequence loop exploits IEEE arithmetic and has no conditionals in the innermost loop. The signbit for real routine `pslaiect` is assumed to be bit 32. Double precision routines `pdlaiectb` and `pdlaiectl` differ in the order of the double precision word storage and,

consequently, in the signbit location. For `pdlaiectb`, the double precision word is stored in the big-endian word order and the signbit is assumed to be bit 32. For `pdlaiectl`, the double precision word is stored in the little-endian word order and the signbit is assumed to be bit 64.

Note that all arguments are call-by-reference so that this routine can be directly called from Fortran code.

This is a ScaLAPACK internal subroutine and arguments are not checked for unreasonable values.

Input Parameters

sigma Real for `pslaiect`
 DOUBLE PRECISION for `pdlaiectb/pdlaiectl`.
 The shift. `p?laiect` finds the number of eigenvalues less than equal to *sigma*.

n INTEGER. The order of the tridiagonal matrix *T*. $n \geq 1$.

d Real for `pslaiect`
 DOUBLE PRECISION for `pdlaiectb/pdlaiectl`.
 Array of DIMENSION $(2n - 1)$.
 On entry, this array contains the diagonals and the squares of the off-diagonal elements of the tridiagonal matrix *T*. These elements are assumed to be interleaved in memory for better cache performance. The diagonal entries of *T* are in the entries $d(1), d(3), \dots, d(2n-1)$, while the squares of the off-diagonal entries are $d(2), d(4), \dots, d(2n-2)$. To avoid overflow, the matrix must be scaled so that its largest entry is no greater than $overflow^{(1/2)} * underflow^{(1/4)}$ in absolute value, and for greatest accuracy, it should not be much smaller than that.

Output Parameters

n INTEGER. The count of the number of eigenvalues of *T* less than or equal to *sigma*.

p?lange

Returns the value of the 1-norm, Frobenius norm, infinity-norm, or the largest absolute value of any element, of a general rectangular matrix.

Syntax

```
val = pslange(norm, m, n, a, ia, ja, desca, work)
val = pdlange(norm, m, n, a, ia, ja, desca, work)
val = pclange(norm, m, n, a, ia, ja, desca, work)
val = pzlange(norm, m, n, a, ia, ja, desca, work)
```

Description

For C interface, this routine is declared in `mkl_scalapack.h` file.

The routine returns the value of the 1-norm, or the Frobenius norm, or the infinity norm, or the element of largest absolute value of a distributed matrix `sub(A) = A(ia:ia+m-1, ja:ja+n-1)`.

Input Parameters

<i>norm</i>	(global) CHARACTER. Specifies what value is returned by the routine: = 'M' or 'm': $val = \max(\text{abs}(A_{ij}))$, largest absolute value of the matrix <i>A</i> , it s not a matrix norm. = '1' or 'O' or 'o': $val = \text{norm1}(A)$, 1-norm of the matrix <i>A</i> (maximum column sum), = 'I' or 'i': $val = \text{normI}(A)$, infinity norm of the matrix <i>A</i> (maximum row sum), = 'F', 'f', 'E' or 'e': $val = \text{normF}(A)$, Frobenius norm of the matrix <i>A</i> (square root of sum of squares).
<i>m</i>	(global). INTEGER. The number of rows to be operated on, that is, the number of rows of the distributed submatrix <code>sub(A)</code> . When $m = 0$, <code>p?lange</code> is set to zero. $m \geq 0$.
<i>n</i>	(global). INTEGER.

The number of columns to be operated on, that is, the number of columns of the distributed submatrix sub(A).
When $n = 0$, p?lange is set to zero. $n \geq 0$.

a (local).
Real for pslange
DOUBLE PRECISION for pdlange
COMPLEX for pclange
COMPLEX*16 for pzlange.
Pointer into the local memory to an array of DIMENSION (lld_a, LOcc(ja+n-1)) containing the local pieces of the distributed matrix sub(A).

ia, ja (global) INTEGER. The row and column indices in the global array A indicating the first row and the first column of the submatrix sub(A), respectively.

desca (global and local) INTEGER array, DIMENSION (dlen_). The array descriptor for the distributed matrix A.

work (local).
Real for pslange
DOUBLE PRECISION for pdlange
COMPLEX for pclange
COMPLEX*16 for pzlange.
Array DIMENSION (lwork).
 $lwork \geq 0$ if *norm* = 'M' or 'm' (not referenced),
 $nq0$ if *norm* = '1', 'O' or 'o',
 $mp0$ if *norm* = 'I' or 'i',
0 if *norm* = 'F', 'f', 'E' or 'e' (not referenced),
where
 $iroffa = \text{mod}(ia-1, mb_a)$, $icoffa = \text{mod}(ja-1, nb_a)$,
 $iarow = \text{indxg2p}(ia, mb_a, myrow, rsrc_a, nprow)$,
 $iacol = \text{indxg2p}(ja, nb_a, mycol, csrc_a, npcot)$,
 $mp0 = \text{numroc}(m+iroffa, mb_a, myrow, iarow, nprow)$,
 $nq0 = \text{numroc}(n+icoffa, nb_a, mycol, iacol, npcot)$,

`indxg2p` and `numroc` are ScaLAPACK tool routines; `myrow`, `mycol`, `nprow`, and `npcol` can be determined by calling the subroutine `blacs_gridinfo`.

Output Parameters

val The value returned by the routine.

p?lanhs

Returns the value of the 1-norm, Frobenius norm, infinity-norm, or the largest absolute value of any element, of an upper Hessenberg matrix.

Syntax

```
val = pslanhs(norm, n, a, ia, ja, desca, work)
val = pdlanhs(norm, n, a, ia, ja, desca, work)
val = pclanhs(norm, n, a, ia, ja, desca, work)
val = pzlanhs(norm, n, a, ia, ja, desca, work)
```

Description

For C interface, this routine is declared in `mkl_scalapack.h` file.

The routine returns the value of the 1-norm, or the Frobenius norm, or the infinity norm, or the element of largest absolute value of an upper Hessenberg distributed matrix $\text{sub}(A) = A(ia:ia+m-1, ja:ja+n-1)$.

Input Parameters

norm CHARACTER*1. Specifies the value to be returned by the routine:
 = 'M' or 'm': $val = \max(\text{abs}(A_{ij}))$, largest absolute value of the matrix *A*.
 = '1' or 'O' or 'o': $val = \text{norml}(A)$, 1-norm of the matrix *A* (maximum column sum),
 = 'I' or 'i': $val = \text{normI}(A)$, infinity norm of the matrix *A* (maximum row sum),

= 'F', 'f', 'E' or 'e': $val = \text{normF}(A)$, Frobenius norm of the matrix A (square root of sum of squares).

n (global) INTEGER.
The number of columns to be operated on, that is, the number of columns of the distributed submatrix $\text{sub}(A)$.
When $n = 0$, $p?lanhs$ is set to zero. $n \geq 0$.

a (local).
Real for $p\text{slanhs}$
DOUBLE PRECISION for $p\text{dlanhs}$
COMPLEX for $p\text{clanhs}$
COMPLEX*16 for $p\text{zlanhs}$.
Pointer into the local memory to an array of
DIMENSION(lld_a , $LOCc(ja+n-1)$) containing the local pieces of the distributed matrix $\text{sub}(A)$.

ia, ja (global) INTEGER.
The row and column indices in the global array A indicating the first row and the first column of the submatrix $\text{sub}(A)$, respectively.

desca (global and local) INTEGER array, DIMENSION ($dlen_$). The array descriptor for the distributed matrix A .

work (local).
Real for $p\text{slanhs}$
DOUBLE PRECISION for $p\text{dlanhs}$
COMPLEX for $p\text{clanhs}$
COMPLEX*16 for $p\text{zlanh}$.
Array, DIMENSION ($lwork$).
 $lwork \geq 0$ if $norm = 'M'$ or $'m'$ (not referenced),
 $nq0$ if $norm = '1'$, $'O'$ or $'o'$,
 $mp0$ if $norm = 'I'$ or $'i'$,
 0 if $norm = 'F'$, $'f'$, $'E'$ or $'e'$ (not referenced),
where
 $iroffa = \text{mod}(ia-1, mb_a)$, $icoffa = \text{mod}(ja-1, nb_a)$,
 $iarow = \text{indxg2p}(ia, mb_a, myrow, rsrc_a, nprow)$,
 $iacol = \text{indxg2p}(ja, nb_a, mycol, csrc_a, npcrow)$,
 $mp0 = \text{numroc}(m+iroffa, mb_a, myrow, iarow, nprow)$,
 $nq0 = \text{numroc}(n+icoffa, nb_a, mycol, iacol, npcrow)$,

`indxg2p` and `numroc` are ScaLAPACK tool routines; `myrow`, `imycol`, `nprow`, and `npcol` can be determined by calling the subroutine `blacs_gridinfo`.

Output Parameters

`val` The value returned by the fuction.

p?lansy, p?lanhe

Returns the value of the 1-norm, Frobenius norm, infinity-norm, or the largest absolute value of any element, of a real symmetric or a complex Hermitian matrix.

Syntax

```
val = pslansy(norm, uplo, n, a, ia, ja, desca, work)
val = pdlansy(norm, uplo, n, a, ia, ja, desca, work)
val = pclansy(norm, uplo, n, a, ia, ja, desca, work)
val = pzlansy(norm, uplo, n, a, ia, ja, desca, work)
val = pclanhe(norm, uplo, n, a, ia, ja, desca, work)
val = pzlanhe(norm, uplo, n, a, ia, ja, desca, work)
```

Description

The routines return the value of the 1-norm, or the Frobenius norm, or the infinity norm, or the element of largest absolute value of a distributed matrix $\text{sub}(A) = A(ia:ia+m-1, ja:ja+n-1)$.

Input Parameters

`norm` (global) CHARACTER. Specifies what value is returned by the routine:
 = 'M' or 'm': $val = \max(\text{abs}(A_{ij}))$, largest absolute value of the matrix A , it s not a matrix norm.
 = '1' or 'O' or 'o': $val = \text{norml}(A)$, 1-norm of the matrix A (maximum column sum),

= 'I' or 'i': $val = \text{normI}(A)$, infinity norm of the matrix A (maximum row sum),
 = 'F', 'f', 'E' or 'e': $val = \text{normF}(A)$, Frobenius norm of the matrix A (square root of sum of squares).

uplo (global) CHARACTER. Specifies whether the upper or lower triangular part of the symmetric matrix $\text{sub}(A)$ is to be referenced.
 = 'U': Upper triangular part of $\text{sub}(A)$ is referenced,
 = 'L': Lower triangular part of $\text{sub}(A)$ is referenced.

n (global) INTEGER.
 The number of columns to be operated on i.e the number of columns of the distributed submatrix $\text{sub}(A)$. When $n = 0$, $p?lansy$ is set to zero. $n \geq 0$.

a (local).
 Real for $p?lansy$
 DOUBLE PRECISION for $pdlansy$
 COMPLEX for $pclansy$, $pclanhe$
 COMPLEX*16 for $pzlansy$, $pzlanhe$.
 Pointer into the local memory to an array of DIMENSION ($lld_a, LOCC(ja+n-1)$) containing the local pieces of the distributed matrix $\text{sub}(A)$.
 If $uplo = 'U'$, the leading n -by- n upper triangular part of $\text{sub}(A)$ contains the upper triangular matrix whose norm is to be computed, and the strictly lower triangular part of this matrix is not referenced. If $uplo = 'L'$, the leading n -by- n lower triangular part of $\text{sub}(A)$ contains the lower triangular matrix whose norm is to be computed, and the strictly upper triangular part of $\text{sub}(A)$ is not referenced.

ia, ja (global) INTEGER. The row and column indices in the global array A indicating the first row and the first column of the submatrix $\text{sub}(A)$, respectively.

desca (global and local) INTEGER array, DIMENSION ($dlen_$). The array descriptor for the distributed matrix A .

work (local).
 Real for $p?lansy$
 DOUBLE PRECISION for $pdlansy$
 COMPLEX for $pclansy$, $pclanhe$

```

COMPLEX*16 for pzlansy, pzlanhe.
Array DIMENSION (lwork).
lwork ≥ 0 if norm = 'M' or 'm' (not referenced),
2*nq0+np0+ldw if norm = '1', 'O' or 'o', 'I' or 'i',
where ldw is given by:
if( nprow.ne.npcol ) then
ldw = mb_a*ceil(ceil(np0/mb_a)/(lcm/nprow))
else
ldw = 0
end if
0 if norm = 'F', 'f', 'E' or 'e' (not referenced),
where lcm is the least common multiple of nprow and
npcol, lcm = ilcm( nprow, npcil ) and ceil denotes
the ceiling operation (iceil).
iroffa = mod(ia-1, mb_a ), icoffa = mod( ja-1, nb_a),
iarow = indxg2p(ia, mb_a, myrow, rsrc_a, nprow),
iacol = indxg2p(ja, nb_a, mycol, csrc_a, npcil),
mp0 = numroc(m+iroffa, mb_a, myrow, iarow, nprow),
nq0 = numroc(n+icoffa, nb_a, mycol, iacol, npcil),
indxg2p and numroc are ScaLAPACK tool functions; myrow,
mycol, nprow, and npcil can be determined by calling the
subroutine blacs_gridinfo.

```

Output Parameters

val The value returned by the routine.

p?lantr

Returns the value of the 1-norm, Frobenius norm, infinity-norm, or the largest absolute value of any element, of a triangular matrix.

Syntax

```

val = pslantr(norm, uplo, diag, m, n, a, ia, ja, desca, work)
val = pdlantr(norm, uplo, diag, m, n, a, ia, ja, desca, work)
val = pclantr(norm, uplo, diag, m, n, a, ia, ja, desca, work)

```

```
val = pzlantr(norm, uplo, diag, m, n, a, ia, ja, desca, work)
```

Description

For C interface, this routine is declared in `mk1_scalapack.h` file.

The routine returns the value of the 1-norm, or the Frobenius norm, or the infinity norm, or the element of largest absolute value of a trapezoidal or triangular distributed matrix `sub(A)` = `A(ia:ia+m-1, ja:ja+n-1)`.

Input Parameters

<i>norm</i>	<p>(global) CHARACTER. Specifies what value is returned by the routine:</p> <ul style="list-style-type: none"> = 'M' or 'm': $val = \max(\text{abs}(A_{ij}))$, largest absolute value of the matrix A, it s not a matrix norm. = '1' or 'O' or 'o': $val = \text{norm1}(A)$, 1-norm of the matrix A (maximum column sum), = 'I' or 'i': $val = \text{normI}(A)$, infinity norm of the matrix A (maximum row sum), = 'F', 'f', 'E' or 'e': $val = \text{normF}(A)$, Frobenius norm of the matrix A (square root of sum of squares).
<i>uplo</i>	<p>(global) CHARACTER.</p> <p>Specifies whether the upper or lower triangular part of the symmetric matrix <code>sub(A)</code> is to be referenced.</p> <ul style="list-style-type: none"> = 'U': Upper trapezoidal, = 'L': Lower trapezoidal. <p>Note that <code>sub(A)</code> is triangular instead of trapezoidal if $m = n$.</p>
<i>diag</i>	<p>(global). CHARACTER.</p> <p>Specifies whether the distributed matrix <code>sub(A)</code> has unit diagonal.</p> <ul style="list-style-type: none"> = 'N': Non-unit diagonal. = 'U': Unit diagonal.
<i>m</i>	<p>(global) INTEGER.</p> <p>The number of rows to be operated on, that is, the number of rows of the distributed submatrix <code>sub(A)</code>. When $m = 0$, <code>pzlantr</code> is set to zero. $m \geq 0$.</p>
<i>n</i>	<p>(global) INTEGER.</p>

The number of columns to be operated on i.e the number of columns of the distributed submatrix sub(*A*). When $n = 0$, *pzlantr* is set to zero. $n \geq 0$.

a

(local).

Real for *pslantr*
 DOUBLE PRECISION for *pdlantr*
 COMPLEX for *pclantr*
 COMPLEX*16 for *pzlantr*.

Pointer into the local memory to an array of
 DIMENSION(*lld_a*, *LOCc(ja+n-1)*) containing the local
 pieces of the distributed matrix sub(*A*).

ia, ja

(global) INTEGER.

The row and column indices in the global array *a* indicating
 the first row and the first column of the submatrix sub(*A*),
 respectively.

desca

(global and local) INTEGER array, DIMENSION (*dlen_*). The
 array descriptor for the distributed matrix *A*.

work

(local).

Real for *pslantr*
 DOUBLE PRECISION for *pdlantr*
 COMPLEX for *pclantr*
 COMPLEX*16 for *pzlantr*.

Array DIMENSION (*lwork*).

lwork ≥ 0 if *norm* = 'M' or 'm' (not referenced),

*nq*0 if *norm* = '1', 'O' or 'o',

*mp*0 if *norm* = 'I' or 'i',

0 if *norm* = 'F', 'f', 'E' or 'e' (not referenced),

where *lcm* is the least common multiple of *nprow* and *npcol*
 $lcm = \text{ilcm}(nprow, npcol)$ and *ceil* denotes the ceiling
 operation (*iceil*).

iroffa = mod(*ia*-1, *mb_a*), *icoffa* = mod(*ja*-1,
nb_a),

iarow = indxc2p(*ia*, *mb_a*, *myrow*, *rsrc_a*, *nprow*),

iacol = indxc2p(*ja*, *nb_a*, *mycol*, *csrc_a*, *npcol*),

*mp*0 = numroc(*m*+*iroffa*, *mb_a*, *myrow*, *iarow*,
nprow),

`nq0 = numroc(n+icoffa, nb_a, mycol, iacol, npcol),`
`indxg2p` and `numroc` are ScaLAPACK tool functions; `myrow`, `mycol`, `nrow`, and `npcol` can be determined by calling the subroutine `blacs_gridinfo`.

Output Parameters

`val` The value returned by the routine.

p?lapiv

Applies a permutation matrix to a general distributed matrix, resulting in row or column pivoting.

Syntax

```
call pslapiv(direc, rowcol, pivroc, m, n, a, ia, ja, desca, ipiv, ip, jp,
descip, iwork)

call pdlapiv(direc, rowcol, pivroc, m, n, a, ia, ja, desca, ipiv, ip, jp,
descip, iwork)

call pclapiv(direc, rowcol, pivroc, m, n, a, ia, ja, desca, ipiv, ip, jp,
descip, iwork)

call pzlapiv(direc, rowcol, pivroc, m, n, a, ia, ja, desca, ipiv, ip, jp,
descip, iwork)
```

Description

For C interface, this routine is declared in `mkl_scalapack.h` file.

The routine applies either P (permutation matrix indicated by `ipiv`) or $\text{inv}(P)$ to a general m -by- n distributed matrix $\text{sub}(A) = A(ia:ia+m-1, ja:ja+n-1)$, resulting in row or column pivoting. The pivot vector may be distributed across a process row or a column. The pivot vector should be aligned with the distributed matrix A . This routine will transpose the pivot vector, if necessary.

For example, if the row pivots should be applied to the columns of $\text{sub}(A)$, pass `rowcol='C'` and `pivroc='C'`.

Input Parameters

<i>direc</i>	<p>(global) CHARACTER*1. Specifies in which order the permutation is applied: = 'F' (Forward). Applies pivots forward from top of matrix. Computes $P \cdot \text{sub}(A)$. = 'B' (Backward). Applies pivots backward from bottom of matrix. Computes $\text{inv}(P) \cdot \text{sub}(A)$.</p>
<i>rowcol</i>	<p>(global) CHARACTER*1. Specifies if the rows or columns are to be permuted: = 'R' Rows will be permuted, = 'C' Columns will be permuted.</p>
<i>pivroc</i>	<p>(global) CHARACTER*1. Specifies whether <i>ipiv</i> is distributed over a process row or column: = 'R' <i>ipiv</i> is distributed over a process row, = 'C' <i>ipiv</i> is distributed over a process column.</p>
<i>m</i>	<p>(global) INTEGER. The number of rows to be operated on, that is, the number of rows of the distributed submatrix $\text{sub}(A)$. When $m = 0$, <i>p?lapiv</i> is set to zero. $m \geq 0$.</p>
<i>n</i>	<p>(global) INTEGER. The number of columns to be operated on, that is, the number of columns of the distributed submatrix $\text{sub}(A)$. When $n = 0$, <i>p?lapiv</i> is set to zero. $n \geq 0$.</p>
<i>a</i>	<p>(local). Real for <i>pslapiv</i> DOUBLE PRECISION for <i>pdlapiv</i> COMPLEX for <i>pclapiv</i> COMPLEX*16 for <i>pzlapiv</i>. Pointer into the local memory to an array of DIMENSION(<i>lld_a</i>, <i>LOCc(ja+n-1)</i>) containing the local pieces of the distributed matrix $\text{sub}(A)$.</p>
<i>ia, ja</i>	<p>(global) INTEGER. The row and column indices in the global array <i>A</i> indicating the first row and the first column of the submatrix $\text{sub}(A)$, respectively.</p>

<i>desca</i>	(global and local) INTEGER array, DIMENSION (<i>dlen_</i>). The array descriptor for the distributed matrix <i>A</i> .
<i>ipiv</i>	<p>(local). INTEGER. Array, DIMENSION (<i>lipiv</i>) ; when <i>rowcol</i>='R' or 'r': $lipiv \geq LOCr(ia+m-1) + mb_a$ if <i>pivroc</i>='C' or 'c', $lipiv \geq LOCc(m + mod(jp-1, nb_p))$ if <i>pivroc</i>='R' or 'r', and, when <i>rowcol</i>='C' or 'c': $lipiv \geq LOCr(n + mod(ip-1, mb_p))$ if <i>pivroc</i>='C' or 'c', $lipiv \geq LOCc(ja+n-1) + nb_a$ if <i>pivroc</i>='R' or 'r'. This array contains the pivoting information. <i>ipiv</i>(<i>i</i>) is the global row (column), local row (column) <i>i</i> was swapped with. When <i>rowcol</i>='R' or 'r' and <i>pivroc</i>='C' or 'c', or <i>rowcol</i>='C' or 'c' and <i>pivroc</i>='R' or 'r', the last piece of this array of size <i>mb_a</i> (resp. <i>nb_a</i>) is used as workspace. In those cases, this array is tied to the distributed matrix <i>A</i>.</p>
<i>ip, jp</i>	(global) INTEGER. The row and column indices in the global array <i>P</i> indicating the first row and the first column of the submatrix sub(<i>P</i>), respectively.
<i>descip</i>	(global and local) INTEGER array, DIMENSION (<i>dlen_</i>). The array descriptor for the distributed vector <i>ipiv</i> .
<i>iwork</i>	<p>(local). INTEGER. Array, DIMENSION (<i>ldw</i>), where <i>ldw</i> is equal to the workspace necessary for transposition, and the storage of the transposed <i>ipiv</i> :</p>

Let lcm be the least common multiple of $nprow$ and $npcol$.

```

If( rowcol.eq.'r' .and. pivroc.eq.'r') then
    If( nprow.eq. npcol) then
        ldw = LOCr( n_p + mod(jp-1, nb_p) ) + nb_p
    else
        ldw = LOCr( n_p + mod(jp-1, nb_p) ) +
        nb_p * ceil( ceil(LOCc(n_p)/nb_p) / (lcm/npcol) )
    end if
    else if( rowcol.eq.'c' .and. pivroc.eq.'c') then
        if( nprow.eq.
        npcol ) then
            ldw = LOCc( m_p + mod(ip-1, mb_p) ) + mb_p
        else
            ldw = LOCc( m_p + mod(ip-1, mb_p) ) +
            mb_p * ceil(ceil(LOCr(m_p)/mb_p) / (lcm/nprow) )
        end if
    else
        iwork is not referenced.
    end if.

```

Output Parameters

a

(local).

On exit, the local pieces of the permuted distributed submatrix.

p?laqge

Scales a general rectangular matrix, using row and column scaling factors computed by p?geequ .

Syntax

```
call pslaqge(m, n, a, ia, ja, desca, r, c, rowcnd, colcnd, amax, equed)
call pdlaqge(m, n, a, ia, ja, desca, r, c, rowcnd, colcnd, amax, equed)
call pclaqge(m, n, a, ia, ja, desca, r, c, rowcnd, colcnd, amax, equed)
call pzlaqge(m, n, a, ia, ja, desca, r, c, rowcnd, colcnd, amax, equed)
```

Description

For C interface, this routine is declared in `mkl_scalapack.h` file.

The routine equilibrates a general m -by- n distributed matrix $\text{sub}(A) = A(ia:ia+m-1, ja:ja+n-1)$ using the row and scaling factors in the vectors r and c computed by [p?geequ](#).

Input Parameters

m	(global). INTEGER. The number of rows to be operated on, that is, the number of rows of the distributed submatrix $\text{sub}(A)$. ($m \geq 0$).
n	(global). INTEGER. The number of columns to be operated on, that is, the number of columns of the distributed submatrix $\text{sub}(A)$. ($n \geq 0$).
a	(local). REAL for pslaqge DOUBLE PRECISION for pdlaqge COMPLEX for pclaqge COMPLEX*16 for pzlaqge. Pointer into the local memory to an array of DIMENSION(lld_a , $LOCc(ja+n-1)$). On entry, this array contains the distributed matrix $\text{sub}(A)$.

<i>ia, ja</i>	(global) INTEGER. The row and column indices in the global array <i>A</i> indicating the first row and the first column of the submatrix sub(<i>A</i>), respectively.
<i>desca</i>	(global and local) INTEGER array, DIMENSION (<i>dlen_</i>). The array descriptor for the distributed matrix <i>A</i> .
<i>r</i>	(local). REAL for pslagge DOUBLE PRECISION for pdlagge COMPLEX for pclagge COMPLEX*16 for pzlagge. Array, DIMENSION <i>LOCr(m_a)</i> . The row scale factors for sub(<i>A</i>). <i>r</i> is aligned with the distributed matrix <i>A</i> , and replicated across every process column. <i>r</i> is tied to the distributed matrix <i>A</i> .
<i>c</i>	(local). REAL for pslagge DOUBLE PRECISION for pdlagge COMPLEX for pclagge COMPLEX*16 for pzlagge. Array, DIMENSION <i>LOCc(n_a)</i> . The row scale factors for sub(<i>A</i>). <i>c</i> is aligned with the distributed matrix <i>A</i> , and replicated across every process column. <i>c</i> is tied to the distributed matrix <i>A</i> .
<i>rowcnd</i>	(local). REAL for pslagge DOUBLE PRECISION for pdlagge COMPLEX for pclagge COMPLEX*16 for pzlagge. The global ratio of the smallest <i>r(i)</i> to the largest <i>r(i)</i> , $ia \leq i \leq ia+m-1$.
<i>colcnd</i>	(local). REAL for pslagge DOUBLE PRECISION for pdlagge COMPLEX for pclagge COMPLEX*16 for pzlagge.

The global ratio of the smallest $c(i)$ to the largest $c(i)$,
 $ia \leq i \leq ia+n-1$.

amax (global). REAL for pslaqge
 DOUBLE PRECISION for pdlaqge
 COMPLEX for pclaqge
 COMPLEX*16 for pzlaqge.
 Absolute value of largest distributed submatrix entry.

Output Parameters

a (local).
 On exit, the equilibrated distributed matrix. See *equed* for
 the form of the equilibrated distributed submatrix.

equed (global) CHARACTER.
 Specifies the form of equilibration that was done.
 = 'N': No equilibration
 = 'R': Row equilibration, that is, $\text{sub}(A)$ has been
 pre-multiplied by $\text{diag}(r(ia:ia+m-1))$,
 = 'C': column equilibration, that is, $\text{sub}(A)$ has been
 post-multiplied by $\text{diag}(c(ja:ja+n-1))$,
 = 'B': Both row and column equilibration, that is, $\text{sub}(A)$
 has been replaced by $\text{diag}(r(ia:ia+m-1)) * \text{sub}(A) * \text{diag}(c(ja:ja+n-1))$.

p?laqsy

*Scales a symmetric/Hermitian matrix, using scaling
 factors computed by p?poequ .*

Syntax

```
call pslaqsy(uplo, n, a, ia, ja, desca, sr, sc, scond, amax, equed)
call pdlaqsy(uplo, n, a, ia, ja, desca, sr, sc, scond, amax, equed)
call pclaqsy(uplo, n, a, ia, ja, desca, sr, sc, scond, amax, equed)
call pzlaqsy(uplo, n, a, ia, ja, desca, sr, sc, scond, amax, equed)
```

Description

For C interface, this routine is declared in `mk1_scalapack.h` file.

The routine equilibrates a symmetric distributed matrix $\text{sub}(A) = A(ia:ia+n-1, ja:ja+n-1)$ using the scaling factors in the vectors *sr* and *sc*. The scaling factors are computed by [p?poequ](#).

Input Parameters

<i>uplo</i>	(global) CHARACTER. Specifies the upper or lower triangular part of the symmetric distributed matrix $\text{sub}(A)$ is to be referenced: = 'U': Upper triangular part; = 'L': Lower triangular part.
<i>n</i>	(global) INTEGER. The order of the distributed submatrix $\text{sub}(A)$. $n \geq 0$.
<i>a</i>	(local). REAL for pslagsy DOUBLE PRECISION for pdlagsy COMPLEX for pclagsy COMPLEX*16 for pzlagsy. Pointer into the local memory to an array of DIMENSION (<i>lld_a</i> , <i>LOCc(ja+n-1)</i>). On entry, this array contains the local pieces of the distributed matrix $\text{sub}(A)$. On entry, the local pieces of the distributed symmetric matrix $\text{sub}(A)$. If <i>uplo</i> = 'U', the leading <i>n</i> -by- <i>n</i> upper triangular part of $\text{sub}(A)$ contains the upper triangular part of the matrix, and the strictly lower triangular part of $\text{sub}(A)$ is not referenced. If <i>uplo</i> = 'L', the leading <i>n</i> -by- <i>n</i> lower triangular part of $\text{sub}(A)$ contains the lower triangular part of the matrix, and the strictly upper triangular part of $\text{sub}(A)$ is not referenced.
<i>ia, ja</i>	(global) INTEGER. The row and column indices in the global array <i>A</i> indicating the first row and the first column of the submatrix $\text{sub}(A)$, respectively.
<i>desca</i>	(global and local) INTEGER array, DIMENSION (<i>dlen_</i>). The array descriptor for the distributed matrix <i>A</i> .

<i>sr</i>	<p>(local)</p> <p>REAL for pslaqsy DOUBLE PRECISION for pdlaqsy COMPLEX for pclaqsy COMPLEX*16 for pzlaqsy.</p> <p>Array, DIMENSION $LOCr(m_a)$. The scale factors for $A(ia:ia+m-1, ja:ja+n-1)$. <i>sr</i> is aligned with the distributed matrix <i>A</i>, and replicated across every process column. <i>sr</i> is tied to the distributed matrix <i>A</i>.</p>
<i>sc</i>	<p>(local)</p> <p>REAL for pslaqsy DOUBLE PRECISION for pdlaqsy COMPLEX for pclaqsy COMPLEX*16 for pzlaqsy.</p> <p>Array, DIMENSION $LOCc(m_a)$. The scale factors for $A(ia:ia+m-1, ja:ja+n-1)$. <i>sc</i> is aligned with the distributed matrix <i>A</i>, and replicated across every process column. <i>sc</i> is tied to the distributed matrix <i>A</i>.</p>
<i>scond</i>	<p>(global). REAL for pslaqsy DOUBLE PRECISION for pdlaqsy COMPLEX for pclaqsy COMPLEX*16 for pzlaqsy.</p> <p>Ratio of the smallest $sr(i)$ (respectively $sc(j)$) to the largest $sr(i)$ (respectively $sc(j)$), with $ia \leq i \leq ia+n-1$ and $ja \leq j \leq ja+n-1$.</p>
<i>amax</i>	<p>(global).</p> <p>REAL for pslaqsy DOUBLE PRECISION for pdlaqsy COMPLEX for pclaqsy COMPLEX*16 for pzlaqsy.</p> <p>Absolute value of largest distributed submatrix entry.</p>

Output Parameters

<i>a</i>	<p>On exit, if <i>equed</i> = 'Y', the equilibrated matrix:</p>
----------	--

equed

```
diag(sr(ia:ia+n-1)) * sub(A) *
diag(sc(ja:ja+n-1)).
```

(global) CHARACTER*1.
 Specifies whether or not equilibration was done.
 = 'N': No equilibration.
 = 'Y': Equilibration was done, that is, sub(A) has been
 replaced by:

```
diag(sr(ia:ia+n-1)) * sub(A) *
diag(sc(ja:ja+n-1)).
```

p?lared1d

*Redistributes an array assuming that the input array, **bycol**, is distributed across rows and that all process columns contain the same copy of **bycol**.*

Syntax

```
call pslared1d(n, ia, ja, desc, bycol, byall, work, lwork)
call pdlared1d(n, ia, ja, desc, bycol, byall, work, lwork)
```

Description

For C interface, this routine is declared in `mkl_scalapack.h` file.

The routine redistributes a 1D array. It assumes that the input array *bycol* is distributed across rows and that all process column contain the same copy of *bycol*. The output array *byall* is identical on all processes and contains the entire array.

Input Parameters

np = Number of local rows in *bycol*()

n (global). INTEGER.
 The number of elements to be redistributed. $n \geq 0$.

ia, ja (global) INTEGER. *ia, ja* must be equal to 1.

desc (global and local) INTEGER array, DIMENSION 8. A 2D array descriptor, which describes *bycol*.

bycol (local).

`REAL for pslared1d`
`DOUBLE PRECISION for pdlared1d`
`COMPLEX for pclared1d`
`COMPLEX*16 for pzlarred1d.`
Distributed block cyclic array global `DIMENSION (n)`, local `DIMENSION np, bycol` is distributed across the process rows. All process columns are assumed to contain the same value.
work (local).
`REAL for pslared1d`
`DOUBLE PRECISION for pdlared1d`
`COMPLEX for pclared1d`
`COMPLEX*16 for pzlarred1d.`
`DIMENSION (lwork).` Used to hold the buffers sent from one process to another.
lwork (local)
 INTEGER. The size of the *work* array. $lwork \geq \text{numroc}(n, \text{desc}(nb_), 0, 0, npcol)$.

Output Parameters

byall (global). `REAL for pslared1d`
`DOUBLE PRECISION for pdlared1d`
`COMPLEX for pclared1d`
`COMPLEX*16 for pzlarred1d.`
 Global `DIMENSION (n)`, local `DIMENSION (n)`. *byall* is exactly duplicated on all processes. It contains the same values as *bycol*, but it is replicated across all processes rather than being distributed.

p?larred2d

*Redistributes an array assuming that the input array *byrow* is distributed across columns and that all process rows contain the same copy of *byrow*.*

Syntax

`call pslared2d(n, ia, ja, desc, byrow, byall, work, lwork)`

```
call pdlared2d(n, ia, ja, desc, byrow, byall, work, lwork)
```

Description

For C interface, this routine is declared in `mkl_scalapack.h` file.

The routine redistributes a 1D array. It assumes that the input array *byrow* is distributed across columns and that all process rows contain the same copy of *byrow*. The output array *byall* will be identical on all processes and will contain the entire array.

Input Parameters

np = Number of local rows in *byrow*()

<i>n</i>	(global) INTEGER. The number of elements to be redistributed. $n \geq 0$.
<i>ia, ja</i>	(global) INTEGER. <i>ia, ja</i> must be equal to 1.
<i>desc</i>	(global and local) INTEGER array, DIMENSION (<i>dlen_</i>). A 2D array descriptor, which describes <i>byrow</i> .
<i>byrow</i>	(local). REAL for pslared2d DOUBLE PRECISION for pdlared2d COMPLEX for pclared2d COMPLEX*16 for pzlarred2d. Distributed block cyclic array global DIMENSION (<i>n</i>), local DIMENSION <i>np</i> . <i>bycol</i> is distributed across the process columns. All process rows are assumed to contain the same value.
<i>work</i>	(local). REAL for pslared2d DOUBLE PRECISION for pdlared2d COMPLEX for pclared2d COMPLEX*16 for pzlarred2d. DIMENSION (<i>lwork</i>). Used to hold the buffers sent from one process to another.
<i>lwork</i>	(local).INTEGER. The size of the <i>work</i> array. $lwork \geq \text{numroc}(n, \text{desc}(\text{nb_}), 0, 0, \text{npcol})$.

Output Parameters

byall (global). REAL for pslared2d
 DOUBLE PRECISION for pdlared2d
 COMPLEX for pclared2d
 COMPLEX*16 for pzlared2d.
 Global DIMENSION(*n*), local DIMENSION (*n*). *byall* is exactly duplicated on all processes. It contains the same values as *bycol*, but it is replicated across all processes rather than being distributed.

p?larf

Applies an elementary reflector to a general rectangular matrix.

Syntax

```
call pslarf(side, m, n, v, iv, jv, descv, incv, tau, c, ic, jc, descc, work)
call pdlarf(side, m, n, v, iv, jv, descv, incv, tau, c, ic, jc, descc, work)
call pclarf(side, m, n, v, iv, jv, descv, incv, tau, c, ic, jc, descc, work)
call pzlarf(side, m, n, v, iv, jv, descv, incv, tau, c, ic, jc, descc, work)
```

Description

For C interface, this routine is declared in `mkl_scalapack.h` file.

The routine applies a real/complex elementary reflector Q (or Q^T) to a real/complex m -by- n distributed matrix $\text{sub}(C) = C(ic:ic+m-1, jc:jc+n-1)$, from either the left or the right. Q is represented in the form

$$Q = I - \tau * v * v',$$

where τ is a real/complex scalar and v is a real/complex vector.

If $\tau = 0$, then Q is taken to be the unit matrix.

Input Parameters

side (global). CHARACTER.
 = 'L': form $Q * \text{sub}(C)$,
 = 'R': form $\text{sub}(C) * Q$, $Q = Q^T$.

<i>m</i>	<p>(global) INTEGER.</p> <p>The number of rows to be operated on, that is, the number of rows of the distributed submatrix $\text{sub}(A)$. ($m \geq 0$).</p>
<i>n</i>	<p>(global) INTEGER.</p> <p>The number of columns to be operated on, that is, the number of columns of the distributed submatrix $\text{sub}(A)$. ($n \geq 0$).</p>
<i>v</i>	<p>(local).</p> <p>REAL for <code>pslarf</code> DOUBLE PRECISION for <code>pdlarf</code> COMPLEX for <code>pclarf</code> COMPLEX*16 for <code>pzlarf</code>.</p> <p>Pointer into the local memory to an array of DIMENSION (<i>lld_v</i>,*) containing the local pieces of the distributed vectors <i>v</i> representing the Householder transformation <i>Q</i>, <i>v</i>(<i>iv</i>:<i>iv</i>+<i>m</i>-1, <i>jv</i>) if <i>side</i> = 'L' and <i>incv</i> = 1, <i>v</i>(<i>iv</i>, <i>jv</i>:<i>jv</i>+<i>m</i>-1) if <i>side</i> = 'L' and <i>incv</i> = <i>m_v</i>, <i>v</i>(<i>iv</i>:<i>iv</i>+<i>n</i>-1, <i>jv</i>) if <i>side</i> = 'R' and <i>incv</i> = 1, <i>v</i>(<i>iv</i>, <i>jv</i>:<i>jv</i>+<i>n</i>-1) if <i>side</i> = 'R' and <i>incv</i> = <i>m_v</i>. The vector <i>v</i> is the representation of <i>Q</i>. <i>v</i> is not used if <i>tau</i> = 0.</p>
<i>iv, jv</i>	<p>(global) INTEGER. The row and column indices in the global array <i>v</i> indicating the first row and the first column of the submatrix $\text{sub}(v)$, respectively.</p>
<i>descv</i>	<p>(global and local) INTEGER array, DIMENSION (<i>dlen_</i>). The array descriptor for the distributed matrix <i>V</i>.</p>
<i>incv</i>	<p>(global) INTEGER.</p> <p>The global increment for the elements of <i>v</i>. Only two values of <i>incv</i> are supported in this version, namely 1 and <i>m_v</i>. <i>incv</i> must not be zero.</p>
<i>tau</i>	<p>(local).</p> <p>REAL for <code>pslarf</code> DOUBLE PRECISION for <code>pdlarf</code> COMPLEX for <code>pclarf</code> COMPLEX*16 for <code>pzlarf</code>.</p>

Array, DIMENSION $LOCc(jv)$ if $incv = 1$, and $LOCr(iv)$ otherwise. This array contains the Householder scalars related to the Householder vectors.
 τ is tied to the distributed matrix v .

c (local).
 REAL for pslarf
 DOUBLE PRECISION for pdlarf
 COMPLEX for pclarf
 COMPLEX*16 for pzlarf.
 Pointer into the local memory to an array of
 DIMENSION(lld_c , $LOCc(jc+n-1)$), containing the local
 pieces of sub(c).

ic, jc (global) INTEGER.
 The row and column indices in the global array c indicating
 the first row and the first column of the submatrix sub(c),
 respectively.

$desc$ (global and local) INTEGER array, DIMENSION ($dlen$). The
 array descriptor for the distributed matrix c .

$work$ (local).
 REAL for pslarf
 DOUBLE PRECISION for pdlarf
 COMPLEX for pclarf
 COMPLEX*16 for pzlarf.
 Array, DIMENSION ($lwork$).
 If $incv = 1$,
 if $side = 'L'$,
 if $ivcol = iccol$,
 $lwork \geq nqc0$
 else
 $lwork \geq mpc0 + \max(1, nqc0)$
 end if
 else if $side = 'R'$,
 $lwork \geq nqc0 + \max(\max(1, mpc0), \text{numroc}(\text{numroc}(n +$
 $icoffc, nb_v, 0, 0, npc0), nb_v, 0, 0, lcmq))$
 end if
 else if $incv = m_v$,
 if $side = 'L'$,

```

        lwork ≥ mpc0 + max( max( 1, nqc0 ), numroc(
            numroc(m+iroffc,mb_v,0,0,nprow),mb_v,0,0, lcm )
        )
    else if side = 'R',
        if ivrow = icrow,
            lwork ≥ mpc0
        else
            lwork ≥ nqc0 + max( 1, mpc0 )
        end if
    end if
end if,
where lcm is the least common multiple of nprow and npcol
and lcm = ilcm( nprow, npcol ), lcm = lcm/nprow, lcmq
= lcm/npcol,
iroffc = mod( ic-1, mb_c ), icoffc = mod( jc-1,
nb_c ),
icrow = indxg2p( ic, mb_c, myrow, rsrc_c, nprow
),
iccol = indxg2p( jc, nb_c, mycol, csrc_c, npcol
),
mpc0 = numroc( m+iroffc, mb_c, myrow, icrow,
nprow ),
nqc0 = numroc( n+icoffc, nb_c, mycol, iccol,
npcol ),
ilcm, indxg2p, and numroc are ScaLAPACK tool functions;
myrow, mycol, nprow, and npcol can be determined by
calling the subroutine blacs_gridinfo.

```

Output Parameters

c (local).
 On exit, sub(*c*) is overwritten by the $Q \cdot \text{sub}(C)$ if *side* = 'L',
 or $\text{sub}(C) \cdot Q$ if *side* = 'R'.

p?larfb

Applies a block reflector or its transpose/conjugate-transpose to a general rectangular matrix.

Syntax

```
call pslarfb(side, trans, direct, storev, m, n, k, v, iv, jv, descv, t, c,
ic, jc, descc, work)

call pdlarfb(side, trans, direct, storev, m, n, k, v, iv, jv, descv, t, c,
ic, jc, descc, work)

call pclarfb(side, trans, direct, storev, m, n, k, v, iv, jv, descv, t, c,
ic, jc, descc, work)

call pzlarfb(side, trans, direct, storev, m, n, k, v, iv, jv, descv, t, c,
ic, jc, descc, work)
```

Description

For C interface, this routine is declared in `mkl_scalapack.h` file.

The routine applies a real/complex block reflector Q or its transpose Q^T /conjugate transpose Q^H to a real/complex distributed m -by- n matrix sub(C) = $C(ic:ic+m-1, jc:jc+n-1)$ from the left or the right.

Input Parameters

<i>side</i>	(global).CHARACTER. if <i>side</i> = 'L': apply Q or Q^T for real flavors (Q^H for complex flavors) from the Left; if <i>side</i> = 'R': apply Q or Q^T for real flavors (Q^H for complex flavors) from the Right.
<i>trans</i>	(global).CHARACTER. if <i>trans</i> = 'N': no transpose, apply Q ; for real flavors, if <i>trans</i> ='T': transpose, apply Q^T for complex flavors, if <i>trans</i> = 'C': conjugate transpose, apply Q^H ;
<i>direct</i>	(global) CHARACTER. Indicates how Q is formed from a product of elementary reflectors.

`if direct = 'F': $Q = H(1) * H(2) * \dots * H(k)$ (Forward)`
`if direct = 'B': $Q = H(k) * \dots * H(2) * H(1)$ (Backward)`

`storev` (global) CHARACTER.
Indicates how the vectors that define the elementary reflectors are stored:
`if storev = 'C': Columnwise`
`if storev = 'R': Rowwise.`

`m` (global) INTEGER.
The number of rows to be operated on, that is, the number of rows of the distributed submatrix `sub(c)`. ($m \geq 0$).

`n` (global) INTEGER.
The number of columns to be operated on, that is, the number of columns of the distributed submatrix `sub(c)`. ($n \geq 0$).

`k` (global) INTEGER.
The order of the matrix T.

`v` (local).
REAL for `pslarfb`
DOUBLE PRECISION for `pdlarfb`
COMPLEX for `pclarfb`
COMPLEX*16 for `pzlarfb`.
Pointer into the local memory to an array of DIMENSION
(`lld_v`, `LOCc(jv+k-1)`) if `storev = 'C'`,
(`lld_v`, `LOCc(jv+m-1)`) if `storev = 'R'` and `side = 'L'`,
(`lld_v`, `LOCc(jv+n-1)`) if `storev = 'R'` and `side = 'R'`.
It contains the local pieces of the distributed vectors `v` representing the Householder transformation.
`if storev = 'C' and side = 'L', lld_v \geq max(1, LOCr(iv+m-1));`
`if storev = 'C' and side = 'R', lld_v \geq max(1, LOCr(iv+n-1));`
`if storev = 'R', lld_v \geq LOCr(jv+k-1).`

`iv, jv` (global) INTEGER.

The row and column indices in the global array *v* indicating the first row and the first column of the submatrix sub(*v*), respectively.

descv (global and local) INTEGER array, DIMENSION (*dlen_*). The array descriptor for the distributed matrix *v*.

c (local).
 REAL for pslarfb
 DOUBLE PRECISION for pdlarfb
 COMPLEX for pclarfb
 COMPLEX*16 for pzlarfb.
 Pointer into the local memory to an array of
 DIMENSION (*lld_c*, *LOCc(jc+n-1)*), containing the local pieces of sub(*c*).

ic, jc (global) INTEGER. The row and column indices in the global array *c* indicating the first row and the first column of the submatrix sub(*c*), respectively.

descc (global and local) INTEGER array, DIMENSION (*dlen_*). The array descriptor for the distributed matrix *c*.

work (local).
 REAL for pslarfb
 DOUBLE PRECISION for pdlarfb
 COMPLEX for pclarfb
 COMPLEX*16 for pzlarfb.
 Workspace array, DIMENSION (*lwork*).
 If *storev* = 'C',
 if *side* = 'L',
 lwork ≥ (*nqc0* + *mpc0*) * *k*
 else if *side* = 'R',
 lwork ≥ (*nqc0* + max(*npv0* + numroc(numroc(*n* +
 icoffc, *nb_v*, 0, 0, *npcol*), *nb_v*, 0, 0, *lcmq*),
 mpc0)) * *k*
 end if
 else if *storev* = 'R',
 if *side* = 'L',
 lwork ≥ (*mpc0* + max(*mqv0* + numroc(numroc(*m* +
 iroffc, *mb_v*, 0, 0, *nprow*), *mb_v*, 0, 0, *lcmp*),
 mpc0)) * *k*

```

      nqc0 ) ) * k
    else if side = 'R',
      lwork ≥ ( mpc0 + nqc0 ) * k
    end if
  end if,
  where
    lcmq = lcm / npc0 with lcm = iclm( nprow, npc0 ),
    iroffv = mod( iv-1, mb_v ), icoffv = mod( jv-1, nb_v ),
    ivrow = indxg2p( iv, mb_v, myrow, rsrc_v, nprow ),
    ivcol = indxg2p( jv, nb_v, mycol, csrc_v, npc0 ),
    MqV0 = numroc( m+icoffv, nb_v, mycol, ivcol, npc0 ),
    NpV0 = numroc( n+iroffv, mb_v, myrow, ivrow, nprow ),
    iroffc = mod( ic-1, mb_c ), icoffc = mod( jc-1, nb_c ),
    icrow = indxg2p( ic, mb_c, myrow, rsrc_c, nprow ),
    iccol = indxg2p( jc, nb_c, mycol, csrc_c, npc0 ),
    MpC0 = numroc( m+iroffc, mb_c, myrow, icrow, nprow ),
    NpC0 = numroc( n+icoffc, mb_c, myrow, icrow, nprow ),
    NqC0 = numroc( n+icoffc, nb_c, mycol, iccol, npc0 ),
    iclm, indxg2p, and numroc are ScaLAPACK tool functions;
    myrow, mycol, nprow, and npc0 can be determined by
    calling the subroutine blacs_gridinfo.

```

Output Parameters

<i>t</i>	<p>(local). REAL for pslarfb DOUBLE PRECISION for pdlarfb COMPLEX for pclarfb COMPLEX*16 for pzlarfb. Array, DIMENSION(mb_v, mb_v) if storev = 'R', and (nb_v, nb_v) if storev = 'C'. The triangular matrix <i>t</i> is the representation of the block reflector.</p>
<i>c</i>	<p>(local). On exit, sub(<i>c</i>) is overwritten by the $Q \cdot \text{sub}(C)$, or $Q' \cdot \text{sub}(C)$, or $\text{sub}(C) \cdot Q$, or $\text{sub}(C) \cdot Q'$. Q' is transpose (conjugate transpose) of Q.</p>

p?larfc

Applies the conjugate transpose of an elementary reflector to a general matrix.

Syntax

```
call pclarfc(side, m, n, v, iv, jv, descv, incv, tau, c, ic, jc, descc, work)
call pzlarfc(side, m, n, v, iv, jv, descv, incv, tau, c, ic, jc, descc, work)
```

Description

For C interface, this routine is declared in `mkl_scalapack.h` file.

The routine applies a complex elementary reflector Q^H to a complex m -by- n distributed matrix $\text{sub}(C) = C(ic:ic+m-1, jc:jc+n-1)$, from either the left or the right. Q is represented in the form

$$Q = I - \tau v v^H,$$

where τ is a complex scalar and v is a complex vector.

If $\tau = 0$, then Q is taken to be the unit matrix.

Input Parameters

<i>side</i>	(global). CHARACTER. if <i>side</i> = 'L': form $Q^H \text{sub}(C)$; if <i>side</i> = 'R': form $\text{sub}(C) * Q^H$.
<i>m</i>	(global) INTEGER. The number of rows to be operated on, that is, the number of rows of the distributed submatrix $\text{sub}(C)$. ($m \geq 0$).
<i>n</i>	(global) INTEGER. The number of columns to be operated on, that is, the number of columns of the distributed submatrix $\text{sub}(C)$. ($n \geq 0$).
<i>v</i>	(local). COMPLEX for pclarfc COMPLEX*16 for pzlarfc.

	<p>Pointer into the local memory to an array of <code>DIMENSION (lld_v,*)</code> containing the local pieces of the distributed vectors <code>v</code> representing the Householder transformation <code>Q</code>, <code>v(iv:iv+m-1, jv)</code> if <code>side = 'L'</code> and <code>incv = 1</code>, <code>v(iv, jv:jv+m-1)</code> if <code>side = 'L'</code> and <code>incv = m_v</code>, <code>v(iv:iv+n-1, jv)</code> if <code>side = 'R'</code> and <code>incv = 1</code>, <code>v(iv, jv:jv+n-1)</code> if <code>side = 'R'</code> and <code>incv = m_v</code>. The vector <code>v</code> is the representation of <code>Q</code>. <code>v</code> is not used if <code>tau = 0</code>.</p>
<code>iv, jv</code>	<p>(global) INTEGER. The row and column indices in the global array <code>v</code> indicating the first row and the first column of the submatrix <code>sub(v)</code>, respectively.</p>
<code>descv</code>	<p>(global and local) INTEGER array, <code>DIMENSION (dlen_)</code>. The array descriptor for the distributed matrix <code>v</code>.</p>
<code>incv</code>	<p>(global) INTEGER. The global increment for the elements of <code>v</code>. Only two values of <code>incv</code> are supported in this version, namely 1 and <code>m_v</code>. <code>incv</code> must not be zero.</p>
<code>tau</code>	<p>(local) COMPLEX for <code>pclarfc</code> COMPLEX*16 for <code>pzlarfc</code>. Array, <code>DIMENSION LOcc(jv)</code> if <code>incv = 1</code>, and <code>LOCr(iv)</code> otherwise. This array contains the Householder scalars related to the Householder vectors. <code>tau</code> is tied to the distributed matrix <code>v</code>.</p>
<code>c</code>	<p>(local). COMPLEX for <code>pclarfc</code> COMPLEX*16 for <code>pzlarfc</code>. Pointer into the local memory to an array of <code>DIMENSION (lld_c, LOcc(jc+n-1))</code>, containing the local pieces of <code>sub(c)</code>.</p>
<code>ic, jc</code>	<p>(global) INTEGER. The row and column indices in the global array <code>c</code> indicating the first row and the first column of the submatrix <code>sub(c)</code>, respectively.</p>

descc (global and local) INTEGER array, DIMENSION (*dlen_*). The array descriptor for the distributed matrix *C*.

work (local).
 COMPLEX for *pclarfc*
 COMPLEX*16 for *pzlarfc*.
 Workspace array, DIMENSION (*lwork*).
 If *incv* = 1,
 if *side* = 'L' ,
 if *ivcol* = *iccol*,
 lwork ≥ *nqc0*
 else
 lwork ≥ *mpc0* + max(1, *nqc0*)
 end if
 else if *side* = 'R',
 lwork ≥ *nqc0* + max(max(1, *mpc0*), numroc(numroc(
 n+*icoffc*,*nb_v*,0,0,*npcol*), *nb_v*,0,0,*lcmq*))
 end if
 else if *incv* = *m_v*,
 if *side* = 'L',
 lwork ≥ *mpc0* + max(max(1, *nqc0*), numroc(numroc(
 m+*iroffc*,*mb_v*,0,0,*nprow*),*mb_v*,0,0,*lcmp*))
 else if *side* = 'R' ,
 if *ivrow* = *icrow*,
 lwork ≥ *mpc0*
 else
 lwork ≥ *nqc0* + max(1, *mpc0*)
 end if
 end if
 end if,
 where *lcm* is the least common multiple of *nprow* and *npcol*
 and *lcm* = *ilcm*(*nprow*, *npcol*),
lcmp = *lcm*/*nprow*, *lcmq* = *lcm*/*npcol*,
iroffc = mod(*ic*-1, *mb_c*), *icoffc* = mod(*jc*-1,
nb_c),
icrow = *indxg2p*(*ic*, *mb_c*, *myrow*, *rsrc_c*, *nprow*),
iccol = *indxg2p*(*jc*, *nb_c*, *mycol*, *csrc_c*, *npcol*),

`mpc0 = numroc(m+iroffc, mb_c, myrow, icrow, nprow),`
`nqc0 = numroc(n+icoffc, nb_c, mycol, iccol, npcol),`
`ilcm, indxg2p,` and `numroc` are ScaLAPACK tool functions; `myrow`, `mycol`, `nprow`, and `npcol` can be determined by calling the subroutine `blacs_gridinfo`.

Output Parameters

`c` (local).
 On exit, `sub(c)` is overwritten by the $Q^H \cdot \text{sub}(C)$ if `side = 'L'`, or `sub(C) * Q^H` if `side = 'R'`.

p?larfg

Generates an elementary reflector (Householder matrix).

Syntax

```
call pslarfg(n, alpha, iax, jax, x, ix, jx, descx, incx, tau)
call pdlarfg(n, alpha, iax, jax, x, ix, jx, descx, incx, tau)
call pclarfg(n, alpha, iax, jax, x, ix, jx, descx, incx, tau)
call pzlarfg(n, alpha, iax, jax, x, ix, jx, descx, incx, tau)
```

Description

For C interface, this routine is declared in `mkl_scalapack.h` file.

The routine generates a real/complex elementary reflector H of order n , such that

$$H \cdot \text{sub}(X) = H \cdot (x(iax, jax)) = (\alpha), \quad H^* H = I,$$

$$\begin{pmatrix} x \\ 0 \end{pmatrix}$$

where α is a scalar (a real scalar - for complex flavors), and `sub(X)` is an $(n-1)$ -element real/complex distributed vector $X(ix:ix+n-2, jx)$ if `incx = 1` and $X(ix, jx:jx+n-2)$ if `incx = descx(m_)`. H is represented in the form

$$H = I - \tau \cdot (1) \cdot (1 \ v'),$$

(v)

where τ is a real/complex scalar and v is a real/complex $(n-1)$ -element vector. Note that H is not Hermitian.

If the elements of $\text{sub}(x)$ are all zero (and $X(iax, jax)$ is real for complex flavors), then $\tau = 0$ and H is taken to be the unit matrix.

Otherwise $1 \leq \text{real}(\tau) \leq 2$ and $\text{abs}(\tau-1) \leq 1$.

Input Parameters

n	(global) INTEGER. The global order of the elementary reflector. $n \geq 0$.
iax, jax	(global) INTEGER. The global row and column indices in x of $X(iax, jax)$.
x	(local). Real for pslarfg DOUBLE PRECISION for pdlarfg COMPLEX for pclarfg COMPLEX*16 for pzlarfg. Pointer into the local memory to an array of DIMENSION $(lld_x, *)$. This array contains the local pieces of the distributed vector $\text{sub}(x)$. Before entry, the incremented array $\text{sub}(x)$ must contain vector x .
ix, jx	(global) INTEGER. The row and column indices in the global array x indicating the first row and the first column of $\text{sub}(x)$, respectively.
$descx$	(global and local) INTEGER. Array of DIMENSION $(dlen_)$. The array descriptor for the distributed matrix x .
$incx$	(global) INTEGER. The global increment for the elements of x . Only two values of $incx$ are supported in this version, namely 1 and m_x . $incx$ must not be zero.

Output Parameters

α	(local)
----------	---------

	REAL for pslafg
	DOUBLE PRECISION for pdlafg
	COMPLEX for pclafg
	COMPLEX*16 for pzlafg.
	On exit, <i>alpha</i> is computed in the process scope having the vector sub(<i>x</i>).
<i>x</i>	(local). On exit, it is overwritten with the vector <i>v</i> .
<i>tau</i>	(local). Real for pslarfg DOUBLE PRECISION for pdlarfg COMPLEX for pclarfg COMPLEX*16 for pzlarfg. Array, DIMENSION <i>LOCc(jx)</i> if <i>incx</i> = 1, and <i>LOCr(ix)</i> otherwise. This array contains the Householder scalars related to the Householder vectors. <i>tau</i> is tied to the distributed matrix <i>X</i> .

p?larft

Forms the triangular vector *T* of a block reflector

$$H = I - V * T * V^H.$$

Syntax

```
call pslarft(direct, storev, n, k, v, iv, jv, descv, tau, t, work)
call pdlarft(direct, storev, n, k, v, iv, jv, descv, tau, t, work)
call pclarft(direct, storev, n, k, v, iv, jv, descv, tau, t, work)
call pzlarft(direct, storev, n, k, v, iv, jv, descv, tau, t, work)
```

Description

For C interface, this routine is declared in `mk1_scalapack.h` file.

The routine forms the triangular factor *T* of a real/complex block reflector *H* of order *n*, which is defined as a product of *k* elementary reflectors.

If *direct* = 'F', $H = H(1) * H(2) \dots * H(k)$, and *T* is upper triangular;

If *direct* = 'B', $H = H(k) * \dots * H(2) * H(1)$, and *T* is lower triangular.

If $storev = 'C'$, the vector which defines the elementary reflector $H(i)$ is stored in the i -th column of the distributed matrix V , and

$$H = I - V * T * V'$$

If $storev = 'R'$, the vector which defines the elementary reflector $H(i)$ is stored in the i -th row of the distributed matrix V , and

$$H = I - V' * T * V.$$

Input Parameters

<i>direct</i>	(global) CHARACTER*1. Specifies the order in which the elementary reflectors are multiplied to form the block reflector: if <i>direct</i> = 'F': $H = H(1) * H(2) * \dots * H(k)$ (forward) if <i>direct</i> = 'B': $H = H(k) * \dots * H(2) * H(1)$ (backward).
<i>storev</i>	(global) CHARACTER*1. Specifies how the vectors that define the elementary reflectors are stored (See <i>Application Notes</i> below): if <i>storev</i> = 'C': columnwise; if <i>storev</i> = 'R': rowwise.
<i>n</i>	(global) INTEGER. The order of the block reflector H . $n \geq 0$.
<i>k</i>	(global) INTEGER. The order of the triangular factor T , is equal to the number of elementary reflectors. $1 \leq k \leq mb_v$ ($= nb_v$).
<i>v</i>	REAL for pslarft DOUBLE PRECISION for pdlarft COMPLEX for pclarft COMPLEX*16 for pzlarft. Pointer into the local memory to an array of local DIMENSION (LOCr(iv+n-1), LOCc(jv+k-1)) if <i>storev</i> = 'C', and (LOCr(iv+k-1), LOCc(jv+n-1)) if <i>storev</i> = 'R'. The distributed matrix V contains the Householder vectors. (See <i>Application Notes</i> below).
<i>iv, jv</i>	(global) INTEGER.

	The row and column indices in the global array v indicating the first row and the first column of the submatrix $\text{sub}(v)$, respectively.
<i>descv</i>	(global and local) INTEGER array, DIMENSION (<i>dlen_</i>). The array descriptor for the distributed matrix v .
<i>tau</i>	(local) REAL for pslarft DOUBLE PRECISION for pdlarft COMPLEX for pclarft COMPLEX*16 for pzlarft. Array, DIMENSION $\text{LOCr}(iv+k-1)$ if $incv = m_v$, and $\text{LOCc}(jv+k-1)$ otherwise. This array contains the Householder scalars related to the Householder vectors. tau is tied to the distributed matrix v .
<i>work</i>	(local). REAL for pslarft DOUBLE PRECISION for pdlarft COMPLEX for pclarft COMPLEX*16 for pzlarft. Workspace array, DIMENSION $(k*(k-1)/2)$.

Output Parameters

v	REAL for pslarft DOUBLE PRECISION for pdlarft COMPLEX for pclarft COMPLEX*16 for pzlarft.
t	(local) REAL for pslarft DOUBLE PRECISION for pdlarft COMPLEX for pclarft COMPLEX*16 for pzlarft. Array, DIMENSION (nb_v, nb_v) if $storev = 'C'$, and (mb_v, mb_v) otherwise. It contains the k -by- k triangular factor of the block reflector associated with v . If $direct = 'F'$, t is upper triangular; if $direct = 'B'$, t is lower triangular.

Application Notes

The shape of the matrix v and the storage of the vectors that define the $H(i)$ is best illustrated by the following example with $n = 5$ and $k = 3$. The elements equal to 1 are not stored; the corresponding array elements are modified but restored on exit. The rest of the array is not used.

direct = 'F' and *storev* = 'C' :

$$V(iv : iv + n - 1, \\ jv : jv + k - 1) = \begin{bmatrix} 1 & & & & \\ v1 & 1 & & & \\ v1 & v2 & 1 & & \\ v1 & v2 & v3 & & \\ v1 & v2 & v3 & & \end{bmatrix}$$

direct = 'F' and *storev* = 'R' :

$$V(iv : iv + k - 1, \\ jv : jv + n - 1) = \begin{bmatrix} 1 & v1 & v1 & v1 & v1 \\ & 1 & v2 & v2 & v2 \\ & & 1 & v3 & v3 \end{bmatrix}$$

direct = 'B' and *storev* = 'C' :

$$V(iv : iv + n - 1, \\ jv : jv + k - 1) = \begin{bmatrix} v1 & v2v & v3 \\ v1 & v2 & v3 \\ 1 & v2 & v3 \\ & 1 & v3 \\ & & 1 \end{bmatrix}$$

direct = 'B' and *storev* = 'R' :

$$V(iv : iv + k - 1, \\ jv : jv + n - 1) = \begin{bmatrix} v1 & v1 & 1 & & \\ v2 & v2 & v2 & 1 & \\ v3 & v3 & v3 & v3 & 1 \end{bmatrix}$$

p?larz

Applies an elementary reflector as returned by p?tzzrf to a general matrix.

Syntax

```
call pslarz(side, m, n, l, v, iv, jv, descv, incv, tau, c, ic, jc, descc,
work)
```

```
call pdlarz(side, m, n, l, v, iv, jv, descv, incv, tau, c, ic, jc, descc,
work)
```

```
call pclarz(side, m, n, l, v, iv, jv, descv, incv, tau, c, ic, jc, descc,
work)
```

```
call pzlarz(side, m, n, l, v, iv, jv, descv, incv, tau, c, ic, jc, descc,
work)
```

Description

For C interface, this routine is declared in `mk1_scalapack.h` file.

The routine applies a real/complex elementary reflector Q (or Q^T) to a real/complex m -by- n distributed matrix $\text{sub}(C) = C(ic:ic+m-1, jc:jc+n-1)$, from either the left or the right. Q is represented in the form

$$Q = I - \tau v v',$$

where τ is a real/complex scalar and v is a real/complex vector.

If $\tau = 0$, then Q is taken to be the unit matrix.

Q is a product of k elementary reflectors as returned by [p?tzzrf](#).

Input Parameters

<i>side</i>	(global) CHARACTER. if <i>side</i> = 'L': form $Q * \text{sub}(C)$, if <i>side</i> = 'R': form $\text{sub}(C) * Q$, $Q = Q^T$ (for real flavors).
<i>m</i>	(global) INTEGER. The number of rows to be operated on, that is, the number of rows of the distributed submatrix $\text{sub}(C)$. ($m \geq 0$).
<i>n</i>	(global) INTEGER. The number of columns to be operated on, that is, the number of columns of the distributed submatrix $\text{sub}(C)$. ($n \geq 0$).
<i>l</i>	(global). INTEGER. The columns of the distributed submatrix $\text{sub}(A)$ containing the meaningful part of the Householder reflectors. If <i>side</i> = 'L', $m \geq l \geq 0$, if <i>side</i> = 'R', $n \geq l \geq 0$.
<i>v</i>	(local). REAL for pslarz

	<p>DOUBLE PRECISION for pdlarz COMPLEX for pclarz COMPLEX*16 for pzlarz.</p> <p>Pointer into the local memory to an array of DIMENSION (<i>lld_v</i>,*) containing the local pieces of the distributed vectors <i>v</i> representing the Householder transformation <i>Q</i>, <i>v</i>(<i>iv:iv+l-1</i>, <i>jv</i>) if <i>side</i> = 'L' and <i>incv</i> = 1, <i>v</i>(<i>iv</i>, <i>jv:jv+l-1</i>) if <i>side</i> = 'L' and <i>incv</i> = <i>m_v</i>, <i>v</i>(<i>iv:iv+l-1</i>, <i>jv</i>) if <i>side</i> = 'R' and <i>incv</i> = 1, <i>v</i>(<i>iv</i>, <i>jv:jv+l-1</i>) if <i>side</i> = 'R' and <i>incv</i> = <i>m_v</i>. The vector <i>v</i> in the representation of <i>Q</i>. <i>v</i> is not used if <i>tau</i> = 0.</p>
<i>iv, jv</i>	(global) INTEGER. The row and column indices in the global array <i>v</i> indicating the first row and the first column of the submatrix sub(<i>v</i>), respectively.
<i>descv</i>	(global and local) INTEGER array, DIMENSION (<i>dlen_</i>). The array descriptor for the distributed matrix <i>v</i> .
<i>incv</i>	(global) INTEGER. The global increment for the elements of <i>v</i> . Only two values of <i>incv</i> are supported in this version, namely 1 and <i>m_v</i> . <i>incv</i> must not be zero.
<i>tau</i>	(local) REAL for pslarz DOUBLE PRECISION for pdlarz COMPLEX for pclarz COMPLEX*16 for pzlarz. Array, DIMENSION <i>LOCc</i> (<i>jv</i>) if <i>incv</i> = 1, and <i>LOCr</i> (<i>iv</i>) otherwise. This array contains the Householder scalars related to the Householder vectors. <i>tau</i> is tied to the distributed matrix <i>v</i> .
<i>c</i>	(local). REAL for pslarz DOUBLE PRECISION for pdlarz COMPLEX for pclarz COMPLEX*16 for pzlarz.

Pointer into the local memory to an array of `DIMENSION (lld_c, LOCC(jc+n-1))`, containing the local pieces of `sub(c)`.

ic, jc (global) INTEGER.
The row and column indices in the global array *c* indicating the first row and the first column of the submatrix `sub(c)`, respectively.

descc (global and local) INTEGER array, `DIMENSION (dlen_)`. The array descriptor for the distributed matrix *c*.

work (local).
REAL for `pslarz`
DOUBLE PRECISION for `pdlarz`
COMPLEX for `pclarz`
COMPLEX*16 for `pzlarz`.
Array, `DIMENSION (lwork)`
If `incv = 1`,
 if `side = 'L'` ,
 if `ivcol = iccol`,
 `lwork ≥ NqC0`
 else
 `lwork ≥ MpC0 + max(1, NqC0)`
 end if
 else if `side = 'R'` ,
 `lwork ≥ NqC0 + max(max(1, MpC0),`
 `numroc(numroc(n+icoffc,nb_v,0,0,npcol),nb_v,0,0,lcmq))`
 end if
 else if `incv = m_v`,
 if `side = 'L'` ,
 `lwork ≥ MpC0 + max(max(1, NqC0),`
 `numroc(numroc(m+iroffc,mb_v,0,0,nproW),mb_v,0,0,lcmp))`
 else if `side = 'R'` ,
 if `ivrow = icrow`,
 `lwork ≥ MpC0`
 else
 `lwork ≥ NqC0 + max(1, MpC0)`
 end if

```

    end if
end if.
Here lcm is the least common multiple of nprow and npcol
and
lcm = ilcm( nprow, npcol ), lcmp = lcm / nprow,
lcmq = lcm / npcol,
iroffc = mod( ic-1, mb_c ), icoffc = mod( jc-1, nb_c ),
icrow = indxg2p( ic, mb_c, myrow, rsrc_c, nprow ),
iccol = indxg2p( jc, nb_c, mycol, csrc_c, npcol ),
mpc0 = numroc( m+iroffc, mb_c, myrow, icrow, nprow ),
nqc0 = numroc( n+icoffc, nb_c, mycol, iccol, npcol ),
ilcm, indxg2p, and numroc are ScaLAPACK tool functions;
myrow, mycol, nprow, and npcol can be determined by
calling the subroutine blacs_gridinfo.

```

Output Parameters

c (local).
On exit, *sub(c)* is overwritten by the $Q \cdot \text{sub}(C)$ if *side* = 'L', or $\text{sub}(C) \cdot Q$ if *side* = 'R'.

p?larzb

Applies a block reflector or its transpose/conjugate-transpose as returned by p?tzzrf to a general matrix.

Syntax

```

call pslarzb(side, trans, direct, storev, m, n, k, l, v, iv, jv, descv, t, c,
ic, jc, descc, work)

call pdlarzb(side, trans, direct, storev, m, n, k, l, v, iv, jv, descv, t, c,
ic, jc, descc, work)

call pclarzb(side, trans, direct, storev, m, n, k, l, v, iv, jv, descv, t, c,
ic, jc, descc, work)

call pzlarzb(side, trans, direct, storev, m, n, k, l, v, iv, jv, descv, t, c,
ic, jc, descc, work)

```

Description

For C interface, this routine is declared in `mk1_scalapack.h` file.

The routine applies a real/complex block reflector Q or its transpose Q^T (conjugate transpose Q^H for complex flavors) to a real/complex distributed m -by- n matrix $\text{sub}(C) = C(ic:ic+m-1, jc:jc+n-1)$ from the left or the right.

Q is a product of k elementary reflectors as returned by `p?tzzrf`.

Currently, only `storev = 'R'` and `direct = 'B'` are supported.

Input Parameters

<code>side</code>	(global) CHARACTER. if <code>side = 'L'</code> : apply Q or Q^T (Q^H for complex flavors) from the Left; if <code>side = 'R'</code> : apply Q or Q^T (Q^H for complex flavors) from the Right.
<code>trans</code>	(global) CHARACTER. if <code>trans = 'N'</code> : No transpose, apply Q ; If <code>trans='T'</code> : Transpose, apply Q^T (real flavors); If <code>trans='C'</code> : Conjugate transpose, apply Q^H (complex flavors).
<code>direct</code>	(global) CHARACTER. Indicates how H is formed from a product of elementary reflectors. if <code>direct = 'F'</code> : $H = H(1)*H(2)*\dots*H(k)$ - forward (not supported) ; if <code>direct = 'B'</code> : $H = H(k)*\dots*H(2)*H(1)$ - backward.
<code>storev</code>	(global) CHARACTER. Indicates how the vectors that define the elementary reflectors are stored: if <code>storev = 'C'</code> : columnwise (not supported). if <code>storev = 'R'</code> : rowwise.
<code>m</code>	(global) INTEGER. The number of rows to be operated on, that is, the number of rows of the distributed submatrix $\text{sub}(C)$. ($m \geq 0$).
<code>n</code>	(global) INTEGER.

	<p>The number of columns to be operated on, that is, the number of columns of the distributed submatrix $\text{sub}(c)$. ($n \geq 0$).</p>
k	<p>(global) INTEGER. The order of the matrix T. (= the number of elementary reflectors whose product defines the block reflector).</p>
l	<p>(global) INTEGER. The columns of the distributed submatrix $\text{sub}(A)$ containing the meaningful part of the Householder reflectors. If $\text{side} = 'L', m \geq l \geq 0$, if $\text{side} = 'R', n \geq l \geq 0$.</p>
v	<p>(local). REAL for pslarzb DOUBLE PRECISION for pdlarzb COMPLEX for pclarzb COMPLEX*16 for pzlarzb. Pointer into the local memory to an array of DIMENSION($lld_v, LOCc(jv+m-1)$) if $\text{side} = 'L'$, ($lld_v, LOCc(jv+m-1)$) if $\text{side} = 'R'$. It contains the local pieces of the distributed vectors v representing the Householder transformation as returned by p?tzzrf. $lld_v \geq LOCr(iv+k-1)$.</p>
iv, jv	<p>(global) INTEGER. The row and column indices in the global array v indicating the first row and the first column of the submatrix $\text{sub}(v)$, respectively.</p>
$descv$	<p>(global and local) INTEGER array, DIMENSION ($dlen_$). The array descriptor for the distributed matrix v.</p>
t	<p>(local) REAL for pslarzb DOUBLE PRECISION for pdlarzb COMPLEX for pclarzb COMPLEX*16 for pzlarzb. Array, DIMENSION mb_v by mb_v.</p>

	<p>The lower triangular matrix T in the representation of the block reflector.</p>
c	<p>(local). REAL for pslarfb DOUBLE PRECISION for pdlarfb COMPLEX for pclarfb COMPLEX*16 for pzlarfb. Pointer into the local memory to an array of <code>DIMENSION(11d_c, LOCc(jc+n-1))</code>. On entry, the m-by-n distributed matrix <code>sub(c)</code>.</p>
ic, jc	<p>(global) INTEGER. The row and column indices in the global array c indicating the first row and the first column of the submatrix <code>sub(c)</code>, respectively.</p>
$descc$	<p>(global and local) INTEGER array, <code>DIMENSION(dlen_)</code>. The array descriptor for the distributed matrix c.</p>
$work$	<p>(local). REAL for pslarzb DOUBLE PRECISION for pdlarzb COMPLEX for pclarzb COMPLEX*16 for pzlarzb.</p>

Array, DIMENSION (*lwork*).

```

If storev = 'C' ,
    if side = 'L' ,
        lwork ≥ (nqc0 + mpc0) * k
    else if side = 'R' ,
        lwork ≥ (nqc0 + max(npv0 + numroc(numroc(n+icoffc,
        nb_v, 0, 0, npcol),
            nb_v, 0, 0, lcmq), mpc0)) * k
    end if
else if storev = 'R' ,
    if side = 'L' ,
        lwork ≥ (mpc0 + max(mqv0 + numroc(numroc(m+iroffc,
        mb_v, 0, 0, nprow),
            mb_v, 0, 0, lcmp), nqc0)) * k
    else if side = 'R' ,
        lwork ≥ (mpc0 + nqc0) * k
    end if
end if.

```

Here $lcmq = lcm/npcol$ with $lcm = iclm(nprow, npcol)$,
 $iroffv = \text{mod}(iv-1, mb_v)$, $icoffv = \text{mod}(jv-1, nb_v)$,
 $ivrow = \text{indxg2p}(iv, mb_v, myrow, rsrc_v, nprow)$,
 $ivcol = \text{indxg2p}(jv, nb_v, mycol, csrc_v, npcol)$,
 $mqv0 = \text{numroc}(m+icoffv, nb_v, mycol, ivcol, npcol)$,
 $npv0 = \text{numroc}(n+iroffv, mb_v, myrow, ivrow, nprow)$,
 $iroffc = \text{mod}(ic-1, mb_c)$, $icoffc = \text{mod}(jc-1, nb_c)$,
 $icrow = \text{indxg2p}(ic, mb_c, myrow, rsrc_c, nprow)$,

```
iccol= indxg2p(jc, nb_c, mycol, csrc_c, npc0),
mpc0 = numroc(m+iroffc, mb_c, myrow, icrow,
nprow),
npc0 = numroc(n+icoffc, mb_c, myrow, icrow,
nprow),
nqc0 = numroc(n+icoffc, nb_c, mycol, iccol,
npc0),
ilcm, indxg2p, and numroc are ScaLAPACK tool functions;
myrow, mycol, nprow, and npc0 can be determined by
calling the subroutine blacs_gridinfo.
```

Output Parameters

c (local).
On exit, $\text{sub}(c)$ is overwritten by the $Q^* \text{sub}(C)$, or $Q'^* \text{sub}(C)$, or $\text{sub}(C) * Q$, or $\text{sub}(C) * Q'$, where Q' is the transpose (conjugate transpose) of Q .

p?larzc

Applies (multiplies by) the conjugate transpose of an elementary reflector as returned by p?tzzrf to a general matrix.

Syntax

```
call pclarzc(side, m, n, l, v, iv, jv, descv, incv, tau, c, ic, jc, descc,
work)
```

```
call pzlarzc(side, m, n, l, v, iv, jv, descv, incv, tau, c, ic, jc, descc,
work)
```

Description

For C interface, this routine is declared in `mk1_scalapack.h` file.

The routine applies a complex elementary reflector Q^H to a complex m -by- n distributed matrix $\text{sub}(C) = C(ic:ic+m-1, jc:jc+n-1)$, from either the left or the right. Q is represented in the form

$$Q = I - \tau v v',$$

where τ is a complex scalar and v is a complex vector.

If $\tau = 0$, then Q is taken to be the unit matrix.

Q is a product of k elementary reflectors as returned by `p?tzzrf`.

Input Parameters

side (global) CHARACTER.
 if *side* = 'L': form $Q^H \text{sub}(C)$;
 if *side* = 'R': form $\text{sub}(C) * Q^H$.

m (global) INTEGER.
 The number of rows to be operated on, that is, the number of rows of the distributed submatrix $\text{sub}(C)$. ($m \geq 0$).

n (global) INTEGER.
 The number of columns to be operated on, that is, the number of columns of the distributed submatrix $\text{sub}(C)$. ($n \geq 0$).

l (global) INTEGER.
 The columns of the distributed submatrix $\text{sub}(A)$ containing the meaningful part of the Householder reflectors.
 If *side* = 'L', $m \geq l \geq 0$,
 if *side* = 'R', $n \geq l \geq 0$.

v (local).
 COMPLEX for `pclarzc`
 COMPLEX*16 for `pzlarzc`.
 Pointer into the local memory to an array of DIMENSION (*lld_v*,*) containing the local pieces of the distributed vectors *v* representing the Householder transformation Q ,
 $v(iv:iv+l-1, jv)$ if *side* = 'L' and *incv* = 1,
 $v(iv, jv:jv+l-1)$ if *side* = 'L' and *incv* = *m_v*,
 $v(iv:iv+l-1, jv)$ if *side* = 'R' and *incv* = 1,
 $v(iv, jv:jv+l-1)$ if *side* = 'R' and *incv* = *m_v*.
 The vector *v* in the representation of Q . *v* is not used if $\tau = 0$.

iv, jv (global) INTEGER.
 The row and column indices in the global array *v* indicating the first row and the first column of the submatrix $\text{sub}(v)$, respectively.

<i>descv</i>	(global and local) INTEGER array, DIMENSION (<i>dlen_</i>). The array descriptor for the distributed matrix <i>v</i> .
<i>incv</i>	(global). INTEGER. The global increment for the elements of <i>v</i> . Only two values of <i>incv</i> are supported in this version, namely 1 and <i>m_v</i> . <i>incv</i> must not be zero.
<i>tau</i>	(local) COMPLEX for pclarzc COMPLEX*16 for pzlarzc. Array, DIMENSION <i>LOCc(jv)</i> if <i>incv</i> = 1, and <i>LOCr(iv)</i> otherwise. This array contains the Householder scalars related to the Householder vectors. <i>tau</i> is tied to the distributed matrix <i>v</i> .
<i>c</i>	(local). COMPLEX for pclarzc COMPLEX*16 for pzlarzc. Pointer into the local memory to an array of DIMENSION (<i>lld_c</i> , <i>LOCc(jc+n-1)</i>), containing the local pieces of sub(<i>c</i>).
<i>ic, jc</i>	(global) INTEGER. The row and column indices in the global array <i>c</i> indicating the first row and the first column of the submatrix sub(<i>c</i>), respectively.
<i>descc</i>	(global and local) INTEGER array, DIMENSION (<i>dlen_</i>). The array descriptor for the distributed matrix <i>c</i> .

work

```
(local).
If incv = 1,
    if side = 'L' ,
        if ivcol = iccol,

            lwork ≥ nqc0

        else

            lwork ≥ mpc0 + max(1, nqc0)

        end if
    else if side = 'R' ,

        lwork ≥ nqc0 + max(max(1, mpc0),
numroc(numroc(n+icoffc, nb_v, 0, 0, npcol),
            nb_v, 0, 0, lcmq))

        end if
    else if incv = m_v,
        if side = 'L' ,

            lwork ≥ mpc0 + max(max(1, nqc0),
numroc(numroc(m+iroffc, mb_v, 0, 0, nprow),
            mb_v, 0, 0, lcmp))

        else if side = 'R',
            if ivrow = icrow,

                lwork ≥ mpc0

            else

                lwork ≥ nqc0 + max(1, mpc0)

            end if
        end if
    end if
end if
```

Here *lcm* is the least common multiple of *nprow* and *npcol*;

```
lcm = ilcm(nprow, npc0l), lcmp = lcm/nprow, lcmq =
lcm/npcol,
iroffc = mod(ic-1, mb_c), icoffc = mod(jc-1,
nb_c),
icrow = indxg2p(ic, mb_c, myrow, rsrc_c, nprow),
iccol = indxg2p(jc, nb_c, mycol, csrc_c, npc0l),
mpc0 = numroc(m+iroffc, mb_c, myrow, icrow,
nprow),
nqc0 = numroc(n+icoffc, nb_c, mycol, iccol,
npc0l),
ilcm, indxg2p, and numroc are ScaLAPACK tool functions;
myrow, mycol, nprow, and npc0l can be determined by
calling the subroutine blacs_gridinfo.
```

Output Parameters

c

(local).

On exit, *sub(c)* is overwritten by the $Q^H * \text{sub}(C)$ if *side* = 'L', or *sub(C) * Q^H* if *side* = 'R'.

p?larzt

Forms the triangular factor *T* of a block reflector
 $H = I - V * T * V^H$ as returned by p?tzzrf.

Syntax

```
call pslarzt(direct, storev, n, k, v, iv, jv, descv, tau, t, work)
call pdlarzt(direct, storev, n, k, v, iv, jv, descv, tau, t, work)
call pclarzt(direct, storev, n, k, v, iv, jv, descv, tau, t, work)
call pzlarzt(direct, storev, n, k, v, iv, jv, descv, tau, t, work)
```

Description

For C interface, this routine is declared in `mkl_scalapack.h` file.

The routine forms the triangular factor *T* of a real/complex block reflector *H* of order greater than *n*, which is defined as a product of *k* elementary reflectors as returned by p?tzzrf.

If *direct* = 'F', $H = H(1) * H(2) * \dots * H(k)$, and *T* is upper triangular;

If $direct = 'B'$, $H = H(k) * \dots * H(2) * H(1)$, and T is lower triangular.

If $storev = 'C'$, the vector which defines the elementary reflector $H(i)$, is stored in the i -th column of the array v , and

$$H = I - v * t * v'.$$

If $storev = 'R'$, the vector, which defines the elementary reflector $H(i)$, is stored in the i -th row of the array v , and

$$H = I - v' * t * v$$

Currently, only $storev = 'R'$ and $direct = 'B'$ are supported.

Input Parameters

<i>direct</i>	(global) CHARACTER. Specifies the order in which the elementary reflectors are multiplied to form the block reflector: if $direct = 'F'$: $H = H(1) * H(2) * \dots * H(k)$ (Forward, not supported) if $direct = 'B'$: $H = H(k) * \dots * H(2) * H(1)$ (Backward).
<i>storev</i>	(global) CHARACTER. Specifies how the vectors which defines the elementary reflectors are stored: if $storev = 'C'$: columnwise (not supported); if $storev = 'R'$: rowwise.
<i>n</i>	(global). INTEGER. The order of the block reflector H . $n \geq 0$.
<i>k</i>	(global). INTEGER. The order of the triangular factor T (= the number of elementary reflectors). $1 \leq k \leq mb_v (= nb_v)$.
<i>v</i>	REAL for pslarzt DOUBLE PRECISION for pdlarzt COMPLEX for pclarzt COMPLEX*16 for pzlarzt. Pointer into the local memory to an array of local DIMENSION($LOCr(iv+k-1)$, $LOCc(jv+n-1)$).

	The distributed matrix v contains the Householder vectors. See <i>Application Notes</i> below.
iv, jv	(global) INTEGER. The row and column indices in the global array v indicating the first row and the first column of the submatrix $\text{sub}(v)$, respectively.
$descv$	(global and local) INTEGER array, DIMENSION ($dlen_$). The array descriptor for the distributed matrix v .
τ	(local) REAL for pslarzt DOUBLE PRECISION for pdlarzt COMPLEX for pclarzt COMPLEX*16 for pzlarzt. Array, DIMENSION $LOCr(iv+k-1)$ if $incv = m_v$, and $LOCc(jv+k-1)$ otherwise. This array contains the Householder scalars related to the Householder vectors. τ is tied to the distributed matrix v .
$work$	(local). REAL for pslarzt DOUBLE PRECISION for pdlarzt COMPLEX for pclarzt COMPLEX*16 for pzlarzt. Workspace array, DIMENSION $(k*(k-1)/2)$.

Output Parameters

v	REAL for pslarzt DOUBLE PRECISION for pdlarzt COMPLEX for pclarzt COMPLEX*16 for pzlarzt.
t	(local) REAL for pslarzt DOUBLE PRECISION for pdlarzt COMPLEX for pclarzt COMPLEX*16 for pzlarzt. Array, DIMENSION (mb_v, mb_v). It contains the k -by- k triangular factor of the block reflector associated with v . t is lower triangular.

Application Notes

The shape of the matrix v and the storage of the vectors which define the $H(i)$ is best illustrated by the following example with $n = 5$ and $k = 3$. The elements equal to 1 are not stored; the corresponding array elements are modified but restored on exit. The rest of the array is not used.

direct='F' and storev='C'

$$v = \begin{bmatrix} v1 & v2 & v3 \\ v1 & v2 & v3 \\ v1 & v2 & v3 \\ v1 & v2 & v3 \\ v1 & v2 & v3 \end{bmatrix}$$

$$v = \begin{bmatrix} . & . & . \\ . & . & . \\ 1 & . & . \\ . & 1 & . \\ . & . & 1 \end{bmatrix}$$

direct='F' and storev='R'

$$\begin{bmatrix} \overbrace{v1 \ v1 \ v1 \ v1 \ v1}^v & . & . & . & 1 \\ v2 \ v2 \ v2 \ v2 \ v2 & . & . & . & 1 \\ v3 \ v3 \ v3 \ v3 \ v3 & . & . & . & 1 \end{bmatrix}$$

direct='B' and storev='C'

$$v = \begin{bmatrix} 1 \\ . & 1 \\ . & . & 1 \\ . & . & . \\ . & . & . \end{bmatrix}$$

$$\begin{bmatrix} v1 & v2 & v3 \\ v1 & v2 & v3 \\ v1 & v2 & v3 \\ v1 & v2 & v3 \\ v1 & v2 & v3 \end{bmatrix}$$

direct='B' and storev='R':

$$\begin{bmatrix} 1 & . & . & . & \overbrace{.v1 \ v1 \ v1 \ v1 \ v1}^v \\ . & 1 & . & . & .v2 \ v2 \ v2 \ v2 \ v2 \\ . & . & 1 & . & .v3 \ v3 \ v3 \ v3 \ v3 \end{bmatrix}$$

p?lascl

Multiplies a general rectangular matrix by a real scalar defined as C_{to}/C_{from} .

Syntax

```
call pslascl(type, cfrom, cto, m, n, a, ia, ja, desca, info)
call pdlascl(type, cfrom, cto, m, n, a, ia, ja, desca, info)
call pclascl(type, cfrom, cto, m, n, a, ia, ja, desca, info)
call pzlascl(type, cfrom, cto, m, n, a, ia, ja, desca, info)
```

Description

For C interface, this routine is declared in `mk1_scalapack.h` file.

The routine multiplies the m -by- n real/complex distributed matrix `sub(A)` denoting $A(ia:ia+m-1, ja:ja+n-1)$ by the real/complex scalar $cto/cfrom$. This is done without over/underflow as long as the final result $cto*A(i, j)/cfrom$ does not over/underflow. *type* specifies that `sub(A)` may be full, upper triangular, lower triangular or upper Hessenberg.

Input Parameters

type (global) CHARACTER.
type indicates the storage type of the input distributed matrix.
 if *type* = 'G': `sub(A)` is a full matrix,
 if *type* = 'L': `sub(A)` is a lower triangular matrix,
 if *type* = 'U': `sub(A)` is an upper triangular matrix,
 if *type* = 'H': `sub(A)` is an upper Hessenberg matrix.

<i>cfrom, cto</i>	<p>(global)</p> <p>REAL for pslascl/pclascl DOUBLE PRECISION for pdlascl/pzlascl. The distributed matrix sub(<i>A</i>) is multiplied by <i>cto/cfrom</i>. <i>A</i>(<i>i,j</i>) is computed without over/underflow if the final result <i>cto</i>*<i>A</i>(<i>i,j</i>) / <i>cfrom</i> can be represented without over/underflow. <i>cfrom</i> must be nonzero.</p>
<i>m</i>	<p>(global) INTEGER. The number of rows to be operated on, that is, the number of rows of the distributed submatrix sub(<i>A</i>). (<i>m</i>≥0).</p>
<i>n</i>	<p>(global) INTEGER. The number of columns to be operated on, that is, the number of columns of the distributed submatrix sub(<i>A</i>). (<i>n</i>≥0).</p>
<i>a</i>	<p>(local input/local output) REAL for pslascl DOUBLE PRECISION for pdlascl COMPLEX for pcلاسcl COMPLEX*16 for pzlascl. Pointer into the local memory to an array of DIMENSION(<i>lld_a</i>, <i>LOCc</i>(<i>ja</i>+<i>n</i>-1)). This array contains the local pieces of the distributed matrix sub(<i>A</i>).</p>
<i>ia, ja</i>	<p>(global) INTEGER. The column and row indices in the global array <i>A</i> indicating the first row and column of the submatrix sub(<i>A</i>), respectively.</p>
<i>desca</i>	<p>(global and local) INTEGER . Array of DIMENSION (<i>dlen_</i>).The array descriptor for the distributed matrix <i>A</i>.</p>

Output Parameters

<i>a</i>	<p>(local). On exit, this array contains the local pieces of the distributed matrix multiplied by <i>cto/cfrom</i>.</p>
<i>info</i>	<p>(local)</p>

INTEGER.
 if *info* = 0: the execution is successful.
 if *info* < 0: If the *i*-th argument is an array and the *j*-entry had an illegal value, then *info* = $-(i*100+j)$,
 if the *i*-th argument is a scalar and had an illegal value, then *info* = $-i$.

p?laset

Initializes the offdiagonal elements of a matrix to alpha and the diagonal elements to beta.

Syntax

```
call pslaset(uplo, m, n, alpha, beta, a, ia, ja, desca)
call pdlaset(uplo, m, n, alpha, beta, a, ia, ja, desca)
call pclaset(uplo, m, n, alpha, beta, a, ia, ja, desca)
call pzlaset(uplo, m, n, alpha, beta, a, ia, ja, desca)
```

Description

For C interface, this routine is declared in `mk1_scalapack.h` file.

The routine initializes an *m*-by-*n* distributed matrix sub(*A*) denoting *A*(*ia:ia+m-1*, *ja:ja+n-1*) to *beta* on the diagonal and *alpha* on the offdiagonals.

Input Parameters

<i>uplo</i>	(global) CHARACTER. Specifies the part of the distributed matrix sub(<i>A</i>) to be set: if <i>uplo</i> = 'U': upper triangular part; the strictly lower triangular part of sub(<i>A</i>) is not changed; if <i>uplo</i> = 'L': lower triangular part; the strictly upper triangular part of sub(<i>A</i>) is not changed. Otherwise: all of the matrix sub(<i>A</i>) is set.
<i>m</i>	(global) INTEGER. The number of rows to be operated on, that is, the number of rows of the distributed submatrix sub(<i>A</i>). ($m \geq 0$).
<i>n</i>	(global) INTEGER.

The number of columns to be operated on, that is, the number of columns of the distributed submatrix $\text{sub}(A)$.
 $(n \geq 0)$.

alpha (global).
 REAL for pslaset
 DOUBLE PRECISION for pdlaset
 COMPLEX for pclaset
 COMPLEX*16 for pzlaset.
 The constant to which the offdiagonal elements are to be set.

beta (global).
 REAL for pslaset
 DOUBLE PRECISION for pdlaset
 COMPLEX for pclaset
 COMPLEX*16 for pzlaset.
 The constant to which the diagonal elements are to be set.

Output Parameters

a (local).
 REAL for pslaset
 DOUBLE PRECISION for pdlaset
 COMPLEX for pclaset
 COMPLEX*16 for pzlaset.
 Pointer into the local memory to an array of
 DIMENSION(*lld_a*, *LOCc(ja+n-1)*).
 This array contains the local pieces of the distributed matrix $\text{sub}(A)$ to be set. On exit, the leading m -by- n submatrix $\text{sub}(A)$ is set as follows:

if *uplo* = 'U', $A(ia+i-1, ja+j-1) = \alpha, 1 \leq i \leq j-1,$
 $1 \leq j \leq n,$

if *uplo* = 'L', $A(ia+i-1, ja+j-1) = \alpha, j+1 \leq i \leq m,$
 $1 \leq j \leq n,$

otherwise, $A(ia+i-1, ja+j-1) = \alpha, 1 \leq i \leq m, 1 \leq j \leq n,$
 $ia+i.ne.ja+j,$ and, for all *uplo*, $A(ia+i-1, ja+i-1) =$
 $\beta, 1 \leq i \leq \min(m, n).$

<i>ia, ja</i>	(global) INTEGER. The column and row indices in the global array <i>A</i> indicating the first row and column of the submatrix sub(<i>A</i>), respectively.
<i>desca</i>	(global and local) INTEGER . Array of DIMENSION (<i>dlen_</i>). The array descriptor for the distributed matrix <i>A</i> .

p?lasmsub

Looks for a small subdiagonal element from the bottom of the matrix that it can safely set to zero.

Syntax

```
call pslasmsub(a, desca, i, l, k, smlnum, buf, lwork)
call pdlasmsub(a, desca, i, l, k, smlnum, buf, lwork)
```

Description

For C interface, this routine is declared in `mk1_scalapack.h` file.

The routine looks for a small subdiagonal element from the bottom of the matrix that it can safely set to zero. This routine does a global maximum and must be called by all processes.

Input Parameters

<i>a</i>	(global) REAL for pslasmsub DOUBLE PRECISION for pdlasmsub Array, DIMENSION(<i>desca(lld_)</i> , *). On entry, the Hessenberg matrix whose tridiagonal part is being scanned. Unchanged on exit.
<i>desca</i>	(global and local) INTEGER. Array of DIMENSION (<i>dlen_</i>). The array descriptor for the distributed matrix <i>A</i> .
<i>i</i>	(global) INTEGER. The global location of the bottom of the unreduced submatrix of <i>A</i> . Unchanged on exit.
<i>l</i>	(global) INTEGER.

The global location of the top of the unreduced submatrix of A .
 Unchanged on exit.

smlnum (global)
 REAL for pslasmsub
 DOUBLE PRECISION for pdlasmsub
 On entry, a “small number” for the given matrix. Unchanged on exit.

lwork (global) INTEGER.
 On exit, *lwork* is the size of the work buffer.
 This must be at least $2 * \text{ceil}(\text{ceil}((i-1)/hbl) / \text{lcm}(nprow, npcold))$. Here *lcm* is least common multiple, and $nprow \times npcold$ is the logical grid size.

Output Parameters

k (global) INTEGER.
 On exit, this yields the bottom portion of the unreduced submatrix. This will satisfy: $l \leq m \leq i-1$.

buf (local).
 REAL for pslasmsub
 DOUBLE PRECISION for pdlasmsub
 Array of size *lwork*.

p?lassq

Updates a sum of squares represented in scaled form.

Syntax

```
call pslasq(n, x, ix, jx, descx, incx, scale, sumsq)
call pdlasq(n, x, ix, jx, descx, incx, scale, sumsq)
call pclasq(n, x, ix, jx, descx, incx, scale, sumsq)
call pzlasq(n, x, ix, jx, descx, incx, scale, sumsq)
```

Description

For C interface, this routine is declared in `mk1_scalapack.h` file.

The routine returns the values `scl` and `sumsq` such that

$$scl^2 * sumsq = x(1)^2 + \dots + x(n)^2 + scale^2 * sumsq,$$

where $x(i) = \text{sub}(X) = X(ix + (jx-1)*descx(m_) + (i - 1)*incx)$ for `plassq/pdlassq`,

and $x(i) = \text{sub}(X) = \text{abs}(X(ix + (jx-1)*descx(m_) + (i - 1)*incx))$ for `pclassq/pzlassq`.

For real routines `plassq/pdlassq` the value of `sumsq` is assumed to be non-negative and `scl` returns the value

$$scl = \max(scale, \text{abs}(x(i))).$$

For complex routines `pclassq/pzlassq` the value of `sumsq` is assumed to be at least unity and the value of `ssq` will then satisfy

$$1.0 \leq ssq \leq sumsq + 2n$$

Value `scale` is assumed to be non-negative and `scl` returns the value

$$scl = \max_i \left(scale, \text{abs}(\text{real}(x(i))), \text{abs}(\text{aimag}(x(i))) \right)$$

For all routines `p?lassq` values `scale` and `sumsq` must be supplied in `scale` and `sumsq` respectively, and `scale` and `sumsq` are overwritten by `scl` and `ssq` respectively.

All routines `p?lassq` make only one pass through the vector `sub(x)`.

Input Parameters

<code>n</code>	(global) INTEGER. The length of the distributed vector <code>sub(x)</code> .
<code>x</code>	REAL for <code>plassq</code> DOUBLE PRECISION for <code>pdlassq</code> COMPLEX for <code>pclassq</code> COMPLEX*16 for <code>pzlassq</code> . The vector for which a scaled sum of squares is computed:

	$x(ix + (jx-1)*m_x + (i - 1)*incx), 1 \leq i \leq n.$
<i>ix</i>	(global) INTEGER. The row index in the global array <i>x</i> indicating the first row of sub(<i>x</i>).
<i>jx</i>	(global) INTEGER. The column index in the global array <i>x</i> indicating the first column of sub(<i>x</i>).
<i>descx</i>	(global and local) INTEGER array of DIMENSION (<i>dlen_</i>). The array descriptor for the distributed matrix <i>x</i> .
<i>incx</i>	(global) INTEGER. The global increment for the elements of <i>x</i> . Only two values of <i>incx</i> are supported in this version, namely 1 and <i>m_x</i> . The argument <i>incx</i> must not equal zero.
<i>scale</i>	(local). REAL for psllassq/pclassq DOUBLE PRECISION for pdlassq/pzlassq. On entry, the value <i>scale</i> in the equation above.
<i>sumsq</i>	(local) REAL for psllassq/pclassq DOUBLE PRECISION for pdlassq/pzlassq. On entry, the value <i>sumsq</i> in the equation above.

Output Parameters

<i>scale</i>	(local). On exit, <i>scale</i> is overwritten with <i>scl</i> , the scaling factor for the sum of squares.
<i>sumsq</i>	(local). On exit, <i>sumsq</i> is overwritten with the value <i>smsq</i> , the basic sum of squares from which <i>scl</i> has been factored out.

p?laswp

Performs a series of row interchanges on a general rectangular matrix.

Syntax

```
call pslaswp(direc, rowcol, n, a, ia, ja, desca, k1, k2, ipiv)
call pdlaswp(direc, rowcol, n, a, ia, ja, desca, k1, k2, ipiv)
call pclaswp(direc, rowcol, n, a, ia, ja, desca, k1, k2, ipiv)
call pzlaswp(direc, rowcol, n, a, ia, ja, desca, k1, k2, ipiv)
```

Description

For C interface, this routine is declared in `mkl_scalapack.h` file.

The routine performs a series of row or column interchanges on the distributed matrix $\text{sub}(A) = A(ia:ia+n-1, ja:ja+n-1)$. One interchange is initiated for each of rows or columns $k1$ through $k2$ of $\text{sub}(A)$. This routine assumes that the pivoting information has already been broadcast along the process row or column. Also note that this routine will only work for $k1-k2$ being in the same mb (or nb) block. If you want to pivot a full matrix, use [p?lapiv](#).

Input Parameters

<i>direc</i>	(global) CHARACTER. Specifies in which order the permutation is applied: = 'F' - forward, = 'B' - backward.
<i>rowcol</i>	(global) CHARACTER. Specifies if the rows or columns are permuted: = 'R' - rows, = 'C' - columns.
<i>n</i>	(global) INTEGER. If <i>rowcol</i> ='R', the length of the rows of the distributed matrix $A(*, ja:ja+n-1)$ to be permuted; If <i>rowcol</i> ='C', the length of the columns of the distributed matrix $A(ia:ia+n-1, *)$ to be permuted;
<i>a</i>	(local) REAL for pslaswp

DOUBLE PRECISION for pdlaswp
 COMPLEX for pclaswp
 COMPLEX*16 for pzlaswp.
 Pointer into the local memory to an array of DIMENSION
 (*lld_a*, *). On entry, this array contains the local pieces of
 the distributed matrix to which the row/columns
 interchanges will be applied.

ia (global) INTEGER.
 The row index in the global array *A* indicating the first row
 of sub(*A*).

ja (global) INTEGER.
 The column index in the global array *A* indicating the first
 column of sub(*A*).

desca (global and local) INTEGER array of DIMENSION (*dlen_*).
 The array descriptor for the distributed matrix *A*.

k1 (global) INTEGER.
 The first element of *ipiv* for which a row or column
 interchange will be done.

k2 (global) INTEGER.
 The last element of *ipiv* for which a row or column
 interchange will be done.

ipiv (local)
 INTEGER. Array, DIMENSION *LOCr(m_a)+mb_a* for row
 pivoting and *LOCr(n_a)+nb_a* for column pivoting. This
 array is tied to the matrix *A*, *ipiv*(*k*)=*l* implies rows (or
 columns) *k* and *l* are to be interchanged.

Output Parameters

A (local)
 REAL for pslaswp
 DOUBLE PRECISION for pdlaswp
 COMPLEX for pclaswp
 COMPLEX*16 for pzlaswp.
 On exit, the permuted distributed matrix.

p?latra

Computes the trace of a general square distributed matrix.

Syntax

```
val = pslatra(n, a, ia, ja, desca)
val = pdlatra(n, a, ia, ja, desca)
val = pclatra(n, a, ia, ja, desca)
val = pzlatra(n, a, ia, ja, desca)
```

Description

For C interface, this routine is declared in `mk1_scalapack.h` file.

This function computes the trace of an n -by- n distributed matrix `sub(A)` denoting $A(ia:ia+n-1, ja:ja+n-1)$. The result is left on every process of the grid.

Input Parameters

<i>n</i>	(global) INTEGER. The number of rows and columns to be operated on, that is, the order of the distributed submatrix <code>sub(A)</code> . $n \geq 0$.
<i>a</i>	(local). Real for <code>pslatra</code> DOUBLE PRECISION for <code>pdlatra</code> COMPLEX for <code>pclatra</code> COMPLEX*16 for <code>pzlatra</code> . Pointer into the local memory to an array of <code>DIMENSION(11d_a, LOCc(ja+n-1))</code> containing the local pieces of the distributed matrix, the trace of which is to be computed.
<i>ia, ja</i>	(global) INTEGER. The row and column indices respectively in the global array <code>A</code> indicating the first row and the first column of the submatrix <code>sub(A)</code> , respectively.
<i>desca</i>	(global and local) INTEGER array of <code>DIMENSION(dlen_)</code> . The array descriptor for the distributed matrix <code>A</code> .

Output Parameters

`val` The value returned by the fuction.

p?latrd

Reduces the first nb rows and columns of a symmetric/Hermitian matrix A to real tridiagonal form by an orthogonal/unitary similarity transformation.

Syntax

```
call pslatrd(uplo, n, nb, a, ia, ja, desca, d, e, tau, w, iw, jw, descw, work)
call pdlatrd(uplo, n, nb, a, ia, ja, desca, d, e, tau, w, iw, jw, descw, work)
call pclatrd(uplo, n, nb, a, ia, ja, desca, d, e, tau, w, iw, jw, descw, work)
call pzlatrd(uplo, n, nb, a, ia, ja, desca, d, e, tau, w, iw, jw, descw, work)
```

Description

For C interface, this routine is declared in `mkl_scalapack.h` file.

The routine reduces nb rows and columns of a real symmetric or complex Hermitian matrix $\text{sub}(A) = A(ia:ia+n-1, ja:ja+n-1)$ to symmetric/complex tridiagonal form by an orthogonal/unitary similarity transformation $Q'^* \text{sub}(A) Q$, and returns the matrices V and W , which are needed to apply the transformation to the unreduced part of $\text{sub}(A)$.

If $uplo = U$, `p?latrd` reduces the last nb rows and columns of a matrix, of which the upper triangle is supplied;

if $uplo = L$, `p?latrd` reduces the first nb rows and columns of a matrix, of which the lower triangle is supplied.

This is an auxiliary routine called by `p?sytrd/p?hetrd`.

Input Parameters

`uplo` (global) CHARACTER.
 Specifies whether the upper or lower triangular part of the symmetric/Hermitian matrix $\text{sub}(A)$ is stored:
 = 'U': Upper triangular
 = L: Lower triangular.

<i>n</i>	(global) INTEGER. The number of rows and columns to be operated on, that is, the order of the distributed submatrix $\text{sub}(A)$. $n \geq 0$.
<i>nb</i>	(global) INTEGER. The number of rows and columns to be reduced.
<i>a</i>	REAL for pslatrd DOUBLE PRECISION for pdlatrd COMPLEX for pclatrd COMPLEX*16 for pzlatrd. Pointer into the local memory to an array of <code>DIMENSION(lld_a, LOcc(ja+n-1))</code> . On entry, this array contains the local pieces of the symmetric/Hermitian distributed matrix $\text{sub}(A)$. If <i>uplo</i> = U, the leading <i>n</i> -by- <i>n</i> upper triangular part of $\text{sub}(A)$ contains the upper triangular part of the matrix, and its strictly lower triangular part is not referenced. If <i>uplo</i> = L, the leading <i>n</i> -by- <i>n</i> lower triangular part of $\text{sub}(A)$ contains the lower triangular part of the matrix, and its strictly upper triangular part is not referenced.
<i>ia</i>	(global) INTEGER. The row index in the global array <i>A</i> indicating the first row of $\text{sub}(A)$.
<i>ja</i>	(global) INTEGER. The column index in the global array <i>A</i> indicating the first column of $\text{sub}(A)$.
<i>desca</i>	(global and local) INTEGER array of <code>DIMENSION(dlen_)</code> . The array descriptor for the distributed matrix <i>A</i> .
<i>iw</i>	(global) INTEGER. The row index in the global array <i>W</i> indicating the first row of $\text{sub}(W)$.
<i>jw</i>	(global) INTEGER. The column index in the global array <i>W</i> indicating the first column of $\text{sub}(W)$.
<i>descw</i>	(global and local) INTEGER array of <code>DIMENSION(dlen_)</code> . The array descriptor for the distributed matrix <i>W</i> .
<i>work</i>	(local)

REAL for pslatrd
 DOUBLE PRECISION for pdlatrd
 COMPLEX for pclatrd
 COMPLEX*16 for pzlatrd.
 Workspace array of DIMENSION (nb_a).

Output Parameters

a (local)
 On exit, if $uplo = 'U'$, the last nb columns have been reduced to tridiagonal form, with the diagonal elements overwriting the diagonal elements of $sub(A)$; the elements above the diagonal with the array τ represent the orthogonal/unitary matrix Q as a product of elementary reflectors;
 if $uplo = 'L'$, the first nb columns have been reduced to tridiagonal form, with the diagonal elements overwriting the diagonal elements of $sub(A)$; the elements below the diagonal with the array τ represent the orthogonal/unitary matrix Q as a product of elementary reflectors.

d (local)
 REAL for pslatrd/pclatrd
 DOUBLE PRECISION for pdlatrd/pzlatrd.
 Array, DIMENSION $LOCc(ja+n-1)$.
 The diagonal elements of the tridiagonal matrix T : $d(i) = a(i, i)$. d is tied to the distributed matrix A .

e (local)
 REAL for pslatrd/pclatrd
 DOUBLE PRECISION for pdlatrd/pzlatrd.
 Array, DIMENSION $LOCc(ja+n-1)$ if $uplo = 'U'$, $LOCc(ja+n-2)$ otherwise.
 The off-diagonal elements of the tridiagonal matrix T :
 $e(i) = a(i, i + 1)$ if $uplo = 'U'$,
 $e(i) = a(i + 1, i)$ if $uplo = L$.
 e is tied to the distributed matrix A .

tau (local)
 REAL for pslatrd
 DOUBLE PRECISION for pdlatrd

COMPLEX for pclatrd
 COMPLEX*16 for pzlatrd.
 Array, DIMENSION $LOCc(ja+n-1)$. This array contains the scalar factors τ of the elementary reflectors. τ is tied to the distributed matrix A .

w (local)
 REAL for pslatrd
 DOUBLE PRECISION for pdlatrd
 COMPLEX for pclatrd
 COMPLEX*16 for pzlatrd.
 Pointer into the local memory to an array of DIMENSION (lld_w, nb_w) . This array contains the local pieces of the n -by- nb_w matrix w required to update the unreduced part of $sub(A)$.

Application Notes

If $uplo = 'U'$, the matrix Q is represented as a product of elementary reflectors

$$Q = H(n) * H(n-1) * \dots * H(n-nb+1)$$

Each $H(i)$ has the form

$$H(i) = I - \tau v v^T,$$

where τ is a real/complex scalar, and v is a real/complex vector with $v(i:n) = 0$ and $v(i-1) = 1$; $v(1:i-1)$ is stored on exit in $A(ia:ia+i-1, ja+i)$, and τ in $\tau(ja+i-1)$.

If $uplo = 'L'$, the matrix Q is represented as a product of elementary reflectors

$$Q = H(1) * H(2) * \dots * H(nb)$$

Each $H(i)$ has the form

$$H(i) = I - \tau v v^T,$$

where τ is a real/complex scalar, and v is a real/complex vector with $v(1:i) = 0$ and $v(i+1) = 1$; $v(i+2:n)$ is stored on exit in $A(ia+i+1: ia+n-1, ja+i-1)$, and τ in $\tau(ja+i-1)$.

The elements of the vectors v together form the n -by- nb matrix V which is needed, with w , to apply the transformation to the unreduced part of the matrix, using a symmetric/Hermitian rank- $2k$ update of the form:

$$sub(A) := sub(A) - v w^T - w v^T.$$

The contents of a on exit are illustrated by the following examples with

$n = 5$ and $nb = 2$:

$$\begin{array}{ll} \text{if } \text{uplo}='U': & \text{if } \text{uplo}='L': \\ \begin{bmatrix} a & a & a & v_4 & v_5 \\ & a & a & v_4 & v_5 \\ & & a & 1 & v_5 \\ & & & d & 1 \\ & & & & d \end{bmatrix} & \begin{bmatrix} d & & & & \\ 1 & d & & & \\ v_1 & 1 & a & & \\ v_1 & v_2 & a & a & \\ v_1 & v_2 & a & a & a \end{bmatrix} \end{array}$$

where d denotes a diagonal element of the reduced matrix, a denotes an element of the original matrix that is unchanged, and v_i denotes an element of the vector defining $H(i)$.

p?latrs

Solves a triangular system of equations with the scale factor set to prevent overflow.

Syntax

```
call pslatrs(uplo, trans, diag, normin, n, a, ia, ja, desca, x, ix, jx, descx,
scale, cnorm, work)
```

```
call pdlatrs(uplo, trans, diag, normin, n, a, ia, ja, desca, x, ix, jx, descx,
scale, cnorm, work)
```

```
call pclatrs(uplo, trans, diag, normin, n, a, ia, ja, desca, x, ix, jx, descx,
scale, cnorm, work)
```

```
call pzlatrs(uplo, trans, diag, normin, n, a, ia, ja, desca, x, ix, jx, descx,
scale, cnorm, work)
```

Description

For C interface, this routine is declared in `mk1_scalapack.h` file.

The routine solves a triangular system of equations $Ax = sb$, $A^T x = sb$ or $A^H x = sb$, where s is a scale factor set to prevent overflow. The description of the routine will be extended in the future releases.

Input Parameters

<i>uplo</i>	<p>CHARACTER*1.</p> <p>Specifies whether the matrix <i>A</i> is upper or lower triangular.</p> <p>= 'U': Upper triangular</p> <p>= 'L': Lower triangular</p>
<i>trans</i>	<p>CHARACTER*1.</p> <p>Specifies the operation applied to Ax.</p> <p>= 'N': Solve $Ax = s*b$ (no transpose)</p> <p>= 'T': Solve $A^T x = s*b$ (transpose)</p> <p>= 'C': Solve $A^H x = s*b$ (conjugate transpose), where <i>s</i> - is a scale factor</p>
<i>diag</i>	<p>CHARACTER*1.</p> <p>Specifies whether or not the matrix <i>A</i> is unit triangular.</p> <p>= 'N': Non-unit triangular</p> <p>= 'U': Unit triangular</p>
<i>normin</i>	<p>CHARACTER*1.</p> <p>Specifies whether <i>cnorm</i> has been set or not.</p> <p>= 'Y': <i>cnorm</i> contains the column norms on entry;</p> <p>= 'N': <i>cnorm</i> is not set on entry. On exit, the norms will be computed and stored in <i>cnorm</i>.</p>
<i>n</i>	<p>INTEGER.</p> <p>The order of the matrix <i>A</i>. $n \geq 0$</p>
<i>a</i>	<p>REAL for pslatrs/pclatrs</p> <p>DOUBLE PRECISION for pdlatrs/pzlatrs</p> <p>Array, DIMENSION (<i>lda</i>, <i>n</i>). Contains the triangular matrix <i>A</i>.</p> <p>If <i>uplo</i> = 'U', the leading <i>n</i>-by-<i>n</i> upper triangular part of the array <i>a</i> contains the upper triangular matrix, and the strictly lower triangular part of <i>a</i> is not referenced.</p> <p>If <i>uplo</i> = 'L', the leading <i>n</i>-by-<i>n</i> lower triangular part of the array <i>a</i> contains the lower triangular matrix, and the strictly upper triangular part of <i>a</i> is not referenced.</p> <p>If <i>diag</i> = 'U', the diagonal elements of <i>a</i> are also not referenced and are assumed to be 1.</p>

<i>ia, ja</i>	(global) INTEGER. The row and column indices in the global array <i>a</i> indicating the first row and the first column of the submatrix <i>A</i> , respectively.
<i>desca</i>	(global and local) INTEGER array, DIMENSION (<i>dlen_</i>). The array descriptor for the distributed matrix <i>A</i> .
<i>x</i>	REAL for pslatrs/pclatrs DOUBLE PRECISION for pdlatrs/pzlatrs Array, DIMENSION (<i>n</i>). On entry, the right hand side <i>b</i> of the triangular system.
<i>ix</i>	(global) INTEGER. The row index in the global array <i>x</i> indicating the first row of sub(<i>x</i>).
<i>jx</i>	(global) INTEGER. The column index in the global array <i>x</i> indicating the first column of sub(<i>x</i>).
<i>descx</i>	(global and local) INTEGER. Array, DIMENSION (<i>dlen_</i>). The array descriptor for the distributed matrix <i>x</i> .
<i>cnorm</i>	REAL for pslatrs/pclatrs DOUBLE PRECISION for pdlatrs/pzlatrs. Array, DIMENSION (<i>n</i>). If <i>normin</i> = 'Y', <i>cnorm</i> is an input argument and <i>cnorm</i> (<i>j</i>) contains the norm of the off-diagonal part of the <i>j</i> -th column of <i>A</i> . If <i>trans</i> = 'N', <i>cnorm</i> (<i>j</i>) must be greater than or equal to the infinity-norm, and if <i>trans</i> = 'T' or 'C', <i>cnorm</i> (<i>j</i>) must be greater than or equal to the 1-norm.
<i>work</i>	(local). REAL for pslatrs DOUBLE PRECISION for pdlatrs COMPLEX for pclatrs COMPLEX*16 for pzlatrs. Temporary workspace.

Output Parameters

<i>x</i>	On exit, <i>x</i> is overwritten by the solution vector <i>x</i> .
<i>scale</i>	REAL for pslatrs/pclatrs DOUBLE PRECISION for pdlatrs/pzlatrs.

Array, DIMENSION (lda, n). The scaling factor s for the triangular system as described above.

If $scale = 0$, the matrix A is singular or badly scaled, and the vector x is an exact or approximate solution to $Ax = 0$.

$cnorm$

If $normin = 'N'$, $cnorm$ is an output argument and $cnorm(j)$ returns the 1-norm of the off-diagonal part of the j -th column of A .

p?latrz

Reduces an upper trapezoidal matrix to upper triangular form by means of orthogonal/unitary transformations.

Syntax

```
call pslatz(m, n, l, a, ia, ja, desca, tau, work)
call pdlatrz(m, n, l, a, ia, ja, desca, tau, work)
call pclatz(m, n, l, a, ia, ja, desca, tau, work)
call pzlatrz(m, n, l, a, ia, ja, desca, tau, work)
```

Description

For C interface, this routine is declared in `mk1_scalapack.h` file.

The routine reduces the m -by- n ($m \leq n$) real/complex upper trapezoidal matrix $\text{sub}(A) = [A(ia:ia+m-1, ja:ja+m-1) \ A(ia:ia+m-1, ja+n-l:ja+n-1)]$ to upper triangular form by means of orthogonal/unitary transformations.

The upper trapezoidal matrix $\text{sub}(A)$ is factored as

$$\text{sub}(A) = \begin{pmatrix} R & 0 \end{pmatrix} * Z,$$

where Z is an n -by- n orthogonal/unitary matrix and R is an m -by- m upper triangular matrix.

Input Parameters

m

(global) INTEGER.

The number of rows to be operated on, that is, the number of rows of the distributed submatrix $\text{sub}(A)$. $m \geq 0$.

<i>n</i>	<p>(global) INTEGER.</p> <p>The number of columns to be operated on, that is, the number of columns of the distributed submatrix $\text{sub}(A)$. $n \geq 0$.</p>
<i>l</i>	<p>(global) INTEGER.</p> <p>The number of columns of the distributed submatrix $\text{sub}(A)$ containing the meaningful part of the Householder reflectors. $l > 0$.</p>
<i>a</i>	<p>(local)</p> <p>REAL for pslatz DOUBLE PRECISION for pdlatrz COMPLEX for pclatz COMPLEX*16 for pzlatrz.</p> <p>Pointer into the local memory to an array of $\text{DIMENSION}(lld_a, LOCC(ja+n-1))$. On entry, the local pieces of the m-by-n distributed matrix $\text{sub}(A)$, which is to be factored.</p>
<i>ia</i>	<p>(global) INTEGER.</p> <p>The row index in the global array A indicating the first row of $\text{sub}(A)$.</p>
<i>ja</i>	<p>(global) INTEGER.</p> <p>The column index in the global array A indicating the first column of $\text{sub}(A)$.</p>
<i>desca</i>	<p>(global and local) INTEGER array of $\text{DIMENSION}(dlen_)$.</p> <p>The array descriptor for the distributed matrix A.</p>
<i>work</i>	<p>(local)</p> <p>REAL for pslatz DOUBLE PRECISION for pdlatrz COMPLEX for pclatz COMPLEX*16 for pzlatrz.</p> <p>Workspace array, $\text{DIMENSION}(lwork)$.</p> <p>$lwork \geq nq0 + \max(1, mp0)$, where</p> <p>$iroff = \text{mod}(ia-1, mb_a)$, $icoff = \text{mod}(ja-1, nb_a)$, $iarow = \text{indxg2p}(ia, mb_a, myrow, rsrc_a, nprow)$, $iacol = \text{indxg2p}(ja, nb_a, mycol, csrc_a, npcot)$,</p>

`mp0 = numroc(m+iroff, mb_a, myrow, iarow, nprow),`
`nq0 = numroc(n+icoff, nb_a, mycol, iacol, npc0l),`
`numroc, indxg2p, and numroc` are ScaLAPACK tool
functions; `myrow, mycol, nprow, and npc0l` can be
determined by calling the subroutine `blacs_gridinfo`.

Output Parameters

<i>a</i>	On exit, the leading m -by- m upper triangular part of <code>sub(A)</code> contains the upper triangular matrix R , and elements $n-l+1$ to n of the first m rows of <code>sub(A)</code> , with the array <i>tau</i> , represent the orthogonal/unitary matrix Z as a product of m elementary reflectors.
<i>tau</i>	(local) REAL for <code>pslatrz</code> DOUBLE PRECISION for <code>pdlatz</code> COMPLEX for <code>pclatz</code> COMPLEX*16 for <code>pzlatrz</code> . Array, <code>DIMENSION (LOCr(ja+m-1))</code> . This array contains the scalar factors of the elementary reflectors. <i>tau</i> is tied to the distributed matrix A .

Application Notes

The factorization is obtained by Householder's method. The k -th transformation matrix, $Z(k)$, which is used (or, in case of complex routines, whose conjugate transpose is used) to introduce zeros into the $(m - k + 1)$ -th row of `sub(A)`, is given in the form

$$Z(k) = \begin{bmatrix} I & 0 \\ 0 & T(k) \end{bmatrix},$$

where

$$T(k) = I - \tau u(k) u(k)', \quad u(k) = \begin{bmatrix} I \\ 0 \\ z(k) \end{bmatrix}$$

τ is a scalar and $z(k)$ is an $(n-m)$ -element vector. τ and $z(k)$ are chosen to annihilate the elements of the k -th row of $\text{sub}(A)$. The scalar τ is returned in the k -th element of τ and the vector $u(k)$ in the k -th row of $\text{sub}(A)$, such that the elements of $z(k)$ are in $a(k, m+1), \dots, a(k, n)$. The elements of R are returned in the upper triangular part of $\text{sub}(A)$.

Z is given by

$$Z = Z(1)Z(2)\dots Z(m).$$

p?lauu2

*Computes the product U^*U' or L'^*L , where U and L are upper or lower triangular matrices (local unblocked algorithm).*

Syntax

```
call pslauu2(uplo, n, a, ia, ja, desca)
call pdlauu2(uplo, n, a, ia, ja, desca)
call pclauu2(uplo, n, a, ia, ja, desca)
call pzlauu2(uplo, n, a, ia, ja, desca)
```

Description

For C interface, this routine is declared in `mkl_scalapack.h` file.

The routine computes the product U^*U' or L'^*L , where the triangular factor U or L is stored in the upper or lower triangular part of the distributed matrix

$\text{sub}(A) = A(ia:ia+n-1, ja:ja+n-1)$.

If $uplo = 'U'$ or $'u'$, then the upper triangle of the result is stored, overwriting the factor U in $\text{sub}(A)$.

If $uplo = 'L'$ or $'l'$, then the lower triangle of the result is stored, overwriting the factor L in $\text{sub}(A)$.

This is the unblocked form of the algorithm, calling [BLAS Level 2 Routines](#). No communication is performed by this routine, the matrix to operate on should be strictly local to one process.

Input Parameters

$uplo$ (global) CHARACTER*1.

Specifies whether the triangular factor stored in the *matrix* $\text{sub}(A)$ is upper or lower triangular:

= U: upper triangular

= L: lower triangular.

n

(global) INTEGER.

The number of rows and columns to be operated on, that is, the order of the triangular factor *U* or *L*. $n \geq 0$.

a

(local)

REAL for `pslauu2`

DOUBLE PRECISION for `pdlauu2`

COMPLEX for `pclauu2`

COMPLEX*16 for `pzlauu2`.

Pointer into the local memory to an array of

`DIMENSION(11d_a, LOCc(ja+n-1))`. On entry, the local pieces of the triangular factor *U* or *L*.

ia

(global) INTEGER.

The row index in the global array *A* indicating the first row of $\text{sub}(A)$.

ja

(global) INTEGER.

The column index in the global array *A* indicating the first column of $\text{sub}(A)$.

desca

(global and local) INTEGER array of `DIMENSION(dlen_)`.

The array descriptor for the distributed matrix *A*.

Output Parameters

a

(local)

On exit, if *uplo* = 'U', the upper triangle of the distributed matrix $\text{sub}(A)$ is overwritten with the upper triangle of the product $U*U'$; if *uplo* = 'L', the lower triangle of $\text{sub}(A)$ is overwritten with the lower triangle of the product $L*L$.

p?lauum

*Computes the product $U*U'$ or $L'*L$, where U and L are upper or lower triangular matrices.*

Syntax

```
call pslauum(uplo, n, a, ia, ja, desca)
call pdlauum(uplo, n, a, ia, ja, desca)
call pclauum(uplo, n, a, ia, ja, desca)
call pzlauum(uplo, n, a, ia, ja, desca)
```

Description

For C interface, this routine is declared in `mkl_scalapack.h` file.

The routine computes the product $U*U'$ or $L'*L$, where the triangular factor U or L is stored in the upper or lower triangular part of the matrix `sub(A) = A(ia:ia+n-1, ja:ja+n-1)`.

If `uplo = 'U'` or `'u'`, then the upper triangle of the result is stored, overwriting the factor U in `sub(A)`. If `uplo = 'L'` or `'l'`, then the lower triangle of the result is stored, overwriting the factor L in `sub(A)`.

This is the blocked form of the algorithm, calling Level 3 PBLAS.

Input Parameters

<code>uplo</code>	(global) CHARACTER*1. Specifies whether the triangular factor stored in the matrix <code>sub(A)</code> is upper or lower triangular: = 'U': upper triangular = 'L': lower triangular.
<code>n</code>	(global) INTEGER. The number of rows and columns to be operated on, that is, the order of the triangular factor U or L . $n \geq 0$.
<code>a</code>	(local) REAL for pslauum DOUBLE PRECISION for pdlauum COMPLEX for pclauum COMPLEX*16 for pzlauum.

	Pointer into the local memory to an array of <code>DIMENSION(11d_a, LOCc(ja+n-1))</code> . On entry, the local pieces of the triangular factor U or L .
<code>ia</code>	(global) INTEGER. The row index in the global array A indicating the first row of <code>sub(A)</code> .
<code>ja</code>	(global) INTEGER. The column index in the global array A indicating the first column of <code>sub(A)</code> .
<code>desca</code>	(global and local) INTEGER array of <code>DIMENSION(dlen_)</code> . The array descriptor for the distributed matrix A .

Output Parameters

<code>a</code>	(local) On exit, if <code>uplo = 'U'</code> , the upper triangle of the distributed matrix <code>sub(A)</code> is overwritten with the upper triangle of the product $U*U'$; if <code>uplo = 'L'</code> , the lower triangle of <code>sub(A)</code> is overwritten with the lower triangle of the product $L'*L$.
----------------	---

p?lawil

Forms the Wilkinson transform.

Syntax

```
call pslawil(ii, jj, m, a, desca, h44, h33, h43h34, v)
call pdlawil(ii, jj, m, a, desca, h44, h33, h43h34, v)
```

Description

For C interface, this routine is declared in `mk1_scalapack.h` file.

The routine gets the transform given by `h44`, `h33`, and `h43h34` into `v` starting at row `m`.

Input Parameters

<code>ii</code>	(global) INTEGER. Row owner of $h(m+2, m+2)$.
<code>jj</code>	(global) INTEGER.

	Column owner of $h(m+2, m+2)$.
m	(global) INTEGER. On entry, the location from where the transform starts (row m). Unchanged on exit.
a	(global) REAL for pslawil DOUBLE PRECISION for pdlawil Array, DIMENSION ($desca(lld_)$,*). On entry, the Hessenberg matrix. Unchanged on exit.
$desca$	(global and local) INTEGER Array of DIMENSION ($dlen_)$. The array descriptor for the distributed matrix A . Unchanged on exit.
$h43h34$	(global) REAL for pslawil DOUBLE PRECISION for pdlawil These three values are for the double shift QR iteration. Unchanged on exit.

Output Parameters

v	(global) REAL for pslawil DOUBLE PRECISION for pdlawil Array of size 3 that contains the transform on output.
-----	--

p?org2l/p?ung2l

Generates all or part of the orthogonal/unitary matrix Q from a QL factorization determined by p?geqlf (unblocked algorithm).

Syntax

```
call psorg2l(m, n, k, a, ia, ja, desca, tau, work, lwork, info)
call pdorg2l(m, n, k, a, ia, ja, desca, tau, work, lwork, info)
call pcung2l(m, n, k, a, ia, ja, desca, tau, work, lwork, info)
call pzung2l(m, n, k, a, ia, ja, desca, tau, work, lwork, info)
```

Description

The routine `p?org2l/p?ung2l` generates an m -by- n real/complex distributed matrix Q denoting $A(ia:ia+m-1, ja:ja+n-1)$ with orthonormal columns, which is defined as the last n columns of a product of k elementary reflectors of order m :

$Q = H(k) * \dots * H(2) * H(1)$ as returned by `p?geqlf`.

Input Parameters

m	(global) INTEGER. The number of rows to be operated on, that is, the number of rows of the distributed submatrix Q . $m \geq 0$.
n	(global) INTEGER. The number of columns to be operated on, that is, the number of columns of the distributed submatrix Q . $m \geq n \geq 0$.
k	(global) INTEGER. The number of elementary reflectors whose product defines the matrix Q . $n \geq k \geq 0$.
a	REAL for <code>psorg2l</code> DOUBLE PRECISION for <code>pdorg2l</code> COMPLEX for <code>pcung2l</code> COMPLEX*16 for <code>pzung2l</code> . Pointer into the local memory to an array, DIMENSION (<code>lld_a</code> , <code>LOCc(ja+n-1)</code>). On entry, the j -th column must contain the vector that defines the elementary reflector $H(j)$, $ja+n-k \leq j \leq ja+n-1$, as returned by <code>p?geqlf</code> in the k columns of its <i>distributed matrix</i> argument $A(ia:*, ja+n-k:ja+n-1)$.
ia	(global) INTEGER. The row index in the global array A indicating the first row of sub(A).
ja	(global) INTEGER. The column index in the global array A indicating the first column of sub(A).

desca (global and local) INTEGER array of DIMENSION (*dlen_*).
The array descriptor for the distributed matrix *A*.

tau (local)
REAL for *psorg2l*
DOUBLE PRECISION for *pdorg2l*
COMPLEX for *pcung2l*
COMPLEX*16 for *pzung2l*.
Array, DIMENSION *LOCc(ja+n-1)*.
This array contains the scalar factor *tau(j)* of the elementary reflector $H(j)$, as returned by [p?geqlf](#).

work (local)
REAL for *psorg2l*
DOUBLE PRECISION for *pdorg2l*
COMPLEX for *pcung2l*
COMPLEX*16 for *pzung2l*.
Workspace array, DIMENSION (*lwork*).

lwork (local or global) INTEGER.
The dimension of the array *work*.

lwork is local input and must be at least $lwork \geq mpa0 + \max(1, nqa0)$, where
 $iroffa = \text{mod}(ia-1, mb_a),$
 $icoffa = \text{mod}(ja-1, nb_a),$
 $iarow = \text{indxg2p}(ia, mb_a, myrow, rsrc_a, nprow),$
 $iacol = \text{indxg2p}(ja, nb_a, mycol, csrc_a, npcot),$
 $mpa0 = \text{numroc}(m+iroffa, mb_a, myrow, iarow, nprow),$
 $nqa0 = \text{numroc}(n+icoffa, nb_a, mycol, iacol, npcot).$
indxg2p and *numroc* are ScaLAPACK tool functions; *myrow*, *mycol*, *nprow*, and *npcot* can be determined by calling the subroutine *blacs_gridinfo*.
If *lwork* = -1, then *lwork* is global input and a workspace query is assumed; the routine only calculates the minimum and optimal size for all work arrays. Each of these values is returned in the first entry of the corresponding work array, and no error message is issued by [pxerbla](#).

Output Parameters

<i>a</i>	On exit, this array contains the local pieces of the m -by- n distributed matrix Q .
<i>work</i>	On exit, <i>work</i> (1) returns the minimal and optimal <i>lwork</i> .
<i>info</i>	(local) INTEGER. = 0: successful exit < 0: if the i -th argument is an array and the j -entry had an illegal value, then <i>info</i> = - ($i*100 + j$), if the i -th argument is a scalar and had an illegal value, then <i>info</i> = - i .

p?org2r/p?ung2r

Generates all or part of the orthogonal/unitary matrix Q from a QR factorization determined by p?geqrf (unblocked algorithm).

Syntax

```
call psorg2r(m, n, k, a, ia, ja, desca, tau, work, lwork, info)
call pdorg2r(m, n, k, a, ia, ja, desca, tau, work, lwork, info)
call pcung2r(m, n, k, a, ia, ja, desca, tau, work, lwork, info)
call pzung2r(m, n, k, a, ia, ja, desca, tau, work, lwork, info)
```

Description

The routine p?org2r/p?ung2r generates an m -by- n real/complex matrix Q denoting $A(ia:ia+m-1, ja:ja+n-1)$ with orthonormal columns, which is defined as the first n columns of a product of k elementary reflectors of order m :

$$Q = H(1) * H(2) * \dots * H(k)$$

as returned by p?geqrf.

Input Parameters

m (global) INTEGER.

	<p>The number of rows to be operated on, that is, the number of rows of the distributed submatrix Q. $m \geq 0$.</p>
<i>n</i>	<p>(global) INTEGER.</p> <p>The number of columns to be operated on, that is, the number of columns of the distributed submatrix Q. $m \geq n \geq 0$.</p>
<i>k</i>	<p>(global) INTEGER.</p> <p>The number of elementary reflectors whose product defines the matrix Q. $n \geq k \geq 0$.</p>
<i>a</i>	<p>REAL for psorg2r DOUBLE PRECISION for pdorg2r COMPLEX for pcung2r COMPLEX*16 for pzung2r.</p> <p>Pointer into the local memory to an array, DIMENSION(<i>lld_a</i>, <i>LOCc</i>(<i>ja</i>+<i>n</i>-1)).</p> <p>On entry, the <i>j</i>-th column must contain the vector that defines the elementary reflector $H(j)$, $ja \leq j \leq ja+k-1$, as returned by p?geqrf in the <i>k</i> columns of its <i>distributed matrix</i> argument $A(ia:*, ja:ja+k-1)$.</p>
<i>ia</i>	<p>(global) INTEGER.</p> <p>The row index in the global array <i>A</i> indicating the first row of sub(<i>A</i>).</p>
<i>ja</i>	<p>(global) INTEGER.</p> <p>The column index in the global array <i>A</i> indicating the first column of sub(<i>A</i>).</p>
<i>desca</i>	<p>(global and local) INTEGER array of DIMENSION (<i>dlen_</i>).</p> <p>The array descriptor for the distributed matrix <i>A</i>.</p>
<i>tau</i>	<p>(local)</p> <p>REAL for psorg2r DOUBLE PRECISION for pdorg2r COMPLEX for pcung2r COMPLEX*16 for pzung2r.</p> <p>Array, DIMENSION <i>LOCc</i>(<i>ja</i>+<i>k</i>-1).</p>

This array contains the scalar factor $\tau(j)$ of the elementary reflector $H(j)$, as returned by [p?geqrf](#). This array is tied to the distributed matrix A .

work (local)
 REAL for psorg2r
 DOUBLE PRECISION for pdorg2r
 COMPLEX for pcung2r
 COMPLEX*16 for pzung2r.
 Workspace array, DIMENSION (*lwork*).

lwork (local or global) INTEGER.
 The dimension of the array *work*.
lwork is local input and must be at least $lwork \geq mpa0 + \max(1, nqa0)$,
 where
 $iroffa = \text{mod}(ia-1, mb_a)$, $icoffa = \text{mod}(ja-1, nb_a)$,
 $iarow = \text{indxg2p}(ia, mb_a, myrow, rsrc_a, nprow)$,
 $iacol = \text{indxg2p}(ja, nb_a, mycol, csrc_a, npcot)$,
 $mpa0 = \text{numroc}(m+iroffa, mb_a, myrow, iarow, nprow)$,
 $nqa0 = \text{numroc}(n+icoffa, nb_a, mycol, iacol, npcot)$.
 indxg2p and numroc are ScaLAPACK tool functions; *myrow*, *mycol*, *nprow*, and *npcol* can be determined by calling the subroutine `blacs_gridinfo`.
 If *lwork* = -1, then *lwork* is global input and a workspace query is assumed; the routine only calculates the minimum and optimal size for all work arrays. Each of these values is returned in the first entry of the corresponding work array, and no error message is issued by [pxerbla](#).

Output Parameters

a On exit, this array contains the local pieces of the m -by- n distributed matrix Q .

work On exit, *work*(1) returns the minimal and optimal *lwork*.

info (local) INTEGER.

= 0: successful exit
 < 0: if the i -th argument is an array and the j -entry had an illegal value,
 then $info = - (i*100+j)$,
 if the i -th argument is a scalar and had an illegal value,
 then $info = -i$.

p?orgl2/p?ungl2

Generates all or part of the orthogonal/unitary matrix Q from an LQ factorization determined by p?gelqf (unblocked algorithm).

Syntax

```
call psorgl2(m, n, k, a, ia, ja, desca, tau, work, lwork, info)
call pdorgl2(m, n, k, a, ia, ja, desca, tau, work, lwork, info)
call pcungl2(m, n, k, a, ia, ja, desca, tau, work, lwork, info)
call pzungl2(m, n, k, a, ia, ja, desca, tau, work, lwork, info)
```

Description

The routine p?orgl2/p?ungl2 generates a m -by- n real/complex matrix Q denoting $A(ia:ia+m-1, ja:ja+n-1)$ with orthonormal rows, which is defined as the first m rows of a product of k elementary reflectors of order n

$Q = H(k) * \dots * H(2) * H(1)$ (for real flavors),

$Q = (H(k))^H * \dots * (H(2))^H * (H(1))^H$ (for complex flavors) as returned by p?gelqf.

Input Parameters

m (global) INTEGER.
 The number of rows to be operated on, that is, the number of rows of the distributed submatrix Q . $m \geq 0$.

n (global) INTEGER.
 The number of columns to be operated on, that is, the number of columns of the distributed submatrix Q . $n \geq m \geq 0$.

<i>k</i>	<p>(global) INTEGER.</p> <p>The number of elementary reflectors whose product defines the matrix Q. $m \geq k \geq 0$.</p>
<i>a</i>	<p>REAL for psorgl2 DOUBLE PRECISION for pdorgl2 COMPLEX for pcungl2 COMPLEX*16 for pzungl2.</p> <p>Pointer into the local memory to an array, DIMENSION (<i>lld_a</i>, <i>LOCc</i>(<i>ja</i>+<i>n</i>-1)).</p> <p>On entry, the <i>i</i>-th row must contain the vector that defines the elementary reflector $H(i)$, $ia \leq i \leq ia+k-1$, as returned by p?gelqf in the <i>k</i> rows of its <i>distributed matrix</i> argument $A(ia:ia+k-1, ja:*)$.</p>
<i>ia</i>	<p>(global) INTEGER.</p> <p>The row index in the global array <i>A</i> indicating the first row of sub(<i>A</i>).</p>
<i>ja</i>	<p>(global) INTEGER.</p> <p>The column index in the global array <i>A</i> indicating the first column of sub(<i>A</i>).</p>
<i>desca</i>	<p>(global and local) INTEGER array of DIMENSION (<i>dlen_</i>).</p> <p>The array descriptor for the distributed matrix <i>A</i>.</p>
<i>tau</i>	<p>(local)</p> <p>REAL for psorgl2 DOUBLE PRECISION for pdorgl2 COMPLEX for pcungl2 COMPLEX*16 for pzungl2.</p> <p>Array, DIMENSION <i>LOCr</i>(<i>ja</i>+<i>k</i>-1). This array contains the scalar factors <i>tau</i>(<i>i</i>) of the elementary reflectors $H(i)$, as returned by p?gelqf. This array is tied to the distributed matrix <i>A</i>.</p>
<i>WORK</i>	<p>(local)</p> <p>REAL for psorgl2 DOUBLE PRECISION for pdorgl2 COMPLEX for pcungl2 COMPLEX*16 for pzungl2.</p> <p>Workspace array, DIMENSION (<i>lwork</i>).</p>

lwork

(local or global) INTEGER.

The dimension of the array *work*.

lwork is local input and must be at least $lwork \geq nqa0 + \max(1, mpa0)$, where

$$iroffa = \text{mod}(ia-1, mb_a),$$

$$icoffa = \text{mod}(ja-1, nb_a),$$

$$iarow = \text{indxg2p}(ia, mb_a, myrow, rsrc_a, nprow),$$

$$iacol = \text{indxg2p}(ja, nb_a, mycol, csrc_a, npcot),$$

$$mpa0 = \text{numroc}(m+iroffa, mb_a, myrow, iarow, nprow),$$

$$nqa0 = \text{numroc}(n+icoffa, nb_a, mycol, iacol, npcot).$$

indxg2p and *numroc* are ScaLAPACK tool functions; *myrow*, *mycol*, *nprow*, and *npcot* can be determined by calling the subroutine *blacs_gridinfo*.

If *lwork* = -1, then *lwork* is global input and a workspace query is assumed; the routine only calculates the minimum and optimal size for all work arrays. Each of these values is returned in the first entry of the corresponding work array, and no error message is issued by *pxerbla*.

Output Parameters

a

On exit, this array contains the local pieces of the *m*-by-*n* distributed matrix *Q*.

work

On exit, *work*(1) returns the minimal and optimal *lwork*.

info

(local) INTEGER.

= 0: successful exit

< 0: if the *i*-th argument is an array and the *j*-entry had an illegal value,

then *info* = - (*i**100+*j*),

if the *i*-th argument is a scalar and had an illegal value,

then *info* = -*i*.

p?orgr2/p?ungr2

Generates all or part of the orthogonal/unitary matrix Q from an RQ factorization determined by p?gerqf (unblocked algorithm).

Syntax

```
call psorgr2(m, n, k, a, ia, ja, desca, tau, work, lwork, info)
call pdorgr2(m, n, k, a, ia, ja, desca, tau, work, lwork, info)
call pcungr2(m, n, k, a, ia, ja, desca, tau, work, lwork, info)
call pzungr2(m, n, k, a, ia, ja, desca, tau, work, lwork, info)
```

Description

The routine p?orgr2/p?ungr2 generates an m -by- n real/complex matrix Q denoting $A(ia:ia+m-1, ja:ja+n-1)$ with orthonormal rows, which is defined as the last m rows of a product of k elementary reflectors of order n

$Q = H(1) * H(2) * \dots * H(k)$ (for real flavors);

$Q = (H(1))^H * (H(2))^H \dots * (H(k))^H$ (for complex flavors) as returned by p?gerqf.

Input Parameters

m	(global) INTEGER. The number of rows to be operated on, that is, the number of rows of the distributed submatrix Q . $m \geq 0$.
n	(global) INTEGER. The number of columns to be operated on, that is, the number of columns of the distributed submatrix Q . $n \geq m \geq 0$.
k	(global) INTEGER. The number of elementary reflectors whose product defines the matrix Q . $m \geq k \geq 0$.
a	REAL for psorgr2 DOUBLE PRECISION for pdorgr2 COMPLEX for pcungr2

COMPLEX*16 for pzungr2.
 Pointer into the local memory to an array,
 DIMENSION (*lld_a*, *LOCc*(*ja+n-1*)).
 On entry, the *i*-th row must contain the vector that defines
 the elementary reflector $H(i)$, $ia+m-k \leq i \leq ia+m-1$,
 as returned by [p?gerqf](#) in the *k* rows of its *distributed*
matrix argument *A*(*ia+m-k:ia+m-1*, *ja:**).

ia (global) INTEGER.
 The row index in the global array *A* indicating the first row
 of sub(*A*).

ja (global) INTEGER.
 The column index in the global array *A* indicating the first
 column of sub(*A*).

desca (global and local) INTEGER array of DIMENSION (*dlen_*).
 The array descriptor for the distributed matrix *A*.

tau (local)
 REAL for psorgr2
 DOUBLE PRECISION for pdorgr2
 COMPLEX for pcungr2
 COMPLEX*16 for pzungr2.
 Array, DIMENSION *LOCr*(*ja+m-1*). This array contains the
 scalar factors *tau*(*i*) of the elementary reflectors $H(i)$, as
 returned by [p?gerqf](#). This array is tied to the distributed
 matrix *A*.

work (local)
 REAL for psorgr2
 DOUBLE PRECISION for pdorgr2
 COMPLEX for pcungr2
 COMPLEX*16 for pzungr2.
 Workspace array, DIMENSION (*lwork*).

lwork (local or global) INTEGER.
 The dimension of the array *work*.

lwork is local input and must be at least $lwork \geq nqa0 +$
 $\max(1, mpa0)$, where $iroffa = \text{mod}(ia-1, mb_a)$,
 $icoffa = \text{mod}(ja-1, nb_a)$,

```

iarow = indxg2p( ia, mb_a, myrow, rsrc_a, nprow
),
iacol = indxg2p( ja, nb_a, mycol, csrc_a, npcol
),
mpa0 = numroc( m+iroffa, mb_a, myrow, iarow,
nprow ),
nqa0 = numroc( n+icoffa, nb_a, mycol, iacol,
npcol ).

```

`indxg2p` and `numroc` are ScaLAPACK tool functions; `myrow`, `mycol`, `nprow`, and `npcol` can be determined by calling the subroutine `blacs_gridinfo`.

If `lwork = -1`, then `lwork` is global input and a workspace query is assumed; the routine only calculates the minimum and optimal size for all work arrays. Each of these values is returned in the first entry of the corresponding work array, and no error message is issued by `pxerbla`.

Output Parameters

<code>a</code>	On exit, this array contains the local pieces of the m -by- n distributed matrix Q .
<code>work</code>	On exit, <code>work(1)</code> returns the minimal and optimal <code>lwork</code> .
<code>info</code>	(local) INTEGER. = 0: successful exit < 0: if the i -th argument is an array and the j -entry had an illegal value, then <code>info = - (i*100+j)</code> , if the i -th argument is a scalar and had an illegal value, then <code>info = -i</code> .

p?orm2l/p?unm2l

Multiplies a general matrix by the orthogonal/unitary matrix from a QL factorization determined by p?geqlf (unblocked algorithm).

Syntax

```
call psorm2l(side, trans, m, n, k, a, ia, ja, desca, tau, c, ic, jc, descc,
work, lwork, info)

call pdorm2l(side, trans, m, n, k, a, ia, ja, desca, tau, c, ic, jc, descc,
work, lwork, info)

call pcunm2l(side, trans, m, n, k, a, ia, ja, desca, tau, c, ic, jc, descc,
work, lwork, info)

call pzunm2l(side, trans, m, n, k, a, ia, ja, desca, tau, c, ic, jc, descc,
work, lwork, info)
```

Description

The routine p?orm2l/p?unm2l overwrites the general real/complex m -by- n distributed matrix sub $(C)=C(ic:ic+m-1,jc:jc+n-1)$ with

$Q*\text{sub}(C)$ if $side = 'L'$ and $trans = 'N'$, or

$Q^T*\text{sub}(C) / Q^H*\text{sub}(C)$ if $side = 'L'$ and $trans = 'T'$ (for real flavors) or $trans = 'C'$ (for complex flavors), or

$\text{sub}(C)*Q$ if $side = 'R'$ and $trans = 'N'$, or

$\text{sub}(C)*Q^T / \text{sub}(C)*Q^H$ if $side = 'R'$ and $trans = 'T'$ (for real flavors) or $trans = 'C'$ (for complex flavors).

where Q is a real orthogonal or complex unitary distributed matrix defined as the product of k elementary reflectors

$Q = H(k)*\dots*H(2)*H(1)$ as returned by p?geqlf. Q is of order m if $side = 'L'$ and of order n if $side = 'R'$.

Input Parameters

side (global) CHARACTER.
 = 'L': apply Q or Q^T for real flavors (Q^H for complex flavors)
 from the left,

	<p>= 'R': apply Q or Q^T for real flavors (Q^H for complex flavors) from the right.</p>
<i>trans</i>	<p>(global) CHARACTER. = 'N': apply Q (no transpose) = 'T': apply Q^T (transpose, for real flavors) = 'C': apply Q^H (conjugate transpose, for complex flavors)</p>
<i>m</i>	<p>(global) INTEGER. The number of rows to be operated on, that is, the number of rows of the distributed submatrix $\text{sub}(C)$. $m \geq 0$.</p>
<i>n</i>	<p>(global) INTEGER. The number of columns to be operated on, that is, the number of columns of the distributed submatrix $\text{sub}(C)$. $n \geq 0$.</p>
<i>k</i>	<p>(global) INTEGER. The number of elementary reflectors whose product defines the matrix Q. If <i>side</i> = 'L', $m \geq k \geq 0$; if <i>side</i> = 'R', $n \geq k \geq 0$.</p>
<i>a</i>	<p>(local) REAL for psorm2l DOUBLE PRECISION for pdorm2l COMPLEX for pcunm2l COMPLEX*16 for pzunm2l. Pointer into the local memory to an array, DIMENSION(<i>lld_a</i>, <i>LOCc</i>(<i>ja</i>+<i>k</i>-1)). On entry, the <i>j</i>-th row must contain the vector that defines the elementary reflector $H(j)$, $ja \leq j \leq ja+k-1$, as returned by p?geqlf in the <i>k</i> columns of its distributed matrix argument $A(ia:*, ja:ja+k-1)$. The argument $A(ia:*, ja:ja+k-1)$ is modified by the routine but restored on exit. If <i>side</i> = 'L', $\text{lld_a} \geq \max(1, \text{LOCr}(ia+m-1))$, if <i>side</i> = 'R', $\text{lld_a} \geq \max(1, \text{LOCr}(ia+n-1))$.</p>
<i>ia</i>	<p>(global) INTEGER.</p>

	The row index in the global array <i>A</i> indicating the first row of <i>sub(A)</i> .
<i>ja</i>	(global) INTEGER. The column index in the global array <i>A</i> indicating the first column of <i>sub(A)</i> .
<i>desca</i>	(global and local) INTEGER array of DIMENSION (<i>dlen_</i>). The array descriptor for the distributed matrix <i>A</i> .
<i>tau</i>	(local) REAL for <i>psorm21</i> DOUBLE PRECISION for <i>pdorm21</i> COMPLEX for <i>pcunm21</i> COMPLEX*16 for <i>pzunm21</i> . Array, DIMENSION <i>LOCc(ja+n-1)</i> . This array contains the scalar factor <i>tau(j)</i> of the elementary reflector <i>H(j)</i> , as returned by <i>p?geqlf</i> . This array is tied to the distributed matrix <i>A</i> .
<i>c</i>	(local) REAL for <i>psorm21</i> DOUBLE PRECISION for <i>pdorm21</i> COMPLEX for <i>pcunm21</i> COMPLEX*16 for <i>pzunm21</i> . Pointer into the local memory to an array, DIMENSION (<i>lld_c</i> , <i>LOCc(jc+n-1)</i>). On entry, the local pieces of the distributed matrix <i>sub(c)</i> .
<i>ic</i>	(global) INTEGER. The row index in the global array <i>c</i> indicating the first row of <i>sub(c)</i> .
<i>jc</i>	(global) INTEGER. The column index in the global array <i>c</i> indicating the first column of <i>sub(c)</i> .
<i>descc</i>	(global and local) INTEGER array of DIMENSION (<i>dlen_</i>). The array descriptor for the distributed matrix <i>c</i> .
<i>work</i>	(local) REAL for <i>psorm21</i> DOUBLE PRECISION for <i>pdorm21</i> COMPLEX for <i>pcunm21</i>

lwork COMPLEX*16 for pzunm2l.
Workspace array, DIMENSION (*lwork*).
On exit, *work*(1) returns the minimal and optimal *lwork*.
(local or global) INTEGER.
The dimension of the array *work*.
lwork is local input and must be at least
if *side* = 'L', $lwork \geq mpc0 + \max(1, nqc0)$,
if *side* = 'R', $lwork \geq nqc0 + \max(\max(1, mpc0),$
 $\text{numroc}(\text{numroc}(n+icoffc, nb_a, 0, 0, npc0),$
 $nb_a, 0, 0, lcmq))$,
where
 $lcmq = lcm/npcol$,
 $lcm = iclm(nprow, npc0)$,
 $iroffc = \text{mod}(ic-1, mb_c)$,
 $icoffc = \text{mod}(jc-1, nb_c)$,
 $icrow = \text{indxg2p}(ic, mb_c, myrow, rsrc_c, nprow)$,
 $iccol = \text{indxg2p}(jc, nb_c, mycol, csrc_c, npc0)$,
 $Mqc0 = \text{numroc}(m+icoffc, nb_c, mycol, icrow,$
 $nprow)$,
 $Npc0 = \text{numroc}(n+iroffc, mb_c, myrow, iccol,$
 $npc0)$,
ilcm, *indxg2p*, and *numroc* are ScaLAPACK tool functions;
myrow, *mycol*, *nprow*, and *npcol* can be determined by
calling the subroutine *blacs_gridinfo*.
If *lwork* = -1, then *lwork* is global input and a workspace
query is assumed; the routine only calculates the minimum
and optimal size for all work arrays. Each of these values
is returned in the first entry of the corresponding work array,
and no error message is issued by *pxerbla*.

Output Parameters

c On exit, *c* is overwritten by $Q * \text{sub}(C)$, or $Q^T * \text{sub}(C) /$
 $Q^H * \text{sub}(C)$, or $\text{sub}(C) * Q$, or $\text{sub}(C) * Q^T / \text{sub}(C) * Q^H$
work On exit, *work*(1) returns the minimal and optimal *lwork*.
info (local) INTEGER.
= 0: successful exit

< 0: if the i -th argument is an array and the j -entry had an illegal value,
 then $info = - (i*100+j)$,
 if the i -th argument is a scalar and had an illegal value,
 then $info = -i$.



NOTE. The distributed submatrices $A(ia:*, ja:*)$ and $C(ic:ic+m-1, jc:jc+n-1)$ must verify some alignment properties, namely the following expressions should be true:

If $side = 'L'$, ($mb_a.eq.mb_c$.AND. $iroffa.eq.iroffc$.AND. $iarow.eq.icrow$)

If $side = 'R'$, ($mb_a.eq.nb_c$.AND. $iroffa.eq.iroffc$).

p?orm2r/p?unm2r

Multiplies a general matrix by the orthogonal/unitary matrix from a QR factorization determined by p?geqrf (unblocked algorithm).

Syntax

```
call psorm2r(side, trans, m, n, k, a, ia, ja, desca, tau, c, ic, jc, descc,
work, lwork, info)
```

```
call pdorm2r(side, trans, m, n, k, a, ia, ja, desca, tau, c, ic, jc, descc,
work, lwork, info)
```

```
call pcunm2r(side, trans, m, n, k, a, ia, ja, desca, tau, c, ic, jc, descc,
work, lwork, info)
```

```
call pzunm2r(side, trans, m, n, k, a, ia, ja, desca, tau, c, ic, jc, descc,
work, lwork, info)
```

Description

The routine p?orm2r/p?unm2r overwrites the general real/complex m -by- n distributed matrix sub $(C)=C(ic:ic+m-1, jc:jc+n-1)$ with

$Q*\text{sub}(C)$ if $side = 'L'$ and $trans = 'N'$, or

$Q^T*\text{sub}(C) / Q^H*\text{sub}(C)$ if $side = 'L'$ and $trans = 'T'$ (for real flavors) or $trans = 'C'$ (for complex flavors), or

$\text{sub}(C) * Q$ if $\text{side} = 'R'$ and $\text{trans} = 'N'$, or

$\text{sub}(C) * Q^T / \text{sub}(C) * Q^H$ if $\text{side} = 'R'$ and $\text{trans} = 'T'$ (for real flavors) or $\text{trans} = 'C'$ (for complex flavors).

where Q is a real orthogonal or complex unitary matrix defined as the product of k elementary reflectors

$Q = H(k) * \dots * H(2) * H(1)$ as returned by [p?geqrf](#). Q is of order m if $\text{side} = 'L'$ and of order n if $\text{side} = 'R'$.

Input Parameters

<i>side</i>	(global) CHARACTER. = 'L': apply Q or Q^T for real flavors (Q^H for complex flavors) from the left, = 'R': apply Q or Q^T for real flavors (Q^H for complex flavors) from the right.
<i>trans</i>	(global) CHARACTER. = 'N': apply Q (no transpose) = 'T': apply Q^T (transpose, for real flavors) = 'C': apply Q^H (conjugate transpose, for complex flavors)
<i>m</i>	(global) INTEGER. The number of rows to be operated on, that is, the number of rows of the distributed submatrix $\text{sub}(C)$. $m \geq 0$.
<i>n</i>	(global) INTEGER. The number of columns to be operated on, that is, the number of columns of the distributed submatrix $\text{sub}(C)$. $n \geq 0$.
<i>k</i>	(global) INTEGER. The number of elementary reflectors whose product defines the matrix Q . If $\text{side} = 'L'$, $m \geq k \geq 0$; if $\text{side} = 'R'$, $n \geq k \geq 0$.
<i>a</i>	(local) REAL for psorm2r DOUBLE PRECISION for pdorm2r COMPLEX for pcunm2r

COMPLEX*16 for pzunm2r.
 Pointer into the local memory to an array,
 DIMENSION(*lld_a*, *LOCc*(*ja+k-1*)).
 On entry, the *j*-th column must contain the vector that
 defines the elementary reflector $H(j)$, $ja \leq j \leq ja+k-1$,
 as returned by `p?geqrf` in the *k* columns of its distributed
 matrix argument $A(ia:*, ja:ja+k-1)$. The argument
 $A(ia:*, ja:ja+k-1)$ is modified by the routine but restored
 on exit.

If *side* = 'L', $lld_a \geq \max(1, LOCr(ia+m-1))$,
 if *side* = 'R', $lld_a \geq \max(1, LOCr(ia+n-1))$.

ia (global) INTEGER.
 The row index in the global array *A* indicating the first row
 of sub(*A*).

ja (global) INTEGER.
 The column index in the global array *A* indicating the first
 column of sub(*A*).

desca (global and local) INTEGER array of DIMENSION (*dlen_*).
 The array descriptor for the distributed matrix *A*.

tau (local)
 REAL for psorm2r
 DOUBLE PRECISION for pdorm2r
 COMPLEX for pcunm2r
 COMPLEX*16 for pzunm2r.
 Array, DIMENSION *LOCc*(*ja+k-1*). This array contains the
 scalar factors *tau*(*j*) of the elementary reflector $H(j)$, as
 returned by `p?geqrf`. This array is tied to the distributed
 matrix *A*.

c (local)
 REAL for psorm2r
 DOUBLE PRECISION for pdorm2r
 COMPLEX for pcunm2r
 COMPLEX*16 for pzunm2r.
 Pointer into the local memory to an array,
 DIMENSION(*lld_c*, *LOCc*(*jc+n-1*)).
 On entry, the local pieces of the distributed matrix sub (*c*).

ic (global) INTEGER.
The row index in the global array *c* indicating the first row of sub(*c*).

jc (global) INTEGER.
The column index in the global array *c* indicating the first column of sub(*c*).

descc (global and local) INTEGER array of DIMENSION (*dlen_*).
The array descriptor for the distributed matrix *c*.

work (local)
REAL for psorm2r
DOUBLE PRECISION for pdorm2r
COMPLEX for pcunm2r
COMPLEX*16 for pzunm2r.
Workspace array, DIMENSION (*lwork*).

lwork (local or global) INTEGER.
The dimension of the array *work*.
lwork is local input and must be at least
if *side* = 'L', $lwork \geq mpc0 + \max(1, nqc0)$,
if *side* = 'R', $lwork \geq nqc0 + \max(\max(1, mpc0),$
 $\text{numroc}(\text{numroc}(n+icoffc, nb_a, 0, 0, npcol),$
 $nb_a, 0, 0, lcmq)),$
where
 $lcmq = lcm/npcol,$
 $lcm = iclm(nprow, npcol),$
 $iroffc = \text{mod}(ic-1, mb_c),$
 $icoffc = \text{mod}(jc-1, nb_c),$
 $icrow = \text{indxg2p}(ic, mb_c, myrow, rsrc_c, nprow),$
 $iccol = \text{indxg2p}(jc, nb_c, mycol, csrc_c, npcol),$
 $Mqc0 = \text{numroc}(m+icoffc, nb_c, mycol, icrow,$
 $nprow),$
 $Npc0 = \text{numroc}(n+iroffc, mb_c, myrow, iccol,$
 $npcol),$
ilcm, *indxg2p* and *numroc* are ScaLAPACK tool functions;
myrow, *mycol*, *nprow*, and *npcol* can be determined by
calling the subroutine *blacs_gridinfo*.

If $lwork = -1$, then $lwork$ is global input and a workspace query is assumed; the routine only calculates the minimum and optimal size for all work arrays. Each of these values is returned in the first entry of the corresponding work array, and no error message is issued by `pxerbla`.

Output Parameters

c	On exit, c is overwritten by $Q * \text{sub}(C)$, or $Q^T * \text{sub}(C) / Q^H * \text{sub}(C)$, or $\text{sub}(C) * Q$, or $\text{sub}(C) * Q^T / \text{sub}(C) * Q^H$
$work$	On exit, $work(1)$ returns the minimal and optimal $lwork$.
$info$	(local) INTEGER. = 0: successful exit < 0: if the i -th argument is an array and the j -entry had an illegal value, then $info = - (i*100+j)$, if the i -th argument is a scalar and had an illegal value, then $info = -i$.



NOTE. The distributed submatrices $A(ia:*, ja:*)$ and $C(ic:ic+m-1, jc:jc+n-1)$ must verify some alignment properties, namely the following expressions should be true:

If $side = 'L'$, $(mb_a.eq.mb_c .AND. iroffa.eq.iroffc .AND. iarow.eq.icrow)$

If $side = 'R'$, $(mb_a.eq.nb_c .AND. iroffa.eq.iroffc)$.

p?orml2/p?unml2

Multiplies a general matrix by the orthogonal/unitary matrix from an LQ factorization determined by p?gelqf (unblocked algorithm).

Syntax

```
call psorml2(side, trans, m, n, k, a, ia, ja, desca, tau, c, ic, jc, descc,
work, lwork, info)
```

```
call pdorml2(side, trans, m, n, k, a, ia, ja, desca, tau, c, ic, jc, descc,
work, lwork, info)
```

```
call pcunml2(side, trans, m, n, k, a, ia, ja, desca, tau, c, ic, jc, descc,
work, lwork, info)
```

```
call pzunml2(side, trans, m, n, k, a, ia, ja, desca, tau, c, ic, jc, descc,
work, lwork, info)
```

Description

The routine `p?orml2/p?unml2` overwrites the general real/complex m -by- n distributed matrix `sub(C)=C(ic:ic+m-1, jc:jc+n-1)` with

$Q \cdot \text{sub}(C)$ if `side = 'L'` and `trans = 'N'`, or

$Q^T \cdot \text{sub}(C) / Q^H \cdot \text{sub}(C)$ if `side = 'L'` and `trans = 'T'` (for real flavors) or `trans = 'C'` (for complex flavors), or

$\text{sub}(C) \cdot Q$ if `side = 'R'` and `trans = 'N'`, or

$\text{sub}(C) \cdot Q^T / \text{sub}(C) \cdot Q^H$ if `side = 'R'` and `trans = 'T'` (for real flavors) or `trans = 'C'` (for complex flavors).

where Q is a real orthogonal or complex unitary distributed matrix defined as the product of k elementary reflectors

$Q = H(k) \cdot \dots \cdot H(2) \cdot H(1)$ (for real flavors)

$Q = (H(k))^H \cdot \dots \cdot (H(2))^H \cdot (H(1))^H$ (for complex flavors)

as returned by `p?gelqf`. Q is of order m if `side = 'L'` and of order n if `side = 'R'`.

Input Parameters

<code>side</code>	(global) CHARACTER. = 'L': apply Q or Q^T for real flavors (Q^H for complex flavors) from the left, = 'R': apply Q or Q^T for real flavors (Q^H for complex flavors) from the right.
<code>trans</code>	(global) CHARACTER. = 'N': apply Q (no transpose) = 'T': apply Q^T (transpose, for real flavors) = 'C': apply Q^H (conjugate transpose, for complex flavors)
<code>m</code>	(global) INTEGER. The number of rows to be operated on, that is, the number of rows of the distributed submatrix <code>sub(C)</code> . $m \geq 0$.

<i>n</i>	<p>(global) INTEGER.</p> <p>The number of columns to be operated on, that is, the number of columns of the distributed submatrix $\text{sub}(c)$. $n \geq 0$.</p>
<i>k</i>	<p>(global) INTEGER.</p> <p>The number of elementary reflectors whose product defines the matrix Q.</p> <p>If <i>side</i> = 'L', $m \geq k \geq 0$; if <i>side</i> = 'R', $n \geq k \geq 0$.</p>
<i>a</i>	<p>(local)</p> <p>REAL for psorml2 DOUBLE PRECISION for pdorml2 COMPLEX for pcunml2 COMPLEX*16 for pzunml2.</p> <p>Pointer into the local memory to an array, DIMENSION (<i>lld_a</i>, <i>LOCc</i>(<i>ja</i>+<i>m</i>-1) if <i>side</i>='L', (<i>lld_a</i>, <i>LOCc</i>(<i>ja</i>+<i>n</i>-1) if <i>side</i>='R', where $\text{lld_a} \geq \max(1, \text{LOCr}(\text{ia}+k-1))$.</p> <p>On entry, the <i>i</i>-th row must contain the vector that defines the elementary reflector $H(i)$, $\text{ia} \leq i \leq \text{ia}+k-1$, as returned by p?gelqf in the <i>k</i> rows of its distributed matrix argument $A(\text{ia}:\text{ia}+k-1, \text{ja}:\text{*})$. The argument $A(\text{ia}:\text{ia}+k-1, \text{ja}:\text{*})$ is modified by the routine but restored on exit.</p>
<i>ia</i>	<p>(global) INTEGER.</p> <p>The row index in the global array <i>A</i> indicating the first row of $\text{sub}(A)$.</p>
<i>ja</i>	<p>(global) INTEGER.</p> <p>The column index in the global array <i>A</i> indicating the first column of $\text{sub}(A)$.</p>
<i>desca</i>	<p>(global and local) INTEGER array of DIMENSION (<i>dlen_</i>).</p> <p>The array descriptor for the distributed matrix <i>A</i>.</p>
<i>tau</i>	<p>(local)</p> <p>REAL for psorml2 DOUBLE PRECISION for pdorml2</p>

	<p>COMPLEX for pcunml2 COMPLEX*16 for pzunml2. Array, DIMENSION $LOCc(ia+k-1)$. This array contains the scalar factors $\tau(i)$ of the elementary reflector $H(i)$, as returned by p?gelqf. This array is tied to the distributed matrix A.</p>
<i>c</i>	<p>(local) REAL for psorml2 DOUBLE PRECISION for pdorml2 COMPLEX for pcunml2 COMPLEX*16 for pzunml2. Pointer into the local memory to an array, DIMENSION (lld_c, $LOCc(jc+n-1)$). On entry, the local pieces of the distributed matrix sub (<i>c</i>).</p>
<i>ic</i>	<p>(global) INTEGER. The row index in the global array <i>c</i> indicating the first row of sub(<i>c</i>).</p>
<i>jc</i>	<p>(global) INTEGER. The column index in the global array <i>c</i> indicating the first column of sub(<i>c</i>).</p>
<i>descc</i>	<p>(global and local) INTEGER array of DIMENSION ($dlen_$). The array descriptor for the distributed matrix <i>c</i>.</p>
<i>work</i>	<p>(local) REAL for psorml2 DOUBLE PRECISION for pdorml2 COMPLEX for pcunml2 COMPLEX*16 for pzunml2. Workspace array, DIMENSION (<i>lwork</i>).</p>
<i>lwork</i>	<p>(local or global) INTEGER. The dimension of the array <i>work</i>. <i>lwork</i> is local input and must be at least if <i>side</i> = 'L', $lwork \geq mqc0 + \max(\max(1, npc0), \text{numroc}(\text{numroc}(m+icoffc, mb_a, 0, 0, nprow), mb_a, 0, 0, lcmp))$, if <i>side</i> = 'R', $lwork \geq npc0 + \max(1, mqc0)$, where</p>

```

lcmp = lcm / nprow,
lcm = iclm(nprow, npc0),
iroffc = mod(ic-1, mb_c),
icoffc = mod(jc-1, nb_c),
icrow = indxg2p(ic, mb_c, myrow, rsrc_c, nprow),
iccol = indxg2p(jc, nb_c, mycol, csrc_c, npc0),
Mpc0 = numroc(m+icoffc, mb_c, mycol, icrow,
nprow),
Nqc0 = numroc(n+iroffc, nb_c, myrow, iccol,
npc0),
ilcm, indxg2p and numroc are ScaLAPACK tool functions;
myrow, mycol, nprow, and npc0 can be determined by
calling the subroutine blacs_gridinfo.

```

If *lwork* = -1, then *lwork* is global input and a workspace query is assumed; the routine only calculates the minimum and optimal size for all work arrays. Each of these values is returned in the first entry of the corresponding work array, and no error message is issued by [pxerbla](#).

Output Parameters

<i>c</i>	On exit, <i>c</i> is overwritten by $Q \cdot \text{sub}(C)$, or $Q^T \cdot \text{sub}(C) / Q^H \cdot \text{sub}(C)$, or $\text{sub}(C) \cdot Q$, or $\text{sub}(C) \cdot Q^T / \text{sub}(C) \cdot Q^H$
<i>work</i>	On exit, <i>work</i> (1) returns the minimal and optimal <i>lwork</i> .
<i>info</i>	(local) INTEGER. = 0: successful exit < 0: if the <i>i</i> -th argument is an array and the <i>j</i> -entry had an illegal value, then <i>info</i> = - (<i>i</i> *100+ <i>j</i>), if the <i>i</i> -th argument is a scalar and had an illegal value, then <i>info</i> = - <i>i</i> .



NOTE. The distributed submatrices $A(\text{ia}:\ast, \text{ja}:\ast)$ and $C(\text{ic}:\text{ic}+m-1, \text{jc}:\text{jc}+n-1)$ must verify some alignment properties, namely the following expressions should be true:

If *side* = 'L', (*nb_a*.eq.*mb_c* .AND. *icoffa*.eq.*iroffc*)

If *side* = 'R', (*nb_a*.eq.*nb_c* .AND. *icoffa*.eq.*icoffc* .AND. *iacol*.eq.*iccol*).

p?ormr2/p?unmr2

Multiplies a general matrix by the orthogonal/unitary matrix from an RQ factorization determined by p?gerqf (unblocked algorithm).

Syntax

```
call psormr2(side, trans, m, n, k, a, ia, ja, desca, tau, c, ic, jc, descc,
work, lwork, info)

call pdormr2(side, trans, m, n, k, a, ia, ja, desca, tau, c, ic, jc, descc,
work, lwork, info)

call pcunmr2(side, trans, m, n, k, a, ia, ja, desca, tau, c, ic, jc, descc,
work, lwork, info)

call pzunmr2(side, trans, m, n, k, a, ia, ja, desca, tau, c, ic, jc, descc,
work, lwork, info)
```

Description

The routine p?ormr2/p?unmr2 overwrites the general real/complex m -by- n distributed matrix sub (C)=C(ic:ic+m-1, jc:jc+n-1) with

$Q \cdot \text{sub}(C)$ if $side = 'L'$ and $trans = 'N'$, or

$Q^T \cdot \text{sub}(C) / Q^H \cdot \text{sub}(C)$ if $side = 'L'$ and $trans = 'T'$ (for real flavors) or $trans = 'C'$ (for complex flavors), or

$\text{sub}(C) \cdot Q$ if $side = 'R'$ and $trans = 'N'$, or

$\text{sub}(C) \cdot Q^T / \text{sub}(C) \cdot Q^H$ if $side = 'R'$ and $trans = 'T'$ (for real flavors) or $trans = 'C'$ (for complex flavors).

where Q is a real orthogonal or complex unitary distributed matrix defined as the product of k elementary reflectors

$Q = H(1) \cdot H(2) \cdot \dots \cdot H(k)$ (for real flavors)

$Q = (H(1))^H \cdot (H(2))^H \cdot \dots \cdot (H(k))^H$ (for complex flavors)

as returned by p?gerqf . Q is of order m if $side = 'L'$ and of order n if $side = 'R'$.

Input Parameters

side (global) CHARACTER.

= 'L': apply Q or Q^T for real flavors (Q^H for complex flavors)
 from the left,
 = 'R': apply Q or Q^T for real flavors (Q^H for complex flavors)
 from the right.

trans (global) CHARACTER.
 = 'N': apply Q (no transpose)
 = 'T': apply Q^T (transpose, for real flavors)
 = 'C': apply Q^H (conjugate transpose, for complex flavors)

m (global) INTEGER.
 The number of rows to be operated on, that is, the number
 of rows of the distributed submatrix $\text{sub}(C)$. $m \geq 0$.

n (global) INTEGER.
 The number of columns to be operated on, that is, the
 number of columns of the distributed submatrix $\text{sub}(C)$. n
 ≥ 0 .

k (global) INTEGER.
 The number of elementary reflectors whose product defines
 the matrix Q .
 If $\text{side} = \text{'L'}$, $m \geq k \geq 0$;
 if $\text{side} = \text{'R'}$, $n \geq k \geq 0$.

a (local)
 REAL for psormr2
 DOUBLE PRECISION for pdormr2
 COMPLEX for pcunmr2
 COMPLEX*16 for pzunmr2.
 Pointer into the local memory to an array, DIMENSION
 (lld_a , $\text{LOCc}(ja+m-1)$ if $\text{side}=\text{'L'}$,
 (lld_a , $\text{LOCc}(ja+n-1)$ if $\text{side}=\text{'R'}$,
 where $\text{lld_a} \geq \max(1, \text{LOCr}(ia+k-1))$.
 On entry, the i -th row must contain the vector that defines
 the elementary reflector $H(i)$, $ia \leq i \leq ia+k-1$, as
 returned by [p?gerqf](#) in the k rows of its distributed matrix
 argument $A(ia:ia+k-1, ja:*)$.
 The argument $A(ia:ia+k-1, ja:*)$ is modified by the
 routine but restored on exit.

<i>ia</i>	(global) INTEGER. The row index in the global array <i>A</i> indicating the first row of sub(<i>A</i>).
<i>ja</i>	(global) INTEGER. The column index in the global array <i>A</i> indicating the first column of sub(<i>A</i>).
<i>desca</i>	(global and local) INTEGER array of DIMENSION (<i>dlen_</i>). The array descriptor for the distributed matrix <i>A</i> .
<i>tau</i>	(local) REAL for psormr2 DOUBLE PRECISION for pdormr2 COMPLEX for pcunmr2 COMPLEX*16 for pzunmr2. Array, DIMENSION <i>LOCc(ia+k-1)</i> . This array contains the scalar factors <i>tau(i)</i> of the elementary reflector $H(i)$, as returned by p?gerqf . This array is tied to the distributed matrix <i>A</i> .
<i>c</i>	(local) REAL for psormr2 DOUBLE PRECISION for pdormr2 COMPLEX for pcunmr2 COMPLEX*16 for pzunmr2. Pointer into the local memory to an array, DIMENSION (<i>lld_c</i> , <i>LOCc(jc+n-1)</i>). On entry, the local pieces of the distributed matrix sub (<i>c</i>).
<i>ic</i>	(global) INTEGER. The row index in the global array <i>c</i> indicating the first row of sub(<i>c</i>).
<i>jc</i>	(global) INTEGER. The column index in the global array <i>c</i> indicating the first column of sub(<i>c</i>).
<i>descc</i>	(global and local) INTEGER array of DIMENSION (<i>dlen_</i>). The array descriptor for the distributed matrix <i>C</i> .
<i>work</i>	(local) REAL for psormr2 DOUBLE PRECISION for pdormr2

COMPLEX for pcunmr2
 COMPLEX*16 for pzunmr2.
 Workspace array, DIMENSION (*lwork*).
lwork (local or global) INTEGER.
 The dimension of the array *work*.
lwork is local input and must be at least
 if *side* = 'L', $lwork \geq mpc0 + \max(\max(1, nqc0),$
 $\text{numroc}(\text{numroc}(m+iroffc, mb_a, 0, 0, nprow),$
 $mb_a, 0, 0, lcm)),$
 if *side* = 'R', $lwork \geq nqc0 + \max(1, mpc0),$
 where $lcmp = lcm/nprow,$
 $lcm = iclm(nprow, npc0),$
 $iroffc = \text{mod}(ic-1, mb_c),$
 $icoffc = \text{mod}(jc-1, nb_c),$
 $icrow = \text{indxg2p}(ic, mb_c, myrow, rsrc_c, nprow),$
 $iccol = \text{indxg2p}(jc, nb_c, mycol, csrc_c, npc0),$
 $Mpc0 = \text{numroc}(m+iroffc, mb_c, myrow, icrow,$
 $nprow),$
 $Nqc0 = \text{numroc}(n+icoffc, nb_c, mycol, iccol,$
 $npc0),$
 $iclm, \text{indxg2p}$ and numroc are ScaLAPACK tool functions;
 $myrow, mycol, nprow,$ and $npc0$ can be determined by
 calling the subroutine `blacs_gridinfo`.
 If *lwork* = -1, then *lwork* is global input and a workspace
 query is assumed; the routine only calculates the minimum
 and optimal size for all work arrays. Each of these values
 is returned in the first entry of the corresponding work array,
 and no error message is issued by `pxerbla`.

Output Parameters

c On exit, *c* is overwritten by $Q^* \text{sub}(C)$, or $Q^T * \text{sub}(C) /$
 $Q^H * \text{sub}(C)$, or $\text{sub}(C) * Q$, or $\text{sub}(C) * Q^T / \text{sub}(C) * Q^H$
work On exit, *work*(1) returns the minimal and optimal *lwork*.
info (local) INTEGER.
 = 0: successful exit

< 0: if the i -th argument is an array and the j -entry had an illegal value,
then $info = - (i*100+j)$,
if the i -th argument is a scalar and had an illegal value,
then $info = -i$.



NOTE. The distributed submatrices $A(ia:*, ja:*)$ and $C(ic:ic+m-1, jc:jc+n-1)$ must verify some alignment properties, namely the following expressions should be true:

If $side = 'L', (nb_a.eq.mb_c .AND. icoffa.eq.iroffc)$

If $side = 'R', (nb_a.eq.nb_c .AND. icoffa.eq.icoffc .AND. iacol.eq.iccol)$.

p?pbtrsv

*Solves a single triangular linear system via
frontsolve or backsolve where the triangular matrix
is a factor of a banded matrix computed by p?pb-
trf.*

Syntax

```
call pspbtrsv(uplo, trans, n, bw, nrhs, a, ja, desca, b, ib, descb, af, laf,  
work, lwork, info)
```

```
call pdpbtrsv(uplo, trans, n, bw, nrhs, a, ja, desca, b, ib, descb, af, laf,  
work, lwork, info)
```

```
call pcpbtrsv(uplo, trans, n, bw, nrhs, a, ja, desca, b, ib, descb, af, laf,  
work, lwork, info)
```

```
call pzpbtrsv(uplo, trans, n, bw, nrhs, a, ja, desca, b, ib, descb, af, laf,  
work, lwork, info)
```

Description

For C interface, this routine is declared in `mk1_scalapack.h` file.

The routine `p?pbtrsv` solves a banded triangular system of linear equations

$$A(1:n, ja:ja+n-1)*X = B(jb:jb+n-1, 1:nrhs)$$

or

$A(1:n, ja:ja+n-1)^T X = B(jb:jb+n-1, 1:nrhs)$ for real flavors,

$A(1:n, ja:ja+n-1)^H X = B(jb:jb+n-1, 1:nrhs)$ for complex flavors,

where $A(1:n, ja:ja+n-1)$ is a banded triangular matrix factor produced by the Cholesky factorization code `p?pbtrf` and is stored in $A(1:n, ja:ja+n-1)$ and *af*. The matrix stored in $A(1:n, ja:ja+n-1)$ is either upper or lower triangular according to *uplo*.

Routine `p?pbtrf` must be called first.

Input Parameters

<i>uplo</i>	(global) CHARACTER. Must be 'U' or 'L'. If <i>uplo</i> = 'U', upper triangle of $A(1:n, ja:ja+n-1)$ is stored; If <i>uplo</i> = 'L', lower triangle of $A(1:n, ja:ja+n-1)$ is stored.
<i>trans</i>	(global) CHARACTER. Must be 'N' or 'T' or 'C'. If <i>trans</i> = 'N', solve with $A(1:n, ja:ja+n-1)$; If <i>trans</i> = 'T' or 'C' for real flavors, solve with $A(1:n, ja:ja+n-1)^T$. If <i>trans</i> = 'C' for complex flavors, solve with conjugate transpose $(A(1:n, ja:ja+n-1))^H$.
<i>n</i>	(global) INTEGER. The number of rows and columns to be operated on, that is, the order of the distributed submatrix $A(1:n, ja:ja+n-1)$. $n \geq 0$.
<i>bw</i>	(global) INTEGER. The number of subdiagonals in 'L' or 'U', $0 \leq bw \leq n-1$.
<i>nrhs</i>	(global) INTEGER. The number of right hand sides; the number of columns of the distributed submatrix $B(jb:jb+n-1, 1:nrhs)$; $nrhs \geq 0$.
<i>a</i>	(local) REAL for pspbtrsv DOUBLE PRECISION for pdpbtrsv COMPLEX for pcpbtrsv

	<p>COMPLEX*16 for pzpbtrsv. Pointer into the local memory to an array with the first DIMENSION $lld_a \geq (bw+1)$, stored in <i>desca</i>. On entry, this array contains the local pieces of the n-by-n symmetric banded distributed Cholesky factor L or $L^T * A(1:n, ja:ja+n-1)$. This local portion is stored in the packed banded format used in LAPACK. See the <i>Application Notes</i> below and the ScaLAPACK manual for more detail on the format of distributed matrices.</p>
<i>ja</i>	<p>(global) INTEGER. The index in the global array <i>A</i> that points to the start of the matrix to be operated on (which may be either all of <i>A</i> or a submatrix of <i>A</i>).</p>
<i>desca</i>	<p>(global and local) INTEGER array, DIMENSION (<i>dlen</i>). The array descriptor for the distributed matrix <i>A</i>. If 1D type (<i>dtype_a</i> = 501), then <i>dlen</i> \geq 7; If 2D type (<i>dtype_a</i> = 1), then <i>dlen</i> \geq 9. Contains information on mapping of <i>A</i> to memory. (See ScaLAPACK manual for full description and options.)</p>
<i>b</i>	<p>(local) REAL for pspbtrsv DOUBLE PRECISION for pdpbtrsv COMPLEX for pcgbtrsv COMPLEX*16 for pzgbtrsv. Pointer into the local memory to an array of local lead DIMENSION $lld_b \geq nb$. On entry, this array contains the local pieces of the right hand sides $B(jb:jb+n-1, 1:nrhs)$.</p>
<i>ib</i>	<p>(global) INTEGER. The row index in the global array <i>B</i> that points to the first row of the matrix to be operated on (which may be either all of <i>B</i> or a submatrix of <i>B</i>).</p>
<i>descb</i>	<p>(global and local) INTEGER array, DIMENSION (<i>dlen</i>). The array descriptor for the distributed matrix <i>B</i>. If 1D type (<i>dtype_b</i> = 502), then <i>dlen</i> \geq 7; If 2D type (<i>dtype_b</i> = 1), then <i>dlen</i> \geq 9.</p>

	Contains information on mapping of B to memory. Please, see ScaLAPACK manual for full description and options.
<i>laf</i>	(local) INTEGER. The size of user-input auxiliary Fillin space <i>af</i> . Must be $laf \geq (nb+2*bw)*bw$. If <i>laf</i> is not large enough, an error code will be returned and the minimum acceptable size will be returned in <i>af</i> (1).
<i>work</i>	(local) REAL for pspbtrsv DOUBLE PRECISION for pdpbtrsv COMPLEX for pcpbtrsv COMPLEX*16 for pzpbttrsv. The array <i>work</i> is a temporary workspace array of DIMENSION <i>lwork</i> . This space may be overwritten in between calls to routines.
<i>lwork</i>	(local or global) INTEGER. The size of the user-input workspace <i>work</i> , must be at least $lwork \geq bw*nrhs$. If <i>lwork</i> is too small, the minimal acceptable size will be returned in <i>work</i> (1) and an error code is returned.

Output Parameters

<i>af</i>	(local) REAL for pspbtrsv DOUBLE PRECISION for pdpbtrsv COMPLEX for pcpbtrsv COMPLEX*16 for pzpbttrsv. The array <i>af</i> is of DIMENSION <i>laf</i> . It contains auxiliary Fillin space. Fillin is created during the factorization routine p?pbtrf and this is stored in <i>af</i> . If a linear system is to be solved using p?pbtrs after the factorization routine, <i>af</i> must not be altered after the factorization.
<i>b</i>	On exit, this array contains the local piece of the solutions distributed matrix X .
<i>work</i> (1)	On exit, <i>work</i> (1) contains the minimum value of <i>lwork</i> .
<i>info</i>	(local) INTEGER. = 0: successful exit

< 0: if the i -th argument is an array and the j -entry had an illegal value,
 then $info = -(i*100+j)$,
 if the i -th argument is a scalar and had an illegal value,
 then $info = -i$.

Application Notes

If the factorization routine and the solve routine are to be called separately to solve various sets of right-hand sides using the same coefficient matrix, the auxiliary space af must not be altered between calls to the factorization routine and the solve routine.

The best algorithm for solving banded and tridiagonal linear systems depends on a variety of parameters, especially the bandwidth. Currently, only algorithms designed for the case $N/P \gg bw$ are implemented. These algorithms go by many names, including Divide and Conquer, Partitioning, domain decomposition-type, etc.

The Divide and Conquer algorithm assumes the matrix is narrowly banded compared with the number of equations. In this situation, it is best to distribute the input matrix A one-dimensionally, with columns atomic and rows divided amongst the processes. The basic algorithm divides the banded matrix up into P pieces with one stored on each processor, and then proceeds in 2 phases for the factorization or 3 for the solution of a linear system.

- 1. Local Phase:** The individual pieces are factored independently and in parallel. These factors are applied to the matrix creating fill-in, which is stored in a non-inspectable way in auxiliary space af . Mathematically, this is equivalent to reordering the matrix A as PAP^T and then factoring the principal leading submatrix of size equal to the sum of the sizes of the matrices factored on each processor. The factors of these submatrices overwrite the corresponding parts of A in memory.
- 2. Reduced System Phase:** A small $(bw*(P-1))$ system is formed representing interaction of the larger blocks and is stored (as are its factors) in the space af . A parallel Block Cyclic Reduction algorithm is used. For a linear system, a parallel front solve followed by an analogous backsolve, both using the structure of the factored matrix, are performed.
- 3. Back Substitution Phase:** For a linear system, a local backsubstitution is performed on each processor in parallel.

p?pttrsv

*Solves a single triangular linear system via
frontsolve or backsolve where the triangular matrix
is a factor of a tridiagonal matrix computed by
p?pttrf.*

Syntax

```
call pspttrsv(uplo, n, nrhs, d, e, ja, desca, b, ib, descb, af, laf, work,
lwork, info)

call pdpttrsv(uplo, n, nrhs, d, e, ja, desca, b, ib, descb, af, laf, work,
lwork, info)

call pcpttrsv(uplo, trans, n, nrhs, d, e, ja, desca, b, ib, descb, af, laf,
work, lwork, info)

call pzpttrsv(uplo, trans, n, nrhs, d, e, ja, desca, b, ib, descb, af, laf,
work, lwork, info)
```

Description

For C interface, this routine is declared in `mkl_scalapack.h` file.

The routine solves a tridiagonal triangular system of linear equations

$$A(1:n, ja:ja+n-1) * X = B(jb:jb+n-1, 1:nrhs)$$

or

$$A(1:n, ja:ja+n-1)^T * X = B(jb:jb+n-1, 1:nrhs) \text{ for real flavors,}$$

$$A(1:n, ja:ja+n-1)^H * X = B(jb:jb+n-1, 1:nrhs) \text{ for complex flavors,}$$

where $A(1:n, ja:ja+n-1)$ is a tridiagonal triangular matrix factor produced by the Cholesky factorization code `p?pttrf` and is stored in $A(1:n, ja:ja+n-1)$ and `af`. The matrix stored in $A(1:n, ja:ja+n-1)$ is either upper or lower triangular according to `uplo`.

Routine `p?pttrf` must be called first.

Input Parameters

`uplo` (global) CHARACTER. Must be 'U' or 'L'.
If `uplo` = 'U', upper triangle of $A(1:n, ja:ja+n-1)$ is stored;

	<p>If <code>uplo = 'L'</code>, lower triangle of $A(1:n, ja:ja+n-1)$ is stored.</p>
<code>trans</code>	<p>(global) CHARACTER. Must be 'N' or 'C'. If <code>trans = 'N'</code>, solve with $A(1:n, ja:ja+n-1)$; If <code>trans = 'C'</code> (for complex flavors), solve with conjugate transpose $(A(1:n, ja:ja+n-1))^H$.</p>
<code>n</code>	<p>(global) INTEGER. The number of rows and columns to be operated on, that is, the order of the distributed submatrix $A(1:n, ja:ja+n-1)$. $n \geq 0$.</p>
<code>nrhs</code>	<p>(global) INTEGER. The number of right hand sides; the number of columns of the distributed submatrix $B(jb:jb+n-1, 1:nrhs)$; $nrhs \geq 0$.</p>
<code>d</code>	<p>(local) REAL for pspttrsv DOUBLE PRECISION for pdpttrsv COMPLEX for pcpttrsv COMPLEX*16 for pzpttrsv. Pointer to the local part of the global vector storing the main diagonal of the matrix; must be of size $\geq desca(nb_)$.</p>
<code>e</code>	<p>(local) REAL for pspttrsv DOUBLE PRECISION for pdpttrsv COMPLEX for pcpttrsv COMPLEX*16 for pzpttrsv. Pointer to the local part of the global vector storing the upper diagonal of the matrix; must be of size $\geq desca(nb_)$. Globally, $du(n)$ is not referenced, and du must be aligned with d.</p>
<code>ja</code>	<p>(global) INTEGER. The index in the global array A that points to the start of the matrix to be operated on (which may be either all of A or a submatrix of A).</p>
<code>desca</code>	<p>(global and local) INTEGER array, DIMENSION ($dlen_$). The array descriptor for the distributed matrix A.</p>

	<p>If 1D type (<i>dtype_a</i> = 501 or 502), then <i>dlen</i> ≥ 7;</p> <p>If 2D type (<i>dtype_a</i> = 1), then <i>dlen</i> ≥ 9.</p> <p>Contains information on mapping of <i>A</i> to memory. See ScaLAPACK manual for full description and options.</p>
<i>b</i>	<p>(local)</p> <p>REAL for pspttrsv DOUBLE PRECISION for pdpttrsv COMPLEX for pcpttrsv COMPLEX*16 for pzpttrsv.</p> <p>Pointer into the local memory to an array of local lead</p> <p>DIMENSION <i>lld_b</i> ≥ <i>nb</i>.</p> <p>On entry, this array contains the local pieces of the right hand sides <i>B</i>(<i>jb:jb+n-1</i>, 1:<i>nrhs</i>).</p>
<i>ib</i>	<p>(global) INTEGER. The row index in the global array <i>B</i> that points to the first row of the matrix to be operated on (which may be either all of <i>B</i> or a submatrix of <i>B</i>).</p>
<i>descb</i>	<p>(global and local) INTEGER array, DIMENSION (<i>dlen_</i>). The array descriptor for the distributed matrix <i>B</i>.</p> <p>If 1D type (<i>dtype_b</i> = 502), then <i>dlen</i> ≥ 7;</p> <p>If 2D type (<i>dtype_b</i> = 1), then <i>dlen</i> ≥ 9.</p> <p>Contains information on mapping of <i>B</i> to memory. See ScaLAPACK manual for full description and options.</p>
<i>laf</i>	<p>(local)</p> <p>INTEGER. The size of user-input auxiliary Fillin space <i>af</i>.</p> <p>Must be <i>laf</i> ≥ (<i>nb</i>+2*<i>bw</i>)*<i>bw</i>.</p> <p>If <i>laf</i> is not large enough, an error code will be returned and the minimum acceptable size will be returned in <i>af</i>(1).</p>
<i>work</i>	<p>(local)</p> <p>REAL for pspttrsv DOUBLE PRECISION for pdpttrsv COMPLEX for pcpttrsv COMPLEX*16 for pzpttrsv.</p> <p>The array <i>work</i> is a temporary workspace array of DIMENSION <i>lwork</i>. This space may be overwritten in between calls to routines.</p>

lwork (local or global) INTEGER. The size of the user-input workspace *work*, must be at least $lwork \geq (10+2*\min(100, nrhs)) * npcol + 4*nrhs$. If *lwork* is too small, the minimal acceptable size will be returned in *work*(1) and an error code is returned.

Output Parameters

d, e (local).
 REAL for pspttrsv
 DOUBLE PRECISION for pdpttrsv
 COMPLEX for pcpttrsv
 COMPLEX*16 for pzpttrsv.
 On exit, these arrays contain information on the factors of the matrix.

af (local)
 REAL for pspttrsv
 DOUBLE PRECISION for pdpttrsv
 COMPLEX for pcpttrsv
 COMPLEX*16 for pzpttrsv.
 The array *af* is of DIMENSION *laf*. It contains auxiliary Fillin space. Fillin is created during the factorization routine [p?pbtrf](#) and this is stored in *af*. If a linear system is to be solved using [p?pttrs](#) after the factorization routine, *af* must not be altered after the factorization.

b On exit, this array contains the local piece of the solutions distributed matrix *x*.

work(1) On exit, *work*(1) contains the minimum value of *lwork*.

info (local) INTEGER.
 = 0: successful exit
 < 0: if the *i*-th argument is an array and the *j*-entry had an illegal value,
 then $info = -(i*100+j)$,
 if the *i*-th argument is a scalar and had an illegal value,
 then $info = -i$.

p?potf2

Computes the Cholesky factorization of a symmetric/Hermitian positive definite matrix (local unblocked algorithm).

Syntax

```
call pspotf2(uplo, n, a, ia, ja, desca, info)
call pdpotf2(uplo, n, a, ia, ja, desca, info)
call pcpotf2(uplo, n, a, ia, ja, desca, info)
call pzpotf2(uplo, n, a, ia, ja, desca, info)
```

Description

For C interface, this routine is declared in `mk1_scalapack.h` file.

The routine computes the Cholesky factorization of a real symmetric or complex Hermitian positive definite distributed matrix $\text{sub}(A) = A(ia:ia+n-1, ja:ja+n-1)$.

The factorization has the form

$\text{sub}(A) = U' * U$, if $\text{uplo} = 'U'$, or $\text{sub}(A) = L * L'$, if $\text{uplo} = 'L'$,

where U is an upper triangular matrix, L is lower triangular. X' denotes transpose (conjugate transpose) of X .

Input Parameters

<i>uplo</i>	(global) CHARACTER. Specifies whether the upper or lower triangular part of the symmetric/Hermitian matrix A is stored. = 'U': upper triangle of $\text{sub}(A)$ is stored; = 'L': lower triangle of $\text{sub}(A)$ is stored.
<i>n</i>	(global) INTEGER. The number of rows and columns to be operated on, that is, the order of the distributed submatrix $\text{sub}(A)$. $n \geq 0$.
<i>a</i>	(local) REAL for pspotf2 DOUBLE PRECISION or pdpotf2 COMPLEX for pcpotf2

COMPLEX*16 for pzpotf2.

Pointer into the local memory to an array of
`DIMENSION(11d_a, LOcc(ja+n-1))` containing the local
pieces of the n -by- n symmetric distributed matrix `sub(A)` to
be factored.

If `uplo = 'U'`, the leading n -by- n upper triangular part of
`sub(A)` contains the upper triangular matrix and the strictly
lower triangular part of this matrix is not referenced.

If `uplo = 'L'`, the leading n -by- n lower triangular part of
`sub(A)` contains the lower triangular matrix and the strictly
upper triangular part of `sub(A)` is not referenced.

ia, ja

(global) INTEGER.

The row and column indices in the global array `A` indicating
the first row and the first column of the `sub(A)`, respectively.

desca

(global and local) INTEGER array, `DIMENSION(dlen_)`. The
array descriptor for the distributed matrix `A`.

Output Parameters

a

(local)

On exit,

if `uplo = 'U'`, the upper triangular part of the distributed
matrix contains the Cholesky factor `U`;

if `uplo = 'L'`, the lower triangular part of the distributed
matrix contains the Cholesky factor `L`.

info

(local) INTEGER.

= 0: successful exit

< 0: if the i -th argument is an array and the j -entry had
an illegal value,

then `info = -(i*100+j)`,

if the i -th argument is a scalar and had an illegal value,
then `info = -i`.

> 0: if `info = k`, the leading minor of order k is not
positive definite, and the factorization could not be
completed.

p?rscl

Multiplies a vector by the reciprocal of a real scalar.

Syntax

```
call psrscl(n, sa, sx, ix, jx, descx, incx)
call pdrscl(n, sa, sx, ix, jx, descx, incx)
call pcsrscl(n, sa, sx, ix, jx, descx, incx)
call pzdrscl(n, sa, sx, ix, jx, descx, incx)
```

Description

For C interface, this routine is declared in `mkl_scalapack.h` file.

The routine multiplies an n -element real/complex vector `sub(x)` by the real scalar $1/a$. This is done without overflow or underflow as long as the final result `sub(x)/a` does not overflow or underflow.

`sub(x)` denotes `x(ix:ix+n-1, jx:jx)`, if `incx = 1`,
and `x(ix:ix, jx:jx+n-1)`, if `incx = m_x`.

Input Parameters

n	(global) INTEGER. The number of components of the distributed vector <code>sub(x)</code> . $n \geq 0$.
sa	REAL for <code>psrscl</code> / <code>pcsrscl</code> DOUBLE PRECISION for <code>pdrscl</code> / <code>pzdrscl</code> . The scalar a that is used to divide each component of the vector x . This parameter must be ≥ 0 .
sx	REAL for <code>psrscl</code> DOUBLE PRECISION for <code>pdrscl</code> COMPLEX for <code>pcsrscl</code> COMPLEX*16 for <code>pzdrscl</code> . Array containing the local pieces of a distributed matrix of DIMENSION of at least $((jx-1)*m_x + ix + (n-1)*abs(incx))$. This array contains the entries of the distributed vector <code>sub(x)</code> .

<i>ix</i>	(global) INTEGER. The row index of the submatrix of the distributed matrix <i>x</i> to operate on.
<i>jx</i>	(global) INTEGER. The column index of the submatrix of the distributed matrix <i>x</i> to operate on.
<i>descx</i>	(global and local). INTEGER. Array of DIMENSION 8. The array descriptor for the distributed matrix <i>x</i> .
<i>incx</i>	(global) INTEGER. The increment for the elements of <i>x</i> . This version supports only two values of <i>incx</i> , namely 1 and <i>m_x</i> .

Output Parameters

<i>sx</i>	On exit, the result x/a .
-----------	-----------------------------

p?sygs2/p?hegs2

Reduces a symmetric/Hermitian definite generalized eigenproblem to standard form, using the factorization results obtained from p?potrf (local unblocked algorithm).

Syntax

```
call pssygs2(ibtype, uplo, n, a, ia, ja, desca, b, ib, jb, descb, info)
call pdsygs2(ibtype, uplo, n, a, ia, ja, desca, b, ib, jb, descb, info)
call pchegs2(ibtype, uplo, n, a, ia, ja, desca, b, ib, jb, descb, info)
call pzhegs2(ibtype, uplo, n, a, ia, ja, desca, b, ib, jb, descb, info)
```

Description

The routine p?sygs2/p?hegs2 reduces a real symmetric-definite or a complex Hermitian-definite generalized eigenproblem to standard form.

Here $\text{sub}(A)$ denotes $A(ia:ia+n-1, ja:ja+n-1)$, and $\text{sub}(B)$ denotes $B(ib:ib+n-1, jb:jb+n-1)$.

If $ibtype = 1$, the problem is

$$\text{sub}(A) * x = \lambda * \text{sub}(B) * x$$

and $\text{sub}(A)$ is overwritten by

$$\text{inv}(U^T) * \text{sub}(A) * \text{inv}(U) \text{ or } \text{inv}(L) * \text{sub}(A) * \text{inv}(L^T) \text{ - for real flavors, and}$$

$$\text{inv}(U^H) * \text{sub}(A) * \text{inv}(U) \text{ or } \text{inv}(L) * \text{sub}(A) * \text{inv}(L^H) \text{ - for complex flavors.}$$

If $ibtype = 2$ or 3 , the problem is

$$\text{sub}(A) * \text{sub}(B) x = \lambda * x \text{ or } \text{sub}(B) * \text{sub}(A) x = \lambda * x$$

and $\text{sub}(A)$ is overwritten by

$$U * \text{sub}(A) * U^T \text{ or } L * L^T * \text{sub}(A) * L \text{ - for real flavors and}$$

$$U * \text{sub}(A) * U^H \text{ or } L * L^H * \text{sub}(A) * L \text{ - for complex flavors.}$$

The matrix $\text{sub}(B)$ must have been previously factorized as $U^T * U$ or $L * L^T$ (for real flavors), or as $U^H * U$ or $L * L^H$ (for complex flavors) by [p?potrf](#).

Input Parameters

ibtype (global) INTEGER.
 = 1:
 compute $\text{inv}(U^T) * \text{sub}(A) * \text{inv}(U)$, or
 $\text{inv}(L) * \text{sub}(A) * \text{inv}(L^T)$ for real subroutines,
 and $\text{inv}(U^H) * \text{sub}(A) * \text{inv}(U)$, or $\text{inv}(L) * \text{sub}(A) * \text{inv}(L^H)$
 for complex subroutines;
 = 2 or 3:
 compute $U * \text{sub}(A) * U^T$, or $L^T * \text{sub}(A) * L$ for real subroutines,
 and $U * \text{sub}(A) * U^H$ or $L^H * \text{sub}(A) * L$ for complex subroutines.

uplo (global) CHARACTER
 Specifies whether the upper or lower triangular part of the
 symmetric/Hermitian matrix $\text{sub}(A)$ is stored, and how
 $\text{sub}(B)$ is factorized.
 = 'U': Upper triangular of $\text{sub}(A)$ is stored and $\text{sub}(B)$ is
 factorized as $U^T * U$ (for real subroutines) or as $U^H * U$ (for
 complex subroutines).
 = 'L': Lower triangular of $\text{sub}(A)$ is stored and $\text{sub}(B)$ is
 factorized as $L * L^T$ (for real subroutines) or as $L * L^H$ (for
 complex subroutines)

<i>n</i>	<p>(global) INTEGER.</p> <p>The order of the matrices $\text{sub}(A)$ and $\text{sub}(B)$. $n \geq 0$.</p>
<i>a</i>	<p>(local)</p> <p>REAL for pssygs2 DOUBLE PRECISION for pdsygs2 COMPLEX for pcheys2 COMPLEX*16 for pzheys2.</p> <p>Pointer into the local memory to an array, <code>DIMENSION(lld_a, LOcc(ja+n-1))</code>.</p> <p>On entry, this array contains the local pieces of the n-by-n symmetric/Hermitian distributed matrix $\text{sub}(A)$. If <i>uplo</i> = 'U', the leading n-by-n upper triangular part of $\text{sub}(A)$ contains the upper triangular part of the matrix, and the strictly lower triangular part of $\text{sub}(A)$ is not referenced. If <i>uplo</i> = 'L', the leading n-by-n lower triangular part of $\text{sub}(A)$ contains the lower triangular part of the matrix, and the strictly upper triangular part of $\text{sub}(A)$ is not referenced.</p>
<i>ia, ja</i>	<p>(global) INTEGER.</p> <p>The row and column indices in the global array <i>A</i> indicating the first row and the first column of the $\text{sub}(A)$, respectively.</p>
<i>desca</i>	<p>(global and local) INTEGER array, <code>DIMENSION(dlen_)</code>. The array descriptor for the distributed matrix <i>A</i>.</p>
<i>B</i>	<p>(local)</p> <p>REAL for pssygs2 DOUBLE PRECISION for pdsygs2 COMPLEX for pcheys2 COMPLEX*16 for pzheys2.</p> <p>Pointer into the local memory to an array, <code>DIMENSION(lld_b, LOcc(jb+n-1))</code>.</p> <p>On entry, this array contains the local pieces of the triangular factor from the Cholesky factorization of $\text{sub}(B)$ as returned by <code>p?potrf</code>.</p>
<i>ib, jb</i>	<p>(global) INTEGER.</p> <p>The row and column indices in the global array <i>B</i> indicating the first row and the first column of the $\text{sub}(B)$, respectively.</p>

descb (global and local) INTEGER array, DIMENSION (*dlen_*). The array descriptor for the distributed matrix *B*.

Output Parameters

a (local)
On exit, if *info* = 0, the transformed matrix is stored in the same format as sub(*A*).

info INTEGER.
= 0: successful exit.
< 0: if the *i*-th argument is an array and the *j*-entry had an illegal value,
then *info* = - (*i**100),
if the *i*-th argument is a scalar and had an illegal value,
then *info* = -*i*.

p?sytd2/p?hetd2

Reduces a symmetric/Hermitian matrix to real symmetric tridiagonal form by an orthogonal/unitary similarity transformation (local unblocked algorithm).

Syntax

```
call pssytd2(uplo, n, a, ia, ja, desca, d, e, tau, work, lwork, info)
call pdsytd2(uplo, n, a, ia, ja, desca, d, e, tau, work, lwork, info)
call pchetd2(uplo, n, a, ia, ja, desca, d, e, tau, work, lwork, info)
call pzhetd2(uplo, n, a, ia, ja, desca, d, e, tau, work, lwork, info)
```

Description

The routine p?sytd2/p?hetd2 reduces a real symmetric/complex Hermitian matrix sub(*A*) to symmetric/Hermitian tridiagonal form *T* by an orthogonal/unitary similarity transformation:

$Q' * \text{sub}(A) * Q = T$, where $\text{sub}(A) = A(ia:ia+n-1, ja:ja+n-1)$.

Input Parameters

uplo (global) CHARACTER.

	Specifies whether the upper or lower triangular part of the symmetric/Hermitian matrix $\text{sub}(A)$ is stored: = 'U': upper triangular = 'L': lower triangular
<i>n</i>	(global) INTEGER. The number of rows and columns to be operated on, that is, the order of the distributed submatrix $\text{sub}(A)$. $n \geq 0$.
<i>a</i>	(local) REAL for pssytd2 DOUBLE PRECISION for pdsytd2 COMPLEX for pchetd2 COMPLEX*16 for pzhetd2. Pointer into the local memory to an array, DIMENSION(<i>lld_a</i> , <i>LOCc(ja+n-1)</i>). On entry, this array contains the local pieces of the n -by- n symmetric/Hermitian distributed matrix $\text{sub}(A)$. If <i>uplo</i> = 'U', the leading n -by- n upper triangular part of $\text{sub}(A)$ contains the upper triangular part of the matrix, and the strictly lower triangular part of $\text{sub}(A)$ is not referenced. If <i>uplo</i> = 'L', the leading n -by- n lower triangular part of $\text{sub}(A)$ contains the lower triangular part of the matrix, and the strictly upper triangular part of $\text{sub}(A)$ is not referenced.
<i>ia, ja</i>	(global) INTEGER. The row and column indices in the global array <i>A</i> indicating the first row and the first column of the $\text{sub}(A)$, respectively.
<i>desca</i>	(global and local) INTEGER array, DIMENSION(<i>dlen_</i>). The array descriptor for the distributed matrix <i>A</i> .
<i>work</i>	(local) REAL for pssytd2 DOUBLE PRECISION for pdsytd2 COMPLEX for pchetd2 COMPLEX*16 for pzhetd2. The array <i>work</i> is a temporary workspace array of DIMENSION <i>lwork</i> .

Output Parameters

<i>a</i>	<p>On exit, if <i>uplo</i> = 'U', the diagonal and first superdiagonal of sub(<i>A</i>) are overwritten by the corresponding elements of the tridiagonal matrix <i>T</i>, and the elements above the first superdiagonal, with the array <i>tau</i>, represent the orthogonal/unitary matrix <i>Q</i> as a product of elementary reflectors;</p> <p>if <i>uplo</i> = 'L', the diagonal and first subdiagonal of <i>A</i> are overwritten by the corresponding elements of the tridiagonal matrix <i>T</i>, and the elements below the first subdiagonal, with the array <i>tau</i>, represent the orthogonal/unitary matrix <i>Q</i> as a product of elementary reflectors. See the <i>Application Notes</i> below.</p>
<i>d</i>	<p>(local)</p> <p>REAL for pssytd2/pchetd2 DOUBLE PRECISION for pdsytd2/pzheta2.</p> <p>Array, DIMENSION(<i>LOCc</i>(<i>ja</i>+<i>n</i>-1)). The diagonal elements of the tridiagonal matrix <i>T</i>:</p> <p><i>d</i>(<i>i</i>) = <i>a</i>(<i>i</i>,<i>i</i>); <i>d</i> is tied to the distributed matrix <i>A</i>.</p>
<i>e</i>	<p>(local)</p> <p>REAL for pssytd2/pchetd2 DOUBLE PRECISION for pdsytd2/pzheta2.</p> <p>Array, DIMENSION(<i>LOCc</i>(<i>ja</i>+<i>n</i>-1)), if <i>uplo</i> = 'U', <i>LOCc</i>(<i>ja</i>+<i>n</i>-2) otherwise.</p> <p>The off-diagonal elements of the tridiagonal matrix <i>T</i>:</p> <p><i>e</i>(<i>i</i>) = <i>a</i>(<i>i</i>,<i>i</i>+1) if <i>uplo</i> = 'U', <i>e</i>(<i>i</i>) = <i>a</i>(<i>i</i>+1,<i>i</i>) if <i>uplo</i> = 'L'. <i>e</i> is tied to the distributed matrix <i>A</i>.</p>
<i>tau</i>	<p>(local)</p> <p>REAL for pssytd2 DOUBLE PRECISION for pdsytd2 COMPLEX for pchetd2 COMPLEX*16 for pzheta2.</p> <p>Array, DIMENSION(<i>LOCc</i>(<i>ja</i>+<i>n</i>-1)). The scalar factors of the elementary reflectors. <i>tau</i> is tied to the distributed matrix <i>A</i>.</p>

<code>work(1)</code>	On exit, <code>work(1)</code> returns the minimal and optimal value of <code>lwork</code> .
<code>lwork</code>	(local or global) INTEGER. The dimension of the workspace array <code>work</code> . <code>lwork</code> is local input and must be at least $lwork \geq 3n$. If <code>lwork = -1</code> , then <code>lwork</code> is global input and a workspace query is assumed; the routine only calculates the minimum and optimal size for all work arrays. Each of these values is returned in the first entry of the corresponding work array, and no error message is issued by <code>pxerbla</code> .
<code>info</code>	(local) INTEGER. = 0: successful exit < 0: if the <i>i</i> -th argument is an array and the <i>j</i> -entry had an illegal value, then <code>info = -(i*100)</code> , if the <i>i</i> -th argument is a scalar and had an illegal value, then <code>info = -i</code> .

Application Notes

If `uplo = 'U'`, the matrix Q is represented as a product of elementary reflectors

$$Q = H(n-1) * \dots * H(2) * H(1)$$

Each $H(i)$ has the form

$$H(i) = I - \tau v v^T,$$

where τ is a real/complex scalar, and v is a real/complex vector with $v(i+1:n) = 0$ and $v(i) = 1$; $v(1:i-1)$ is stored on exit in $A(ia:ia+i-2, ja+i)$, and τ in $TAU(ja+i-1)$.

If `uplo = 'L'`, the matrix Q is represented as a product of elementary reflectors

$$Q = H(1) * H(2) * \dots * H(n-1).$$

Each $H(i)$ has the form

$$H(i) = I - \tau v v^T,$$

where τ is a real/complex scalar, and v is a real/complex vector with $v(1:i) = 0$ and $v(i+1) = 1$; $v(i+2:n)$ is stored on exit in $A(ia+i+1:ia+n-1, ja+i-1)$, and τ in $TAU(ja+i-1)$.

The contents of sub (A) on exit are illustrated by the following examples with $n = 5$:

$$\begin{array}{cc}
 \text{if } \text{uplo} = 'U': & \text{if } \text{uplo} = 'L': \\
 \begin{bmatrix} d & e & v_2 & v_3 & v_4 \\ & d & e & v_3 & v_4 \\ & & d & e & v_4 \\ & & & d & e \\ & & & & d \end{bmatrix} & \begin{bmatrix} d & & & & \\ e & d & & & \\ v_1 & e & d & & \\ v_1 & v_2 & e & d & \\ v_1 & v_2 & v_3 & e & d \end{bmatrix}
 \end{array}$$

where d and e denotes diagonal and off-diagonal elements of T , and v_i denotes an element of the vector defining $H(i)$.



NOTE. The distributed submatrix $\text{sub}(A)$ must verify some alignment properties, namely the following expression should be true:

(mb_a.eq.nb_a .AND. irowfa.eq.icoffa) with $\text{irowfa} = \text{mod}(\text{ia} - 1, \text{mb_a})$
and $\text{icoffa} = \text{mod}(\text{ja} - 1, \text{nb_a})$.

p?trti2

Computes the inverse of a triangular matrix (local unblocked algorithm).

Syntax

```
call pstrti2(uplo, diag, n, a, ia, ja, desca, info)
call pdtrti2(uplo, diag, n, a, ia, ja, desca, info)
call pctrti2(uplo, diag, n, a, ia, ja, desca, info)
call pztrti2(uplo, diag, n, a, ia, ja, desca, info)
```

Description

For C interface, this routine is declared in `mk1_scalapack.h` file.

The routine computes the inverse of a real/complex upper or lower triangular block matrix $\text{sub}(A) = A(\text{ia}:\text{ia}+\text{n}-1, \text{ja}:\text{ja}+\text{n}-1)$.

This matrix should be contained in one and only one process memory space (local operation).

Input Parameters

<i>uplo</i>	<p>(global) CHARACTER*1. Specifies whether the matrix sub (<i>A</i>) is upper or lower triangular. = 'U': sub (<i>A</i>) is upper triangular = 'L': sub (<i>A</i>) is lower triangular.</p>
<i>diag</i>	<p>(global) CHARACTER*1. Specifies whether or not the matrix <i>A</i> is unit triangular. = 'N': sub (<i>A</i>) is non-unit triangular = 'U': sub (<i>A</i>) is unit triangular.</p>
<i>n</i>	<p>(global) INTEGER. The number of rows and columns to be operated on, i.e., the order of the distributed submatrix sub (<i>A</i>). $n \geq 0$.</p>
<i>a</i>	<p>(local) REAL for pstrti2 DOUBLE PRECISION for pdtrti2 COMPLEX for pctrti2 COMPLEX*16 for pztrti2. Pointer into the local memory to an array, DIMENSION (<i>lld_a</i>, <i>LOC(ja+n-1)</i>). On entry, this array contains the local pieces of the triangular matrix sub(<i>A</i>). If <i>uplo</i> = 'U', the leading <i>n</i>-by-<i>n</i> upper triangular part of the matrix sub(<i>A</i>) contains the upper triangular part of the matrix, and the strictly lower triangular part of sub(<i>A</i>) is not referenced. If <i>uplo</i> = 'L', the leading <i>n</i>-by-<i>n</i> lower triangular part of the matrix sub(<i>A</i>) contains the lower triangular part of the matrix, and the strictly upper triangular part of sub(<i>A</i>) is not referenced. If <i>diag</i> = 'U', the diagonal elements of sub(<i>A</i>) are not referenced either and are assumed to be 1.</p>
<i>ia, ja</i>	<p>(global) INTEGER. The row and column indices in the global array <i>A</i> indicating the first row and the first column of the sub(<i>A</i>), respectively.</p>
<i>desca</i>	<p>(global and local) INTEGER array, DIMENSION (<i>dlen_</i>). The array descriptor for the distributed matrix <i>A</i>.</p>

Output Parameters

<i>a</i>	On exit, the (triangular) inverse of the original matrix, in the same storage format.
<i>info</i>	INTEGER. = 0: successful exit < 0: if the <i>i</i> -th argument is an array and the <i>j</i> -entry had an illegal value, then <i>info</i> = - (<i>i</i> *100), if the <i>i</i> -th argument is a scalar and had an illegal value, then <i>info</i> = - <i>i</i> .

?lamsh

Sends multiple shifts through a small (single node) matrix to maximize the number of bulges that can be sent through.

Syntax

```
call slamsh(s, lds, nbulge, jblk, h, ldh, n, ulp)
call dlamsh(s, lds, nbulge, jblk, h, ldh, n, ulp)
```

Description

For C interface, this routine is declared in `mk1_scalapack.h` file.

The routine sends multiple shifts through a small (single node) matrix to see how small consecutive subdiagonal elements are modified by subsequent shifts in an effort to maximize the number of bulges that can be sent through. The subroutine should only be called when there are multiple shifts/bulges (*nbulge* > 1) and the first shift is starting in the middle of an unreduced Hessenberg matrix because of two or more small consecutive subdiagonal elements.

Input Parameters

<i>s</i>	(local) INTEGER. REAL for slamsh DOUBLE PRECISION for dlamsh Array, DIMENSION (<i>lds</i> ,*).
----------	--

	On entry, the matrix of shifts. Only the 2x2 diagonal of s is referenced. It is assumed that s has $jblk$ double shifts (size 2).
lds	(local) INTEGER. On entry, the leading dimension of s ; unchanged on exit. $1 < nbulge \leq jblk \leq lds/2$.
$nbulge$	(local) INTEGER. On entry, the number of bulges to send through h (>1). $nbulge$ should be less than the maximum determined ($jblk$). $1 < nbulge \leq jblk \leq lds/2$.
$jblk$	(local) INTEGER. On entry, the leading dimension of s ; unchanged on exit.
h	(local) INTEGER. REAL for slamsh DOUBLE PRECISION for dlamsh Array, DIMENSION (lds, n). On entry, the local matrix to apply the shifts on. h should be aligned so that the starting row is 2.
ldh	(local) INTEGER. On entry, the leading dimension of H ; unchanged on exit.
n	(local) INTEGER. On entry, the size of H . If all the bulges are expected to go through, n should be at least $4nbulge+2$. Otherwise, $nbulge$ may be reduced by this routine.
ulp	(local) REAL for slamsh DOUBLE PRECISION for dlamsh On entry, machine precision. Unchanged on exit.

Output Parameters

s	On exit, the data is rearranged in the best order for applying.
$nbulge$	On exit, the maximum number of bulges that can be sent through.
h	On exit, the data is destroyed.

?laref

Applies Householder reflectors to matrices on either their rows or columns.

Syntax

```
call slaref(type, a, lda, wantz, z, ldz, block, irow1, icoll, istart, istop,
           itmp1, itmp2, lilo, lihiz, vecs, v2, v3, t1, t2, t3)
```

```
call dlaref(type, a, lda, wantz, z, ldz, block, irow1, icoll, istart, istop,
           itmp1, itmp2, lilo, lihiz, vecs, v2, v3, t1, t2, t3)
```

Description

For C interface, this routine is declared in `mk1_scalapack.h` file.

The routine applies one or several Householder reflectors of size 3 to one or two matrices (if column is specified) on either their rows or columns.

Input Parameters

<code>type</code>	(global) CHARACTER*1. If <code>type = 'R'</code> , apply reflectors to the rows of the matrix (apply from left). Otherwise, apply reflectors to the columns of the matrix. Unchanged on exit.
<code>a</code>	(global) REAL for <code>slaref</code> DOUBLE PRECISION for <code>dlaref</code> Array, DIMENSION (<code>lda</code> , *). On entry, the matrix to receive the reflections.
<code>lda</code>	(local) INTEGER. On entry, the leading dimension of <code>a</code> ; unchanged on exit.
<code>wantz</code>	(global) LOGICAL. If <code>wantz = .TRUE.</code> , apply any column reflections to <code>z</code> as well. If <code>wantz = .FALSE.</code> , do no additional work on <code>z</code> .
<code>z</code>	(global) REAL for <code>slaref</code> DOUBLE PRECISION for <code>dlaref</code> Array, DIMENSION (<code>ldz</code> , *). On entry, the second matrix to receive column reflections.
<code>ldz</code>	(local) INTEGER.

	On entry, the leading dimension of Z ; unchanged on exit.
<i>block</i>	(global). LOGICAL. = .TRUE. : apply several reflectors at once and read their data from the <i>vecs</i> array; = .FALSE. : apply the single reflector given by <i>v2</i> , <i>v3</i> , <i>t1</i> , <i>t2</i> , and <i>t3</i> .
<i>irow1</i>	(local) INTEGER. On entry, the local row element of the matrix A.
<i>icoll</i>	(local) INTEGER. On entry, the local column element of the matrix A.
<i>istart</i>	(global) INTEGER. Specifies the "number" of the first reflector. <i>istart</i> is used as an index into <i>vecs</i> if <i>block</i> is set. <i>istart</i> is ignored if <i>block</i> is .FALSE. .
<i>istop</i>	(global) INTEGER. Specifies the "number" of the last reflector. <i>istop</i> is used as an index into <i>vecs</i> if <i>block</i> is set. <i>istop</i> is ignored if <i>block</i> is .FALSE. .
<i>itmp1</i>	(local) INTEGER. Starting range into A. For rows, this is the local first column. For columns, this is the local first row.
<i>itmp2</i>	(local) INTEGER. Ending range into A. For rows, this is the local last column. For columns, this is the local last row.
<i>liloz, lihiz</i>	(local). INTEGER. Serve the same purpose as <i>itmp1</i> , <i>itmp2</i> but for Z when <i>wantz</i> is set.
<i>vecs</i>	(global) REAL for slaref DOUBLE PRECISION for dlaref. Array of size $3 * n$ (matrix size). This array holds the size 3 reflectors one after another and is only accessed when <i>block</i> is .TRUE.
<i>v2,v3,t1,t2,t3</i>	(global). INTEGER. REAL for slaref DOUBLE PRECISION for dlaref.

These parameters hold information on a single size 3 Householder reflector and are read when *block* is *.FALSE.*, and overwritten when *block* is *.TRUE.*.

Output Parameters

<i>a</i>	On exit, the updated matrix.
<i>z</i>	Changed only if <i>wantz</i> is set. If <i>wantz</i> is <i>.FALSE.</i> , <i>z</i> is not referenced.
<i>irow1</i>	Undefined.
<i>icol1</i>	Undefined.
<i>v2,v3,t1,t2,t3</i>	These parameters are read when <i>block</i> is <i>.FALSE.</i> , and overwritten when <i>block</i> is <i>.TRUE.</i> .

?lasorte

Sorts eigenpairs by real and complex data types.

Syntax

```
call slasorte(s, lds, j, out, info)
call dlasorte(s, lds, j, out, info)
```

Description

For C interface, this routine is declared in `mkl_scalapack.h` file.

The routine sorts eigenpairs so that real eigenpairs are together and complex eigenpairs are together. This helps to employ 2x2 shifts easily since every second subdiagonal is guaranteed to be zero. This routine does no parallel work and makes no calls.

Input Parameters

<i>s</i>	(local) INTEGER. REAL for <i>slasorte</i> DOUBLE PRECISION for <i>dlasorte</i> Array, DIMENSION (<i>lds</i>). On entry, a matrix already in Schur form.
<i>lds</i>	(local) INTEGER.

	On entry, the leading dimension of the array <i>s</i> ; unchanged on exit.
<i>j</i>	(local) INTEGER. On entry, the order of the matrix <i>s</i> ; unchanged on exit.
<i>out</i>	(local) INTEGER. REAL for <code>slasorte</code> DOUBLE PRECISION for <code>dlasorte</code> Array, DIMENSION (2*j). The work buffer required by the routine.
<i>info</i>	(local) INTEGER. Set, if the input matrix had an odd number of real eigenvalues and things could not be paired or if the input matrix <i>s</i> was not originally in Schur form. 0 indicates successful completion.

Output Parameters

<i>s</i>	On exit, the diagonal blocks of <i>s</i> have been rewritten to pair the eigenvalues. The resulting matrix is no longer similar to the input.
<i>out</i>	Work buffer.

?lasrt2

Sorts numbers in increasing or decreasing order.

Syntax

```
call slasrt2(id, n, d, key, info)
call dlasrt2(id, n, d, key, info)
```

Description

For C interface, this routine is declared in `mk1_scalapack.h` file.

The routine is modified LAPACK routine [?lasrt](#), which sorts the numbers in *d* in increasing order (if *id* = 'I') or in decreasing order (if *id* = 'D'). It uses Quick Sort, reverting to Insertion Sort on arrays of size ≤ 20 . Dimension of `STACK` limits *n* to about 2^{32} .

Input Parameters

<i>id</i>	CHARACTER*1. = 'I': sort <i>d</i> in increasing order; = 'D': sort <i>d</i> in decreasing order.
<i>n</i>	INTEGER. The length of the array <i>d</i> .
<i>d</i>	REAL for slasrt2 DOUBLE PRECISION for dlasrt2. Array, DIMENSION (<i>n</i>). On entry, the array to be sorted.
<i>key</i>	INTEGER. Array, DIMENSION (<i>n</i>). On entry, <i>key</i> contains a key to each of the entries in <i>d</i> (). Typically, <i>key</i> (<i>i</i>) = <i>i</i> for all <i>i</i> .

Output Parameters

<i>D</i>	On exit, <i>d</i> has been sorted into increasing order ($d(1) \leq \dots \leq d(n)$) or into decreasing order ($d(1) \geq \dots \geq d(n)$), depending on <i>id</i> .
<i>info</i>	INTEGER. = 0: successful exit < 0: if <i>info</i> = - <i>i</i> , the <i>i</i> -th argument had an illegal value.
<i>key</i>	On exit, <i>key</i> is permuted in exactly the same manner as <i>d</i> () was permuted from input to output. Therefore, if <i>key</i> (<i>i</i>) = <i>i</i> for all <i>i</i> upon input, then $d_{out}(i) = d_{in}(key(i))$.

?stein2

Computes the eigenvectors corresponding to specified eigenvalues of a real symmetric tridiagonal matrix, using inverse iteration.

Syntax

```
call sstein2(n, d, e, m, w, iblock, isplit, orfac, z, ldz, work, iwork, ifail,
info)
```

```
call dstein2(n, d, e, m, w, iblock, isplit, orfac, z, ldz, work, iwork, ifail, info)
```

Description

For C interface, this routine is declared in `mkl_scalapack.h` file.

The routine is a modified LAPACK routine [?stein](#). It computes the eigenvectors of a real symmetric tridiagonal matrix T corresponding to specified eigenvalues, using inverse iteration.

The maximum number of iterations allowed for each eigenvector is specified by an internal parameter `maxits` (currently set to 5).

Input Parameters

n	INTEGER. The order of the matrix T ($n \geq 0$).
m	INTEGER. The number of eigenvectors to be found ($0 \leq m \leq n$).
d, e, w	<p>REAL for single-precision flavors DOUBLE PRECISION for double-precision flavors.</p> <p>Arrays: $d(*)$, DIMENSION (n). The n diagonal elements of the tridiagonal matrix T. $e(*)$, DIMENSION (n). The $(n-1)$ subdiagonal elements of the tridiagonal matrix T, in elements 1 to $n-1$. $e(n)$ need not be set. $w(*)$, DIMENSION (n). The first m elements of w contain the eigenvalues for which eigenvectors are to be computed. The eigenvalues should be grouped by split-off block and ordered from smallest to largest within the block. (The output array w from ?stebz with ORDER = 'B' is expected here). The dimension of w must be at least <code>max(1, n)</code>.</p>
$iblock$	<p>INTEGER. Array, DIMENSION (n). The submatrix indices associated with the corresponding eigenvalues in w; $iblock(i) = 1$, if eigenvalue $w(i)$ belongs to the first submatrix from the top,</p>

	<i>iblock</i> (<i>i</i>) = 2, if eigenvalue $w(i)$ belongs to the second submatrix, etc. (The output array <i>iblock</i> from ?stebz is expected here).
<i>isplit</i>	INTEGER. Array, DIMENSION (<i>n</i>). The splitting points, at which <i>T</i> breaks up into submatrices. The first submatrix consists of rows/columns 1 to <i>isplit</i> (1), the second submatrix consists of rows/columns <i>isplit</i> (1)+1 through <i>isplit</i> (2), etc. (The output array <i>isplit</i> from ?stebz is expected here).
<i>orfac</i>	REAL for single-precision flavors DOUBLE PRECISION for double-precision flavors. <i>orfac</i> specifies which eigenvectors should be orthogonalized. Eigenvectors that correspond to eigenvalues which are within $orfac * T $ of each other are to be orthogonalized.
<i>ldz</i>	INTEGER. The leading dimension of the output array <i>z</i> ; $ldz \geq \max(1, n)$.
<i>work</i>	REAL for single-precision flavors DOUBLE PRECISION for double-precision flavors. Workspace array, DIMENSION (5 <i>n</i>).
<i>iwork</i>	INTEGER. Workspace array, DIMENSION (<i>n</i>).

Output Parameters

<i>z</i>	REAL for sstein2 DOUBLE PRECISION for dstein2 Array, DIMENSION (<i>ldz</i> , <i>m</i>). The computed eigenvectors. The eigenvector associated with the eigenvalue $w(i)$ is stored in the <i>i</i> -th column of <i>z</i> . Any vector that fails to converge is set to its current iterate after <i>maxits</i> iterations.
<i>ifail</i>	INTEGER. Array, DIMENSION (<i>m</i>). On normal exit, all elements of <i>ifail</i> are zero. If one or more eigenvectors fail to converge after <i>maxits</i> iterations, then their indices are stored in the array <i>ifail</i> .
<i>info</i>	INTEGER.

info = 0, the exit is successful.
info < 0: if *info* = -*i*, the *i*-th had an illegal value.
info > 0: if *info* = *i*, then *i* eigenvectors failed to converge in *maxits* iterations. Their indices are stored in the array *ifail*.

?dbtf2

Computes an LU factorization of a general band matrix with no pivoting (local unblocked algorithm).

Syntax

```
call sdbtf2(m, n, kl, ku, ab, ldab, info)
call ddbtf2(m, n, kl, ku, ab, ldab, info)
call cdbtf2(m, n, kl, ku, ab, ldab, info)
call zdbtf2(m, n, kl, ku, ab, ldab, info)
```

Description

For C interface, this routine is declared in `mk1_scalapack.h` file.

The routine computes an *LU* factorization of a general real/complex *m*-by-*n* band matrix *A* without using partial pivoting with row interchanges.

This is the unblocked version of the algorithm, calling [BLAS Routines and Functions](#).

Input Parameters

<i>m</i>	INTEGER. The number of rows of the matrix <i>A</i> (<i>m</i> ≥ 0).
<i>n</i>	INTEGER. The number of columns in <i>A</i> (<i>n</i> ≥ 0).
<i>kl</i>	INTEGER. The number of sub-diagonals within the band of <i>A</i> (<i>kl</i> ≥ 0).
<i>ku</i>	INTEGER. The number of super-diagonals within the band of <i>A</i> (<i>ku</i> ≥ 0).
<i>ab</i>	REAL for sdbtf2 DOUBLE PRECISION for ddbtf2 COMPLEX for cdbtf2

COMPLEX*16 for zdbtf2.

Array, DIMENSION (*ldab*, *n*).

The matrix *A* in band storage, in rows *kl*+1 to *2kl*+*ku*+1; rows 1 to *kl* of the array need not be set. The *j*-th column of *A* is stored in the *j*-th column of the array *ab* as follows:

$$ab(kl+ku+1+i-j, j) = A(i, j) \text{ for } \max(1, j-ku) \leq i \leq \min(m, j+kl).$$

ldab

INTEGER. The leading dimension of the array *ab*.

$$(ldab \geq 2kl + ku + 1)$$

Output Parameters

ab

On exit, details of the factorization: *U* is stored as an upper triangular band matrix with *kl*+*ku* superdiagonals in rows 1 to *kl*+*ku*+1, and the multipliers used during the factorization are stored in rows *kl*+*ku*+2 to *2*kl*+*ku*+1. See the *Application Notes* below for further details.

info

INTEGER.

= 0: successful exit

< 0: if *info* = - *i*, the *i*-th argument had an illegal value,

> 0: if *info* = + *i*, *u*(*i*, *i*) is 0. The factorization has been completed, but the factor *U* is exactly singular. Division by 0 will occur if you use the factor *U* for solving a system of linear equations.

Application Notes

The band storage scheme is illustrated by the following example, when *m* = *n* = 6, *kl* = 2, *ku* = 1:

on entry

$$\begin{bmatrix} * & a12 & a23 & a34 & a45 & a56 \\ a11 & a22 & a33 & a44 & a55 & a66 \\ a21 & a32 & a43 & a54 & a65 & * \\ a31 & a42 & a53 & a64 & * & * \end{bmatrix}$$

on exit

$$\begin{bmatrix} * & u12 & u23 & u34 & u45 & u56 \\ u11 & u22 & u33 & u44 & u55 & u66 \\ m21 & m32 & m43 & m54 & m65 & * \\ m31 & m42 & m53 & m64 & * & * \end{bmatrix}$$

The routine does not use array elements marked `*`; elements marked `+` need not be set on entry, but the routine requires them to store elements of U , because of fill-in resulting from the row interchanges.

?dbtrf

Computes an LU factorization of a general band matrix with no pivoting (local blocked algorithm).

Syntax

```
call sdbtrf(m, n, kl, ku, ab, ldab, info)
call ddbtrf(m, n, kl, ku, ab, ldab, info)
call cdbtrf(m, n, kl, ku, ab, ldab, info)
call zdbtrf(m, n, kl, ku, ab, ldab, info)
```

Description

For C interface, this routine is declared in `mkl_scalapack.h` file.

This routine computes an LU factorization of a real m -by- n band matrix A without using partial pivoting or row interchanges.

This is the blocked version of the algorithm, calling [BLAS Routines and Functions](#).

Input Parameters

m	INTEGER. The number of rows of the matrix A ($m \geq 0$).
n	INTEGER. The number of columns in A ($n \geq 0$).
kl	INTEGER. The number of sub-diagonals within the band of A ($kl \geq 0$).
ku	INTEGER. The number of super-diagonals within the band of A ($ku \geq 0$).
ab	REAL for sdbtrf DOUBLE PRECISION for ddbtrf COMPLEX for cdbtrf COMPLEX*16 for zdbtrf. Array, DIMENSION ($ldab, n$).

The matrix A in band storage, in rows $kl+1$ to $2kl+ku+1$; rows 1 to kl of the array need not be set. The j -th column of A is stored in the j -th column of the array ab as follows:
 $ab(kl+ku+1+i-j, j) = A(i, j)$ for $\max(1, j-ku) \leq i \leq \min(m, j+kl)$.

ldab

INTEGER. The leading dimension of the array ab .

($ldab \geq 2kl + ku + 1$)

Output Parameters

ab

On exit, details of the factorization: U is stored as an upper triangular band matrix with $kl+ku$ superdiagonals in rows 1 to $kl+ku+1$, and the multipliers used during the factorization are stored in rows $kl+ku+2$ to $2*kl+ku+1$. See the *Application Notes* below for further details.

info

INTEGER.

= 0: successful exit

< 0: if $info = -i$, the i -th argument had an illegal value,

> 0: if $info = +i$, $u(i, i)$ is 0. The factorization has been completed, but the factor U is exactly singular. Division by 0 will occur if you use the factor U for solving a system of linear equations.

Application Notes

The band storage scheme is illustrated by the following example, when $m = n = 6$, $kl = 2$, $ku = 1$:

on entry

$$\begin{bmatrix} * & a_{12} & a_{23} & a_{34} & a_{45} & a_{56} \\ a_{11} & a_{22} & a_{33} & a_{44} & a_{55} & a_{66} \\ a_{21} & a_{32} & a_{43} & a_{54} & a_{65} & * \\ a_{31} & a_{42} & a_{53} & a_{64} & * & * \end{bmatrix}$$

on exit

$$\begin{bmatrix} * & u_{12} & u_{23} & u_{34} & u_{45} & u_{56} \\ u_{11} & u_{22} & u_{33} & u_{44} & u_{55} & u_{66} \\ m_{21} & m_{32} & m_{43} & m_{54} & m_{65} & * \\ m_{31} & m_{42} & m_{53} & m_{64} & * & * \end{bmatrix}$$

The routine does not use array elements marked *.

?dtttrf

Computes an LU factorization of a general tridiagonal matrix with no pivoting (local blocked algorithm).

Syntax

```
call sdttrf(n, dl, d, du, info)
call ddttrf(n, dl, d, du, info)
call cdttrf(n, dl, d, du, info)
call zdttrf(n, dl, d, du, info)
```

Description

For C interface, this routine is declared in `mkl_scalapack.h` file.

The routine computes an LU factorization of a real or complex tridiagonal matrix A using elimination without partial pivoting.

The factorization has the form $A = L*U$, where L is a product of unit lower bidiagonal matrices and U is upper triangular with nonzeros only in the main diagonal and first superdiagonal.

Input Parameters

n	INTEGER. The order of the matrix A ($n \geq 0$).
dl, d, du	<p>REAL for <code>sdttrf</code> DOUBLE PRECISION for <code>ddttrf</code> COMPLEX for <code>cdttrf</code> COMPLEX*16 for <code>zdttrf</code>.</p> <p>Arrays containing elements of A. The array dl of DIMENSION $(n - 1)$ contains the sub-diagonal elements of A. The array d of DIMENSION n contains the diagonal elements of A. The array du of DIMENSION $(n - 1)$ contains the super-diagonal elements of A.</p>

Output Parameters

<code>dl</code>	Overwritten by the $(n-1)$ multipliers that define the matrix L from the LU factorization of A .
<code>d</code>	Overwritten by the n diagonal elements of the upper triangular matrix U from the LU factorization of A .
<code>du</code>	Overwritten by the $(n-1)$ elements of the first super-diagonal of U .
<code>info</code>	INTEGER. = 0: successful exit < 0: if <code>info</code> = $-i$, the i -th argument had an illegal value, > 0: if <code>info</code> = i , $u(i,i)$ is exactly 0. The factorization has been completed, but the factor U is exactly singular. Division by 0 will occur if you use the factor U for solving a system of linear equations.

?dtttrsv

Solves a general tridiagonal system of linear equations using the LU factorization computed by ?dtttrf.

Syntax

```
call sdttrsv(uplo, trans, n, nrhs, dl, d, du, b, ldb, info)
call ddttrsv(uplo, trans, n, nrhs, dl, d, du, b, ldb, info)
call cdttrsv(uplo, trans, n, nrhs, dl, d, du, b, ldb, info)
call zdttrsv(uplo, trans, n, nrhs, dl, d, du, b, ldb, info)
```

Description

For C interface, this routine is declared in `mkl_scalapack.h` file.

The routine solves one of the following systems of linear equations:

$$L * X = B, L^T * X = B, \text{ or } L^H * X = B,$$

$$U * X = B, U^T * X = B, \text{ or } U^H * X = B$$

with factors of the tridiagonal matrix A from the LU factorization computed by `?dtttrf`.

Input Parameters

<i>uplo</i>	CHARACTER*1. Specifies whether to solve with L or U .
<i>trans</i>	CHARACTER. Must be 'N' or 'T' or 'C'. Indicates the form of the equations: If <i>trans</i> = 'N', then $A^*X=B$ is solved for X (no transpose). If <i>trans</i> = 'T', then $A^T X = B$ is solved for X (transpose). If <i>trans</i> = 'C', then $A^H X = B$ is solved for X (conjugate transpose).
<i>n</i>	INTEGER. The order of the matrix A ($n \geq 0$).
<i>nrhs</i>	INTEGER. The number of right-hand sides, that is, the number of columns in the matrix B ($nrhs \geq 0$).
<i>dl,d,du,b</i>	REAL for sdttrsv DOUBLE PRECISION for ddttrsv COMPLEX for cdttrsv COMPLEX*16 for zdttrsv. Arrays of DIMENSIONS: $dl(n-1)$, $d(n)$, $du(n-1)$, $b(ldb, nrhs)$. The array <i>dl</i> contains the $(n-1)$ multipliers that define the matrix L from the LU factorization of A . The array <i>d</i> contains n diagonal elements of the upper triangular matrix U from the LU factorization of A . The array <i>du</i> contains the $(n-1)$ elements of the first super-diagonal of U . On entry, the array <i>b</i> contains the right-hand side matrix B .
<i>ldb</i>	INTEGER. The leading dimension of the array <i>b</i> ; $ldb \geq \max(1, n)$.

Output Parameters

<i>b</i>	Overwritten by the solution matrix X .
<i>info</i>	INTEGER. If <i>info</i> =0, the execution is successful. If <i>info</i> = $-i$, the i -th parameter had an illegal value.

?pttrsv

*Solves a symmetric (Hermitian) positive-definite tridiagonal system of linear equations, using the $L^*D^*L^H$ factorization computed by ?pttrf.*

Syntax

```
call spttrsv(trans, n, nrhs, d, e, b, ldb, info)
call dpttrsv(trans, n, nrhs, d, e, b, ldb, info)
call cpttrsv(uplo, trans, n, nrhs, d, e, b, ldb, info)
call zpttrsv(uplo, trans, n, nrhs, d, e, b, ldb, info)
```

Description

For C interface, this routine is declared in `mkl_scalapack.h` file.

The routine solves one of the triangular systems:

$$L^T * X = B, \text{ or } L * X = B \text{ for real flavors,}$$

or

$$L * X = B, \text{ or } L^H * X = B,$$

$$U * X = B, \text{ or } U^H * X = B \text{ for complex flavors,}$$

where L (or U for complex flavors) is the Cholesky factor of a Hermitian positive-definite tridiagonal matrix A such that

$$A = L^*D^*L^H \text{ (computed by spttrf/dpttrf)}$$

or

$$A = U^H * D * U \text{ or } A = L^*D^*L^H \text{ (computed by cpttrf/zpttrf).}$$

Input Parameters

uplo CHARACTER*1. Must be 'U' or 'L'.
Specifies whether the superdiagonal or the subdiagonal of the tridiagonal matrix A is stored and the form of the factorization:
If *uplo* = 'U', e is the superdiagonal of U , and $A = U^H * D * U$
or $A = L^*D^*L^H$;

	<p>if $uplo = 'L'$, e is the subdiagonal of L, and $A = L^*D^*L^H$. The two forms are equivalent, if A is real.</p>
<i>trans</i>	<p>CHARACTER. Specifies the form of the system of equations: for real flavors: if $trans = 'N'$: $L^*X = B$ (no transpose) if $trans = 'T'$: $L^T X = B$ (transpose) for complex flavors: if $trans = 'N'$: $U^*X = B$ or $L^*X = B$ (no transpose) if $trans = 'C'$: $U^H X = B$ or $L^H X = B$ (conjugate transpose).</p>
<i>n</i>	<p>INTEGER. The order of the tridiagonal matrix A. $n \geq 0$.</p>
<i>nrhs</i>	<p>INTEGER. The number of right hand sides, that is, the number of columns of the matrix B. $nrhs \geq 0$.</p>
<i>d</i>	<p>REAL array, DIMENSION (n). The n diagonal elements of the diagonal matrix D from the factorization computed by ?pttrf.</p>
<i>e</i>	<p>COMPLEX array, DIMENSION ($n-1$). The ($n-1$) off-diagonal elements of the unit bidiagonal factor U or L from the factorization computed by ?pttrf. See <i>uplo</i>.</p>
<i>b</i>	<p>COMPLEX array, DIMENSION ($ldb, nrhs$). On entry, the right hand side matrix B.</p>
<i>ldb</i>	<p>INTEGER. The leading dimension of the array b. $ldb \geq \max(1, n)$.</p>

Output Parameters

<i>b</i>	On exit, the solution matrix X .
<i>info</i>	<p>INTEGER. = 0: successful exit < 0: if $info = -i$, the i-th argument had an illegal value.</p>

?steqr2

Computes all eigenvalues and, optionally, eigenvectors of a symmetric tridiagonal matrix using the implicit QL or QR method.

Syntax

```
call ssteqr2(compz, n, d, e, z, ldz, nr, work, info)
call dsteqr2(compz, n, d, e, z, ldz, nr, work, info)
```

Description

For C interface, this routine is declared in `mkl_scalapack.h` file.

The routine is a modified version of LAPACK routine [?steqr](#). The routine `?steqr2` computes all eigenvalues and, optionally, eigenvectors of a symmetric tridiagonal matrix using the implicit QL or QR method. `?steqr2` is modified from `?steqr` to allow each ScaLAPACK process running `?steqr2` to perform updates on a distributed matrix `Q`. Proper usage of `?steqr2` can be gleaned from examination of ScaLAPACK routine [p?syev](#).

Input Parameters

<i>compz</i>	CHARACTER*1. Must be 'N' or 'I'. If <i>compz</i> = 'N', the routine computes eigenvalues only. If <i>compz</i> = 'I', the routine computes the eigenvalues and eigenvectors of the tridiagonal matrix <i>T</i> . <i>z</i> must be initialized to the identity matrix by p?laset or ?laset prior to entering this subroutine.
<i>n</i>	INTEGER. The order of the matrix T ($n \geq 0$).
<i>d, e, work</i>	REAL for single-precision flavors DOUBLE PRECISION for double-precision flavors. Arrays: <i>d</i> contains the diagonal elements of <i>T</i> . The dimension of <i>d</i> must be at least $\max(1, n)$. <i>e</i> contains the $(n-1)$ subdiagonal elements of <i>T</i> . The dimension of <i>e</i> must be at least $\max(1, n-1)$. <i>work</i> is a workspace array. The dimension of <i>work</i> is $\max(1, 2*n-2)$. If <i>compz</i> = 'N', then <i>work</i> is not referenced.
<i>z</i>	(local) REAL for ssteqr2

DOUBLE PRECISION for `dsteqr2`
 Array, global DIMENSION (n, n), local DIMENSION (ldz, nr).
 If `compz = 'V'`, then z contains the orthogonal matrix used in the reduction to tridiagonal form.

ldz INTEGER. The leading dimension of the array z . Constraints:
 $ldz \geq 1$,
 $ldz \geq \max(1, n)$, if eigenvectors are desired.

nr INTEGER. $nr = \max(1, \text{numroc}(n, nb, myprow, 0, nprocs))$.
 If `compz = 'N'`, then nr is not referenced.

Output Parameters

d REAL array, DIMENSION (n), for `ssteqr2`.
 DOUBLE PRECISION array, DIMENSION (n), for `dsteqr2`.
 On exit, the eigenvalues in ascending order, if `info = 0`.
 See also `info`.

e REAL array, DIMENSION ($n-1$), for `ssteqr2`.
 DOUBLE PRECISION array, DIMENSION ($n-1$), for `dsteqr2`.
 On exit, e has been destroyed.

z (local)
 REAL for `ssteqr2`
 DOUBLE PRECISION for `dsteqr2`
 Array, global DIMENSION (n, n), local DIMENSION (ldz, nr).
 On exit, if `info = 0`, then,
 if `compz = 'V'`, z contains the orthonormal eigenvectors of the original symmetric matrix, and if `compz = 'I'`, z contains the orthonormal eigenvectors of the symmetric tridiagonal matrix. If `compz = 'N'`, then z is not referenced.

$info$ INTEGER.
 $info = 0$, the exit is successful.
 $info < 0$: if $info = -i$, the i -th had an illegal value.
 $info > 0$: the algorithm has failed to find all the eigenvalues in a total of $30n$ iterations;

if *info* = *i*, then *i* elements of *e* have not converged to zero; on exit, *d* and *e* contain the elements of a symmetric tridiagonal matrix, which is orthogonally similar to the original matrix.

Utility Functions and Routines

This section describes ScaLAPACK utility functions and routines. Summary information about these routines is given in the following table:

Table 7-2 ScaLAPACK Utility Functions and Routines

Routine Name	Data Types	Description
<code>p?labad</code>	<i>s, d</i>	Returns the square root of the underflow and overflow thresholds if the exponent-range is very large.
<code>p?lachkieee</code>	<i>s, d</i>	Performs a simple check for the features of the IEEE standard. (C interface function).
<code>p?lamch</code>	<i>s, d</i>	Determines machine parameters for floating-point arithmetic.
<code>p?lasnbt</code>	<i>s, d</i>	Computes the position of the sign bit of a floating-point number. (C interface function).
<code>pxerbla</code>		Error handling routine called by ScaLAPACK routines.

p?labad

Returns the square root of the underflow and overflow thresholds if the exponent-range is very large.

Syntax

```
call pslabad(ictxt, small, large)
call pdlabad(ictxt, small, large)
```

Description

For C interface, this routine is declared in `mkl_scalapack.h` file.

The routine takes as input the values computed by `p?lamch` for underflow and overflow, and returns the square root of each of these values if the log of *large* is sufficiently large. This subroutine is intended to identify machines with a large exponent range, such as the Crays, and redefine the underflow and overflow limits to be the square roots of the values computed by `p?lamch`. This subroutine is needed because `p?lamch` does not compensate for poor arithmetic in the upper half of the exponent range, as is found on a Cray.

In addition, this routine performs a global minimization and maximization on these values, to support heterogeneous computing networks.

Input Parameters

<i>ictxt</i>	(global) INTEGER. The BLACS context handle in which the computation takes place.
<i>small</i>	(local). REAL PRECISION for <code>pslabad</code> . DOUBLE PRECISION for <code>pdlabad</code> . On entry, the underflow threshold as computed by <code>p?lamch</code> .
<i>large</i>	(local). REAL PRECISION for <code>pslabad</code> . DOUBLE PRECISION for <code>pdlabad</code> . On entry, the overflow threshold as computed by <code>p?lamch</code> .

Output Parameters

<i>small</i>	(local). On exit, if $\log_{10}(\textit{large})$ is sufficiently large, the square root of <i>small</i> , otherwise unchanged.
<i>large</i>	(local). On exit, if $\log_{10}(\textit{large})$ is sufficiently large, the square root of <i>large</i> , otherwise unchanged.

p?lackieee

Performs a simple check for the features of the IEEE standard. (C interface function).

Syntax

```
void pslackieee(int *isieee, float *rmax, float *rmin);
```

```
void pdlachkieee(int *isieee, float *rmax, float *rmin);
```

Description

For C interface, this routine is declared in `mkl_scalapack.h` file.

The routine performs a simple check to make sure that the features of the IEEE standard are implemented. In some implementations, `p?lachkieee` may not return.

Note that all arguments are call-by-reference so that this routine can be directly called from Fortran code.

This is a ScaLAPACK internal subroutine and arguments are not checked for unreasonable values.

Input Parameters

<i>rmax</i>	(local). REAL for <code>pslachkieee</code> DOUBLE PRECISION for <code>pdlachkieee</code> The overflow threshold (= <code>?lamch ('O')</code>).
<i>rmin</i>	(local). REAL for <code>pslachkieee</code> DOUBLE PRECISION for <code>pdlachkieee</code> The underflow threshold (= <code>?lamch ('U')</code>).

Output Parameters

<i>isieee</i>	(local). INTEGER. On exit, <i>isieee</i> = 1 implies that all the features of the IEEE standard that we rely on are implemented. On exit, <i>isieee</i> = 0 implies that some the features of the IEEE standard that we rely on are missing.
---------------	---

p?lamch

Determines machine parameters for floating-point arithmetic.

Syntax

```
val = pslamch(ictxt, cmach)
```

```
val = pdlamch(ictxt, cmach)
```

Description

For C interface, this routine is declared in `mkl_scalapack.h` file.

The routine determines single precision machine parameters.

Input Parameters

ictxt (global). INTEGER. The BLACS context handle in which the computation takes place.

cmach (global) CHARACTER*1.
Specifies the value to be returned by `p?lamch`:

- = 'E' or 'e', `p?lamch` := `eps`
- = 'S' or 's', `p?lamch` := `sfmin`
- = 'B' or 'b', `p?lamch` := `base`
- = 'P' or 'p', `p?lamch` := `eps*base`
- = 'N' or 'n', `p?lamch` := `t`
- = 'R' or 'r', `p?lamch` := `rnd`
- = 'M' or 'm', `p?lamch` := `emin`
- = 'U' or 'u', `p?lamch` := `rmin`
- = 'L' or 'l', `p?lamch` := `emax`
- = 'O' or 'o', `p?lamch` := `rmax`,

where

- `eps` = relative machine precision
- `sfmin` = safe minimum, such that `1/sfmin` does not overflow
- `base` = base of the machine
- `prec` = `eps*base`
- `t` = number of (base) digits in the mantissa
- `rnd` = 1.0 when rounding occurs in addition, 0.0 otherwise
- `emin` = minimum exponent before (gradual) underflow
- `rmin` = underflow threshold - $\text{base}^{(\text{emin}-1)}$
- `emax` = largest exponent before overflow
- `rmax` = overflow threshold - $(\text{base}^{\text{emax}}) * (1-\text{eps})$

Output Parameters

val Value returned by the routine.

p?lasnbt

Computes the position of the sign bit of a floating-point number. (C interface function).

Syntax

```
void pslasnbt(int *ieflag);
```

```
void pdlasnbt(int *ieflag);
```

Description

For C interface, this routine is declared in `mkl_scalapack.h` file.

The routine finds the position of the signbit of a single/double precision floating point number. This routine assumes IEEE arithmetic, and hence, tests only the 32-nd bit (for single precision) or 32-nd and 64-th bits (for double precision) as a possibility for the signbit. `sizeof(int)` is assumed equal to 4 bytes.

If a compile time flag (`NO_IEEE`) indicates that the machine does not have IEEE arithmetic, `ieflag = 0` is returned.

Output Parameters

ieflag

INTEGER.

This flag indicates the position of the signbit of any single/double precision floating point number.

ieflag = 0, if the compile time flag `NO_IEEE` indicates that the machine does not have IEEE arithmetic, or if `sizeof(int)` is different from 4 bytes.

ieflag = 1 indicates that the signbit is the 32-nd bit for a single precision routine.

In the case of a double precision routine:

ieflag = 1 indicates that the signbit is the 32-nd bit (Big Endian).

ieflag = 2 indicates that the signbit is the 64-th bit (Little Endian).

pxerbla

Error handling routine called by ScaLAPACK routines.

Syntax

```
call pxerbla(ictxt, sname, info)
```

Description

For C interface, this routine is declared in `mkl_scalapack.h` file.

This routine is an error handler for the *ScaLAPACK* routines. It is called by a *ScaLAPACK* routine if an input parameter has an invalid value. A message is printed. Program execution is not terminated. For the ScaLAPACK driver and computational routines, a `RETURN` statement is issued following the call to `pxerbla`.

Control returns to the higher-level calling routine, and it is left to the user to determine how the program should proceed. However, in the specialized low-level ScaLAPACK routines (auxiliary routines that are Level 2 equivalents of computational routines), the call to `pxerbla()` is immediately followed by a call to `BLACS_ABORT()` to terminate program execution since recovery from an error at this level in the computation is not possible.

It is always good practice to check for a nonzero value of *info* on return from a ScaLAPACK routine. Installers may consider modifying this routine in order to call system-specific exception-handling facilities.

Input Parameters

<i>ictxt</i>	(global) INTEGER The BLACS context handle, indicating the global context of the operation. The context itself is global.
<i>sname</i>	(global) CHARACTER*6 The name of the routine which called <code>pxerbla</code> .
<i>info</i>	(global) INTEGER. The position of the invalid parameter in the parameter list of the calling routine.

Sparse Solver Routines

Intel® Math Kernel Library (Intel® MKL) provides user-callable sparse solver software to solve real or complex, symmetric, structurally symmetric or non-symmetric, positive definite, indefinite or Hermitian sparse linear system of equations.

The terms and concepts required to understand the use of the Intel MKL sparse solver routines are discussed in the [Appendix A "Linear Solvers Basics"](#). If you are familiar with linear sparse solvers and sparse matrix storage schemes, you can skip these sections and go directly to the interface descriptions.

This chapter describes the direct sparse solver [PARDISO*](#) and the alternative interface for the direct sparse solver referred to here as [DSS interface](#); [iterative sparse solvers \(ISS\)](#) based on the reverse communication interface (RCI); and [two preconditioners](#) based on the incomplete LU factorization technique.

PARDISO* - Parallel Direct Sparse Solver Interface

This section describes the interface to the shared-memory multiprocessing parallel direct sparse solver known as the PARDISO* solver. The interface is Fortran, but can be called from C programs by observing Fortran parameter passing and naming conventions used by the supported compilers and operating systems. A discussion of the algorithms used in the PARDISO* software and more information on the solver can be found at <http://www.pardiso-project.org>.

The current implementation of the PARDISO* solver additionally supports the out-of-core (OOC) version.

The PARDISO* package is a high-performance, robust, memory efficient and easy to use software for solving large sparse symmetric and unsymmetric linear systems of equations on shared memory multiprocessors. The solver uses a combination of left- and right-looking Level-3 BLAS supernode techniques [[Schenk00-2](#)]. To improve sequential and parallel sparse numerical factorization performance, the algorithms are based on a Level-3 BLAS update and pipelining parallelism is used with a combination of left- and right-looking supernode techniques [[Schenk00](#), [Schenk01](#), [Schenk02](#), [Schenk03](#)]. The parallel pivoting methods allow complete supernode pivoting to compromise numerical stability and scalability during the factorization process. For sufficiently large problem sizes, numerical experiments demonstrate that the scalability of the parallel algorithm is nearly independent of the shared-memory multiprocessing architecture and a speedup of up to seven using eight processors has been observed.

The PARDISO* solver supports a wide range of sparse matrix types (see [Figure 8-1](#) below) and computes the solution of real or complex, symmetric, structurally symmetric or unsymmetric, positive definite, indefinite or Hermitian sparse linear system of equations on shared-memory multiprocessing architectures.

Figure 8-1 Sparse Matrices That Can Be Solved with the PARDISO* Solver



You can find a code example that uses the PARDISO interface routine to solve systems of linear equations in the `examples\solver\source` folder of your Intel MKL directory.

pardiso

Calculates the solution of a set of sparse linear equations with multiple right-hand sides.

Syntax

Fortran:

```
call pardiso (pt, maxfct, mnum, type, phase, n, a, ia, ja, perm, nrhs, iparm,
msglvl, b, x, error)
```

C:

```
pardiso (pt, &maxfct, &mnum, &mtype, &phase, &n, a, ia, ja, perm, &nrhs,
iparm, &msglvl, b, x, &error);
```

(An underscore may or may not be required after "pardiso" depending on the OS and compiler conventions for that OS).

Interface:

```
SUBROUTINE pardiso (pt, maxfct, mnum, mtype, phase, n, a, ia, ja, perm, nrhs,
iparm, msglvl, b, x, error)
```

```
PARDISO_POINTER_TYPE pt (64)
```

```
INTEGER maxfct, mnum, mtype, phase, n, nrhs, error, ia(*), ja(*), perm(*),
iparm(*)
```

```
PARDISO_DATA_TYPE a(*), b(n,nrhs), x(n,nrhs)
```

PARDISO_POINTER_TYPE can be INTEGER for 32-bit architectures, or INTEGER*8 for 64-bit architectures.

PARDISO_DATA_TYPE can be one of the following types:

DOUBLE PRECISION - for real types of matrices (*mtype*=1, 2, -2 and 11) and for double precision PARDISO (*iparm*(28)=0)

REAL - for real types of matrices (*mtype*=1, 2, -2 and 11) and for single precision PARDISO (*iparm*(28)=1)

DOUBLE COMPLEX - for complex types of matrices (*mtype*=3, 6, 13, 14 and -4) and for double precision PARDISO (*iparm*(28)=0)

COMPLEX - for complex types of matrices (*mtype*=3, 6, 13, 14 and -4) and for single precision PARDISO (*iparm*(28)=1)

Description

This routine is declared in `mkl_pardiso.f77` for FORTRAN 77 interface, in `mkl_pardiso.f90` for Fortran 90 interface, and in `mkl_pardiso.h` for C interface.

PARDISO calculates the solution of a set of sparse linear equations

$$A \cdot X = B$$

with multiple right-hand sides, using a parallel LU , LDL or LL^T factorization, where A is an n -by- n matrix, and X and B are n -by- $nrhs$ matrices. PARDISO performs the following analysis steps depending on the structure of the input matrix A .

Symmetric Matrices: The solver first computes a symmetric fill-in reducing permutation P based on either the minimum degree algorithm [Liu85] or the nested dissection algorithm from the METIS package [Karypis98] (included with Intel MKL), followed by the parallel left-right looking numerical Cholesky factorization [Schenk00-2] of $PAP^T = LL^T$ for symmetric positive-definite matrices, or $PAP^T = LDL^T$ for symmetric indefinite matrices. The solver uses diagonal pivoting, or 1x1 and 2x2 Bunch and Kaufman pivoting for symmetric indefinite matrices, and an approximation of X is found by forward and backward substitution and iterative refinements.

The coefficient matrix is perturbed whenever numerically acceptable 1x1 and 2x2 pivots cannot be found within the diagonal supernode block. One or two passes of iterative refinements may be required to correct the effect of the perturbations. This restricting notion of pivoting with iterative refinements is effective for highly indefinite symmetric systems. Furthermore the accuracy of this method is for a large set of matrices from different applications areas as accurate as a direct factorization method that uses complete sparse pivoting techniques [Schenk04].

Another possibility to improve the pivoting accuracy is to use symmetric weighted matching algorithms. These methods identify large entries in the coefficient matrix A that, if permuted close to the diagonal, permit the factorization process to identify more acceptable pivots and proceed with fewer pivot perturbations. The methods are based on maximum weighted matchings and improve the quality of the factor in a complementary way to the alternative idea of using more complete pivoting techniques.

The inertia is also computed for real symmetric indefinite matrices.

Structurally Symmetric Matrices: The solver first computes a symmetric fill-in reducing permutation P followed by the parallel numerical factorization of $PAP^T = QLU^T$. The solver uses partial pivoting in the supernodes and an approximation of X is found by forward and backward substitution and iterative refinements.

Unsymmetric Matrices: The solver first computes a non-symmetric permutation P_{MPS} and scaling matrices D_r and D_c with the aim to place large entries on the diagonal that enhances reliability of the numerical factorization process [Duff99]. In the next step the solver computes a fill-in reducing permutation P based on the matrix $P_{MPS}A + (P_{MPS}A)^T$ followed by the parallel numerical factorization

$$QLUR = PP_{MPS}D_rAD_cP$$

with supernode pivoting matrices Q and R . When the factorization algorithm reaches a point where it cannot factorize the supernodes with this pivoting strategy, it uses a pivoting perturbation strategy similar to [Li99]. The magnitude of the potential pivot is tested against a constant threshold of $\alpha = \epsilon \cdot \|A2\|_{\infty}$, where ϵ is the machine precision, $A2 = P \cdot P_{MPS} \cdot D_r \cdot A \cdot D_c \cdot P$, and $\|A2\|_{\infty}$ is the infinity norm of the scaled and permuted matrix A . Any tiny pivots encountered during elimination are set to the sign $(I_{II}) \cdot \epsilon \cdot \|A2\|_{\infty}$, which trades off some numerical stability for the ability to keep pivots from getting too small. Although many failures could render the factorization well-defined but essentially useless, in practice the diagonal elements are rarely modified for a large class of matrices. The result of this pivoting approach is that the factorization is, in general, not exact and iterative refinement may be needed.

Direct-Iterative Preconditioning for Unsymmetric Linear Systems. The solver also allows for a combination of direct and iterative methods [Sonn89] to accelerate the linear solution process for transient simulation. Most of applications of sparse solvers require solutions of systems with gradually changing values of the nonzero coefficient matrix, but the same identical sparsity pattern. In these applications, the analysis phase of the solvers has to be performed only once and the numerical factorizations are the important time-consuming steps during the simulation. PARDISO uses a numerical factorization $A = LU$ for the first system and applies the factors L and U for the next steps in a preconditioned Krylow-Subspace iteration. If the iteration does not converge, the solver automatically switches back to the numerical factorization. This method can be applied to unsymmetric matrices in PARDISO and the user can select the method using only one input parameter. For further details see the parameter description (*iparm(4)*, *iparm(20)*).

Single and Double Precision Computations

PARDISO solves tasks using single or double precision. Each precision has its own pros and cons. Double precision variables have more digits to store value, so solver uses more memory for keeping data. But this mode allows to solve matrices with better accuracy, and input matrices can have big condition numbers.

Single precision variables have fewer digits to store values, so solver uses less memory than in the double precision mode. Additionally this mode usually takes less time. But as computations are made more roughly, only numerically stable process can be made using single precision.

Separate Forward and Backward Substitution.

The solver execution step (see [parameter phase =33](#) below) can be divided into two or three separate substitutions: forward, backward and diagonal (if possible). This separation can be explained on the examples of solving system with different matrix types.

Real symmetric positive definite matrix A ($mtype = 2$) is factorized by PARDISO as $A = L^*L^T$. In this case solution of the system $A^*x=b$ can be found as sequence of substitutions: $L^*y=b$ (forward substitution, $phase = 331$) and $L^T*x=y$ (backward substitution, $phase = 333$).

Real unsymmetric matrix A ($mtype = 11$) is factorized by PARDISO as $A = L^*U$. In this case solution of the system $A^*x=b$ can be found by the following sequence: $L^*y=b$ (forward substitution, $phase = 331$) and $U^*x=y$ (backward substitution, $phase = 333$).

Solving system with a real symmetric indefinite matrix A ($mtype = -2$) is slightly different from above cases. PARDISO factorizes this matrix as $A=LDL^T$, and solution of the system $A^*x=b$ can be calculated as the following sequence of substitutions: $L^*y=b$ (forward substitution, $phase = 331$) s: $D^*v=y$ (diagonal substitution, $phase = 332$) and, finally $L^T*x=v$ (backward substitution, $phase = 333$). Diagonal substitution makes sense only for indefinite matrices ($mtype = -2, -4, 6$). For matrices of other types solution can be found as described in the first two examples.



NOTE. Number of refinement steps ($iparm(8)$) must be set to zero if solution is calculated step by step ($phase = 331, 332, 333$), otherwise PARDISO produces wrong result.



NOTE. Different pivoting ($iparm(21)$) produces different LDL^T factorization. Therefore results of forward, diagonal and backward substitutions with diagonal pivoting can differ from results of the same steps with Bunch and Kaufman pivoting. Of course the final results of sequential execution of forward, diagonal and backward substitution are equal to the results of the full solving step ($phase=33$) regardless of the pivoting used.

The sparse data storage in PARDISO follows the scheme described in [Sparse Matrix Storage Format](#) section with ja standing for *columns*, ia for *rowIndex*, and a for *values*. The algorithms in PARDISO require column indices ja to be increasingly ordered per row and the presence of the diagonal element per row for any symmetric or structurally symmetric matrix. The unsymmetric matrices need no diagonal elements in the PARDISO solver.

PARDISO performs four tasks:

- analysis and symbolic factorization
- numerical factorization
- forward and backward substitution including iterative refinement
- termination to release all internal solver memory.

When an input data structure is not accessed in a call, a `NULL` pointer or any valid address can be passed as a place holder for that argument.



NOTE. This routine supports the Progress Routine feature (for the numeric factorization phase only). See [Progress Function](#) section for details.

Input Parameters

pt

INTEGER

Array, `DIMENSION` (64)

On entry, solver internal data address pointer. These addresses are passed to the solver and all related internal memory management is organized through this pointer



NOTE. *pt* is an integer array with 64 entries. It is very important that the pointer is initialized with zero at the first call of `PARDISO`. After that first call you should never modify the pointer, as a serious memory leak can occur. The integer length should be 4-byte on 32-bit operating systems and 8-byte on 64-bit operating systems.

maxfct

INTEGER

Maximal number of factors with identical nonzero sparsity structure that the user would like to keep at the same time in memory. It is possible to store several different factorizations with the same nonzero structure at the same time in the internal data management of the solver. In most of the applications this value is equal to 1.

`PARDISO` can process several matrices with identical matrix sparsity pattern and store the factors of these matrices at the same time. Matrices with a different sparsity structure can be kept in memory with different memory address pointers *pt*.

mnum

INTEGER

mtype

Actual matrix for the solution phase. With this scalar you can define the matrix that you would like to factorize. The value must be: $1 \leq mnum \leq maxfct$.

In most applications this value is equal to 1.

INTEGER

This scalar value defines the matrix type. The PARDISO solver supports the following matrices:

- = 1 real and structurally symmetric matrix
- = 2 real and symmetric positive definite matrix
- = -2 real and symmetric indefinite matrix
- = 3 complex and structurally symmetric matrix
- = 4 complex and Hermitian positive definite matrix
- = -4 complex and Hermitian indefinite matrix
- = 6 complex and symmetric matrix
- = 11 real and unsymmetric matrix
- = 13 complex and unsymmetric matrix

This parameter influences the pivoting method.

phase

INTEGER

Controls the execution of the solver. Usually it is a two-digit integer ij ($10I + j$, $1 \leq I \leq 3$, $I \leq j \leq 3$ for normal execution modes). The I digit indicates the starting phase of execution, and j indicates the ending phase. PARDISO has the following phases of execution:

- Phase 1: Fill-reduction analysis and symbolic factorization
- Phase 2: Numerical factorization
- Phase 3: Forward and Backward solve including iterative refinements

This phase can be divided into two or three separate substitutions: forward, backward, and diagonal (see [above](#)).

- Termination and Memory Release Phase ($phase \leq 0$)

If a previous call to the routine has computed information from previous phases, execution may start at any phase. The *phase* parameter can have the following values:

<i>phase</i>	Solver Execution Steps
11	Analysis
12	Analysis, numerical factorization
13	Analysis, numerical factorization, solve, iterative refinement
22	Numerical factorization
23	Numerical factorization, solve, iterative refinement
33	Solve, iterative refinement
331	like <i>phase</i> =33, but only forward substitution
332	like <i>phase</i> =33, but only diagonal substitution
333	like <i>phase</i> =33, but only backward substitution
0	Release internal memory for <i>L</i> and <i>U</i> matrix number <i>mnum</i>
-1	Release all internal memory for all matrices

<i>n</i>	INTEGER Number of equations in the sparse linear systems of equations $A \cdot X = B$. Constraint: $n > 0$.
<i>a</i>	DOUBLE PRECISION - for real types of matrices (<i>mtype</i> =1, 2, -2 and 11) and for double precision PARDISO (<i>iparm</i> (28)=0) REAL - for real types of matrices (<i>mtype</i> =1, 2, -2 and 11) and for single precision PARDISO (<i>iparm</i> (28)=1) DOUBLE COMPLEX - for complex types of matrices (<i>mtype</i> =3, 6, 13, 14 and -4) and for double precision PARDISO (<i>iparm</i> (28)=0) COMPLEX - for complex types of matrices (<i>mtype</i> =3, 6, 13, 14 and -4) and for single precision PARDISO (<i>iparm</i> (28)=1)

Array. Contains the non-zero elements of the coefficient matrix A corresponding to the indices in ja . The size of a is the same as that of ja and the coefficient matrix can be either real or complex. The matrix must be stored in compressed sparse row format with increasing values of ja for each row. Refer to *values* array description in [Sparse Matrix Storage Format](#) for more details.



NOTE. The non-zero elements of each row of the matrix A must be stored in increasing order. For symmetric or structural symmetric matrices, it is also important that the diagonal elements are available and stored in the matrix. If the matrix is symmetric, the array a is only accessed in the factorization phase, in the triangular solution and iterative refinement phase. Unsymmetric matrices are accessed in all phases of the solution process.

ia

INTEGER

Array, dimension $(n+1)$. For $I \leq n$, $ia(I)$ points to the first column index of row I in the array ja in compressed sparse row format. That is, $ia(I)$ gives the index of the element in array a that contains the first non-zero element from row I of A . The last element $ia(n+1)$ is taken to be equal to the number of non-zero elements in A , plus one. Refer to *rowIndex* array description in [Sparse Matrix Storage Format](#) for more details. The array ia is also accessed in all phases of the solution process. Note that the row and columns numbers start from 1.

ja

INTEGER

Array. $ja(*)$ contains column indices of the sparse matrix A stored in compressed sparse row format. The indices in each row must be sorted in increasing order. The array ja is also accessed in all phases of the solution process. For symmetric and structurally symmetric matrices it is assumed that zero diagonal elements are also stored in the list of non-zero elements in a and ja . For symmetric matrices, the

solver needs only the upper triangular part of the system as is shown for *columns* array in [Sparse Matrix Storage Format](#).

perm

INTEGER

Array, dimension (n). Holds the permutation vector of size n . The array *perm* is defined as follows. Let A be the original matrix and $B = P^*A^*P^T$ be the permuted matrix. Row (column) I of A is the $perm(I)$ row (column) of B . The numbering of the array must start with 1 and must describe a permutation.

On entry, you can apply your own fill-in reducing ordering to the solver. The permutation vector *perm* is used by the solver if $iparm(5) = 1$. The second purpose of the array *perm* is to return the permutation vector calculated during fill-in reducing ordering stage of PARDISO to the user. The permutation vector is returned into the *perm* array if $iparm(5) = 2$.

nrhs

INTEGER

Number of right-hand sides that need to be solved for.

iparm

INTEGER

Array, dimension (64). This array is used to pass various parameters to PARDISO and to return some useful information after execution of the solver. If $iparm(1) = 0$, PARDISO fills $iparm(1)$, and $iparm(4)$ through $iparm(64)$ with default values and uses them.

Individual components of the *iparm* array are described below (some of them are described in the [Output Parameters](#) section).

***iparm(1)* - use default values.**

If $iparm(1) = 0$, $iparm(2)$ and $iparm(4)$ through $iparm(64)$ are filled with default values, otherwise the user has to supply all values in *iparm* from $iparm(2)$ to $iparm(64)$.

***iparm(2)* - fill-in reducing ordering.**

$iparm(2)$ controls the fill-in reducing ordering for the input matrix.

If $iparm(2) = 0$, the minimum degree algorithm is applied [\[Li99\]](#).

If $iparm(2) = 2$, the solver uses the nested dissection algorithm from the METIS package [Karypis98].

If $iparm(2) = 3$, the parallel (OpenMP) version of the nested dissection algorithm is used. It can decrease the time of computations on multi-core computers, especially when the time of the PARDISO Phase 1 is significant for your task.

The default value of $iparm(2)$ is 2.



CAUTION. User can control the parallel execution of the solver by explicitly setting `MKL_NUM_THREADS`. If less processors are available than specified, the execution may slow down instead of speeding up. If the variable `MKL_NUM_THREADS` is not defined, then the solver uses all available processors.

$iparm(3)$ - **currently is not used.**

$iparm(4)$ - **preconditioned CGS.**

This parameter controls preconditioned CGS [Sonn89] for unsymmetric or structural symmetric matrices and Conjugate-Gradients for symmetric matrices. $iparm(4)$ has the form $iparm(4) = 10 * L + K$

The K and L values have the meanings as follow.

Value of κ Description

0	The factorization is always computed as required by <i>phase</i> .
1	CGS iteration replaces the computation of LU . The preconditioner is LU that was computed at a previous step (the first step or last step with a failure) in a sequence of solutions needed for identical sparsity patterns.
2	CGS iteration for symmetric matrices replaces the computation of LU . The preconditioner is LU that was computed at a

Value of κ Description

previous step (the first step or last step with a failure) in a sequence of solutions needed for identical sparsity patterns.

Value L :

The value L controls the stopping criterion of the Krylow-Subspace iteration:

$\text{eps}_{\text{CGS}} = 10^{-L}$ is used in the stopping criterion

$||dx_I|| / ||dx_I|| < \text{eps}_{\text{CGS}}$

with $||dx_I|| = ||\text{inv}(L*U)*r_I||$ and r_I is the residuum at iteration I of the preconditioned Krylow-Subspace iteration.

Strategy: A maximum number of 150 iterations is fixed by expecting that the iteration will converge before consuming half the factorization time. Intermediate convergence rates and residuum excursions are checked and can terminate the iteration process. If $\text{phase} = 23$, then the factorization for a given A is automatically recomputed in these cases where the Krylow-Subspace iteration failed, and the corresponding direct solution is returned. Otherwise the solution from the preconditioned Krylow-Subspace iteration is returned. Using $\text{phase} = 33$ results in an error message ($\text{error} = 4$) if the stopping criteria for the Krylow-Subspace iteration can not be reached. More information on the failure can be obtained from $\text{iparm}(20)$.

The default is $\text{iparm}(4) = 0$, and other values are only recommended for an advanced user. $\text{iparm}(4)$ must be greater or equal to zero.

Examples:

$\text{iparm}(4)$	Description
31	LU -preconditioned CGS iteration with a stopping criterion of 1.0E-3 for unsymmetric matrices
61	LU -preconditioned CGS iteration with a stopping criterion of 1.0E-6 for unsymmetric matrices

<i>iparm</i> (4)	Description
62	<i>LU</i> -preconditioned CGS iteration with a stopping criterion of 1.0E-6 for symmetric matrices

***iparm*(5) - user permutation.**

This parameter controls whether the user supplied fill-in reducing permutation is used instead of the integrated multiple-minimum degree or nested dissection algorithms. Another possible use of this parameter is to control obtaining the fill-in reducing permutation vector calculated during the reordering stage of PARDISO.

This option may be useful for testing reordering algorithms, adapting the code to special applications problems (for instance, to move zero diagonal elements to the end $P^*A^*P^T$), or if the user wants to use the permutation vector more than once for equal or similar matrices. For definition of the permutation, see description of the *perm* parameter.

If *parm*(5)=0 (default value), then the array *perm* is not used by PARDISO;

if *parm*(5)=1, then the user supplied fill-in reducing permutation is used;

if *parm*(5)=2, then PARDISO returns the permutation vector into the array *perm*.

***iparm*(6) - write solution on *x*.**

If *iparm*(6) = 0 (default value), then the array *x* contains the solution and the value of *b* is not changed.

If *iparm*(6) = 1, then the solver will store the solution on the right hand side *b*.

Note that the array *x* is always used. The default value of *iparm*(6) is 0.

***iparm*(8) - iterative refinement step.**

On entry to the solve and iterative refinement step, *iparm*(8) should be set to the maximum number of iterative refinement steps that the solver will perform. The solver will not perform more than the absolute value of *iparm*(8) steps of iterative refinement and will stop the process if a satisfactory level of accuracy of the solution in terms of backward error has been achieved.

Note that if $iparm(8) < 0$, the accumulation of the residuum is using extended precision real and complex data types. Perturbed pivots result in iterative refinement (independent of $iparm(8)=0$) and the iteration number executed is reported on $iparm(7)$.

The solver automatically performs two steps of iterative refinements when perturbed pivots are obtained during the numerical factorization and $iparm(8) = 0$.

The number of performed iterative refinement steps is reported on $iparm(8)$.

The default value for $iparm(8)$ is 0.

$iparm(9)$

This parameter is reserved for future use. Its value must be set to 0.

$iparm(10)$ - pivoting perturbation.

This parameter instructs PARDISO how to handle small pivots or zero pivots for unsymmetric matrices ($mtype = 11$ or $mtype = 13$) and symmetric matrices ($mtype = -2$, $mtype = -4$, or $mtype = 6$). For these matrices the solver uses a complete supernode pivoting approach. When the factorization algorithm reaches a point where it cannot factorize the supernodes with this pivoting strategy, it uses a pivoting perturbation strategy similar to [Li99], [Schenk04].

The magnitude of the potential pivot is tested against a constant threshold of

$$\alpha = \epsilon \cdot \|A2\|_{\infty},$$

where $\epsilon = 10^{(-iparm(10))}$, $A2 = P^* P_{MPS}^* D_r^* A^* D_c^* P$,

and $\|A2\|_{\infty}$ is the infinity norm of the scaled and permuted matrix A . Any tiny pivots encountered during elimination are set to the sign $(I_{II}) \cdot \epsilon \cdot \|A2\|_{\infty}$ - this trades off some numerical stability for the ability to keep pivots from getting too small. Small pivots are therefore perturbed with $\epsilon = 10^{(-iparm(10))}$.

The default value of $iparm(10)$ is 13 and therefore $\epsilon = 1.0E-13$ for unsymmetric matrices ($mtype = 11$ or $mtype = 13$).

The default value of *iparm*(10) is 8, and therefore *eps* = 1.0E-8 for symmetric indefinite matrices (*mtype* = -2, *mtype* = -4, or *mtype* = 6).

iparm(11) - scaling vectors.

PARDISO uses a maximum weight matching algorithm to permute large elements on the diagonal and to scale the matrix so that the diagonal elements are equal to 1 and the absolute values of the off-diagonal entries are less or equal to 1. This scaling method is applied only to unsymmetric matrices (*mtype* = 11 or *mtype* = 13). The scaling can also be used for symmetric indefinite matrices (*mtype* = -2, *mtype* = -4, or *mtype* = 6) when the symmetric weighted matchings are applied (*iparm*(13) = 1).

Use *iparm*(11) = 1 (scaling) and *iparm*(13) = 1 (matching) for highly indefinite symmetric matrices, for example, from interior point optimizations or saddle point problems. Note that in the analysis phase (*phase*=11) you must provide the numerical values of the matrix *A* in case of scaling and symmetric weighted matching.

The default value of *iparm*(11) is 1 for unsymmetric matrices (*mtype* = 11 or *mtype* = 13). The default value of *iparm*(11) is 0 for symmetric indefinite matrices (*mtype* = -2, *mtype* = -4, or *mtype* = 6).

iparm(12)

This parameter is reserved for future use. Its value must be set to 0.

iparm(13) - improved accuracy using (non-)symmetric weighted matchings.

PARDISO can use a maximum weighted matching algorithm to permute large elements close the diagonal. This strategy adds an additional level of reliability to our factorization methods and can be seen as a complement to the alternative idea of using more complete pivoting techniques during the numerical factorization.

It is recommended to use *iparm*(11) = 1 (scalings) and *iparm*(13) = 1 (matchings) for highly indefinite symmetric matrices, for example from interior point optimizations or saddle point problems. It is also very important to note that

in the analysis phase (*phase* =11) you must provide the numerical values of the matrix *A* in the case of scalings and symmetric weighted matchings.

The default value of *iparm*(13) is 1 for unsymmetric matrices (*mtype* =11 or *mtype* =13). The default value of *iparm*(13) is 0 for symmetric matrices (*mtype* =-2, *mtype* =-4, or *mtype* =6).

iparm(18)

The solver will report the numbers of non-zero elements on the factors if *iparm*(18) < 0 on entry.

The default value of *iparm*(18) is -1.

iparm(19) - **MFlops of factorization.**

If *iparm*(19) < 0 on entry, the solver will report MFlop (1.0E6) that are necessary to factor the matrix *A*. This will increase the reordering time.

The default value of *iparm*(19) is 0.

iparm(21) - **pivoting for symmetric indefinite matrices.**

iparm(21) controls the pivoting method for sparse symmetric indefinite matrices.

If *iparm*(21) = 0, then 1x1 diagonal pivoting is used.

If *iparm*(21) = 1, then 1x1 and 2x2 Bunch and Kaufman pivoting will be used in the factorization process.



NOTE. It is also recommended to use *iparm*(11) = 1 (scaling) and *iparm*(13) = 1 (matchings) for highly indefinite symmetric matrices, for example from interior point optimizations or saddle point problems.

The default value of *iparm*(21) is 1. Bunch and Kaufman pivoting is available for matrices: *mtype*=-2, *mtype*=-4, or *mtype*=6.

iparm(27) - **matrix checker.**

If *iparm*(27)=0 (default value), the PARDISO doesn't check the sparse matrix representation.

If $iparm(27)=1$, then PARDISO check integer arrays ia and ja . In particular, PARDISO checks whether column indices are sorted in increasing order within each row.

$iparm(28)$ - single or double precision of PARDISO.

$iparm(28)$ switch PARDISO precision between single and double modes.

If $iparm(28)=0$, then the input arrays (matrix a , vectors x and b) as well as all internal arrays are supposed to be in double precision.

If $iparm(28)=1$, then the input arrays must be presented in single precision. In this case all internal computations are made in single precision.

Note that for double precision accuracy ($iparm(28)=0$) refinement steps can be calculated in quad/double precision depending on the sign of $iparm(8)$. For single precision accuracy these computations are made in double/single precision.

Default value of $iparm(28)$ is 0 - double precision.



Important. Please note that $iparm(28)$ value is stored in the PARDISO handle between PARDISO calls, so the precision mode can be changed only on the solver's phase 1.

$iparm(60)$ - version of PARDISO.

$iparm(60)$ controls what version of PARDISO - out-of-core (OOC) version or in-core version - is used. The OOC PARDISO can solve very large problems by holding the matrix factors in files on the disk. Because of that the amount of main memory required by OOC PARDISO is significantly reduced.



note. The current OOC version uses threading for $mtype = 2$, and the parallel execution of the solver is controlled by explicit setting the variable `MKL_NUM_THREADS`. For other matrix types and when $iparm(60)$ is equal to 1 or 2, PARDISO uses one thread ignoring the value of the `MKL_NUM_THREADS`.

If $iparm(60)$ is set to 0, then the in-core PARDISO is used. If $iparm(60)$ is set to 2 - the OOC PARDISO is used. If $iparm(60)$ is set to 1 - the in-core PARDISO is used if the total memory (in MBytes) needed for storing the matrix factors is less than the value of the environment variable `MKL_PARDISO_OOC_MAX_CORE_SIZE` (its default value is 2000), and OOC PARDISO is used otherwise.

The default value of $iparm(60)$ is 0.

Note that if $iparm(60)$ is equal to 1 or 2, and the total peak memory needed for strong local arrays is more than `MKL_PARDISO_OOC_MAX_CORE_SIZE`, the program stops with error -9. In this case, increase of `MKL_PARDISO_OOC_MAX_CORE_SIZE` is recommended.

OOO parameters can be set in the configuration file. You can set the path to this file and its name via environmental variable `MKL_PARDISO_OOC_CFG_PATH` and `MKL_PARDISO_OOC_CFG_FILE_NAME`.

Path and name are as follows:

```
<MKL_PARDISO_OOC_CFG_PATH >/<
MKL_PARDISO_OOC_CFG_FILE_NAME> for Linux* OS, and
<MKL_PARDISO_OOC_CFG_PATH >\<
MKL_PARDISO_OOC_CFG_FILE_NAME> for Windows* OS.
```

By default, the name of the file is `pardiso_ooc.cfg` and it is placed to the current directory.

All temporary data files can be deleted or stored when the calculations are completed in accordance with the value of the environmental variable `MKL_PARDISO_OOC_KEEP_FILE`. If it is set to 1 (default value) - all files are deleted, if it is set to 0 - all files are stored.

By default, the OOC PARDISO uses the current directory for storing data, and all work arrays associated with the matrix factors are stored in files named `ooc_temp` with different extensions. These default values can be changed by using the environmental variable `MKL_PARDISO_OOC_PATH`.

To set the environmental variables

`MKL_PARDISO_OOC_MAX_CORE_SIZE`,

`MKL_PARDISO_OOC_KEEP_FILE`, and

`MKL_PARDISO_OOC_PATH`, the configuration file should be created with the following lines:

```
MKL_PARDISO_OOC_PATH = <path>\ooc_file
```

```
MKL_PARDISO_OOC_MAX_CORE_SIZE = N
```

```
MKL_PARDISO_OOC_KEEP_FILE = 0 (or 1)
```

where `<path>` - the directory for storing data, `ooc_file` - file name without extension, `N` - memory size in MBytes, it is not recommended to set this value greater than the size of the available RAM (default value - 2000 MBytes).



WARNING. Maximum length of the path lines in the configuration files is 1000 characters.

Alternatively the environment variables can be set via command line:

```
export MKL_PARDISO_OOC_PATH = <path>/ooc_file
```

```
export MKL_PARDISO_OOC_MAX_CORE_SIZE = N
```

```
export MKL_PARDISO_OOC_KEEP_FILE = 0 (or 1)
```

for Linux* OS, and

```
set MKL_PARDISO_OOC_PATH = <path>\ooc_file
```

```
set MKL_PARDISO_OOC_MAX_CORE_SIZE = N
```

```
set MKL_PARDISO_OOC_KEEP_FILE = 0 (or 1)
```

for Windows* OS.



NOTE. The values specified in a command line have higher priorities - it means that if variable is changed in the configuration file and in the command line, OOC PARDISO uses only value defined in the command line. Setting OOC parameters via command line is recommended.

msglvl

INTEGER

Message level information. If *msglvl* = 0 then PARDISO generates no output, if *msglvl* = 1 the solver prints statistical information to the screen.

b

DOUBLE PRECISION - for real types of matrices (*mtype*=1, 2, -2 and 11) and for double precision PARDISO (*iparm*(28)=0)

REAL - for real types of matrices (*mtype*=1, 2, -2 and 11) and for single precision PARDISO (*iparm*(28)=1)

DOUBLE COMPLEX - for complex types of matrices (*mtype*=3, 6, 13, 14 and -4) and for double precision PARDISO (*iparm*(28)=0)

COMPLEX - for complex types of matrices (*mtype*=3, 6, 13, 14 and -4) and for single precision PARDISO (*iparm*(28)=1)

Array, dimension (*n*,*nrhs*). On entry, contains the right hand side vector/matrix *B*. Note that *b* is only accessed in the solution phase.

Output Parameters

pt

This parameter contains internal address pointers.

iparm

On output, some *iparm* values will report useful information, for example, numbers of non-zero elements in the factors, and so on.

iparm(7) - **number of performed iterative refinement steps.**

The number of iterative refinement steps that are actually performed during the solve step.

iparm(14) - **number of perturbed pivots.**

After factorization, *iparm*(14) contains the number of perturbed pivots during the elimination process for *mtype* =11, *mtype* =13, *mtype* =-2, *mtype* =-4, or *mtype* =-6.

***iparm*(15) - peak memory symbolic factorization.**

The parameter *iparm*(15) provides the user with the total peak memory in KBytes that the solver needed during the analysis and symbolic factorization phase. This value is only computed in phase 1.

***iparm*(16) - permanent memory symbolic factorization.**

The parameter *iparm*(16) provides the user with the permanent memory in KBytes that the solver needed from the analysis and symbolic factorization phase in the factorization and solve phases. This value is only computed in phase 1.

***iparm*(17) - memory numerical factorization and solution.**

The parameter *iparm*(17) provides the user with the total double precision memory consumption (KBytes) of the solver for the factorization and solve phases. This value is only computed in phase 2.

Note that the total peak memory solver consumption is $\max(iparm(15), iparm(16) + iparm(17))$

***iparm*(18) - number of non-zero elements in factors.**

The solver will report the numbers of non-zero elements on the factors if *iparm*(18) < 0 on entry.

***iparm*(19) - MFlops of factorization.**

Number of operations in MFlop (1.0E6 operations) that are necessary to factor the matrix *A* are returned to the user if *iparm*(19) < 0 on entry.

***iparm*(20) - CG/CGS diagnostics.**

The value is used to give CG/CGS diagnostics (for example, the number of iterations and cause of failure):

If *iparm*(20) > 0, CGS succeeded, and the number of iterations executed are reported in *iparm*(20).

If *iparm*(20) < 0, iterations executed, but CG/CGS failed.

The error report details in *iparm*(20) are of the form:

iparm(20) = - it_cgs*10 - cgs_error.

If $phase = 23$, then the factors L, U are recomputed for the matrix A and the error flag $error=0$ in case of a successful factorization. If $phase = 33$, then $error = -4$ signals the failure.

Description of cgs_error is given in the table below:

cgs_error Description

1	- fluctuations of the residuum are too large
2	- $ dx_{max_it_cgs/2} $ too large (slow convergence)
3	- stopping criterion not reached at max_it_cgs
4	- perturbed pivots caused iterative refinement
5	- factorization is too fast for this matrix. It is better to use the factorization method with $iparm(4)=0$

$iparm(22)$ - inertia: number of positive eigenvalues.

The parameter $iparm(22)$ reports the number of positive eigenvalues for symmetric indefinite matrices.

$iparm(23)$ - inertia: number of negative eigenvalues.

The parameter $iparm(23)$ reports the number of negative eigenvalues for symmetric indefinite matrices.

$iparm(30)$ - the number of equation where PARDISO detects zero or negative pivot for $MTYPE=2$ (real positive definite matrix) and $MTYPE=4$ (complex and Hermitian positive definite matrices). If the solver detects a zero or negative pivot for these matrix types, the factorization is stopped, PARDISO returns immediately with an error ($error = -4$) and $iparm(30)$ contains the number of the equation where the first zero or negative pivot is detected.

$iparm(31)$ to $iparm(59)$

These parameters are reserved for future use. Their values must be set to 0.

$iparm(61)$ - the total peak memory in MBytes that the solver used during the analysis and symbolic factorization phases if the in-core PARDISO is used. $iparm(61)$ is

	<p>returned only in the in-core mode. It is similar to <i>iparm</i>(15), but <i>iparm</i>(15) returns the value of the total peak memory for both in-core and OOC modes of PARDISO.</p> <p><i>iparm</i>(62) - the total double precision memory consumption in MBytes that the solver used during the analysis and symbolic factorization phase in the factorization and solver phases if the in-core PARDISO is used. <i>iparm</i>(62) is returned only in the in-core mode. It is similar to <i>iparm</i>(16), but <i>iparm</i>(16) returns the value of the memory consumption for both in-core and OOC modes of PARDISO.</p> <p><i>iparm</i>(63) - the total double precision memory consumption in MBytes that the solver used for factorization and solution phases if the in-core PARDISO is used. <i>iparm</i>(63) is returned only in the in-core mode. It is similar to <i>iparm</i>(17), but <i>iparm</i>(17) returns the value of the memory consumption for both in-core and OOC modes of PARDISO.</p>								
<i>b</i>	<p>On output, the array is replaced with the solution if <i>iparm</i>(6) = 1.</p>								
<i>x</i>	<p>DOUBLE PRECISION - for real types of matrices (<i>mtype</i>=1, 2, -2 and 11) and for double precision PARDISO (<i>iparm</i>(28)=0)</p> <p>REAL - for real types of matrices (<i>mtype</i>=1, 2, -2 and 11) and for single precision PARDISO (<i>iparm</i>(28)=1)</p> <p>DOUBLE COMPLEX - for complex types of matrices (<i>mtype</i>=3, 6, 13, 14 and -4) and for double precision PARDISO (<i>iparm</i>(28)=0)</p> <p>COMPLEX - for complex types of matrices (<i>mtype</i>=3, 6, 13, 14 and -4) and for single precision PARDISO (<i>iparm</i>(28)=1)</p> <p>Array, dimension (<i>n</i>,<i>nrhs</i>). On output, contains solution if <i>iparm</i>(6)=0. Note that <i>x</i> is only accessed in the solution phase.</p>								
<i>error</i>	<p>INTEGER</p> <p>The error indicator according to the below table:</p> <table> <tr> <th>error</th><th>Information</th></tr> <tr> <td>0</td><td>no error</td></tr> <tr> <td>-1</td><td>input inconsistent</td></tr> <tr> <td>-2</td><td>not enough memory</td></tr> </table>	error	Information	0	no error	-1	input inconsistent	-2	not enough memory
error	Information								
0	no error								
-1	input inconsistent								
-2	not enough memory								

<i>error</i>	Information
-3	reordering problem
-4	zero pivot, numerical factorization or iterative refinement problem
-5	unclassified (internal) error
-6	preordering failed (matrix types 11, 13 only)
-7	diagonal matrix problem
-8	32-bit integer overflow problem
-9	not enough memory for OOC
-10	problems with opening OOC temporary files
-11	read/write problems with the OOC data file

Direct Sparse Solver (DSS) Interface Routines

Intel MKL supports an alternative to the PARDISO* interface for the direct sparse solver referred to here as DSS interface. The DSS interface implements a group of user-callable routines that are used in the step-by-step solving process and exploits the general scheme described in [Linear Solvers Basics](#) for solving sparse systems of linear equations. This interface also includes one routine for gathering statistics related to the solving process and an auxiliary routine for passing character strings from Fortran routines to C routines.

The current implementation of the DSS interface additionally supports the out-of-core (OOC) version.

[Table 8-1](#) lists the names of the routines and describes their general use.

Table 8-1 DSS Interface Routines

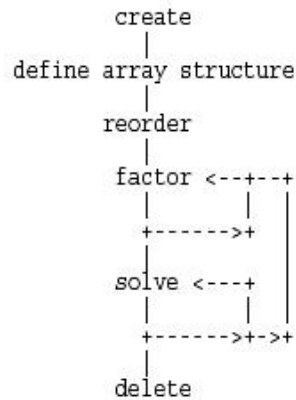
Routine	Description
<code>dss_create</code>	Initializes the solver and creates the basic data structures necessary for the solver. This routine must be called before any other DSS routine.
<code>dss_define_structure</code>	Informs the solver of the locations of the non-zero elements of the array.
<code>dss_reorder</code>	Based on the non-zero structure of the matrix, this routine computes a permutation vector to reduce fill-in during the factoring process.

Routine	Description
dss_factor_real, dss_factor_complex	Computes the LU , LDL^T or LL^T factorization of a real or complex matrix.
dss_solve_real, dss_solve_complex	Computes the solution vector for a system of equations based on the factorization computed in the previous phase.
dss_delete	Deletes all data structures created during the solving process.
dss_statistics	Returns statistics about various phases of the solving process. Gathers the following statistics: time taken to do reordering, time taken to do factorization, problem solving duration, determinant of a matrix, inertia of a matrix, number of floating point operations taken during factorization, peak memory symbolic factorization, permanent memory symbolic factorization, and memory numerical factorization and solution. This routine can be invoked in any phase of the solving process after the "reorder" phase, but before the "delete" phase. Note that appropriate argument(s) must be supplied to this routine to match the phase in which it is invoked.
mkl_cvt_to_null_terminated_str	Passes character strings from Fortran routines to C routines.

To find a single solution vector for a single system of equations with a single right hand side, the Intel MKL DSS interface routines are invoked in the order in which they are listed in [Table 8-1](#) , with the exception of `dss_statistics`, which is invoked as described in the table.

However, in certain applications it is necessary to produce solution vectors for multiple right-hand sides for a given factorization and/or factor several matrices with the same non-zero structure. Consequently, it is necessary to invoke the Intel MKL sparse routines in an order other than listed in the table. The DSS interface provides such option. The solving process is conceptually divided into six phases, as shown in [Figure 8-2](#) , that indicates the typical order(s) in which the DSS interface routines can be invoked.

Figure 8-2 Typical order for invoking DSS interface routines



See code examples that uses the DSS interface routines to solve systems of linear equations in the `examples\solver\source` folder of your Intel MKL directory (`dss_sym_f.f`, `dss_sym_c.c`, `dss_sym_f90.f90`).

DSS Interface Description

As noted in [Memory Allocation and Handles](#) section, each DSS routine reads or writes an opaque data object called a handle. It is declared as being of type `MKL_DSS_HANDLE` in this documentation. You can refer to [Memory Allocation and Handles](#) to determine the correct method for declaring a handle argument.

All other types in this documentation refer to the common Fortran types, `INTEGER`, `REAL`, `COMPLEX`, `DOUBLE PRECISION`, and `DOUBLE COMPLEX`.

C and C++ programmers should refer to [Calling Direct Sparse Solver and Preconditioner Routines From C/C++](#) section for information on mapping Fortran types to C/C++ types.

Routine Options

The DSS routines have an integer argument (referred below to as *opt*) for passing various options to the routines. The permissible values for *opt* should be specified using only the symbol constants defined in the language-specific header files (see [Implementation Details](#)). The routines accept options for setting the message and termination levels as described in [Table 8-2](#). Additionally, the routines accept the option `MKL_DSS_DEFAULTS` that establishes the documented default options for each DSS routine.

Table 8-2 Symbolic Names for the Message and Termination Levels Options

Message Level	Termination Level
MKL_DSS_MSG_LVL_SUCCESS	MKL_DSS_TERM_LVL_SUCCESS
MKL_DSS_MSG_LVL_INFO	MKL_DSS_TERM_LVL_INFO
MKL_DSS_MSG_LVL_WARNING	MKL_DSS_TERM_LVL_WARNING
MKL_DSS_MSG_LVL_ERROR	MKL_DSS_TERM_LVL_ERROR
MKL_DSS_MSG_LVL_FATAL	MKL_DSS_TERM_LVL_FATAL


The settings for message and termination levels can be set on any call to a DSS routine. However, once set to a particular level, they remain at that level until they are changed in another call to a DSS routine.

Users can specify multiple options for a DSS routine by adding the options together. For example, to set the message level to `debug` and the termination level to `error` for all the DSS routines, use the following call:

```
CALL dss_create( handle, MKL_DSS_MSG_LVL_INFO + MKL_DSS_TERM_LVL_ERROR)
```

User Data Arrays

Many of the DSS routines take arrays of user data as input. For example, user arrays are passed to the routine `dss_define_structure` to describe the location of the non-zero entries in the matrix. To minimize storage requirements and improve overall run-time efficiency, the Intel MKL DSS routines do not make copies of the user input arrays.



WARNING. The contents of these arrays cannot be modified after they are passed to one of the solver routines.

dss_create

Initializes the solver.

Syntax

```
dss_create(handle, opt)
```

Description

This routine is declared in `mk1_dss.f77` for FORTRAN 77 interface, in `mk1_dss.f90` for Fortran 90 interface, and in `mk1_dss.h` for C interface.

The routine `dss_create` initializes the solver. After the call to `dss_create`, all subsequent invocations of the Intel MKL DSS routines must use the value of `handle` returned by the routine `dss_create`.



WARNING. Do not write the value of `handle` directly.

The default value of the parameter `opt` is

`MKL_DSS_MSG_LVL_WARNING + MKL_DSS_TERM_LVL_ERROR`.

By default, the DSS routines use double precision for solving systems of linear equations. The precision used by the DSS routines can be set to single mode by specifying the following value:

`MKL_DSS_SINGLE_PRECISION`.

As for PARDISO, input data and internal arrays are required to have single precision.

This parameter can also control number of refinement steps used on the solution stage by specifying the two following values:

`MKL_DSS_REFINEMENT_OFF` - maximum number of refinement steps is set to zero;

`MKL_DSS_REFINEMENT_ON` (default value) - maximum number of refinement steps is set to 2.

This parameter can contain additionally one of two possible values to launch the out-of-core version of DSS (OOC DSS): `MKL_DSS_OOC_VARIABLE` and `MKL_DSS_OOC_STRONG`.

`MKL_DSS_OOC_STRONG` - OOC DSS is used.

`MKL_DSS_OOC_VARIABLE` - OOC DSS uses the in-core kernels of PARDISO* if there is enough memory for storing work arrays associated with the matrix factors in the main memory.

Specifically, if the memory needed for the matrix factors is less than the value of the environment variable `MKL_PARDISO_OOC_MAX_CORE_SIZE`, then the OOC version of PARDISO* uses the in-core computations, otherwise it uses the OOC computations.

The variable `MKL_PARDISO_OOC_MAX_CORE_SIZE` defines the maximum size of the main memory allowed for storing work arrays associated with the matrix factors. It is ignored if `MKL_DSS_OOC_STRONG` is set. The default value of `MKL_PARDISO_OOC_MAX_CORE_SIZE` is 2000 MBytes. This value and default path and file name for storing temporary data can be changed using the configuration file `pardiso_ooc.cfg` or command line (See more details in the [PARDISO Parameters](#) description above).



WARNING. Do not change the behavior of the OOC DSS after it is specified in the routine `dss_create`.

Input Parameters

opt INTEGER Options passing argument. The default value is MKL_DSS_MSG_LVL_WARNING + MKL_DSS_TERM_LVL_ERROR.

Output Parameters

handle Data object of the MKL_DSS_HANDLE type (see [Interface Description](#)).

Return Values

MKL_DSS_SUCCESS

MKL_DSS_INVALID_OPTION

MKL_DSS_OUT_OF_MEMORY

dss_define_structure

Communicates locations of non-zero elements in the matrix to the solver.

Syntax

```
dss_define_structure(handle, opt, rowIndex, nRows, nCols, columns, nNonZeros);
```

Description

This routine is declared in `mkl_dss.f77` for FORTRAN 77 interface, in `mkl_dss.f90` for Fortran 90 interface, and in `mkl_dss.h` for C interface.

The routine `dss_define_structure` communicates the locations of the *nNonZeros* number of non-zero elements in a matrix of *nRows* by *nCols* size to the solver.

Note that currently the Intel MKL DSS software operates only on square matrices, so *nRows* must be equal to *nCols*.

To communicate the locations of non-zeros in the matrix, do the following:

1. Define the general non-zero structure of the matrix by specifying the value for the options argument *opt*. You can set the following values for real matrices:
 - MKL_DSS_SYMMETRIC_STRUCTURE
 - MKL_DSS_SYMMETRIC

- MKL_DSS_NON_SYMMETRIC

and for complex matrices:

- MKL_DSS_SYMMETRIC_STRUCTURE_COMPLEX
- MKL_DSS_SYMMETRIC_COMPLEX
- MKL_DSS_NON_SYMMETRIC_COMPLEX

The information about the matrix type must be defined in `dss_define_structure` starting from the 10.2 release.

2. Provide the actual locations of the non-zeros by means of the arrays `rowIndex` and `columns` (see [Sparse Matrix Storage Format](#)).

Input Parameters

<code>opt</code>	INTEGER. Options passing argument. The default option for the matrix structure is MKL_DSS_SYMMETRIC.
<code>rowIndex</code>	INTEGER. Array of size $\min(nRows, nCols)+1$. Defines the location of non-zero entries in the matrix.
<code>nRows</code>	INTEGER. Number of rows in the matrix.
<code>nCols</code>	INTEGER. Number of columns in the matrix.
<code>columns</code>	INTEGER. Array of size <code>nNonZeros</code> . Defines the location of non-zero entries in the matrix.
<code>nNonZeros</code>	INTEGER. Number of non-zero elements in the matrix.



WARNING. Pointers to the `rowIndex` and `columns` are stored in the handle. These arrays are used when the solver runs. Do not free or delete them before calling `dss_solve_real` or `dss_solver_complex`.

Output Parameters

<code>handle</code>	Data object of the MKL_DSS_HANDLE type (see Interface Description).
---------------------	--

Return Values

MKL_DSS_SUCCESS

```

MKL_DSS_STATE_ERR
MKL_DSS_INVALID_OPTION
MKL_DSS_COL_ERR
MKL_DSS_NOT_SQUARE
MKL_DSS_TOO_FEW_VALUES
MKL_DSS_TOO_MANY_VALUES

```

dss_reorder

Computes permutation vector that minimizes the fill-in during the factorization phase.

Syntax

```
dss_reorder(handle, opt, perm)
```

Description

This routine is declared in `mkl_dss.f77` for FORTRAN 77 interface, in `mkl_dss.f90` for Fortran 90 interface, and in `mkl_dss.h` for C interface.

If `opt` contains the option `MKL_DSS_AUTO_ORDER`, then the routine `dss_reorder` computes a permutation vector that minimizes the fill-in during the factorization phase. For this option, the `perm` array is never accessed.

If `opt` contains the option `MKL_DSS_METIS_OPENMP_ORDER`, then the routine `dss_reorder` computes permutation vector using the parallel (OpenMP) nested dissections algorithm to minimize the fill-in during the factorization phase. This option can be used to decrease the time of `dss_reorder` call on multi-core computers. For this option, the `perm` array is also never accessed.

If `opt` contains the option `MKL_DSS_MY_ORDER`, then the array `perm` is considered to be a permutation vector supplied by the user. In this case, the array `perm` is of length `nRows`, where `nRows` is the number of rows in the matrix as defined by the previous call to [dss_define_structure](#).

If `opt` contains the option `MKL_DSS_GET_ORDER`, then the permutation vector computed during the `dss_reorder` call is copied to the array `perm`. In this case the array `perm` must be allocated by the user beforehand. The permutation vector is computed in the same way as if the option `MKL_DSS_AUTO_ORDER` is set.

Input Parameters

<i>opt</i>	INTEGER. Option passing argument. The default option for the permutation type is <code>MKL_DSS_AUTO_ORDER</code> .
<i>perm</i>	INTEGER. Array of length <i>nRows</i> . Contains a user-defined permutation vector (accessed only if <i>opt</i> contains <code>MKL_DSS_MY_ORDER</code> or <code>MKL_DSS_GET_ORDER</code>).

Output Parameters

<i>handle</i>	Data object of the <code>MKL_DSS_HANDLE</code> type (see Interface Description).
---------------	---

Return Values

`MKL_DSS_SUCCESS`
`MKL_DSS_STATE_ERR`
`MKL_DSS_INVALID_OPTION`
`MKL_DSS_OUT_OF_MEMORY`

dss_factor_real, dss_factor_complex

Compute factorization of the matrix with previously specified location.

Syntax

```

dss_factor_real(handle, opt, rValues)
dss_factor_complex(handle, opt, cValues)

```

Description

This routine is declared in `mkl_dss.f77` for FORTRAN 77 interface, in `mkl_dss.f90` for Fortran 90 interface, and in `mkl_dss.h` for C interface.

These routines compute factorization of the matrix whose non-zero locations were previously specified by a call to [dss_define_structure](#) and whose non-zero values are given in the array *rValues* or *cValues*. The arrays *rValues* and *cValues* are assumed to be of length *nNonZeros* as defined in a previous call to `dss_define_structure`.

The *opt* argument should contain one of the following options:

- MKL_DSS_POSITIVE_DEFINITE,
- MKL_DSS_INDEFINITE,
- MKL_DSS_HERMITIAN_POSITIVE_DEFINITE,
- MKL_DSS_HERMITIAN_INDEFINITE ,

depending on whether the non-zero values in *rValues* and *cValues* describe a positive definite, indefinite, or Hermitian matrix.



NOTE. This routine supports the Progress Routine feature. See [Progress Function](#) section for details.

Input Parameters

<i>handle</i>	Data object of the MKL_DSS_HANDLE type (see Interface Description).
<i>opt</i>	INTEGER Options passing argument. The default option for the matrix type is MKL_DSS_POSITIVE_DEFINITE.
<i>rValues</i>	DOUBLE PRECISION. Array of size <i>nNonZeros</i> . Contains real non-zero elements of the matrix.
<i>cValues</i>	DOUBLE COMPLEX. Array of size <i>nNonZeros</i> . Contains complex non-zero elements of the matrix.

Return Values

MKL_DSS_SUCCESS
 MKL_DSS_STATE_ERR
 MKL_DSS_INVALID_OPTION
 MKL_DSS_OPTION_CONFLICT
 MKL_DSS_OUT_OF_MEMORY
 MKL_DSS_ZERO_PIVOT

dss_solve_real, dss_solve_complex

Compute the corresponding solutions vector and place it in the output array.

Syntax

```
dss_solve_real(handle, opt, rRhsValues, nRhs, rSolValues)
```

```
dss_solve_complex(handle, opt, cRhsValues, nRhs, cSolValues)
```

Description

These routines are declared in `mk1_dss.f77` for FORTRAN 77 interface, in `mk1_dss.f90` for Fortran 90 interface, and in `mk1_dss.h` for C interface.

For each right hand side column vector defined in the arrays `rRhsValues` or `cRhsValues`, these routines compute the corresponding solutions vector and place it in the arrays `rSolValues` or `cSolValues`.

The lengths of the right-hand side and solution vectors, `nCols` and `nRows` respectively, are assumed to have been defined in a previous call to [dss_define_structure](#).

By default, both routines perform full solution step (it corresponds to `phase = 33` in PARDISO). The parameter `opt` allows to calculate the final solution step-by-step, calling forward and backward substitutions. If it is set to `MKL_DSS_FORWARD_SOLVE` - the forward substitution (corresponding to `phase = 331` in PARDISO) is performed, if it is set to `MKL_DSS_DIAGONAL_SOLVE` - the diagonal substitution (corresponding to `phase = 332` in PARDISO) is performed, and if it is set to `MKL_DSS_BACKWARD_SOLVE` - the backward substitution (corresponding to `phase = 333` in PARDISO) is performed. For more details about using these substitutions for different types of matrices, see [description of the PARDISO solver](#).

This parameter also can control number of refinement steps that is used on the solution stage: if it is set to `MKL_DSS_REFINEMENT_OFF`, the maximum number of refinement steps equal to zero, and if it is set to `MKL_DSS_REFINEMENT_ON` (default value), the maximum number of refinement steps is equal to 2.

Input Parameters

<code>handle</code>	Data object of the <code>MKL_DSS_HANDLE</code> type (see Interface Description).
<code>opt</code>	INTEGER. Options passing argument.

<i>nRhs</i>	INTEGER. Number of the right-hand sides in the linear equation.
<i>rRhsValues</i>	DOUBLE PRECISION. Array of size <i>nRows</i> by <i>nRhs</i> . Contains real right-hand side vectors.
<i>cRhsValues</i>	DOUBLE COMPLEX. Array of size <i>nRows</i> by <i>nRhs</i> . Contains complex right-hand side vectors.

Output Parameters

<i>rSolValues</i>	DOUBLE PRECISION. Array of size <i>nCols</i> by <i>nRhs</i> . Contains real solution vectors.
<i>cSolValues</i>	DOUBLE COMPLEX. Array of size <i>nCols</i> by <i>nRhs</i> . Contains complex solution vectors.

Return Values

MKL_DSS_SUCCESS
 MKL_DSS_STATE_ERR
 MKL_DSS_INVALID_OPTION
 MKL_DSS_OUT_OF_MEMORY

dss_delete

Deletes all of data structures created during the solutions process.

Syntax

```
dss_delete(handle, opt)
```

Description

This routine is declared in `mk1_dss.f77` for FORTRAN 77 interface, in `mk1_dss.f90` for Fortran 90 interface, and in `mk1_dss.h` for C interface.

The routine `dss_delete` deletes all data structures created during the solving process.

Input Parameters

opt INTEGER. Options passing argument. The default value is MKL_DSS_MSG_LVL_WARNING + MKL_DSS_TERM_LVL_ERROR.

Output Parameters

handle Data object of the MKL_DSS_HANDLE type (see [Interface Description](#)).

Return Values

MKL_DSS_SUCCESS

MKL_DSS_INVALID_OPTION

MKL_DSS_OUT_OF_MEMORY

dss_statistics

Returns statistics about various phases of the solving process.

Syntax

`dss_statistics(handle, opt, statArr, retValues)`

Description

This routine is declared in `mk1_dss.f77` for FORTRAN 77 interface, in `mk1_dss.f90` for Fortran 90 interface, and in `mk1_dss.h` for C interface.

The `dss_statistics` routine returns statistics about various phases of the solving process. This routine gathers the following statistics:

- time taken to do reordering,
- time taken to do factorization,
- problem solving duration,
- determinant of a matrix,
- inertia of a matrix,
- number of floating point operations taken during factorization,
- total peak memory needed during the analysis and symbolic factorization,

- permanent memory needed from the analysis and symbolic factorization,
- memory consumption for the factorization and solve phases.

Statistics are returned in accordance with the input string specified by the parameter *statArr*. The value of the statistics is returned in double precision in a return array allocated by user.

For multiple statistics, multiple string constants separated by commas can be used as input. Return values are put into the return array in the same order as specified in the input string.

Statistics must be requested only at the appropriate stages of the solving process. For example, inquiring about *FactorTime* before a matrix is factored leads to errors.

The following table shows the point at which each individual statistics item can be called:

Table 8-3 Statistics Calling Sequences

Type of Statistics	When to Call
ReorderTime	After <i>dss_reorder</i> is completed successfully.
FactorTime	After <i>dss_factor_real</i> or <i>dss_factor_complex</i> is completed successfully.
SolveTime	After <i>dss_solve_real</i> or <i>dss_solve_complex</i> is completed successfully.
Determinant	After <i>dss_factor_real</i> or <i>dss_factor_complex</i> is completed successfully.
Inertia	After <i>dss_factor_real</i> is completed successfully and the matrix is real, symmetric, and indefinite.
Flops	After <i>dss_factor_real</i> or <i>dss_factor_complex</i> is completed successfully.
Peakmem	After <i>dss_reorder</i> is completed successfully.
Factormem	After <i>dss_reorder</i> is completed successfully.
Solvemem	After <i>dss_factor_real</i> or <i>dss_factor_complex</i> is completed successfully.

Input Parameters

<i>handle</i>	Data object of the <i>MKL_DSS_HANDLE</i> type (see Interface Description).
<i>opt</i>	INTEGER. Options passing argument.
<i>statArr</i>	STRING. Input string that defines the type of the returned statistics. The parameter can include one or more of the following string constants (case of the input string has no effect):
ReorderTime	Amount of time taken to do the reordering.

FactorTime	Amount of time taken to do the factorization.
SolveTime	Amount of time taken to solve the problem after factorization.
Determinant	<p>Determinant of the matrix A.</p> <p>For real matrices: the determinant is returned as det_pow, det_base in two consecutive return array locations, where $1.0 \leq \text{abs}(det_base) < 10.0$ and $determinant = det_base * 10^{(det_pow)}$.</p> <p>For complex matrices: the determinant is returned as det_pow, det_re, det_im in three consecutive return array locations, where $1.0 \leq \text{abs}(det_re) + \text{abs}(det_im) < 10.0$ and $determinant = det_re + det_im * 10^{(det_pow)}$.</p>
Inertia	<p>Inertia of a real symmetric matrix is defined as a triplet of nonnegative integers (p, n, z), where p is the number of positive eigenvalues, n is the number of negative eigenvalues, and z is the number of zero eigenvalues.</p> <p>$Inertia$ is returned as three consecutive return array locations as p, n, z.</p> <p>Computing $Inertia$ is recommended only for stable matrices. Unstable matrices can lead to incorrect results.</p> <p>$Inertia$ of a k-by-k real symmetric positive definite matrix is always $(k, 0, 0)$. Therefore $Inertia$ is returned only in cases of real symmetric indefinite matrices. For all other matrix types, an error message is returned.</p>
Flops	Number of floating point operations performed during the factorization.

Peakmem	Total peak memory in KBytes that the solver needs during the analysis and symbolic factorization phase.
Factormem	Permanent memory in KBytes that the solver needs from the analysis and symbolic factorization phase in the factorization and solve phases.
Solvemem	Total double precision memory consumption (KBytes) of the solver for the factorization and solve phases.



NOTE. To avoid problems in passing strings from Fortran to C, Fortran users must call the `mkl_cvt_to_null_terminated_str` routine before calling `dss_statistics`. Refer to the description of [mkl_cvt_to_null_terminated_str](#) for details.

Output Parameters

retValues DOUBLE PRECISION. Value of the statistics returned.

Finding “time used to reorder” and “inertia” of a matrix.

The example below illustrates the use of the `dss_statistics` routine.

To find the above values, call `dss_statistics(handle, opt, statArr, retValues)`, where *statArr* is “ReorderTime,Inertia”

In this example, *retValues* has the following values:

Return Values

```
MKL_DSS_SUCCESS
MKL_DSS_STATISTICS_INVALID_MATRIX
MKL_DSS_STATISTICS_INVALID_STATE
MKL_DSS_STATISTICS_INVALID_STRING
```


mkl_cvt_to_null_terminated_str

Passes character strings from Fortran routines to C routines.

Syntax

```
mkl_cvt_to_null_terminated_str (destStr, destLen, srcStr)
```

Description

This routine is declared in `mkl_dss.f77` for FORTRAN 77 interface and in `mkl_dss.f90` for Fortran 90 interface.

The routine `mkl_cvt_to_null_terminated_str` passes character strings from Fortran routines to C routines. The strings are converted into integer arrays before being passed to C. Using this routine avoids the problems that can occur on some platforms when passing strings from Fortran to C. The use of this routine is highly recommended.

Input Parameters

<i>destLen</i>	INTEGER. Length of the output array <i>destStr</i> .
<i>srcStr</i>	STRING. Input string.

Output Parameters

<i>destStr</i>	INTEGER. One-dimensional array of integer.
----------------	--

Implementation Details

Several aspects of the Intel MKL DSS interface are platform-specific and language-specific. To promote portability across platforms and ease of use across different languages, one of the following Intel MKL DSS language-specific header files can be included:

- `mkl_dss.f77` for F77 programs
- `mkl_dss.f90` for F90 programs
- `mkl_dss.h` for C programs

These header files define symbolic constants for error returns, function options, certain defined data types, and function prototypes.



NOTE. Constants for options, error returns, and message severities must be referred only by the symbolic names that are defined in these header files. Use of the Intel MKL DSS software without including one of the above header files is not supported.

Memory Allocation and Handles

To simplify the use of the Intel MKL DSS routines, they do not require the user to allocate any temporary working storage. The solver itself allocates any required storage. To enable multiple users to access the solver simultaneously, the solver keeps track of the storage allocated for a particular application by using an opaque data object called a *handle*.

Each of the Intel MKL DSS routines creates, uses or deletes a handle. Consequently, user programs must be able to allocate storage for a handle. The exact syntax for allocating storage for a handle varies from language to language. To standardize the handle declarations, the language-specific header files declare constants and defined data types that should be used when declaring a handle object in the user code.

Fortran 90 programmers should declare a handle as:

```
INCLUDE "mkl_dss.f90"

TYPE (MKL_DSS_HANDLE) handle
```

C and C++ programmers should declare a handle as:

```
#include "mkl_dss.h"

_MKL_DSS_HANDLE_t handle;
```

FORTRAN 77 programmers using compilers that support eight byte integers, should declare a handle as:

```
INCLUDE "mkl_dss.f77"

INTEGER*8 handle
```

Otherwise they should replace the `INTEGER*8` data types with the `DOUBLE PRECISION` data type.

In addition to the definition for the correct declaration of a handle, the include file also defines the following:

- function prototypes for languages that support prototypes
- symbolic constants that are used for the error returns
- user options for the solver routines
- message severity.

Iterative Sparse Solvers based on Reverse Communication Interface (RCI ISS)

Intel MKL supports the iterative sparse solvers (ISS) based on the reverse communication interface (RCI), referred to here as . The RCI ISS interface implements a group of user-callable routines that are used in the step-by-step solving process of a symmetric positive definite system (RCI Conjugate Gradient Solver, or RCI CG), and of a non-symmetric indefinite (non-degenerate) system (RCI Flexible Generalized Minimal RESidual Solver, or RCI FGMRES) of linear algebraic equations and exploits the general RCI scheme described in [Dong95].

See the [Linear Solvers Basics](#) for discussion of terms and concepts related to the ISS routines.

RCI means that when the solver needs the results of certain operations (for example, matrix-vector multiplications), the user himself must perform them and pass the result to the solver. This gives the great universality to the solver as it is independent of the specific implementation of the operations like the matrix-vector multiplication. To perform such operations, the user can use the built-in sparse matrix-vector multiplications and triangular solvers routines (see [Sparse BLAS Level 2 and Level 3](#)).



NOTE. The RCI CG solver is implemented in two versions: for system of equations with single right hand side, and for system of equations with multiple right hand sides.

The CG method may fail to compute the solution or compute the wrong solution if the matrix of the system is not symmetric and positive definite.

The FGMRES method may fail if the matrix is degenerate.

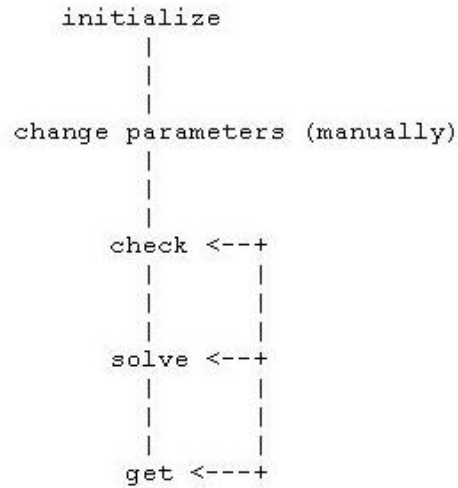
Table 8-4 lists the names of the routines, and describes their general use.

Table 8-4 RCI ISS Interface Routines

Routine	Description
<code>dcg_init</code> , <code>dcgmrhs_init</code> , <code>dfgmres_init</code>	Initializes the solver.
<code>dcg_check</code> , <code>dcgmrhs_check</code> , <code>dfgmres_check</code>	Checks the consistency and correctness of the user defined data.
<code>dcg</code> , <code>dcgmrhs</code> , <code>dfgmres</code>	Computes the approximate solution vector.
<code>dcg_get</code> , <code>dcgmrhs_get</code> , <code>dfgmres_get</code>	Retrieves the number of the current iteration.

The Intel MKL RCI ISS interface routines are normally invoked in the order listed in [Table 8-4](#), with the exception of `dcg_get`, `dcgmrhs_get`, and `dfgmres_get` routines that can be invoked at any place in the code. However, in this case some precautions should be taken to avoid the wrong results. Advanced users can change that order if they need it. Others should follow the above order of calls.

The following diagram in [Figure 8-3](#) indicates the typical order in which the RCI ISS interface routines can be invoked.

Figure 8-3 Typical Order for Invoking RCI ISS interface Routines

The following pseudocode shows the general schemes of using the RCI CG routines.

...

generate matrix *A*

generate preconditioner *C* (optional)

call `dcg_init(n, x, b, RCI_request, ipar, dpar, tmp)`

change parameters in *ipar*, *dpar* if necessary

call `dcg_check(n, x, b, RCI_request, ipar, dpar, tmp)`

1 call `dcg(n, x, b, RCI_request, ipar, dpar, tmp)`

if (*RCI_request*.eq.1) then

multiply the matrix *A* by *tmp*(1:*n*,1) and put the result in *tmp*(1:*n*,2)

It is possible to use [MKL Sparse BLAS Level 2](#) subroutines for this operation

c proceed with CG iterations

goto 1

```

endif
if (RCI_request.eq.2) then
  do the stopping test
  if (test not passed) then
c  proceed with CG iterations
    go to 1
  else
c  stop CG iterations
    goto 2
  endif
endif
if (RCI_request.eq.3) then (optional)
  apply the preconditioner C inverse to tmp(1:n,3) and put the result in tmp(1:n,4)
c  proceed with CG iterations
  goto 1
end
2 call dcg_get(n, x, b, RCI_request, ipar, dpar, tmp, itercount)
  current iteration number is in itercount
  the computed approximation is in the array x

```

And the following pseudocode shows the general schemes of using the RCI FGMRES routines.

...

generate matrix *A*

generate preconditioner *C* (optional)

```

  call dfgmres_init(n, x, b, RCI_request, ipar, dpar, tmp)
  change parameters in ipar, dpar if necessary
  call dfgmres_check(n, x, b, RCI_request, ipar, dpar, tmp)
1 call dfgmres(n, x, b, RCI_request, ipar, dpar, tmp)
  if (RCI_request.eq.1) then
    multiply the matrix A by tmp(ipar(22)) and put the result in tmp(ipar(23))

```

It is possible to use [MKL Sparse BLAS Level 2](#) subroutines for this operation

```
c  proceed with FGMRES iterations
    goto 1
endif
if (RCI_request.eq.2) then
    do the stopping test
    if (test not passed) then
c  proceed with FGMRES iterations
        go to 1
    else
c  stop FGMRES iterations
        goto 2
    endif
endif
if (RCI_request.eq.3) then (optional)
    apply the preconditioner  $C$  inverse to  $tmp(ipar(22))$  and put the result in  $tmp(ipar(23))$ 
c  proceed with FGMRES iterations
    goto 1
endif
if (RCI_request.eq.4) then
    check the norm of the next orthogonal vector, it is contained in  $dpar(7)$ 
    if (the norm is not zero up to rounding/computational errors) then
c  proceed with FGMRES iterations
        goto 1
    else
c  stop FGMRES iterations
        goto 2
    endif
endif
```

```
2 call dfgmres_get(n, x, b, RCI_request, ipar, dpar, tmp, itercount)
```

current iteration number is in *itercount*

the computed approximation is in the array *x*

Note that for the FGMRES method the array *x* initially contains the current initial approximation to the solution that can be updated only by calling the routine `dfgmres_get`. It updates the solution in accordance with the computations performed by the routine `dfgmres`.

The above pseudocodes demonstrate two main differences in the use of RCI CG and RCI FGMRES interfaces. The first difference relates to *RCI_request*=3 (different locations in the *tmp* array, which is 2-dimensional for CG and 1-dimensional for FGMRES). The second difference relates to *RCI_request*=4 (the RCI CG interface never produces *RCI_request*=4).

Code examples that use the RCI ISS interface routines to solve systems of linear equations can be found in the `examples\solver\source` folder of your Intel MKL directory (`cg_no_precon.f`, `cg_no_precon.c.c`, `cg_mrhs.f`, `cg_mrhs_precond.f`, `cg_mrhs_stop_crt.f`, `fgmres_no_precon.f.f`, `fgmres_no_precon.c.c`).

CG Interface Description

All types in this documentation refer to the common Fortran types, `INTEGER`, and `DOUBLE PRECISION`.

C and C++ programmers should refer to the section [Calling Sparse Solver and Preconditioner Routines From C/C++](#) for information on mapping Fortran types to C/C++ types.

Each routine for the RCI CG solver is implemented in two versions: for a system of equations with a single right hand side (SRHS), and for a system of equations with multiple right hand sides (MRHS). The names of routines for a system with MRHS contain the suffix `mrhs`.

Routines Options

All of the RCI CG routines have parameters for passing various options to the routines. The values for these parameters should be specified very carefully (see [CG Common Parameters](#)), and they can be changed during computations according to the user's needs.



NOTE. Provide correct and consistent parameters to the subroutines to avoid fails or wrong results.

User Data Arrays

Many of the RCI CG routines take arrays of user data as input. For example, user arrays are passed to the routine `dcg` to compute the solution of a system of linear algebraic equations. The Intel MKL RCI CG routines do not make copies of the user input arrays to minimize storage requirements and improve overall run-time efficiency.

CG Common Parameters



NOTE. The default and initial values listed below are assigned to the parameters by calling the `dcg_init/dcgmrhs_init` routine.

<i>n</i>	- INTEGER, this parameter sets the size of the problem in the <code>dcg_init/dcgmrhs_init</code> routine. All the other routines uses the <code>ipar(1)</code> parameter instead.
<i>x</i>	- DOUBLE PRECISION array of size <i>n</i> for SRHS, or matrix of size <i>n</i> -by- <i>nrhs</i> for MRHS. This parameter contains the current approximation to the solution. Before the first call to the <code>dcg/dcgmrhs</code> routine, it contains the initial approximation to the solution.
<i>nrhs</i>	- INTEGER, this parameter sets the number of right-hand sides for MRHS routines.
<i>b</i>	- DOUBLE PRECISION array containing a single right-hand side vector, or matrix (<i>nrhs</i> , <i>n</i>) containing right-hand side vectors.
<i>RCI_request</i>	- INTEGER, this parameter informs about the result of work of the RCI CG routines. The negative values of the parameter indicate that the routine is completed with errors or warnings. The 0 value indicates the successful completion of the task. The positive values mean that the user must perform certain actions, specifically: <div style="margin-left: 20px;"> <i>RCI_request</i>= 1 - to multiply the matrix by <i>tmp</i> (1:<i>n</i>,1), put the result in <i>tmp</i> (1:<i>n</i>,2), and return the control to the <code>dcg/dcgmrhs</code> routine; <i>RCI_request</i>= 2 - to perform the stopping tests. If they fail, return the control to the <code>dcg/dcgmrhs</code> routine. Otherwise, the solution is found and stored in the <i>x</i> array; </div>

RCI_request = 3 - for SRHS: to apply the preconditioner to *tmp(1:n,3)*, put the result in *tmp(1:n,4)*, and return the control to the *dcg* routine;
 - for MRHS: to apply the preconditioner to *tmp(:,3+ipar(3))*, put the result in *tmp(:,3)*, and return the control to the *dcgmrhs* routine.

Note that the *dcg_get*/*dcgmrhs_get* routine does not change the parameter *RCI_request*. This enables to use this routine inside the Reverse Communication computations.

ipar

- INTEGER array, of size 128 for SRHS, and of size (128+2**nrhs*) for MRHS; this parameter specifies the integer set of data for the RCI CG computations:

ipar(1) - specifies the size of the problem. The *dcg_init*/*dcgmrhs_init* routine assigns *ipar*(1)=*n*. All the other routines uses this parameter instead of *n*. There is no default value for this parameter.

ipar(2) - specifies the type of output for error and warning messages generated by the RCI CG routines. The default value 6 means that all messages are displayed on the screen. Otherwise the error and warning messages are written to the newly created files *dcg_errors.txt* and *dcg_check_warnings.txt* respectively. Note that if *ipar*(6) and *ipar*(7) parameters are set to 0, error and warning messages are not generated at all.

ipar(3) - for SRHS: contains the current stage of the RCI CG computations, the initial value is 1;
 - for MRHS: contains the right-hand side for which the calculations are currently performed.



WARNING. Avoid altering this variable during computations.

<i>ipar</i> (4)	- contains the current iteration number, the initial value is 0.
<i>ipar</i> (5)	- specifies the maximum number of iterations, the default value is $\min\{150, n\}$.
<i>ipar</i> (6)	- if the value is not equal to 0, the routines output error messages in accordance with the parameter <i>ipar</i> (2). Otherwise, the routines do not output error messages at all, but return a negative value of the parameter <i>RCI_request</i> . The default value is 1.
<i>ipar</i> (7)	- if the value is not equal to 0, the routines output warning messages in accordance with the parameter <i>ipar</i> (2). Otherwise, the routines do not output warning messages at all, but they return a negative value of the parameter <i>RCI_request</i> . The default value is 1.
<i>ipar</i> (8)	- if the value is not equal to 0, the <i>dcg/dcgmrhs</i> routine performs the stopping test for the maximum number of iterations, namely, $ipar(4) \leq ipar(5)$. Otherwise, the method is stopped and the corresponding value is assigned to the <i>RCI_request</i> . If the value is 0, the routine does not perform this stopping test. The default value is 1.
<i>ipar</i> (9)	- if the value is not equal to 0, the <i>dcg/dcgmrhs</i> routine performs the residual stopping test, namely, $dpar(5) \leq dpar(4) = dpar(1) * dpar(3) + dpar(2)$. Otherwise, the method is stopped and corresponding value is assigned to the <i>RCI_request</i> . If the value is 0, the routine does not perform this stopping test. The default value is 0.
<i>ipar</i> (10)	- if the value is not equal to 0, the <i>dcg/dcgmrhs</i> routine requests a user-defined stopping test by setting the output parameter

RCI_request=2. If the value is 0, the routine does not perform the user defined stopping test. The default value is 1.



NOTE. At least one of the parameters *ipar*(8)-*ipar*(10) must be set to 1.

ipar(11)

- if the value is equal to 0, the *dcg/dcgmrhs* routine runs the non-preconditioned version of the corresponding Conjugate Gradient method. Otherwise, the routine runs the preconditioned version of the Conjugate Gradient method, and requests the user to perform the preconditioning step by setting the output parameter *RCI_request*=3. The default value is 0.

ipar(11:128),
ipar(11:128+2**nrhs*)

are reserved and not used in the current RCI CG SRHS and MRHS routines respectively.



NOTE. Advanced users can define the array in the code using RCI CG SRHS as `INTEGER ipar(11)`. However, to guarantee compatibility with the future releases of Intel MKL, declaring the array *ipar* with length 128 is highly recommended.

dpar

- DOUBLE PRECISION array, for SRHS of size 128, for MRHS of size (128+2**nrhs*); this parameter is used to specify the double precision set of data for the RCI CG computations, specifically:

dpar(1)

- specifies the relative tolerance. The default value is 1.0D-6.

dpar(2)

- specifies the absolute tolerance. The default value is 0.0D-0.

<code>dpar(3)</code>	- specifies the square norm of the initial residual (if it is computed in the <code>dcg/dcgmrhs</code> routine). The initial value is 0.
<code>dpar(4)</code>	- service variable equal to $dpar(1) * dpar(3) + dpar(2)$ (if it is computed in the <code>dcg/dcgmrhs</code> routine). The initial value is 0.
<code>dpar(5)</code>	- specifies the square norm of the current residual. The initial value is 0.0.
<code>dpar(6)</code>	- specifies the square norm of residual from the previous iteration step (if available). The initial value is 0.0.
<code>dpar(7)</code>	- contains the <i>alpha</i> parameter of the CG method. The initial value is 0.0.
<code>dpar(8)</code>	- contains the <i>beta</i> parameter of the CG method, it is equal to $dpar(5) / dpar(6)$ The initial value is 0.0.
<code>dpar(9:128),</code> <code>dpar(9:128+2*nrhs)</code>	are reserved and not used in the current RCI CG SRHS and MRHS routines respectively.



NOTE. Advanced users can define this array in the code using RCI CG SRHS as `DOUBLE PRECISION dpar(8)`. However, to guarantee compatibility with the future releases of Intel MKL, declaring the array `dpar` with length 128 is highly recommended.

`tmp`

- DOUBLE PRECISION array of size $(n, 4)$ for SRHS, and $(n, 3+nrhs)$ for MRHS. This parameter is used to supply the double precision temporary space for the RCI CG computations, specifically:

<code>tmp(:, 1)</code>	- specifies the current search direction. The initial value is 0.0.
------------------------	---

<code>tmp(:, 2)</code>	- contains the matrix multiplied by the current search direction. The initial value is 0.0.
<code>tmp(:, 3)</code>	- contains the current residual. The initial value is 0.0.
<code>tmp(:, 4)</code>	- contains the inverse of the preconditioner applied to the current residual. There is no initial value for this parameter.



NOTE. Advanced users can define this array in the code using RCI CG SRHS as `DOUBLE PRECISION tmp(n, 3)` if they run only non-preconditioned CG iterations.

FGMRES Interface Description

All types in this documentation refer to the common Fortran types, `INTEGER`, and `DOUBLE PRECISION`.

C and C++ programmers should refer to the section [Calling Sparse Solver Routines From C/C++](#) for information on mapping Fortran types to C/C++ types.

Routines Options

All of the RCI FGMRES routines have parameters for passing various options to the routines. The values for these parameters should be specified very carefully (see [FGMRES Common Parameters](#)), and they can be changed during computations according to the user's needs.



NOTE. Provide correct and consistent parameters to the subroutines to avoid fails or wrong results.

User Data Arrays


Many of the RCI FGMRES routines take arrays of user data as input. For example, user arrays are passed to the routine `dfgmres` to compute the solution of a system of linear algebraic equations. To minimize storage requirements and improve overall run-time efficiency, the Intel MKL RCI FGMRES routines do not make copies of the user input arrays.

FGMRES Common Parameters



NOTE. The default and initial values listed below are assigned to the parameters by calling the `dfgmres_init` routine.

<code>n</code>	- INTEGER, this parameter sets the size of the problem in the <code>dfgmres_init</code> routine. All the other routines uses <code>ipar(1)</code> parameter instead.
<code>x</code>	- DOUBLE PRECISION array, this parameter contains the current approximation to the solution vector. Before the first call to the <code>dfgmres</code> routine, it contains the initial approximation to the solution vector.
<code>b</code>	- DOUBLE PRECISION array, this parameter contains the right-hand side vector. Depending on user requests, it may later contain the approximate solution.
<code>RCI_request</code>	- INTEGER, this parameter informs about the result of work of the RCI FGMRES routines. The negative values of the parameter indicate that the routine is completed with errors or warnings. The 0 value indicates the successful completion of the task. The positive values mean that the user must perform certain actions, specifically: <div style="margin-left: 20px;"> <code>RCI_request= 1</code> - multiply the matrix by <code>tmp(ipar(22))</code>, put the result in <code>tmp(ipar(23))</code>, and return the control to the <code>dfgmres</code> routine; <code>RCI_request= 2</code> - perform the stopping tests. If they fail, return the control to the <code>dfgmres</code> routine. Otherwise, the solution can be updated by a subsequent call to <code>dfgmres_get</code> routine; </div>

	<code>RCI_request= 3</code>	- apply the preconditioner to <code>tmp(ipar(22))</code> , put the result in <code>tmp(ipar(23))</code> , and return the control to the <code>dfgmres</code> routine.
	<code>RCI_request= 4</code>	- check if the norm of the current orthogonal vector is not zero within the rounding/computational errors. Return the control to the <code>dfgmres</code> routine if it is not zero, otherwise complete the solution process by calling <code>dfgmres_get</code> routine.
<code>ipar(128)</code>		- INTEGER array, this parameter specifies the integer set of data for the RCI FGMRES computations:
	<code>ipar(1)</code>	- specifies the size of the problem. The <code>dfgmres_init</code> routine assigns <code>ipar(1)=n</code> . All the other routines uses this parameter instead of <code>n</code> . There is no default value for this parameter.
	<code>ipar(2)</code>	- specifies the type of output for error and warning messages that are generated by the RCI FGMRES routines. The default value 6 means that all messages are displayed on the screen. Otherwise the error and warning messages are written to the newly created file <code>MKL_RCI_FGMRES_Log.txt</code> . Note that if <code>ipar(6)</code> and <code>ipar(7)</code> parameters are set to 0, error and warning messages are not generated at all.
	<code>ipar(3)</code>	- contains the current stage of the RCI FGMRES computations, the initial value is 1.
<div>  WARNING. Avoid altering this variable during computations. </div>		
	<code>ipar(4)</code>	- contains the current iteration number. The initial value is 0.
	<code>ipar(5)</code>	- specifies the maximum number of iterations. The default value is $\min\{150, n\}$.

<i>ipar</i> (6)	- if the value is not equal to 0, the routines output error messages in accordance with the parameter <i>ipar</i> (2). Otherwise, the routines do not output error messages at all, but return a negative value of the parameter <i>RCI_request</i> . The default value is 1.
<i>ipar</i> (7)	- if the value is not equal to 0, the routines output warning messages in accordance with the parameter <i>ipar</i> (2). Otherwise, the routines do not output warning messages at all, but they return a negative value of the parameter <i>RCI_request</i> . The default value is 1.
<i>ipar</i> (8)	- if the value is not equal to 0, the <i>dfmres</i> routine performs the stopping test for the maximum number of iterations, namely, $ipar(4) \leq ipar(5)$. Otherwise, the method is stopped and the corresponding value is assigned to the <i>RCI_request</i> . If the value is 0, the <i>dfgmres</i> routine does not perform this stopping test. The default value is 1.
<i>ipar</i> (9)	- if the value is not equal to 0, the <i>dfgmres</i> routine performs the residual stopping test, namely, $dpar(5) \leq dpar(4) = dpar(1) \cdot dpar(3) + dpar(2)$. If the criterion is met, the method is stopped and corresponding value is assigned to the output parameter <i>RCI_request</i> . If the value is 0, the <i>dfgmres</i> routine does not perform this stopping test. The default value is 0.
<i>ipar</i> (10)	- if the value is not equal to 0, the <i>dfgmres</i> routine requests for the user defined stopping test by setting <i>RCI_request</i> =2. If the value is 0, the <i>dfgmres</i> routine does not perform the user defined stopping test. The default value is 1.



NOTE. At least one of the parameters $ipar(8)$ - $ipar(10)$ must be set to 1.

- | | |
|------------|--|
| $ipar(11)$ | - if the value is equal to 0, the <code>dfgmres</code> routine runs the non-preconditioned version of the FGMRES method. Otherwise, the routine runs the preconditioned version of the FGMRES method, and requests the user to perform the preconditioning step by setting the output parameter $RCI_request=3$. The default value is 0. |
| $ipar(12)$ | - if the value is not equal to 0, the <code>dfgmres</code> routine performs the automatic test for zero norm of the currently generated vector, namely, $dpar(7) \leq dpar(8)$, where $dpar(8)$ contains the tolerance value. Otherwise, the routine requests the user to perform this check by setting the output parameter $RCI_request=4$. The default value is 0. |
| $ipar(13)$ | - if the value is equal to 0, the <code>dfgmres_get</code> routine updates the solution to the vector x according to the computations done by the <code>dfgmres</code> routine. If the value is positive, the routine writes the solution to the right hand side vector b . If the value is negative, the routine returns only the number of the current iteration, and does not update the solution. The default value is 0 |



NOTE. Advanced users may use the `dfgmres_get` routine at any place in the code. In this case special attention should be paid to the parameter `ipar(13)`. The RCI FGMRES iterations can be continued after the call to `dfgmres_get` routine only if the parameter `ipar(13)` is not equal to zero. If `ipar(13)` is positive, then the updated solution overwrites the right hand side in the vector b . If the user wants to run the restarted version of FGMRES with the same right hand side, then it must be saved in a different memory location before the first call to the `dfgmres_get` routine with positive `ipar(13)`.

`ipar(14)`

- contains the internal iteration counter that counts the number of iterations before the restart takes place. The initial value is 0.



WARNING. Avoid altering this variable during computations.

`ipar(15)`

- specifies the length of the non-restarted FGMRES iterations. To run the restarted version of the FGMRES method, the user must assign the number of iterations to `ipar(15)` before the restart. The default value is $\min\{150, n\}$, that is, by default the non-restarted version of FGMRES method is used.


`ipar(16)`

- service variable, specifies the location of the rotated Hessenberg matrix from which the matrix stored in the packed format (see [Matrix Arguments](#) in the Appendix B for details) is started in the `tmp` array.

<i>ipar</i> (17)	- service variable, specifies the location of the rotation cosines from which the vector of cosines is started in the <i>tmp</i> array.
<i>ipar</i> (18)	- service variable, specifies the location of the rotation sines from which the vector of sines is started in the <i>tmp</i> array.
<i>ipar</i> (19)	- service variable, specifies the location of the rotated residual vector from which the vector is started in the <i>tmp</i> array.
<i>ipar</i> (20)	- service variable, specifies the location of the least squares solution vector from which the vector is started in the <i>tmp</i> array.
<i>ipar</i> (21)	- service variable, specifies the location of the set of preconditioned vectors from which the set is started in the <i>tmp</i> array. The memory locations in the <i>tmp</i> array starting from <i>ipar</i> (21) are used only for the preconditioned FGMRES method.
<i>ipar</i> (22)	- specifies the memory location from which the first vector (source) used in operations requested via <i>RCI_request</i> is started in the <i>tmp</i> array.
<i>ipar</i> (23)	- specifies the memory location from which the second vector (source) used in operations requested via <i>RCI_request</i> is started in the <i>tmp</i> array.
<i>ipar</i> (24:128)	are reserved and not used in the current RCI FGMRES routines.



NOTE. Advanced users can define the array in the code as `INTEGER ipar(23)`. However, to guarantee compatibility with the future releases of Intel MKL, declaring the array *ipar* with length 128 is highly recommended.

<code>dpar(128)</code>	- DOUBLE PRECISION array, this parameter specifies the double precision set of data for the RCI CG computations, specifically:
<code>dpar(1)</code>	- specifies the relative tolerance. The default value is 1.0D-6.
<code>dpar(2)</code>	- specifies the absolute tolerance. The default value is 0.0D-0.
<code>dpar(3)</code>	- specifies the Euclidean norm of the initial residual (if it is computed in the <code>dfgmres</code> routine). The initial value is 0.0.
<code>dpar(4)</code>	- service variable equal to $dpar(1) * dpar(3) + dpar(2)$ (if it is computed in the <code>dfgmres</code> routine). The initial value is 0.0.
<code>dpar(5)</code>	- specifies the Euclidean norm of the current residual. The initial value is 0.0.
<code>dpar(6)</code>	- specifies the Euclidean norm of residual from the previous iteration step (if available). The initial value is 0.0.
<code>dpar(7)</code>	- contains the norm of the generated vector. The initial value is 0.0.
<div>  NOTE. For reference only: in terms of [Saad03] this parameter is the coefficient $h_{k+1,k}$ of the Hessenberg matrix. </div>	
<code>dpar(8)</code>	- contains the tolerance for the zero norm of the currently generated vector. The default value is 1.0D-12.
<code>dpar(9:128)</code>	are reserved and not used in the current RCI FGMRES routines.



NOTE. Advanced users can define this array in the code as follows: `DOUBLE PRECISION dpar(8)`. However, to guarantee compatibility with the future releases of Intel MKL, declaring the array `dpar` with length 128 is highly recommended.

tmp

-DOUBLE PRECISION array of size $((2*ipar(15)+1)*n + ipar(15)*(ipar(15)+9)/2 + 1))$, this parameter is used to supply the double precision temporary space for the RCI FGMRES computations, specifically:

tmp(1:ipar(16)-1) - contains the sequence of generated by the FGMRES method vectors. The initial value is 0.0 for the first part of this memory of length *n*;

tmp(ipar(16):ipar(17)-1) contains the rotated Hessenberg matrix generated by the FGMRES method; the matrix is stored in the packed format. There is no initial value for this part of *tmp* array.

tmp(ipar(17):ipar(18)-1) - contains the rotation cosines vector generated by the FGMRES method. There is no initial value for this part of *tmp* array.

tmp(ipar(18):ipar(19)-1) contains the rotation sines vector generated by the FGMRES method. There is no initial value for this part of *tmp* array.

tmp(ipar(19):ipar(20)-1) contains the rotated residual vector generated by the FGMRES method. There is no initial value for this part of *tmp* array.

tmp(ipar(20):ipar(21)-1) contains the solution vector to the least squares problem generated by the FGMRES method. There is no initial value for this part of *tmp* array.

`tmp(ipar(21):)` contains the set of preconditioned vectors generated for the FGMRES method by the user. This part of `tmp` array is not used if non-preconditioned version of FGMRES method is called. There is no initial value for this part of `tmp` array.



NOTE. Advanced users can define this array in the code as `DOUBLE PRECISION tmp((2*ipar(15)+1)*n + ipar(15)*(ipar(15)+9)/2 + 1))` if they run only non-preconditioned FGMRES iterations.

dcg_init

Initializes the solver.

Syntax

```
dcg_init(n, x, b, RCI_request, ipar, dpar, tmp)
```

Description

This routine is declared in `mkl_rci.fi` for Fortran interface and in `mkl_rci.h` for C interface.

The routine `dcg_init` initializes the solver. After initialization, all subsequent invocations of the Intel MKL RCI CG routines use the values of all parameters returned by the routine `dcg_init`. Advanced users can skip this step and set these parameters directly in the corresponding routines.



WARNING. Users can modify the contents of these arrays after they are passed to the solver routine only if they are sure that the values are correct and consistent. Basic check for correctness and consistency can be done by calling the `dcg_check` routine, but it does not guarantee that the method will work correctly.

Input Parameters

n	INTEGER. Contains the size of the problem, and the sizes of arrays x and b .
x	DOUBLE PRECISION array of size n . Contains the initial approximation to the solution vector. Normally it is equal to 0 or to b .
b	DOUBLE PRECISION array of size n . Contains the right-hand side vector.

Output Parameters

$RCI_request$	INTEGER. Informs about result of work of the routine.
$ipar$	INTEGER array of size 128. Refer to the CG Common Parameters .
$dpar$	DOUBLE PRECISION array of size 128. Refer to the CG Common Parameters .
tmp	DOUBLE PRECISION array of size $(n, 4)$. Refer to the CG Common Parameters .

Return Values

$RCI_request = 0$	The routine completes the task normally.
$RCI_request = -10000$	The routine fails to complete the task.

dcg_check

Checks consistency and correctness of the user defined data.

Syntax

`dcg_check(n , x , b , $RCI_request$, $ipar$, $dpar$, tmp)`

Description

This routine is declared in `mkl_rci.fi` for Fortran interface and in `mkl_rci.h` for C interface.

The routine `dcg_check` checks consistency and correctness of the parameters to be passed to the solver routine `dcg`. However this operation does not guarantee that the method gives the correct result. It only reduces the chance of making a mistake in the parameters of the method. Advanced users may skip this operation if they are sure that the correct data is specified in the solver parameters.



WARNING. Users can modify the contents of these arrays after they are passed to the solver routine only if they are sure that the values are correct and consistent. Basic check for correctness and consistency can be done by calling the `dcg_check` routine, but it does not guarantee that the method will work correctly.

Note that lengths of all vectors are assumed to have been defined in a previous call to the `dcg_init` routine.

Input Parameters

<i>n</i>	INTEGER. Contains the size of the problem, and size of arrays <i>x</i> and <i>b</i> .
<i>x</i>	DOUBLE PRECISION array of size <i>n</i> . Contains the initial approximation to the solution vector. Normally it is equal to 0 or to <i>b</i> .
<i>b</i>	DOUBLE PRECISION array of size <i>n</i> . Contains the right-hand side vector.

Output Parameters

<i>RCI_request</i>	INTEGER. Informs about result of work of the routine.
<i>ipar</i>	INTEGER array of size 128. Refer to the CG Common Parameters .
<i>dpar</i>	DOUBLE PRECISION array of size 128. Refer to the CG Common Parameters .
<i>tmp</i>	DOUBLE PRECISION array of size $(n, 4)$. Refer to the CG Common Parameters .

Return Values

<i>RCI_request</i> = 0	The routine completes task normally.
<i>RCI_request</i> = -1100	The routine is interrupted, errors occur.

`RCI_request= -1001`

The routine returns some warning messages.

`RCI_request= -1010`

The routine changes some parameters to make them consistent or correct.

`RCI_request= -1011`

The routine returns some warning messages and changes some parameters.

dcg

Computes the approximate solution vector.

Syntax

`dcg(n, x, b, RCI_request, ipar, dpar, tmp)`

Description

This routine is declared in `mkl_rci.fi` for Fortran interface and in `mkl_rci.h` for C interface.

The routine `dcg` computes the approximate solution vector using the CG method [Young71].

The routine `dcg` uses the value that was in the vector x before the first call as an initial approximation to the solution. The parameter `RCI_request` informs the user about the task completion and requests results of certain operations that are required by the solver.

Note that lengths of all vectors are assumed to have been defined in a previous call to the `dcg_init` routine.

Input Parameters

n	INTEGER. Contains the size of the problem, and size of arrays x and b .
x	DOUBLE PRECISION array of size n . Contains the initial approximation to the solution vector.
b	DOUBLE PRECISION array of size n . Contains the right-hand side vector.
tmp	DOUBLE PRECISION array of size $(n, 4)$. Refer to the CG Common Parameters .

Output Parameters

<code>RCI_request</code>	INTEGER. Informs about result of work of the routine.
--------------------------	---

<i>x</i>	DOUBLE PRECISION array of size <i>n</i> . Contains the updated approximation to the solution vector.
<i>ipar</i>	INTEGER array of size 128. Refer to the CG Common Parameters .
<i>dpar</i>	DOUBLE PRECISION array of size 128. Refer to the CG Common Parameters .
<i>tmp</i>	DOUBLE PRECISION array of size $(n, 4)$. Refer to the CG Common Parameters .

Return Values

<i>RCI_request</i> =0	The routine completes task normally, the solution is found and stored in the vector <i>x</i> . This occurs only if the stopping tests are fully automatic. For the user defined stopping tests, see the comments to the <i>RCI_request</i> = 2.
<i>RCI_request</i> =-1	The routine is interrupted because the maximal number of iterations is reached, but the relative stopping criterion is not met - this situation occurs only if both tests are requested by the user.
<i>RCI_request</i> =-2	The routine is interrupted because attempt to divide by zero occurs. This situation happens if the matrix is (almost) non-positive definite.
<i>RCI_request</i> =- 10	The routine is interrupted because the residual norm is invalid. Probably, the value <i>dpar</i> (6) was altered outside of the routine, or the <i>dcg_check</i> routine was not called.
<i>RCI_request</i> =-11	The routine is interrupted because it enters the infinite cycle. Probably, the values <i>ipar</i> (8), <i>ipar</i> (9), <i>ipar</i> (10) were altered outside of the routine, or the <i>dcg_check</i> routine was not called.
<i>RCI_request</i> = 1	Requests the user to multiply the matrix by <i>tmp</i> (1: <i>n</i> ,1), put the result in the <i>tmp</i> (1: <i>n</i> ,2), and return the control back to the routine <i>dcg</i> .

`RCI_request= 2`

Requests the user to perform the stopping tests. If they fail, the control must be returned back to the `dcg` routine. Otherwise, the solution is found and stored in the vector `x`.

`RCI_request= 3`

Requests the user to apply the preconditioner to `tmp(:, 3)`, put the result in the `tmp(:, 4)`, and return the control back to the routine `dcg`.

dcg_get

Retrieves the number of the current iteration.

Syntax

`dcg_get(n, x, b, RCI_request, ipar, dpar, tmp, itercount)`

Description

This routine is declared in `mkl_rci.fi` for Fortran interface and in `mkl_rci.h` for C interface.

The routine `dcg_get` retrieves the current iteration number of the solutions process.

Input Parameters

<code>n</code>	INTEGER. Contains the size of the problem, and the sizes of arrays <code>x</code> and <code>b</code> .
<code>x</code>	DOUBLE PRECISION array of size <code>n</code> . Contains the initial approximation vector to the solution.
<code>b</code>	DOUBLE PRECISION array of size <code>n</code> . Contains the right-hand side vector.
<code>RCI_request</code>	INTEGER. This parameter is not used.
<code>ipar</code>	INTEGER array of size 128. Refer to the CG Common Parameters .
<code>dpar</code>	DOUBLE PRECISION array of size 128. Refer to the CG Common Parameters .
<code>tmp</code>	DOUBLE PRECISION array of size $(n, 4)$. Refer to the CG Common Parameters .

Output Parameters

itercount INTEGER argument. Contains the value of the current iteration number.

Return Values

The routine `dcg_get` does not return any value.

dcgmrhs_init

Initializes the RCI CG solver with MHRS.

Syntax

```
dcgmrhs_init(n, x, nrhs, b, method, RCI_request, ipar, dpar, tmp)
```

Description

This routine is declared in `mkl_rci.fi` for Fortran interface and in `mkl_rci.h` for C interface.

The routine `dcgmrhs_init` initializes the solver. After initialization all subsequent invocations of the Intel MKL RCI CG with multiple right hand sides (MRHS) routines use the values of all parameters that are returned by `dcgmrhs_init`. Advanced users may skip this step and set the values to these parameters directly in the corresponding routines.



WARNING. Users can modify the contents of these arrays after they are passed to the solver routine only if they are sure that the values are correct and consistent. Basic check for correctness and consistency can be done by calling the `dcgmrhs_check` routine, but it does not guarantee that the method will work correctly.



NOTE. To use this routine with the name `dcg_init`, switch on the compiler preprocessor and include the files `mkl_solver.h` for C/C++, or `mkl_solver.f77` for FORTRAN.

Input Parameters

n INTEGER. Contains the size of the problem, and the sizes of arrays *x* and *b*.

<i>x</i>	DOUBLE PRECISION matrix of size <i>n</i> -by- <i>nrhs</i> . Contains the initial approximation to the solution vectors. Normally it is equal to 0 or to <i>b</i> .
<i>nrhs</i>	INTEGER. This parameter sets the number of right-hand sides.
<i>b</i>	DOUBLE PRECISION matrix of size (<i>nrhs</i> , <i>n</i>). Contains the right-hand side vectors.
<i>method</i>	INTEGER. Specifies the method of solution: 1 - CG with multiple right hand sides; default value 2 - Block-CG (not supported now).

Output Parameters

<i>RCI_request</i>	INTEGER. Informs about result of work of the routine.
<i>ipar</i>	INTEGER array of size (<i>128+2*nrhs</i>). Refer to the CG Common Parameters .
<i>dpar</i>	DOUBLE PRECISION array of size (<i>128+2*nrhs</i>). Refer to the CG Common Parameters .
<i>tmp</i>	DOUBLE PRECISION array of size (<i>n</i> , <i>3+nrhs</i>). Refer to the CG Common Parameters .

Return Values

<i>RCI_request</i> = 0	The routine completes task normally.
<i>RCI_request</i> = -10000	The routine fails to complete the task.

dcgmrhs_check

Checks consistency and correctness of the user defined data.

Syntax

```
dcgmrhs_check(n, x, nrhs, b, RCI_request, ipar, dpar, tmp)
```

Description

This routine is declared in `mkl_rci.fi` for Fortran interface and in `mkl_rci.h` for C interface.

The routine `dcgmrhs_check` checks consistency and correctness of the parameters to be passed to the solver routine `dcgmrhs`. However this operation does not guarantee that the method gives the correct result. It only reduces the chance of making a mistake in the parameters of the method. Advanced users may skip this operation if they are sure that the correct data is specified in the solver parameters.



WARNING. Users can modify the contents of these arrays after they are passed to the solver routine only if they are sure that the values are correct and consistent. Basic check for correctness and consistency can be done by calling the `dcgmrhs_check` routine, but it does not guarantee that the method will work correctly.

Note that lengths of all vectors are assumed to have been defined in a previous call to the `dcgmrhs_init` routine.



NOTE. To use this routine with the name `dcg_check`, switch on the compiler preprocessor and include the files `mkl_solver.h` for C/C++, or `mkl_solver.f77` for FORTRAN.

Input Parameters

<i>n</i>	INTEGER. Contains the size of the problem, and the sizes of arrays <i>x</i> and <i>b</i> .
<i>x</i>	DOUBLE PRECISION matrix of size <i>n</i> by <i>nrhs</i> . Contains the initial approximation to the solution vectors. Normally it is equal to 0 or to <i>b</i> .
<i>nrhs</i>	INTEGER. This parameter sets the number of right-hand sides.
<i>b</i>	DOUBLE PRECISION matrix of size (<i>nrhs</i> , <i>n</i>). Contains the right-hand side vectors.

Output Parameters

<i>RCI_request</i>	INTEGER. Informs about result of work of the routine.
<i>ipar</i>	INTEGER array of size (<i>128+2*nrhs</i>). Refer to the CG Common Parameters .
<i>dpar</i>	DOUBLE PRECISION array of size (<i>128+2*nrhs</i>). Refer to the CG Common Parameters .

tmp DOUBLE PRECISION array of size $(n, 3+nrhs)$. Refer to the [CG Common Parameters](#).

Return Values

<i>RCI_request</i> = 0	The routine completes task normally.
<i>RCI_request</i> = -1100	The routine is interrupted, errors occur.
<i>RCI_request</i> = -1001	The routine returns some warning messages.
<i>RCI_request</i> = -1010	The routine changes some parameters to make them consistent or correct.
<i>RCI_request</i> = -1011	The routine returns some warning messages and changes some parameters.

dcgmrhs

Computes the approximate solution vectors.

Syntax

`dcgmrhs(n, x, nrhs, b, RCI_request, ipar, dpar, tmp)`

Description

This routine is declared in `mkl_rci.fi` for Fortran interface and in `mkl_rci.h` for C interface.

The routine `dcgmrhs` computes the approximate solution vectors using the CG with multiple right hand sides (MRHS) method [Young71]. The routine `dcgmrhs` uses the value that was in the *x* before the first call as an initial approximation to the solution. The parameter *RCI_request* informs the user about task completion status and requests results of certain operations that are required by the solver.

Note that lengths of all vectors are assumed to have been defined in a previous call to the `dcgmrhs_init` routine.



NOTE. To use this routine with the name `dcg`, the user must switch on the compiler's preprocessor and include the files `mkl_solver.h` for C/C++, or `mkl_solver.f77` for FORTRAN.

Input Parameters

<i>n</i>	INTEGER. Contains the size of the problem, and the sizes of arrays <i>x</i> and <i>b</i> .
<i>x</i>	DOUBLE PRECISION matrix of size <i>n</i> -by- <i>nrhs</i> . Contains the initial approximation to the solution vectors.
<i>nrhs</i>	INTEGER. This parameter sets the number of right-hand sides.
<i>b</i>	DOUBLE PRECISION matrix of size (<i>nrhs</i> , <i>n</i>). Contains the right-hand side vectors.
<i>tmp</i>	DOUBLE PRECISION array of size (<i>n</i> , 3+ <i>nrhs</i>). Refer to the CG Common Parameters .

Output Parameters

<i>RCI_request</i>	INTEGER. Informs about result of work of the routine.
<i>x</i>	DOUBLE PRECISION matrix of size <i>n</i> -by- <i>nrhs</i> . Contains the updated approximation to the solution vectors.
<i>ipar</i>	INTEGER array of size (128+2* <i>nrhs</i>). Refer to the CG Common Parameters .
<i>dpar</i>	DOUBLE PRECISION array of size (128+2* <i>nrhs</i>). Refer to the CG Common Parameters .
<i>tmp</i>	DOUBLE PRECISION array of size (<i>n</i> , 3+ <i>nrhs</i>). Refer to the CG Common Parameters .

Return Values

<i>RCI_request</i> =0	The routine completes task normally, the solution is found and stored in the matrix <i>x</i> . This occurs only if the stopping tests are fully automatic. For the user defined stopping tests, see the comments to the <i>RCI_request</i> = 2.
<i>RCI_request</i> =-1	The routine is interrupted because the maximal number of iterations is reached, but the relative stopping criterion is not satisfied. This situation occurs only if both tests are requested by the user.

`RCI_request=-2`

The routine is interrupted because attempt to divide by zero occurs. This happens if the matrix is (almost) non-positive definite.

`RCI_request=- 10`

The routine is interrupted because the residual norm is invalid. Probably, the value `dpar(6)` was altered outside of the routine, or the routine `dcgmrhs_rhs_check` was not called.

`RCI_request=-11`

The routine is interrupted because it enters the infinite cycle. Probably, the values `ipar(8)`, `ipar(9)`, `ipar(10)` were altered outside of the routine, or the routine `dcgmrhs_check` was not called.

`RCI_request= 1`

Requests the user to multiply the matrix by `tmp(1:n,1)`, put the result in the `tmp(1:n,2)`, and return the control back to the routine `dcgmrhs`.

`RCI_request= 2`

Requests the user to perform the stopping tests. If they fail, the control must be returned back to the routine `dcgmrhs`. Otherwise, the solution is found and stored in the matrix `x`.

`RCI_request= 3`

Requests the user to apply the preconditioner to `tmp(:,3+ipar(3))`, put the result in `tmp(:,3)`, and return the control back to the routine `dcgmrhs`.

dcgmrhs_get

Retrieves the number of the current iteration.

Syntax

`dcgmrhs_get(n, x, b, RCI_request, ipar, dpar, tmp, itercount)`

Description

This routine is declared in `mkl_rci.fi` for Fortran interface and in `mkl_rci.h` for C interface. The routine `dcgmrhs_get` retrieves the current iteration number of the solving process.



NOTE. To use this routine with the name `dcg_get`, switch on the compiler preprocessor and include the files `mkl_solver.h` for C/C++, or `mkl_solver.f77` for FORTRAN.

Input Parameters

<i>n</i>	INTEGER. Contains the size of the problem, and the sizes of arrays <i>x</i> and <i>b</i> .
<i>x</i>	DOUBLE PRECISION matrix of size <i>n</i> -by- <i>nrhs</i> . Contains the initial approximation to the solution vectors.
<i>nrhs</i>	INTEGER. This parameter sets the number of right-hand sides.
<i>b</i>	DOUBLE PRECISION matrix of size (<i>nrhs</i> , <i>n</i>). Contains the right-hand side .
<i>RCI_request</i>	INTEGER. This parameter is not used.
<i>ipar</i>	INTEGER array of size (128+2* <i>nrhs</i>). Refer to the CG Common Parameters .
<i>dpar</i>	DOUBLE PRECISION array of size (128+2* <i>nrhs</i>). Refer to the CG Common Parameters .
<i>tmp</i>	DOUBLE PRECISION array of size (<i>n</i> , 3+ <i>nrhs</i>). Refer to the CG Common Parameters .

Output Parameters

<i>itercount</i>	INTEGER argument. Contains the value of the current iteration number.
------------------	---

Return Values

The routine `dpgmrhs_get` does not return any value.

dfgmres_init

Initializes the solver.

Syntax

```
dfgmres_init(n, x, b, RCI_request, ipar, dpar, tmp)
```

Description

This routine is declared in `mkl_rci.fi` for Fortran interface and in `mkl_rci.h` for C interface.

The routine `dfgmres_init` initializes the solver. After initialization all subsequent invocations of Intel MKL RCI FGMRES routines use the values of all parameters that are returned by `dfgmres_init`. Advanced users may skip this step and set the values to these parameters directly in the corresponding routines.



WARNING. Users can modify the contents of these arrays after they are passed to the solver routine only if they are sure that the values are correct and consistent. Basic check for correctness and consistency can be done by calling the `dfgmres_check` routine, but it does not guarantee that the method will work correctly.

Input Parameters

<i>n</i>	INTEGER. Contains the size of the problem, and the sizes of arrays <i>x</i> and <i>b</i> .
<i>x</i>	DOUBLE PRECISION array of size <i>n</i> . Contains the initial approximation to the solution vector. Normally it is equal to 0 or to <i>b</i> .
<i>b</i>	DOUBLE PRECISION array of size <i>n</i> . Contains the right-hand side vector.

Output Parameters

<i>RCI_request</i>	INTEGER. Informs about result of work of the routine.
<i>ipar</i>	INTEGER array of size 128. Refer to the FGMRES Common Parameters .
<i>dpar</i>	DOUBLE PRECISION array of size 128. Refer to the FGMRES Common Parameters .
<i>tmp</i>	DOUBLE PRECISION array of size $((2*ipar(15)+1)*n+ipar(15)*ipar(15)+9)/2 + 1$. Refer to the FGMRES Common Parameters .

Return Values

<i>RCI_request</i> = 0	The routine completes task normally.
<i>RCI_request</i> = -10000	The routine fails to complete the task.

dfgmres_check

Checks consistency and correctness of the user defined data.

Syntax

```
dfgmres_check(n, x, b, RCI_request, ipar, dpar, tmp)
```

Description

This routine is declared in `mkl_rci.fi` for Fortran interface and in `mkl_rci.h` for C interface.

The routine `dfgmres_check` checks consistency and correctness of the parameters to be passed to the solver routine `dfgmres`. However this operation does not guarantee that the method gives the correct result. It only reduces the chance of making a mistake in the parameters of the method. Advanced users may skip it if they are sure that the correct data is specified in the solver parameters.



WARNING. Users can modify the contents of these arrays after they are passed to the solver routine only if they are sure that the values are correct and consistent. Basic check for correctness and consistency can be done by calling the `dfgmres_check` routine, but it does not guarantee that the method will work correctly.

Note that lengths of all vectors are assumed to have been defined in a previous call to the `dfgmres_init` routine.

Input Parameters

<i>n</i>	INTEGER. Contains the size of the problem, and the sizes of arrays <i>x</i> and <i>b</i> .
<i>x</i>	DOUBLE PRECISION array of size <i>n</i> . Contains the initial approximation to the solution vector. Normally it is equal to 0 or to <i>b</i> .
<i>b</i>	DOUBLE PRECISION array of size <i>n</i> . Contains the right-hand side vector.

Output Parameters

<i>RCI_request</i>	INTEGER. Informs about result of work of the routine.
--------------------	---

<i>ipar</i>	INTEGER array of size 128. Refer to the FGMRES Common Parameters .
<i>dpar</i>	DOUBLE PRECISION array of size 128. Refer to the FGMRES Common Parameters .
<i>tmp</i>	DOUBLE PRECISION array of size $((2*ipar(15)+1)*n+ipar(15)*ipar(15)+9)/2 + 1$. Refer to the FGMRES Common Parameters .

Return Values

<i>RCI_request</i> = 0	The routine completes task normally.
<i>RCI_request</i> = -1100	The routine is interrupted, errors occur.
<i>RCI_request</i> = -1001	The routine returns some warning messages.
<i>RCI_request</i> = -1010	The routine changes some parameters to make them consistent or correct.
<i>RCI_request</i> = -1011	The routine returns some warning messages and changes some parameters.

dfgmres

Makes the FGMRES iterations.

Syntax

```
dfgmres(n, x, b, RCI_request, ipar, dpar, tmp)
```

Description

This routine is declared in `mkl_rci.fi` for Fortran interface and in `mkl_rci.h` for C interface.

The routine `dfgmres` performs the FGMRES iterations [Saad03]. The routine `dfgmres` uses the value that was in the vector *x* before the first call as an initial approximation to the solution. To update the current approximation to the solution, the `dfgmres_get` routine must be called. The RCI FGMRES iterations can be continued after the call to the `dfgmres_get` routine only if the value of the parameter *ipar*(13) is not equal to 0 (default value). Note that the updated solution overwrites the right hand side in the vector *b* if the parameter *ipar*(13) is positive, and the restarted version of the FGMRES method can not be run. If the right hand side should be kept, it must be saved in a different memory location before the first call to the `dfgmres_get` routine with a positive *ipar*(13).

The parameter *RCI_request* informs the user about the task completion and requests results of certain operations that are needed to the solver.

Note that lengths of all the vectors are assumed to have been defined in a previous call to the *dfgmres_init* routine.

Input Parameters

<i>n</i>	INTEGER. Contains the size of the problem, and the sizes of arrays <i>x</i> and <i>b</i> .
<i>x</i>	DOUBLE PRECISION array of size <i>n</i> . Contains the initial approximation to the solution vector.
<i>b</i>	DOUBLE PRECISION array of size <i>n</i> . Contains the right-hand side vector.
<i>tmp</i>	DOUBLE PRECISION array of size $((2*ipar(15)+1)*n+ipar(15)*ipar(15)+9)/2 + 1$. Refer to the FGMRES Common Parameters .

Output Parameters

<i>RCI_request</i>	INTEGER. Informs about result of work of the routine.
<i>ipar</i>	INTEGER array of size 128. Refer to the FGMRES Common Parameters .
<i>dpar</i>	DOUBLE PRECISION array of size 128. Refer to the FGMRES Common Parameters .
<i>tmp</i>	DOUBLE PRECISION array of size $((2*ipar(15)+1)*n+ipar(15)*ipar(15)+9)/2 + 1$. Refer to the FGMRES Common Parameters .

Return Values

<i>RCI_request</i> = 0	The routine completes task normally, the solution is found. This occurs only if the stopping tests are fully automatic. For the user defined stopping tests, see the comments to the <i>RCI_request</i> = 2 or 4.
<i>RCI_request</i> = -1	The routine is interrupted because the maximal number of iterations is reached, but the relative stopping criterion is not met. This situation occurs only if both tests are requested by the user.

RCI_request = -10

The routine is interrupted because attempt to divide by zero occurs. Normally it happens if the matrix is (almost) degenerate. However it may happen if the parameter *dpar* is altered by mistake, or if the method is not stopped when the solution is found.

RCI_request = -11

The routine is interrupted because it enters the infinite cycle. Probably, the values *ipar*(8), *ipar*(9), *ipar*(10) were altered outside of the routine, or the *dfgmres_check* routine was not called.

RCI_request = -12

The routine is interrupted because errors are found in the method parameters. Normally this happens if the parameters *ipar* and *dpar* are altered by mistake outside the routine.

RCI_request = 1

Requests the user to multiply the matrix by *tmp(ipar(22))*, put the result in the *tmp(ipar(23))*, and return the control back to the routine *dfgmres*.

RCI_request = 2

Requests the user to perform the stopping tests. If they fail, the control back must be returned to the *dfgmres* routine. Otherwise, the FGMRES solution is found, and the *fgmres_get* routine can be run to update the computed solution in the vector *x*.

RCI_request = 3

Requests the user to apply the inverse preconditioner to *ipar(22)*, put the result in the *ipar(23)*, and return the control back to the routine *dfgmres*.

RCI_request = 4

Requests the user to check the norm of the currently generated vector. If it is not zero within the computational/rounding errors, the control must be returned back to the *dfgmres* routine. Otherwise, the FGMRES solution is found, and the *dfgmres_get* routine can be run to update the computed solution in the vector *x*.

dfgmres_get

Retrieves the number of the current iteration and updates the solution.

Syntax

```
dfgmres_get(n, x, b, RCI_request, ipar, dpar, tmp, itercount)
```

Description

This routine is declared in `mkl_rci.fi` for Fortran interface and in `mkl_rci.h` for C interface.

The routine `dfgmres_get` retrieves the current iteration number of the solution process and updates the solution according to the computations performed by the `dfgmres` routine. To retrieve the current iteration number only, set the parameter `ipar(13) = -1` beforehand. This is normally recommended to do to proceed further with the computations. If the intermediate solution is needed, the method parameters must be set properly, see for details [FGMRES Common Parameters](#) and Iterative Sparse Solver code examples in the `examples\solver\source` folder of your Intel MKL directory (`cg_no_precon.f`, `cg_no_precon.c.c`, `cg_mrhs.f`, `cg_mrhs_precond.f`, `cg_mrhs_stop_crt.f`, `fgmres_no_precon_f.f`, `fgmres_no_precon_c.c`).

Input Parameters

<i>n</i>	INTEGER. Contains the size of the problem, and the sizes of the arrays <i>x</i> and <i>b</i> .
<i>ipar</i>	INTEGER array of size 128. Refer to the FGMRES Common Parameters .
<i>dpar</i>	DOUBLE PRECISION array of size 128. Refer to the FGMRES Common Parameters .
<i>tmp</i>	DOUBLE PRECISION array of size $((2*ipar(15)+1)*n+ipar(15)*ipar(15)+9)/2 + 1$. Refer to the FGMRES Common Parameters .

Output Parameters

<i>x</i>	DOUBLE PRECISION array of size <i>n</i> . If <code>ipar(13) = 0</code> , it contains the updated approximation to the solution according to the computations done in <code>dfgmres</code> routine. Otherwise, it is not changed.
----------	--

<i>b</i>	DOUBLE PRECISION array of size <i>n</i> . If <i>ipar</i> (13) > 0, it contains the updated approximation to the solution according to the computations done in <i>dfgmres</i> routine. Otherwise, it is not changed.
<i>RCI_request</i>	INTEGER. Informs about result of work of the routine.
<i>itercount</i>	INTEGER argument. Contains the value of the current iteration number.

Return Values

<i>RCI_request</i> = 0	The routine completes task normally.
<i>RCI_request</i> = -12	The routine is interrupted because errors are found in the method parameters. Normally this happens if the parameters <i>ipar</i> and <i>dpar</i> are altered by mistake outside the routine.
<i>RCI_request</i> = -10000	The routine fails to complete the task.

Implementation Details

Several aspects of the Intel MKL RCI ISS interface are platform-specific and language-specific. To promote portability across platforms and ease of use across different languages, include one of the Intel MKL RCI ISS language-specific header files. Currently, there is one language specific header file for C programs.

This language-specific header file defines function prototypes and they are the following:

```
void dcg_init(int *n, double *x, double *b, int *rci_request, int *ipar,
double dpar, double *tmp);

void dcg_check(int *n, double *x, double *b, int *rci_request, int *ipar,
double dpar, double *tmp);

void dcg(int *n, double *x, double *b, int *rci_request, int *ipar, double
dpar, double *tmp);

void dcg_get(int *n, double *x, double *b, int *rci_request, int *ipar,
double dpar, double *tmp, int *itercount);

void dcgmrhs_init(int *n, double *x, int *nRhs, double *b, int *method, int
*rci_request, int *ipar, double dpar, double *tmp);

void dcgmrhs_check(int *n, double *x, int *nRhs, double *b, int *rci_request,
int *ipar, double dpar, double *tmp);
```

```
void dcgmrhs(int *n, double *x, int *nRhs, double *b, int *rci_request, int
*ipar, double dpar, double *tmp);

void dcgmrhs_get(int *n, double *x, int *nRhs, double *b, int *rci_request,
int *ipar, double dpar, double *tmp, int *itercount);

void dfgmres_init(int *n, double *x, double *b, int *rci_request, int *ipar,
double dpar, double *tmp);

void dfgmres_check(int *n, double *x, double *b, int *rci_request, int *ipar,
double dpar, double *tmp);

void dfgmres(int *n, double *x, double *b, int *rci_request, int *ipar,
double dpar, double *tmp);

void dfgmres_get(int *n, double *x, double *b, int *rci_request, int *ipar,
double dpar, double *tmp, int *itercount);
```



NOTE. Intel MKL does not support the RCI ISS interface without the language specific header file included.

Preconditioners based on Incomplete LU Factorization Technique

Usually, preconditioners, or accelerators are used to accelerate an iterative solution process. In some cases, their use can reduce the number of iterations dramatically and thus lead to better solver performance. Although the terms ‘preconditioner’ and ‘accelerator’ are synonyms, hereafter only ‘preconditioner’ is used.

Currently, Intel MKL provides two preconditioners, ILU0 and ILUT, for the sparse matrix presented only in the format accepted in the Intel MKL direct sparse solvers (three-array variation of the CSR storage format, see [Sparse Matrix Storage Format](#) section). The used algorithms are described in [Saad03].

The ILU0 preconditioner is based on a well-known factorization of the original matrix into a product of two triangular matrices: low triangular and upper triangular matrices. Usually, such decomposition leads to some fill-in in the resulting matrix structure in comparison with the original matrix. The distinctive feature of the ILU0 preconditioner is that it preserves the structure of the original matrix in the result.

Unlike the ILU0 preconditioner, the ILUT preconditioner preserves some resulting fill-in in the preconditioner matrix structure. The distinctive feature of the ILUT preconditioner is that it saves the resulting entry of the preconditioner if the entry satisfies two conditions simultaneously: the value of the entry is greater than the product of the given tolerance and matrix row norm, and the entry is in the given bandwidth of the resulting preconditioner matrix.

Both ILU0 and ILUT preconditioners can apply to any non-degenerate matrix. They can be used alone or together with the Intel MKL RCI FGMRES solver (see [Sparse Solver Routines](#)). Avoid using this preconditioners with MKL RCI CG solver because in general, they produce non-symmetric resulting matrix even if the original matrix is symmetric. Usually, an inverse of the preconditioner is required in this case. To do this the Intel MKL triangular solver routine `mkl_dcsrtrsv` must be applied twice: for the low triangular part of the preconditioner, and then for its upper triangular part.



NOTE. Although ILU0 and ILUT preconditioners apply to any non-degenerate matrix, in some cases the algorithm may fail to ensure successful termination and the required result. The result of the preconditioner routine can be checked only in practice.

A preconditioner may increase the number of iterations for an arbitrary case of the system and the initial guess, and even ruin the convergence. It is user's responsibility to carefully use a suitable preconditioner.

General Scheme of Using ILUT and RCI FGMRES Routines

The scheme is the same for both preconditioners. Some differences exist in the calling parameters of the preconditioners and in the subsequent call of two triangular solvers. You can see all these differences in the code examples for both preconditioners in the `examples\solver\source` folder of your Intel MKL directory (`dcsrilu0_exempl1.c`, `dcsrilu0_exempl2.f`, `dcsrilut_exempl1.c`, `dcsrilut_exempl2.f`).

The following pseudocode shows the general scheme of using the ILUT preconditioner in the RCI FGMRES context.

...

generate matrix *A*

generate preconditioner *C* (optional)

call `dfgmres_init(n, x, b, RCI_request, ipar, dpar, tmp)`

change parameters in *ipar*, *dpar* if necessary

call `dcsrilut(n, a, ia, ja, bilut, ibilut, jbilut, tol, maxfil, ipar, dpar, ierr)`

```

    call dfgmres_check(n, x, b, RCI_request, ipar, dpar, tmp)
1  call dfgmres(n, x, b, RCI_request, ipar, dpar, tmp)
    if (RCI_request.eq.1) then
        multiply the matrix A by tmp(ipar(22)) and put the result in tmp(ipar(23))
c  proceed with FGMRES iterations
        goto 1
    endif
    if (RCI_request.eq.2) then
        do the stopping test
        if (test not passed) then
c  proceed with FGMRES iterations
            go to 1
        else
c  stop FGMRES iterations.
            goto 2
        endif
    endif
    if (RCI_request.eq.3) then
c  Below, trvec is an intermediate vector of length at least n
c  Here is the recommended use of the result produced by the ILUT routine.
c  via standard Intel MKL Sparse Blas solver routine mkl_dcsrtrsv.
        call mkl_dcsrtrsv('L','N','U', n, bilut, ibilut, jbilut,
            tmp(ipar(22)), trvec)
        call mkl_dcsrtrsv('U','N','N', n, bilut, ibilut, jbilut, trvec,
            tmp(ipar(23)))
c  proceed with FGMRES iterations
        goto 1
    endif

```

```

    if (RCI_request.eq.4) then
        check the norm of the next orthogonal vector, it is contained in dpar(7)
        if (the norm is not zero up to rounding/computational errors) then
c    proceed with FGMRES iterations
            goto 1
        else
c    stop FGMRES iterations
            goto 2
        endif
    endif
2 call dfgmres_get(n, x, b, RCI_request, ipar, dpar, tmp, itercount)
current iteration number is in itercount
the computed approximation is in the array x

```

ILU0 and ILUT Preconditioners Interface Description

The concepts required to understand the use of the Intel MKL preconditioner routines are discussed in the [Linear Solvers Basics](#).

In this section the FORTRAN style notations are used.

All types in this documentation refer to the standard Fortran types, `INTEGER`, and `DOUBLE PRECISION`.

C and C++ programmers should refer to the section [Calling Sparse Solver Routines From C/C++](#) for information on mapping Fortran types to C/C++ types.

User Data Arrays

The preconditioner routines take arrays of user data as input, for example, user arrays representing the original matrix. To minimize storage requirements and improve overall run-time efficiency, the Intel MKL preconditioner routines do not make copies of the user input arrays.

Common Parameters

The preconditioners have parameters for passing various options to the routine. The values for these parameters should be specified very carefully. These values can be changed during computations according to the user's needs.

Some parameters are common with the [FGMRES Common Parameters](#). Only the routine `dfgmres_init` specifies their default and initial values. However, some parameters can be redefined with other values. These parameters are listed below.

For the ILU0 preconditioner:

ipar(2) - specifies the destination of error messages generated by the ILU0 routine. The default value 6 means that all error messages are displayed on the screen. Otherwise the error messages are written to the newly created file `MKL_PREC_log.txt`. Note if the parameter *ipar*(6) is set to 0, then error messages are not generated at all.

ipar(6) - if its value is not equal to 0, the ILU0 routine returns error messages in accordance with the parameter *ipar*(2). Otherwise, the routine does not generate error messages at all, but returns a negative value of the parameter *ierr*. The default value is 1.

For the ILUT preconditioner:

ipar(2) - specifies the destination of error messages generated by the ILUT routine. The default value 6 means that all messages are displayed on the screen. Otherwise the error messages are written to the newly created file `MKL_PREC_log.txt`. Note if the parameter *ipar*(6) is set to 0, error messages are not generated at all.

ipar(6) - if its value is not equal to 0, the ILUT routine returns error messages in accordance with the parameter *ipar*(2). Otherwise, the routine does not generate error messages at all, but returns a negative value of the parameter *ierr*. The default value is 1.

ipar(7) - if its value is greater than 0, the ILUT routine generates warning messages in accordance with the parameter *ipar*(2) and continues calculations. Otherwise, if its value is equal to 0, the routine returns a positive value of the parameter *ierr*, if its value is less than 0, the routine generates a warning message in accordance with the parameter *ipar*(2) and returns a positive value of the parameter *ierr*. The default value is 1.



NOTE. Users must provide correct and consistent parameters to the routine to avoid fails or wrong results.

dcsrilu0

ILU0 preconditioner based on incomplete LU factorization of a sparse matrix in the CSR format (PARDISO variation).

Syntax

Fortran:

```
call dcsrilu0(n, a, ia, ja, bilu0, ipar, dpar, ierr)
```

C:

```
dcsrilu0(&n, a, ia, ja, bilu0, ipar, dpar, &ierr);
```

Input Parameters

<i>n</i>	INTEGER. Size (number of rows or columns) of the original square <i>n</i> -by- <i>n</i> -matrix <i>A</i> .
<i>a</i>	DOUBLE PRECISION. Array containing the set of elements of the matrix <i>A</i> . Its length is equal to the number of non-zero elements in the matrix <i>A</i> . Refer to values array description in the Sparse Matrix Storage Format section for more details.
<i>ia</i>	INTEGER. Array of size $(n+1)$ containing begin indices of rows of matrix <i>A</i> such that <i>ia</i> (<i>I</i>) is the index in the array <i>A</i> of the first non-zero element from the row <i>I</i> . The value of the last element <i>ia</i> (<i>n</i> +1) is equal to the number of non-zeros in the matrix <i>A</i> plus one. Refer to the <i>rowIndex</i> array description in the Sparse Matrix Storage Format section for more details.
<i>ja</i>	INTEGER. Array containing the column indices for each non-zero element of the matrix <i>A</i> . Its size is equal to the size of the array <i>a</i> . Refer to the <i>columns</i> array description in the Sparse Matrix Storage Format section for more details.



NOTE. Column indices should be put in increasing order for each row of matrix.

ipar

INTEGER array of size 128. This parameter is used to specify the integer set of data for both the ILU0 and RCI FGMRES computations. Refer to the *ipar* array description in the [FGMRES Common Parameters](#) for more details on FGMRES parameter entries. The entries that are specific to ILU0 are listed below.

ipar(31) - specifies how the routine operates if zero diagonal element occurs during calculation. If this parameter is set to 0 (default value set by the routine `dfgmres_init`) then that the calculations are stopped and the routine returns non-zero error value. Otherwise the value of the diagonal element is set to the specified value and the calculations are continued.



NOTE. Advanced users can define this array in the code as follows:
 INTEGER *ipar*(31). However, to guarantee the compatibility with the future releases of the Intel MKL it is highly recommended to declare the array *ipar* of length 128.

dpar

DOUBLE PRECISION array of size 128. This parameter is used to specify the double precision set of data for both the ILU0 and RCI FGMRES computations. Refer to the *dpar* array description in the [FGMRES Common Parameters](#) for more details on FGMRES parameter entries. The entries that are specific to ILU0 are listed below.

dpar(31) - specifies the small value that is compared with the diagonal elements during calculations; if the value of the diagonal element is smaller, then it is set

to `dpar(32)`, or the calculations are stopped, in accordance with `ipar(31)`; the default value is 1.0D-16



NOTE. This parameter can be set to the negative value, because its absolute value is actually used in calculations.

If this parameter is set to 0, the comparison with the diagonal element is not performed.

`dpar(32)`

- specifies the value that is assigned to the diagonal element if its value is less than `dpar(31)` (see above); the default value is 1.0D-10



NOTE. Advanced users can define this array in the code as follows:
`DOUBLE PRECISION dpar(32).`
 However, to guarantee the compatibility with the future releases of the Intel MKL it is highly recommended to declare the array `dpar` of length 128.

Output Parameters

`bilu0`

DOUBLE PRECISION. Array *B* stored in the PARDISO CSR format containing non-zero elements of the resulting preconditioning matrix. Its size is equal to the number of non-zero elements in the matrix *A*. Refer to the *values* array description in the [Sparse Matrix Storage Format](#) section for more details.

ierr INTEGER. Error flag, informs about the routine completion status.



NOTE. To present the resulting preconditioning matrix in the CSR format the arrays *ia* (row indices) and *ja* (column indices) of the input matrix must be used.

Description

This routine is declared in `mkl_rci.fi` for Fortran interface and in `mkl_rci.h` for C interface.

The routine `dcsrilu0` computes a preconditioner B [Saad03] of a given sparse matrix A stored in the CSR format accepted in PARDISO:

$A \sim B = L * U$, where L is a low triangular matrix with unit diagonal, U is an upper triangular matrix with non-unit diagonal, and the portrait of the original matrix A is used to store the incomplete factors L and U .

Return Values

<i>ierr</i> =0	The routine completed task normally.
<i>ierr</i> =-101	The routine is interrupted, the error occurs: at least one diagonal element is omitted from the matrix in CSR format (see Sparse Matrix Storage Format).
<i>ierr</i> =-102	The routine is interrupted because the matrix contains zero diagonal element, routine can not perform operations.
<i>ierr</i> =-103	The routine is interrupted as the matrix contains too small diagonal element, and an overflow may occur because of the division by its value required to complete the task, or a bad approximation to ILU0 with use of this element will be computed.
<i>ierr</i> =-104	The routine is interrupted because the memory is insufficient for the internal work array.
<i>ierr</i> =-105	The routine is interrupted because the input matrix size n is less than or equal to 0.
<i>ierr</i> =-106	The routine is interrupted because the the column indices <i>ja</i> are placed in not increasing order.

Interfaces

FORTRAN 77 and Fortran 95:

```
SUBROUTINE dcsrilu0 (n, a, ia, ja, bilu0, ipar, dpar, ierr)
  INTEGER n, ierr, ipar(128)
  INTEGER ia(*), ja(*)
  DOUBLE PRECISION a(*), bilu0(*), dpar(128)
```

C:

```
void dcsrilu0 (int *n, double *a, int *ia, int *ja, double *bilu0, int *ipar, double *dpar,
  int *ierr);
```

dcsrilut

ILUT preconditioner based on the incomplete LU factorization with a threshold of a sparse matrix.

Syntax

Fortran:

```
call dcsrilut(n, a, ia, ja, bilut, bilut, ibilut, jbilut, tol, maxfil, ipar,
  dpar, ierr)
```

C:

```
dcsrilut(&n, a, ia, ja, bilut, bilut, ibilut, jbilut, &tol, &maxfil, ipar,
  dpar, &ierr);
```

Description

This routine is declared in `mkl_rci.fi` for Fortran interface and in `mkl_rci.h` for C interface.

The routine `dcsrilut` computes a preconditioner B [Saad03] of a given sparse matrix A stored in the format accepted in the direct sparse solvers:

$A \sim B = L * U$, where L is a low triangular matrix with unit diagonal, U is an upper triangular matrix with non-unit diagonal.

The following threshold criteria are used to generate the incomplete factors L and U :

- 1) the resulting entry must be greater than the matrix current row norm multiplied by the parameter *tol*, and
- 2) the number of the non-zero elements in each row of the resulting *L* and *U* factors must not be greater than the value of the parameter *maxfil*.

Input Parameters

<i>n</i>	INTEGER. Size (number of rows or columns) of the original square <i>n</i> -by- <i>n</i> matrix <i>A</i> .
<i>a</i>	DOUBLE PRECISION. Array containing all non-zero elements of the matrix <i>A</i> . The length of the array is equal to their number. Refer to <i>values</i> array description in the Sparse Matrix Storage Format section for more details.
<i>ia</i>	INTEGER. Array of size $(n+1)$ containing indices of non-zero elements in the array <i>A</i> . <i>ia</i> (<i>I</i>) is the index of the first non-zero element from the row <i>I</i> . The value of the last element <i>ia</i> (<i>n</i> +1) is equal to the number of non-zeros in the matrix <i>A</i> plus one. Refer to the <i>rowIndex</i> array description in the Sparse Matrix Storage Format section for more details.
<i>ja</i>	INTEGER. Array of size equal to the size of the array <i>a</i> . This array contains the column numbers for each non-zero element of the matrix <i>A</i> . Refer to the <i>columns</i> array description in the Sparse Matrix Storage Format section for more details.



NOTE. Column numbers must be in increasing order for each row of matrix.

<i>tol</i>	DOUBLE PRECISION. Tolerance for threshold criterion for the resulting entries of the preconditioner.
<i>maxfil</i>	INTEGER. Maximum fill-in, half of the preconditioner bandwidth. The number of non-zero elements in the rows of the preconditioner can not exceed $(2*maxfil+1)$.

ipar

INTEGER array of size *128*. This parameter is used to specify the integer set of data for both the ILUT and RCI FGMRES computations. Refer to the *ipar* array description in the [FGMRES Common Parameters](#) for more details on FGMRES parameter entries. The entries specific to ILUT are listed below.

ipar(31) - specifies how the routine operates if the value of the computed diagonal element is less than the current matrix row norm multiplied by the value of the parameter *tol*. If *ipar*(31) = 0, then the calculation is stopped and the routine returns non-zero error value. Otherwise, the value of the diagonal element is set to the certain value (see description of the parameter *dpar*(31) below), and the calculation continues.



NOTE. There is no default value for *ipar*(31) entry even if the preconditioner is used within the RCI ISS context. Always set the value of this entry.



NOTE. Advanced users can define this array in the code as `INTEGER ipar(31)`. However, to guarantee the compatibility with the future releases of the Intel MKL, declare the array *ipar* of length 128.

dpar

DOUBLE PRECISION array of size *128*. This parameter specifies the double precision set of data for both ILUT and RCI FGMRES computations. Refer to the *dpar* array description in the [FGMRES Common Parameters](#) for more details on FGMRES parameter entries. The entries that are specific to ILUT are listed below.

dpar(31) - specifies the value that being multiplied by the matrix row norm is assigned to those diagonal elements whose value is less than the matrix row norm multiplied by the value of the parameter *tol*, if the calculation is not stopped in accordance with *ipar*(31).



NOTE. There is no default value for *dpar*(31) entry even if the preconditioner is used within RCI ISS context. Always set the value of this entry.



NOTE. Advanced users can define this array in the code as `DOUBLE PRECISION dpar(31)`. However, to guarantee the compatibility with the future releases of the Intel MKL, declare the array *dpar* of length 128.

Output Parameters

bilut

DOUBLE PRECISION. Array *B* containing non-zero elements of the resulting preconditioning matrix, stored format accepted in the direct sparse solvers. Refer to the *values* array description in the [Sparse Matrix Storage Format](#) section for more details. The size of the array is equal to $(2*maxfil+1)*n-maxfil*(maxfil+1)+1$.



NOTE. Provide enough memory for this array before calling the routine. Otherwise, the routine may fail to complete successfully with a correct result.

<i>ibilut</i>	INTEGER. Array of size $(n+1)$ containing indices of non-zero elements in the array <i>B</i> . <i>ibilut</i> (<i>I</i>) is the index of the first non-zero element from the row <i>I</i> . The value of the last element <i>ibilut</i> ($n+1$) is equal to the number of non-zeros in the matrix <i>B</i> plus one. Refer to the <i>rowIndex</i> array description in the Sparse Matrix Storage Format section for more details..
<i>jbilut</i>	INTEGER. Array, its size is equal to the size of the array <i>bilut</i> . This array contains the column numbers for each non-zero element of the matrix <i>B</i> . Refer to the <i>columns</i> array description in the Sparse Matrix Storage Format section for more details.
<i>ierr</i>	INTEGER. Error flag, informs about the routine completion.

Return Values

<i>ierr</i> =0	The routine completes the task normally.
<i>ierr</i> =-101	The routine is interrupted, the error occurs: the number of elements in some matrix row specified in the sparse format is equal to or less than 0.
<i>ierr</i> =-102	The routine is interrupted because the value of the computed diagonal element is less than the product of the given tolerance and the current matrix row norm, and it cannot be replaced as <i>ipar</i> (31)=0.
<i>ierr</i> =-103	The routine is interrupted, the error occurs: the element <i>ia</i> (<i>I</i> +1) is less than or equal to the element <i>ia</i> (<i>I</i>) (see Sparse Matrix Storage Format section).
<i>ierr</i> =-104	The routine is interrupted because the memory is insufficient for the internal work arrays.
<i>ierr</i> =-105	The routine is interrupted because the input value of <i>maxfil</i> is less than 0.
<i>ierr</i> =-106	The routine is interrupted because the size <i>n</i> of the input matrix is less than 0.
<i>ierr</i> =-107	The routine is interrupted, the error occurs: an element of the array <i>ja</i> is less than 0, or greater than <i>n</i> (see Sparse Matrix Storage Format section).

<code>ierr=101</code>	The value of <code>maxfil</code> is greater than or equal to <code>n</code> . The calculation is performed with the value of <code>maxfil</code> set to <code>(n-1)</code> .
<code>ierr=102</code>	The value of <code>tol</code> is less than 0. The calculation is performed with the value of the parameter set to <code>(-tol)</code> .
<code>ierr=103</code>	The absolute value of <code>tol</code> is greater than value of <code>dpar(31)</code> ; it can result in instability of the calculation.
<code>ierr=104</code>	The value of <code>dpar(31)</code> is equal to 0. It can cause the fail of the calculations.

Interfaces

FORTRAN 77 and Fortran 95:

```
SUBROUTINE dcsrilut (n, a, ia, ja, bilut, ibilut, jbilut, tol, maxfil, ipar, dpar, ierr)
INTEGER n, ierr, ipar(*), maxfil
INTEGER ia(*), ja(*), ibilut(*), jbilut(*)
DOUBLE PRECISION a(*), bilut(*), dpar(*), tol
```

C:

```
void dcsrilut (int *n, double *a, int *ia, int *ja, double *bilut, int *ibilut, int *jbilut,
double *tol, int *maxfil, int *ipar, double *dpar, int *ierr);
```

Calling Sparse Solver and Preconditioner Routines from C/C++

The calling interface for all of the Intel MKL sparse solver and preconditioner routines is designed to be used easily from FORTRAN 77 or Fortran 90. However, any of these routines can be invoked directly from C or C++ if users are familiar with the inter-language calling conventions of their platforms. These conventions include, but are not limited to, the argument passing mechanisms for the language, the data type mappings from Fortran to C/C++, and the platform specific method of decoration for Fortran external names.

To promote portability, the C header files provide a set of macros and type definitions intended to hide the inter-language calling conventions and provide an interface to the Intel MKL sparse solver routines that appears natural for C/C++.

For example, consider a hypothetical library routine `foo` that takes a real vector of length n , and returns an integer status. Fortran users would access such a function as:

```
INTEGER n, status, foo

REAL x(*)

status = foo(x, n)
```

As noted above, to invoke `foo`, C users need to know what C data types correspond to Fortran types `INTEGER` and `REAL`; what argument passing mechanism the Fortran compiler uses; and what, if any, name decoration the Fortran compiler performs when generating the external symbol `foo`.

However, by using the C specific header file, for example `mkl_solver.h`, the invocation of `foo`, within a C program would look as follows:

```
#include "mkl_solver.h"

_INTEGER_t i, status;

_REAL_t x[];

status = foo( x, i );
```

Note that in the above example, the header file `mkl_solver.h` provides definitions for the types `_INTEGER_t` and `_REAL_t` that correspond to the Fortran types `INTEGER` and `REAL`.

To simplify calling of the Intel MKL sparse solver routines from C and C++, the following approach of providing C definitions of Fortran types is used: if an argument or a result from a sparse solver is documented as having the Fortran language specific type `XXX`, then the C and C++ header files provide an appropriate C language type definitions for the name `_XXX_t`.

Caveat for C Users

One of the key differences between C/C++ and Fortran is the argument passing mechanisms for the languages: Fortran programs use pass-by-reference semantics and C/C++ programs use pass-by-value semantics. In the above example, the header file `mkl_solver.h` attempts to hide this difference, by defining a macro `foo`, which takes the address of the appropriate arguments. For example, on the Tru64 UNIX* operating system `mkl_solver.h` defines the macro as follows:

```
#define foo(a,b) foo_((a), &(b))
```

Note how constants are treated when using the macro form of `foo`. `foo(x, 10)` is converted into `foo_(x, &10)`. In a strictly ANSI compliant C compiler, taking the address of a constant is not permitted, so a strictly conforming program would look like:

```
INTEGER_t iTen = 10;

_REAL_t * x;

status = foo( x, iTen );
```

However, some C compilers in a non-ANSI compliant mode enable taking the address of a constant for ease of use with Fortran programs. The form `foo(x, 10)` is acceptable for such compilers.

Vector Mathematical Functions

This chapter describes Intel® MKL Vector Mathematical Functions Library (VML), which is designed to compute mathematical functions on vector arguments. VML is an integral part of Intel MKL and the VML terminology is used here for simplicity in discussing this group of functions.

VML includes a set of highly optimized implementations of certain computationally expensive core mathematical functions (power, trigonometric, exponential, hyperbolic etc.) that operate on vectors of real and complex numbers.

Application programs that might significantly improve performance with VML include nonlinear programming software, integrals computation, and many others.

VML functions are divided into the following groups according to the operations they perform:

- [VML Mathematical Functions](#) compute values of mathematical functions (such as sine, cosine, exponential, logarithm and so on) on vectors with unit increment indexing.
- [VML Pack/Unpack Functions](#) convert to and from vectors with positive increment indexing, vector indexing and mask indexing (see [Appendix B](#) for details on vector indexing methods).
- [VML Service Functions](#) allow the user to set/get the accuracy mode, and set/get the error code.

VML mathematical functions take an input vector as argument, compute values of the respective function element-wise, and return the results in an output vector.

All the Intel MKL VML functions are declared in `mkl_vml.f77` for FORTRAN 77 interface, in `mkl_vml.fi` for Fortran 90 interface, and in `mkl_vml_functions.h` for C interface.

Examples that demonstrate usage of the Vector Mathematical functions are available in the following directories:

```
${MKL}/examples/vmlc/source
```

```
${MKL}/examples/vmlf/source.
```

Data Types and Accuracy Modes

Mathematical and pack/unpack vector functions in VML have been implemented for vector arguments of single and double precision real data. Both Fortran- and C-interfaces to all functions, including VML service functions, are provided in the library. The differences in naming and calling the functions for Fortran- and C-interfaces are detailed in the [Function Naming Conventions](#) section below.

Each vector function from VML (for each data format) can work in three modes: High Accuracy (HA), Low Accuracy (LA), and Enhanced Performance (EP). For many functions, using the LA version improves performance at the cost of slight reduction in accuracy (1-2 least significant bits). In

contrast to the LA accuracy flavor, the EP flavor further enhances the performance at the cost of significant reduction in accuracy. In both single and double precision, about half bits of floating-point mantissa are correct. Moreover, subtle argument paths for certain functions (for example, large arguments in trigonometric functions) may be calculated with even less accuracy.

Despite the fact that default accuracy is HA, LA is more than sufficient in most cases. For certain applications that are not very demanding for accuracy (for example, media applications, some Monte Carlo simulations, etc.) you may find the EP accuracy flavor sufficient.

In addition, special value behavior may differ between the HA and LA versions of the functions. Any information on accuracy behavior can be found in the *Intel MKL Release Notes*.

Switching between the modes (HA, LA, EP) is accomplished by using `vmlSetMode(mode)` (see [Table 9-14](#)). The function `vmlGetMode()` returns the currently used mode. The High Accuracy mode is used by default.

Function Naming Conventions

Full names of all VML functions include only lowercase letters for Fortran interface, whereas for C interface names the lowercase letters are mixed with uppercase.

VML mathematical and pack/unpack function full names have the following structure:

`v<?><name><mod>`

The initial letter `v` is a prefix indicating that a function belongs to VML.

The `<?>` field is a precision prefix that indicates the data type:

<i>s</i>	REAL for Fortran interface, or <code>float</code> for C interface
<i>d</i>	DOUBLE PRECISION for Fortran interface, or <code>double</code> for C interface.
<i>c</i>	COMPLEX for Fortran interface, or <code>MKL_Complex8</code> for C interface.
<i>z</i>	DOUBLE COMPLEX for Fortran interface, or <code>MKL_Complex16</code> for C interface.

The `<name>` field indicates the function short name, with some of its letters in uppercase for C interface (see for example [Table 9-2](#) or [Table 9-13](#)).

The `<mod>` field (written in uppercase for C interface) is present in pack/unpack functions only; it indicates the indexing method used:

<i>i</i>	indexing with positive increment
<i>v</i>	indexing with index vector
<i>m</i>	indexing with mask vector.

VML service function full names have the following structure:

`vml<name>`

where `vml` is a prefix indicating that a function belongs to VML, and `<name>` is the function short name, which includes some uppercase letters for C interface (see [Table 9-13](#)). To call VML functions from an application program, use conventional function calls. For example, the VML exponential function for single precision real data can be called as

`call vsexp (n, a, y)` for Fortran interface, or
`vsExp (n, a, y);` for C interface.

Functions Interface

The interface to VML functions includes function full names and the arguments list. The Fortran- and C-interface descriptions for different groups of VML functions are given below. Note that some functions (`Div`, `Pow`, and `Atan2`) have two input vectors *a* and *b* as their arguments, while `SinCos` function has two output vectors *y* and *z*.

VML Mathematical Functions

Fortran:

```
call v<p><name>( n, a, y )
call v<p><name>( n, a, b, y )
call v<p><name>( n, a, y, z )
```

C:

```
v<p><name>( n, a, y );
v<p><name>( n, a, b, y );
v<p><name>( n, a, y, z );
```

Pack Functions

Fortran:

```
call v<p>packi( n, a, inca, y )
call v<p>packv( n, a, ia, y )
call v<p>packm( n, a, ma, y )
```

C:

```
v<p>PackI( n, a, inca, y );
```

```
v<P>PackV( n, a, ia, y );
v<P>PackM( n, a, ma, y );
```

Unpack Functions

Fortran:

```
call v<P>unpacki( n, a, y, incy )
call v<P>unpackv( n, a, y, iy )
call v<P>unpackm( n, a, y, my )
```

C:

```
v<P>UnpackI( n, a, y, incy );
v<P>UnpackV( n, a, y, iy );
v<P>UnpackM( n, a, y, my );
```

Service Functions

Fortran:

```
oldmode = vmlsetmode( mode )
mode = vmlgetmode( )
olderr = vmlseterrstatus ( err )
err = vmlgeterrstatus( )
olderr = vmlclearerrstatus( )
oldcallback = vmlseterrorcallback( callback )
callback = vmlgeterrorcallback( )
oldcallback = vmlclearerrorcallback( )
```

C:

```
oldmode = vmlSetMode( mode );
mode = vmlGetMode( void );
olderr = vmlSetErrStatus ( err );
err = vmlGetErrStatus( void );
olderr = vmlClearErrStatus( void );
oldcallback = vmlSetErrorCallBack( callback );
callback = vmlGetErrorCallBack( void );
oldcallback = vmlClearErrorCallBack( void );
```


Input Parameters

<i>n</i>	number of elements to be calculated
<i>a</i>	first input vector
<i>b</i>	second input vector
<i>inca</i>	vector increment for the input vector <i>a</i>
<i>ia</i>	index vector for the input vector <i>a</i>
<i>ma</i>	mask vector for the input vector <i>a</i>
<i>incy</i>	vector increment for the output vector <i>y</i>
<i>iy</i>	index vector for the output vector <i>y</i>
<i>my</i>	mask vector for the output vector <i>y</i>
<i>err</i>	error code
<i>mode</i>	VML mode
<i>callback</i>	address of the callback function

Output Parameters

<i>y</i>	first output vector
<i>z</i>	second output vector
<i>err</i>	error code
<i>mode</i>	VML mode
<i>olderr</i>	former error code
<i>oldmode</i>	former VML mode
<i>callback</i>	address of the callback function
<i>oldcallback</i>	address of the former callback function

The data types of the parameters used in each function are specified in the respective function description section. All VML mathematical functions can perform in-place operations, which means that the same vector can be used as both input and output parameter. This holds true for functions with two input vectors as well, in which case one of them may be overwritten with the output vector. For functions with two output vectors, one of them may coincide with the input vector. But partially overlapping input and output vectors could lead to unpredictable results.

Vector Indexing Methods

Current VML mathematical functions work only with unit increment. Arrays with other increments, or more complicated indexing, can be accommodated by gathering the elements into a contiguous vector and then scattering them after the computation is complete.

Three following indexing methods are used to gather/scatter the vector elements in VML:

- positive increment
- index vector
- mask vector.

The indexing method used in a particular function is indicated by the indexing modifier (see the description of the *<mod>* field in [Function Naming Conventions](#)). For more information on indexing methods see [Vector Arguments in VML](#) in Appendix B.

Error Diagnostics

The VML library has its own error handler. The only difference for C- and Fortran- interfaces is that the Intel MKL error reporting routine `XERBLA` can be called after the Fortran- interface VML function encounters an error, and this routine gets information on `VML_STATUS_BADSIZE` and `VML_STATUS_BADMEM` input errors (see [Table 9-16](#)).

The VML error handler has the following properties:

- The Error Status (`vmErrStatus`) global variable is set after each VML function call. The possible values of this variable are shown in the [Table 9-16](#).
- Depending on the VML mode, the error handler function invokes:
 - `errno` variable setting. The possible values are shown in the [Table 9-1](#).
 - writing error text information to the `stderr` stream
 - raising the appropriate exception on error, if necessary
 - calling the additional error handler callback function.

Table 9-1. Set Values of the `errno` Variable

Value of <code>errno</code>	Description
0	No errors are detected.
<code>EINVAL</code>	The array dimension is not positive.
<code>EACCES</code>	NULL pointer is passed.

Value of <i>errno</i>	Description
<i>EDOM</i>	At least one of array values is out of a range of definition.
<i>ERANGE</i>	At least one of array values caused a singularity, overflow or underflow.

VML Mathematical Functions

This section describes VML functions which compute values of mathematical functions on real and complex vector arguments with unit increment.

Each function group is introduced by its short name, a brief description of its purpose, and the calling sequence for each type of data both for Fortran- and C-interfaces, as well as a description of the input/output arguments.

For all VML mathematical functions, the input range of parameters is equal to the mathematical range of definition in the set of defined values for the respective data type. Several VML functions, specifically *Div*, *Exp*, *Sinh*, *Cosh*, and *Pow*, can result in an overflow. For these functions, the respective input threshold values that mark off the precision overflow are specified in the function description section. Note that in these specifications, *FLT_MAX* denotes the maximum number representable in single precision real data type, while *DBL_MAX* denotes the maximum number representable in double precision real data type.

Table 9-2 lists available mathematical functions and data types associated with them.

Table 9-2. VML Mathematical Functions

Function	Data Types	Description
Arithmetic Functions		
<i>v?Add</i>	<i>s, d, c, z</i>	Addition of vector elements
<i>v?Sub</i>	<i>s, d, c, z</i>	Subtraction of vector elements
<i>v?Sqr</i>	<i>s, d</i>	Squaring of vector elements
<i>v?Mul</i>	<i>s, d, c, z</i>	Multiplication of vector elements
<i>v?MulByConj</i>	<i>c, z</i>	Multiplication of elements of one vector by conjugated elements of the second vector
<i>v?Conj</i>	<i>c, z</i>	Conjugation of vector elements
<i>v?Abs</i>	<i>s, d, c, z</i>	Absolute value of vector elements
<i>v?Arg</i>	<i>c, z</i>	Argument of vector elements
Power and Root Functions		
<i>v?Inv</i>	<i>s, d</i>	Inversion of vector elements
<i>v?Div</i>	<i>s, d, c, z</i>	Division of elements of one vector by elements of the second vector
<i>v?Sqrt</i>	<i>s, d, c, z</i>	Square root of vector elements
<i>v?InvSqrt</i>	<i>s, d</i>	Inverse square root of vector elements

Function	Data Types	Description
v?Cbrt	<i>s, d</i>	Cube root of vector elements
v?InvCbrt	<i>s, d</i>	Inverse cube root of vector elements
v?Pow2o3	<i>s, d</i>	Each vector element raised to 2/3
v?Pow3o2	<i>s, d</i>	Each vector element raised to 3/2
v?Pow	<i>s, d, c, z</i>	Each vector element raised to the specified power
v?Powx	<i>s, d, c, z</i>	Each vector element raised to the constant power
v?Hypot	<i>s, d</i>	Square root of sum of squares
Exponential and Logarithmic Functions		
v?Exp	<i>s, d, c, z</i>	Exponential of vector elements
v?Expml	<i>s, d</i>	Exponential of vector elements decreased by 1
v?Ln	<i>s, d, c, z</i>	Natural logarithm of vector elements
v?Log10	<i>s, d, c, z</i>	Denary logarithm of vector elements
v?Log1p	<i>s, d</i>	Natural logarithm of vector elements that are increased by 1
Trigonometric Functions		
v?Cos	<i>s, d, c, z</i>	Cosine of vector elements
v?Sin	<i>s, d, c, z</i>	Sine of vector elements
v?SinCos	<i>s, d</i>	Sine and cosine of vector elements
v?CIS	<i>c, z</i>	Complex exponent of vector elements (cosine and sine combined to complex value)
v?Tan	<i>s, d, c, z</i>	Tangent of vector elements
v?Acos	<i>s, d, c, z</i>	Inverse cosine of vector elements
v?Asin	<i>s, d, c, z</i>	Inverse sine of vector elements
v?Atan	<i>s, d, c, z</i>	Inverse tangent of vector elements
v?Atan2	<i>s, d</i>	Four-quadrant inverse tangent of elements of two vectors
Hyperbolic Functions		
v?Cosh	<i>s, d, c, z</i>	Hyperbolic cosine of vector elements
v?Sinh	<i>s, d, c, z</i>	Hyperbolic sine of vector elements
v?Tanh	<i>s, d, c, z</i>	Hyperbolic tangent of vector elements
v?Acosh	<i>s, d, c, z</i>	Inverse hyperbolic cosine of vector elements
v?Asinh	<i>s, d, c, z</i>	Inverse hyperbolic sine of vector elements
v?Atanh	<i>s, d, c, z</i>	Inverse hyperbolic tangent of vector elements.
Special Functions		
v?Erf	<i>s, d</i>	Error function value of vector elements
v?Erfc	<i>s, d</i>	Complementary error function value of vector elements
v?CdfNorm	<i>s, d</i>	Cumulative normal distribution function value of vector elements

Function	Data Types	Description
<code>v?ErfInv</code>	s, d	Inverse error function value of vector elements
<code>v?ErfcInv</code>	s, d	Inverse complementary error function value of vector elements
<code>v?CdfNormInv</code>	s, d	Inverse cumulative normal distribution function value of vector elements
Rounding Functions		
<code>v?Floor</code>	s, d	Rounding towards minus infinity
<code>v?Ceil</code>	s, d	Rounding towards plus infinity
<code>v?Trunc</code>	s, d	Rounding towards zero infinity
<code>v?Round</code>	s, d	Rounding to nearest integer
<code>v?NearbyInt</code>	s, d	Rounding according to current mode
<code>v?Rint</code>	s, d	Rounding according to current mode and raising inexact result exception
<code>v?Modf</code>	s, d	Integer and fraction parts

Special Value Notations

This section describes notations used in special value behavior tables for complex functions.

X and Y are non-zero positive finite floating point numbers. The imaginary unit is i , $i^2 = -1$. $\text{RE}(z)$ is the real part of z and $\text{IM}(z)$ is the imaginary part of z . The argument z for the function is defined by $\text{RE}(z) + i \cdot \text{IM}(z)$.

$\text{CONJ}(x + i \cdot y) = x - i \cdot y$

$\text{CIS}(y) = \text{Cos}(y) + i \cdot \text{Sin}(y)$.

The result of the function for the argument z is found in the cell at the intersection of the $\text{RE}(z)$ column and the $\text{IM}(z)$ row. If the function raises exception on the argument z , the lower part of this cell shows the raised exception. An empty cell indicates that this argument is not special and the result is defined mathematically.

Arithmetic Functions

v?Add

Performs element by element addition of vector a and vector b .

Syntax

Fortran:

```
call vsadd( n, a, b, y )
call vdadd( n, a, b, y )
call vcadd( n, a, b, y )
call vzadd( n, a, b, y )
```

C:

```
vsAdd( n, a, b, y );
vdAdd( n, a, b, y );
vcAdd( n, a, b, y );
vzAdd( n, a, b, y );
```

Input Parameters

Name	Type	Description
n	FORTRAN 77: INTEGER Fortran 90: INTEGER, INTENT (IN) C: const int	Specifies the number of elements to be calculated.
a, b	FORTRAN 77: REAL for vsadd DOUBLE PRECISION for vdadd COMPLEX for vcadd	FORTRAN: Arrays, specify the input vectors a and b . C: Pointers to arrays that contain the input vectors a and b .

Name	Type	Description
	DOUBLE COMPLEX for vzadd	
	Fortran 90: REAL, INTENT(IN) for vsadd	
	DOUBLE PRECISION, INTENT(IN) for vdadd	
	COMPLEX, INTENT(IN) for vcadd	
	DOUBLE COMPLEX, INTENT(IN) for vzadd	
	C: const float* for vsAdd	
	const double* for vdAdd	
	const MKL_Complex8* for vcAdd	
	const MKL_Complex16* for vzAdd	

Output Parameters

Name	Type	Description
<i>y</i>	FORTRAN 77: REAL for vsadd	FORTRAN: Array, specifies the output vector <i>y</i> .
	DOUBLE PRECISION for vdadd	
	COMPLEX, for vcadd	C: Pointer to an array that contains the output vector <i>y</i> .
	DOUBLE COMPLEX for vzadd	
	Fortran 90: REAL, INTENT(OUT) for vsadd	
	DOUBLE PRECISION, INTENT(OUT) for vdadd	
	COMPLEX, INTENT(OUT) for vcadd	
	DOUBLE COMPLEX, INTENT(OUT) for vzadd	
	C: float* for vsAdd	

Name	Type	Description
	double* for vdAdd	
	MKL_Complex8* for vcAdd	
	MKL_Complex16* for vzAdd	

Description

This function is declared in `mkl_vml.f77` for FORTRAN 77 interface, in `mkl_vml.fi` for Fortran 90 interface, and in `mkl_vml_functions.h` for C interface.

The function performs element by element addition of vector *a* and vector *b*.

Special values for Real Function v?Add(x)

Argument 1	Argument 2	Result	Exception
+0	+0	+0	
+0	-0	+0	
-0	+0	+0	
-0	-0	-0	
+∞	+∞	+∞	
+∞	-∞	QNAN	INVALID
-∞	+∞	QNAN	INVALID
-∞	-∞	-∞	
SNAN	any value	QNAN	INVALID
any value	SNAN	QNAN	INVALID
QNAN	non-SNAN	QNAN	
non-SNAN	QNAN	QNAN	

Specifications for special values of the complex functions are found according to the formula

$$\text{Add}(X1+i*Y1,X2+i*Y2) = (X1+X2) + i*(Y1+Y2).$$

v?Sub

Performs element by element subtraction of vector b from vector a .

Syntax

Fortran:

```
call vssub( n, a, b, y )
call vdsup( n, a, b, y )
call vcsub( n, a, b, y )
call vzsub( n, a, b, y )
```

C:

```
vsSub( n, a, b, y );
vdSub( n, a, b, y );
vcSub( n, a, b, y );
vzSub( n, a, b, y );
```

Input Parameters

Name	Type	Description
n	FORTRAN 77: INTEGER Fortran 90: INTEGER, INTENT (IN) C: const int	Specifies the number of elements to be calculated.
a, b	FORTRAN 77: REAL for vssub DOUBLE PRECISION for vdsup COMPLEX for vcsub DOUBLE COMPLEX for vzsub Fortran 90: REAL, INTENT (IN) for vssub	FORTRAN: Arrays, specify the input vectors a and b . C: Pointers to arrays that contain the input vectors a and b .

Name	Type	Description
	DOUBLE PRECISION, INTENT(IN) for vdsusb	
	COMPLEX, INTENT(IN) for vcsub	
	DOUBLE COMPLEX, INTENT(IN) for vzsub	
	C: const float* for vsSub	
	const double* for vdSub	
	const MKL_Complex8* for vcSub	
	const MKL_Complex16* for vz- Sub	

Output Parameters

Name	Type	Description
<i>y</i>	FORTRAN 77: REAL for vssub DOUBLE PRECISION for vdsusb COMPLEX for vcsub DOUBLE COMPLEX for vzsub Fortran 90: REALINTENT(OUT) for vssub DOUBLE PRECISION, INTENT(OUT) for vdsusb COMPLEX, INTENT(OUT) for vcsub DOUBLE COMPLEX, INTENT(OUT) for vzsub C: float* for vsSub double* for vdSub MKL_Complex8* for vcSub	FORTRAN: Array, specifies the output vector <i>y</i> . C: Pointer to an array that contains the output vector <i>y</i> .

Name **Type** **Description**

MKL_Complex16* for vzSub

Description

This function is declared in `mk1_vml.f77` for FORTRAN 77 interface, in `mk1_vml.fi` for Fortran 90 interface, and in `mk1_vml_functions.h` for C interface.

The function performs element by element subtraction of vector *b* from vector *a*.

Special values for Real Function v?Sub(x)

Argument 1	Argument 2	Result	Exception
+0	+0	+0	
+0	-0	+0	
-0	+0	-0	
-0	-0	+0	
$+\infty$	$+\infty$	QNAN	INVALID
$+\infty$	$-\infty$	$+\infty$	
$-\infty$	$+\infty$	$-\infty$	
$-\infty$	$-\infty$	QNAN	INVALID
SNAN	any value	QNAN	INVALID
any value	SNAN	QNAN	INVALID
QNAN	non-SNAN	QNAN	
non-SNAN	QNAN	QNAN	

Specifications for special values of the complex functions are found according to the formula

$$\text{Sub}(X1+i*Y1, X2+i*Y2) = (X1-X2) + i*(Y1-Y2).$$

v?Sqr

Performs element by element squaring of the vector.

Syntax

Fortran:

```
call vssqr( n, a, y )
```

```
call vdsqr( n, a, y )
```

C:

```
vsSqr( n, a, y );
```

```
vdSqr( n, a, y );
```

Input Parameters

Name	Type	Description
<i>n</i>	FORTRAN 77: INTEGER Fortran 90: INTEGER, INTENT (IN) C: const int	Specifies the number of elements to be calculated.
<i>a</i>	FORTRAN 77: REAL for vssqr DOUBLE PRECISION for vdsqr Fortran 90: REAL, INTENT (IN) for vssqr DOUBLE PRECISION, INTENT (IN) for vdsqr C: const float* for vsSqr const double* for vdSqr	FORTRAN: Array, specifies the input vector <i>a</i> . C: Pointer to an array that contains the input vector <i>a</i> .

Output Parameters

Name	Type	Description
<i>y</i>	FORTRAN 77: REAL for vssqr DOUBLE PRECISION for vdsqr Fortran 90: REAL, INTENT (OUT) for vssqr	FORTRAN: Array, specifies the output vector <i>y</i> . C: Pointer to an array that contains the output vector <i>y</i> .

Name	Type	Description
	DOUBLE PRECISION, INTENT(OUT) for vdsqr	
	C: float* for vsSqr	
	double* for vdSqr	

Description

This function is declared in `mkl_vml.f77` for FORTRAN 77 interface, in `mkl_vml.fi` for Fortran 90 interface, and in `mkl_vml_functions.h` for C interface.

The function performs element by element squaring of the vector.

Special Values for Real Function v?Sqr(x)

Argument	Result	Exception
+0	+0	
-0	+0	
+∞	+∞	
-∞	+∞	
QNAN	QNAN	
SNAN	QNAN	INVALID

v?Mul

Performs element by element multiplication of vector *a* and vector *b*.

Syntax

Fortran:

```
call vsmul( n, a, b, y )
call vdmul( n, a, b, y )
call vcmul( n, a, b, y )
call vzmul( n, a, b, y )
```

C:

```
vsMul( n, a, b, y );
vdMul( n, a, b, y );
vcMul( n, a, b, y );
vzMul( n, a, b, y );
```

Input Parameters

Name	Type	Description
<i>n</i>	FORTRAN 77: INTEGER Fortran 90: INTEGER, INTENT (IN) C: const int	Specifies the number of elements to be calculated.
<i>a, b</i>	FORTRAN 77: REAL for vsmul DOUBLE PRECISION for vdmul COMPLEX for vcMul DOUBLE COMPLEX for vzmul Fortran 90: REAL, INTENT (IN) for vsmul DOUBLE PRECISION, INTENT (IN) for vdmul COMPLEX, INTENT (IN) for vcMul DOUBLE COMPLEX, INTENT (IN) for vzmul C: const float* for vsMul const double* for vdMul const MKL_Complex8* for vcMul const MKL_Complex16* for vz-Mul	FORTRAN: Arrays, specify the input vectors <i>a</i> and <i>b</i> . C: Pointers to arrays that contain the input vectors <i>a</i> and <i>b</i> .

Output Parameters

Name	Type	Description
y	FORTRAN 77: REAL for <code>vsmul</code> DOUBLE PRECISION for <code>vdmul</code> COMPLEX, for <code>vcmul</code> DOUBLE COMPLEX for <code>vzmul</code> Fortran 90: REAL, INTENT (OUT) for <code>vsmul</code> DOUBLE PRECISION, INTENT (OUT) for <code>vdmul</code> COMPLEX, INTENT (OUT) for <code>vcmul</code> DOUBLE COMPLEX, INTENT (OUT) for <code>vzmul</code> C: float* for <code>vsMul</code> double* for <code>vdMul</code> MKL_Complex8* for <code>vcMul</code> MKL_Complex16* for <code>vzMul</code>	FORTRAN: Array, specifies the output vector y . C: Pointer to an array that contains the output vector y .

Description

This function is declared in `mk1_vml.f77` for FORTRAN 77 interface, in `mk1_vml.fi` for Fortran 90 interface, and in `mk1_vml_functions.h` for C interface.

The performs element by element multiplication of vector a and vector b .

Special values for Real Function `v?Mul(x)`

Argument 1	Argument 2	Result	Exception
+0	+0	+0	
+0	-0	-0	
-0	+0	-0	
-0	-0	+0	
+0	$+\infty$	QNAN	INVALID

Argument 1	Argument 2	Result	Exception
+0	-∞	QNAN	INVALID
-0	+∞	QNAN	INVALID
-0	-∞	QNAN	INVALID
+∞	+0	QNAN	INVALID
+∞	-0	QNAN	INVALID
-∞	+0	QNAN	INVALID
-∞	-0	QNAN	INVALID
+∞	+∞	+∞	
+∞	-∞	-∞	
-∞	+∞	-∞	
-∞	-∞	+∞	
SNAN	any value	QNAN	INVALID
any value	SNAN	QNAN	INVALID
QNAN	non-SNAN	QNAN	
non-SNAN	QNAN	QNAN	

Specifications for special values of the complex functions are found according to the formula

$$\text{Mul}(X1+i*Y1,X2+i*Y2) = (X1*X2-Y1*Y2) + i*(X1*Y2+Y1*X2).$$

v?MulByConj

*Performs element by element multiplication of vector *a* element and conjugated vector *b* element.*

Syntax

Fortran:

```
call vcmulbyconj( n, a, b, y )
call vzmulbyconj( n, a, b, y )
```

C:

```
vcMulByConj( n, a, b, y );
vzMulByConj( n, a, b, y );
```


Input Parameters

Name	Type	Description
n	FORTRAN 77: INTEGER Fortran 90: INTEGER, INTENT (IN) C: const int	Specifies the number of elements to be calculated.
a, b	FORTRAN 77: COMPLEX for vcmulbyconj DOUBLE COMPLEX for vzmulbyconj Fortran 90: COMPLEX, INTENT (IN) for vcmulbyconj DOUBLE COMPLEX, INTENT (IN) for vzmulbyconj C: const MKL_Complex8* for vcMulByConj const MKL_Complex16* for vzMulByConj	FORTRAN: Arrays, specify the input vectors a and b . C: Pointers to arrays that contain the input vectors a and b .

Output Parameters

Name	Type	Description
y	FORTRAN 77: COMPLEX for vcmulbyconj DOUBLE COMPLEX for vzmulbyconj Fortran 90: COMPLEX, INTENT (OUT) for vcmulbyconj DOUBLE COMPLEX, INTENT (OUT) for vzmulbyconj	FORTRAN: Array, specifies the output vector y . C: Pointer to an array that contains the output vector y .

Name	Type	Description
	C: MKL_Complex8* for vcMulBy-Conj	
	MKL_Complex16* for vzMulBy-Conj	

Description

This function is declared in `mkl_vml.f77` for FORTRAN 77 interface, in `mkl_vml.fi` for Fortran 90 interface, and in `mkl_vml_functions.h` for C interface.

The function performs element by element multiplication of vector *a* element and conjugated vector *b* element.

Specifications for special values of the functions are found according to the formula

$$\text{MulByConj}(X1+i*Y1,X2+i*Y2) = \text{Mul}(X1+i*Y1,X2-i*Y2).$$

v?Conj

Performs element by element conjugation of the vector.

Syntax

Fortran:

```
call vcconj( n, a, y )
call vzconj( n, a, y )
```

C:

```
vcConj( n, a, y );
vzConj( n, a, y );
```

Input Parameters

Name	Type	Description
n	FORTRAN 77: INTEGER Fortran 90: INTEGER, INTENT (IN) C: const int	Specifies the number of elements to be calculated.
a	FORTRAN 77: COMPLEX, INTENT (IN) for vcconj DOUBLE COMPLEX, INTENT (IN) for vzconj Fortran 90: COMPLEX, INTENT (IN) for vcconj DOUBLE COMPLEX, INTENT (IN) for vzconj C: const MKL_Complex8* for vcConj const MKL_Complex16* for vz- Conj	FORTRAN: Array, specifies the input vector a . C: Pointer to an array that contains the input vector a .

Output Parameters

Name	Type	Description
y	FORTRAN 77: COMPLEX, for vc- conj DOUBLE COMPLEX for vzconj Fortran 90: COMPLEX, INTENT (OUT) for vcconj DOUBLE COMPLEX, INTENT (OUT) for vzconj C: MKL_Complex8* for vcConj	FORTRAN: Array, specifies the output vector y . C: Pointer to an array that contains the output vector y .

Name	Type	Description
	MKL_Complex16* for vzConj	

Description

This function is declared in `mk1_vml.f77` for FORTRAN 77 interface, in `mk1_vml.fi` for Fortran 90 interface, and in `mk1_vml_functions.h` for C interface.

The function performs element by element conjugation of the vector.

No special values are specified. The function does not raise floating-point exceptions.

v?Abs

Computes absolute value of vector elements.

Syntax

Fortran:

```
call vsabs( n, a, y )
call vdabs( n, a, y )
call vcabs( n, a, y )
call vzabs( n, a, y )
```

C:

```
vsAbs( n, a, y );
vdAbs( n, a, y );
vcAbs( n, a, y );
vzAbs( n, a, y );
```

Input Parameters

Name	Type	Description
<i>n</i>	FORTRAN 77: INTEGER Fortran 90: INTEGER, INTENT (IN)	Specifies the number of elements to be calculated.

Name	Type	Description
	C: const int	
<i>a</i>	FORTRAN 77: REAL for vsabs DOUBLE PRECISION for vdabs COMPLEX for vcabs DOUBLE COMPLEX for vzabs Fortran 90: REAL, INTENT (IN) for vsabs DOUBLE PRECISION, INTENT (IN) for vdabs COMPLEX, INTENT (IN) for vcabs DOUBLE COMPLEX, INTENT (IN) for vzabs C: const float* for vsAbs const double* for vdAbs const MKL_Complex8* for vcAbs const MKL_Complex16* for vz- Abs	FORTRAN: Array, specifies the input vector <i>a</i> . C: Pointer to an array that contains the input vector <i>a</i> .

Output Parameters

Name	Type	Description
<i>y</i>	FORTRAN 77: REAL for vsabs, vcabs DOUBLE PRECISION for vdabs, vzabs Fortran 90: REAL, INTENT (OUT) for vsabs, vcabs DOUBLE PRECISION, INTENT (OUT) for vdabs, vzabs	FORTRAN: Array, specifies the output vector <i>y</i> . C: Pointer to an array that contains the output vector <i>y</i> .

Name	Type	Description
	C: float* for vsAbs, vcAbs	
	double* for vdAbs, vzAbs	

Description

This function is declared in `mkl_vml.f77` for FORTRAN 77 interface, in `mkl_vml.fi` for Fortran 90 interface, and in `mkl_vml_functions.h` for C interface.

The function computes absolute value of vector elements.

Special Values for Real Function v?Abs(x)

Argument	Result	Exception
+0	+0	
-0	+0	
+∞	+∞	
-∞	+∞	
QNaN	QNaN	
SNAN	QNaN	INVALID

Specifications for special values of the complex functions are found according to the formula

$$\text{Abs}(z) = \text{Hypot}(\text{RE}(z), \text{IM}(z)).$$

v?Arg

Computes argument of vector elements.

Syntax

Fortran:

```
call vcarg( n, a, y )
call vzarg( n, a, y )
```

C:

```
vcArg( n, a, y );
vzArg( n, a, y );
```

Input Parameters

Name	Type	Description
<i>n</i>	FORTTRAN 77: INTEGER Fortran 90: INTEGER, INTENT (IN) C: const int	Specifies the number of elements to be calculated.
<i>a</i>	FORTTRAN77: COMPLEX for vcarg DOUBLE COMPLEX for vzarg Fortran 90: COMPLEX, INTENT (IN) for vcarg DOUBLE COMPLEX, INTENT (IN) for vzarg C: const MKL_Complex8* for vcArg const MKL_Complex16* for vzArg	FORTTRAN: Array, specifies the input vector <i>a</i> . C: Pointer to an array that contains the input vector <i>a</i> .

Output Parameters

Name	Type	Description
<i>y</i>	FORTTRAN 77: REAL for vcarg DOUBLE PRECISION for vzarg Fortran 90: REAL, INTENT (OUT) for vcarg DOUBLE PRECISION, INTENT (OUT) for vzarg C: float* for vcArg double* for vzArg	FORTTRAN: Array, specifies the output vector <i>y</i> . C: Pointer to an array that contains the output vector <i>y</i> .

Description

This function is declared in `mkl_vml.f77` for FORTRAN 77 interface, in `mkl_vml.fi` for Fortran 90 interface, and in `mkl_vml_functions.h` for C interface.

The function computes argument of vector elements.

See the [Special Value Notations](#) section for the conventions used in the table below.

Special Values for Complex Function `v?Arg(z)`

RE(z) IM(z)	-∞	-X	-0	+0	+X	+∞	NAN
+i·∞	$+3\cdot\pi/4$	$+\pi/2$	$+\pi/2$	$+\pi/2$	$+\pi/2$	$+\pi/4$	NAN
+i·Y	$+\pi$		$+\pi/2$	$+\pi/2$		$+0$	NAN
+i·0	$+\pi$	$+\pi$	$+\pi$	$+0$	$+0$	$+0$	NAN
-i·0	$-\pi$	$-\pi$	$-\pi$	-0	-0	-0	NAN
-i·Y	$-\pi$		$-\pi/2$	$-\pi/2$		-0	NAN
-i·∞	$-3\cdot\pi/4$	$-\pi/2$	$-\pi/2$	$-\pi/2$	$-\pi/2$	$-\pi/4$	NAN
+iNAN	NAN	NAN	NAN	NAN	NAN	NAN	NAN

Notes:

- raises `INVALID` exception when real or imaginary part of the argument is `SNAN`
- does not change `ERROR CODE`
- $\text{Arg}(z) = \text{Atan2}(\text{IM}(z), \text{RE}(z))$.

Power and Root Functions

v?Inv

Performs element by element inversion of the vector.

Syntax

Fortran:

```
call vsinv( n, a, y )
call vdivv( n, a, y )
```

C:

```
vsInv( n, a, y );
vdInv( n, a, y );
```

Input Parameters

Name	Type	Description
<i>n</i>	FORTRAN 77: INTEGER Fortran 90: INTEGER, INTENT (IN) C: const int	Specifies the number of elements to be calculated.
<i>a</i>	FORTRAN 77: REAL for vs- inv DOUBLE PRECISION for vd- inv Fortran 90: REAL, INTENT (IN) for vsinv DOUBLE PRECISION, INTENT (IN) for vdivv	FORTRAN: Array, specifies the input vector <i>a</i> . C: Pointer to an array that contains the input vector <i>a</i> .

Name	Type	Description
	C: <code>const float*</code> for <code>vsInv</code>	
	<code>const double*</code> for <code>vdInv</code>	

Output Parameters

Name	Type	Description
<i>y</i>	FORTRAN 77: <code>REAL</code> for <code>vsinv</code> <code>DOUBLE PRECISION</code> for <code>vdinv</code> Fortran 90: <code>REAL, INTENT (OUT)</code> for <code>vsinv</code> <code>DOUBLE PRECISION,</code> <code>INTENT (OUT)</code> for <code>vdinv</code> C: <code>float*</code> for <code>vsInv</code> <code>double*</code> for <code>vdInv</code>	FORTRAN: Array, specifies the output vector <i>y</i> . C: Pointer to an array that contains the output vector <i>y</i> .

Description

This function is declared in `mkl_vml.f77` for FORTRAN 77 interface, in `mkl_vml.fi` for Fortran 90 interface, and in `mkl_vml_functions.h` for C interface.

The function performs element by element inversion of the vector.

Special Values for Real Function `v?Inv(x)`

Argument	Result	Error Code	Exception
+0	$+\infty$	VML_STATUS_SING	ZERODIVIDE
-0	$-\infty$	VML_STATUS_SING	ZERODIVIDE
$+\infty$	+0		
$-\infty$	-0		
QNAN	QNAN		
SNAN	QNAN		INVALID

v?Div

Performs element by element division of vector a by vector b

Syntax

Fortran:

```
call vsdiv( n, a, b, y )
call vddiv( n, a, b, y )
call vcdiv( n, a, b, y )
call vzdiv( n, a, b, y )
```

C:

```
vsDiv( n, a, b, y );
vdDiv( n, a, b, y );
vcDiv( n, a, b, y );
vzDiv( n, a, b, y );
```

Input Parameters

Name	Type	Description
n	FORTRAN 77: INTEGER Fortran 90: INTEGER, INTENT(IN) C: const int	Specifies the number of elements to be calculated.
a, b	FORTRAN 77: REAL for vsdiv DOUBLE PRECISION for vddiv COMPLEX for vcdiv DOUBLE COMPLEX for vzdiv Fortran 90: REAL, INTENT(IN) for vsdiv	FORTRAN: Arrays, specify the input vectors a and b . C: Pointers to arrays that contain the input vectors a and b .

Name	Type	Description
	DOUBLE PRECISION, INTENT(IN) for vddiv	
	COMPLEX, INTENT(IN) for vcdiv	
	DOUBLE COMPLEX, INTENT(IN) for vzdiv	
	C: const float* for vsDiv	
	const double* for vdDiv	
	const MKL_Complex8* for vcDiv	
	const MKL_Complex16* for vz- Div	

Table 9-3 Precision Overflow Thresholds for Div Real Function

Data Type	Threshold Limitations on Input Parameters
single precision	$\text{abs}(a[i]) < \text{abs}(b[i]) * \text{FLT_MAX}$
double precision	$\text{abs}(a[i]) < \text{abs}(b[i]) * \text{DBL_MAX}$



NOTE. Overflow can occur also in Div complex function, but the exact formula is beyond the scope of this document.

Output Parameters

Name	Type	Description
<i>y</i>	FORTRAN 77: REAL for vsdiv DOUBLE PRECISION for vddiv COMPLEX for vcdiv DOUBLE COMPLEX for vzdiv Fortran 90: REAL, INTENT(OUT) for vsdiv DOUBLE PRECISION, INTENT(OUT) for vddiv	FORTRAN: Array, specifies the output vector <i>y</i> . C: Pointer to an array that contains the output vector <i>y</i> .

Name	Type	Description
------	------	-------------

	COMPLEX, INTENT (OUT) for <code>vcdiv</code>	
	DOUBLE COMPLEX, INTENT (OUT) for <code>vzdiv</code>	
C:	<code>float*</code> for <code>vsDiv</code>	
	<code>double*</code> for <code>vdDiv</code>	
	<code>MKL_Complex8*</code> for <code>vcDiv</code>	
	<code>MKL_Complex16*</code> for <code>vzDiv</code>	

Description

This function is declared in `mk1_vml.f77` for FORTRAN 77 interface, in `mk1_vml.fi` for Fortran 90 interface, and in `mk1_vml_functions.h` for C interface.

The function performs element by element division of vector *a* by vector *b*.

Special values for Real Function `v?Div(x)`

Argument 1	Argument 2	Result	Error Code	Exception
X > +0	+0	$+\infty$	VML_STATUS_SING	ZERODRIVE
X > +0	-0	$-\infty$	VML_STATUS_SING	ZERODRIVE
X < +0	+0	$-\infty$	VML_STATUS_SING	ZERODRIVE
X < +0	-0	$+\infty$	VML_STATUS_SING	ZERODRIVE
+0	+0	QNAN	VML_STATUS_SING	
-0	-0	QNAN	VML_STATUS_SING	
X > +0	$+\infty$	+0		
X > +0	$-\infty$	-0		
$+\infty$	$+\infty$	QNAN		
$-\infty$	$-\infty$	QNAN		
QNAN	QNAN	QNAN		
SNAN	SNAN	QNAN		INVALID

Specifications for special values of the complex functions are found according to the formula

$$\text{Div}(X1+i*Y1, X2+i*Y2) = (X1+i*Y1) * (X2-i*Y2) / (X2*X2+Y2*Y2).$$

v?Sqrt

Computes a square root of vector elements.

Syntax

Fortran:

```
call vssqrt( n, a, y )
call vdsqrt( n, a, y )
call vcsqrt( n, a, y )
call vzsqrt( n, a, y )
```

C:

```
vsSqrt( n, a, y );
vdSqrt( n, a, y );
vcSqrt( n, a, y );
vzSqrt( n, a, y );
```

Input Parameters

Name	Type	Description
<i>n</i>	FORTRAN 77: INTEGER Fortran 90: INTEGER, INTENT (IN) C: const int	Specifies the number of elements to be calculated.
<i>a</i>	FORTRAN 77: REAL for vssqrt DOUBLE PRECISION for vdsqrt COMPLEX for vcsqrt DOUBLE COMPLEX for vzsqrt Fortran 90: REAL, INTENT (IN) for vssqrt	FORTRAN: Array, specifies the input vector <i>a</i> . C: Pointer to an array that contains the input vector <i>a</i> .

Name	Type	Description
	DOUBLE PRECISION, INTENT(IN) for vdsqrt	
	COMPLEX, INTENT(IN) for vcsqrt	
	DOUBLE COMPLEX, INTENT(IN) for vzsqrt	
	C: const float* for vsSqrt	
	const double* for vdSqrt	
	const MKL_Complex8* for vc- Sqrt	
	const MKL_Complex16* for vzSqrt	

Output Parameters

Name	Type	Description
<i>y</i>	FORTRAN: REAL for vssqrt DOUBLE PRECISION for vdsqrt COMPLEX for vcsqrt DOUBLE COMPLEX for vzsqrt C: float* for vsSqrt double* for vdSqrt MKL_Complex8* for vcSqrt MKL_Complex16* for vzSqrt	FORTRAN: Array, specifies the output vector <i>y</i> . C: Pointer to an array that contains the output vector <i>y</i> .

Description

This function is declared in `mk1_vml.f77` for FORTRAN 77 interface, in `mk1_vml.fi` for Fortran 90 interface, and in `mk1_vml_functions.h` for C interface.

The function computes a square root of vector elements.

Special Values for Real Function v?Sqrt(x)

Argument	Result	Error Code	Exception
$X < +0$	QNAN	VML_STATUS_ERRDOM	INVALID
+0	+0		
-0	-0		
$-\infty$	QNAN	VML_STATUS_ERRDOM	INVALID
$+\infty$	$+\infty$		
QNAN	QNAN		
SNAN	QNAN		INVALID

See the [Special Value Notations](#) section for the conventions used in the table below.

Special Values for Complex Function v?Sqrt(z)

RE(z) IM(z)	$-\infty$	-X	-0	+0	+X	$+\infty$	NAN
$+i\cdot\infty$	$+\infty+i\cdot\infty$	$+\infty+i\cdot\infty$	$+\infty+i\cdot\infty$	$+\infty+i\cdot\infty$	$+\infty+i\cdot\infty$	$+\infty+i\cdot\infty$	$+\infty+i\cdot\infty$
$+i\cdot Y$	$+0+i\cdot\infty$					$+\infty+i\cdot 0$	QNAN+i·QNAN
$+i\cdot 0$	$+0+i\cdot\infty$		$+0+i\cdot 0$	$+0+i\cdot 0$		$+\infty+i\cdot 0$	QNAN+i·QNAN
$-i\cdot 0$	$+0-i\cdot\infty$		$+0-i\cdot 0$	$+0-i\cdot 0$		$+\infty-i\cdot 0$	QNAN+i·QNAN
$-i\cdot Y$	$+0-i\cdot\infty$					$+\infty-i\cdot 0$	QNAN+i·QNAN
$-i\cdot\infty$	$+\infty-i\cdot\infty$	$+\infty-i\cdot\infty$	$+\infty-i\cdot\infty$	$+\infty-i\cdot\infty$	$+\infty-i\cdot\infty$	$+\infty-i\cdot\infty$	$+\infty-i\cdot\infty$
$+i\text{NAN}$	QNAN+i·QNAN	QNAN+i·QNAN	QNAN+i·QNAN	QNAN+i·QNAN	QNAN+i·QNAN	$+\infty+i\cdot\text{QNAN}$	QNAN+i·QNAN

Notes:

- raises INVALID exception when real or imaginary part of the argument is SNAN
- does not change ERROR CODE
- $\text{Sqrt}(\text{CONJ}(z)) = \text{CONJ}(\text{Sqrt}(z))$.

v?InvSqrt

Computes an inverse square root of vector elements.

Syntax

Fortran:

```
call vsinvsqrt( n, a, y )
call vdinvsqrt( n, a, y )
```

C:

```
vsInvSqrt( n, a, y );
vdInvSqrt( n, a, y );
```

Input Parameters

Name	Type	Description
<i>n</i>	FORTRAN 77: INTEGER Fortran 90: INTEGER, INTENT(IN) C: const int	Specifies the number of elements to be calculated.
<i>a</i>	FORTRAN 77: REAL for vsinvsqrt DOUBLE PRECISION for vdinvsqrt Fortran 90: REAL, INTENT(IN) for vsinvsqrt DOUBLE PRECISION, INTENT(IN) for vdinvsqrt C: const float* for vsInvSqrt const double* for vdInvSqrt	FORTRAN: Array, specifies the input vector <i>a</i> . C: Pointer to an array that contains the input vector <i>a</i> .

Output Parameters

Name	Type	Description
y	FORTRAN 77: REAL for vsin-vsqrt DOUBLE PRECISION for vdin-vsqrt Fortran 90: REAL, INTENT (OUT) for vsinvsqrt DOUBLE PRECISION, INTENT (OUT) for vdinvsqrt C: float* for vsInvSqrt double* for vdInvSqrt	FORTRAN: Array, specifies the output vector y . C: Pointer to an array that contains the output vector y .

Description

This function is declared in `mkl_vml.f77` for FORTRAN 77 interface, in `mkl_vml.fi` for Fortran 90 interface, and in `mkl_vml_functions.h` for C interface.

The function computes an inverse square root of vector elements.

Special Values for Real Function `v?InvSqrt(x)`

Argument	Result	Error Code	Exception
$X < +0$	QNAN	VML_STATUS_ERRDOM	INVALID
$+0$	$+\infty$	VML_STATUS_SING	ZERODIVIDE
-0	$-\infty$	VML_STATUS_SING	ZERODIVIDE
$-\infty$	QNAN	VML_STATUS_ERRDOM	INVALID
$+\infty$	$+0$		
QNAN	QNAN		
SNAN	QNAN		INVALID

v?Cbrt

Computes a cube root of vector elements.

Syntax

Fortran:

```
call vsqrt( n, a, y )  
call vdsqrt( n, a, y )
```

C:

```
vsqrt( n, a, y );  
vdsqrt( n, a, y );
```

Input Parameters

Name	Type	Description
<i>n</i>	FORTRAN 77: INTEGER Fortran 90: INTEGER, INTENT(IN) C: const int	Specifies the number of elements to be calculated.
<i>a</i>	FORTRAN 77: REAL for vsqrt DOUBLE PRECISION for vdsqrt Fortran 90: REAL, INTENT(IN) for vsqrt DOUBLE PRECISION, INTENT(IN) for vdsqrt C: const float* for vsqrt const double* for vdsqrt	FORTRAN: Array, specifies the input vector <i>a</i> . C: Pointer to an array that contains the input vector <i>a</i> .

Output Parameters

Name	Type	Description
<i>y</i>	FORTRAN 77: REAL for <code>vscbrt</code> DOUBLE PRECISION for <code>vdcbtrt</code> Fortran 90: REAL, INTENT (OUT) for <code>vscbrt</code> DOUBLE PRECISION, INTENT (OUT) for <code>vdcbtrt</code> C: float* for <code>vsCbrt</code> double* for <code>vdCbrt</code>	FORTRAN: Array, specifies the output vector <i>y</i> . C: Pointer to an array that contains the output vector <i>y</i> .

Description

This function is declared in `mkl_vml.f77` for FORTRAN 77 interface, in `mkl_vml.fi` for Fortran 90 interface, and in `mkl_vml_functions.h` for C interface.

The function computes a cube root of vector elements.

Special Values for Real Function v?Cbrt(x)

Argument	Result	Exception
+0	+0	
-0	-0	
$+\infty$	$+\infty$	
$-\infty$	$-\infty$	
QNAN	QNAN	
SNAN	QNAN	INVALID

v?InvCbrt

Computes an inverse cube root of vector elements.

Syntax

Fortran:

```
call vsinvcbrt( n, a, y )
```

```
call vdinvcbrt( n, a, y )
```

C:

```
vsInvCbrt( n, a, y );  
vdInvCbrt( n, a, y );
```

Input Parameters

Name	Type	Description
<i>n</i>	FORTRAN 77: INTEGER Fortran 90: INTEGER, INTENT(IN) C: const int	Specifies the number of elements to be calculated.
<i>a</i>	FORTRAN 77: REAL for vsin- vcbrt DOUBLE PRECISION for vdin- vcbrt Fortran 90: REAL, INTENT(IN) for vsinvcbrt DOUBLE PRECISION, INTENT(IN) for vdinvcbrt C: const float* for vsInvCbrt const double* for vdInvCbrt	FORTRAN: Array, specifies the input vector <i>a</i> . C: Pointer to an array that contains the input vector <i>a</i> .

Output Parameters

Name	Type	Description
<i>y</i>	FORTRAN 77: REAL for vsin- vcbrt DOUBLE PRECISION for vdin- vcbrt	FORTRAN: Array, specifies the output vector <i>y</i> . C: Pointer to an array that contains the output vector <i>y</i> .

Name	Type	Description
	Fortran 90: REAL, INTENT (OUT) for vsinvcbrt	
	DOUBLE PRECISION, INTENT (OUT) for vdinvcbrt	
	C: float* for vsInvCbrt double* for vdInvCbrt	

Description

This function is declared in `mkl_vml.f77` for FORTRAN 77 interface, in `mkl_vml.fi` for Fortran 90 interface, and in `mkl_vml_functions.h` for C interface.

The function computes an inverse cube root of vector elements.

Special Values for Real Function v?InvCbrt(x)

Argument	Result	Error Code	Exception
+0	$+\infty$	VML_STATUS_SING	ZERODIVIDE
-0	$-\infty$	VML_STATUS_SING	ZERODIVIDE
$+\infty$	+0		
$-\infty$	-0		
QNAN	QNAN		
SNAN	QNAN		INVALID

v?Pow2o3

Raises each element of a vector to the constant power 2/3.

Syntax

Fortran:

```
call vspow2o3( n, a, y )
call vdpow2o3( n, a, y )
```

C:

```
vsPow2o3( n, a, y );  
vdPow2o3( n, a, y );
```

Input Parameters

Name	Type	Description
<i>n</i>	FORTRAN 77: INTEGER Fortran 90: INTEGER, INTENT (IN) C: const int	Specifies the number of elements to be calculated.
<i>a</i>	FORTRAN 77: REAL for vspow2o3 DOUBLE PRECISION for vdpow2o3 Fortran 90: REAL, INTENT (IN) for vspow2o3 DOUBLE PRECISION, INTENT (IN) for vdpow2o3 C: const float* for vsPow2o3 const double* for vdPow2o3	FORTRAN: Arrays, specify the input vector <i>a</i> . C: Pointers to arrays that contain the input vector <i>a</i> .

Output Parameters

Name	Type	Description
<i>y</i>	FORTRAN 77: REAL for vspow2o3 DOUBLE PRECISION for vdpow2o3 Fortran 90: REAL, INTENT (OUT) for vspow2o3 DOUBLE PRECISION, INTENT (OUT) for vdpow2o3 C: float* for vsPow2o3	FORTRAN: Array, specifies the output vector <i>y</i> . C: Pointer to an array that contains the output vector <i>y</i> .

Name	Type	Description
	double*	for vdPow2o3

Description

This function is declared in `mk1_vml.f77` for FORTRAN 77 interface, in `mk1_vml.fi` for Fortran 90 interface, and in `mk1_vml_functions.h` for C interface.

The function raises each element of a vector to the constant power 2/3.

Special Values for Real Function v?Pow2o3(x)

Argument	Result	Exception
+0	+0	
-0	+0	
+∞	+∞	
-∞	+∞	
QNAN	QNAN	
SNAN	QNAN	INVALID

v?Pow3o2

Raises each element of a vector to the constant power 3/2.

Syntax

Fortran:

```
call vspow3o2( n, a, y )
call vdpow3o2( n, a, y )
```

C:

```
vsPow3o2( n, a, y );
vdPow3o2( n, a, y );
```


Input Parameters

Name	Type	Description
<i>n</i>	FORTRAN 77: INTEGER Fortran 90: INTEGER, INTENT (IN) C: const int	Specifies the number of elements to be calculated.
<i>a</i>	FORTRAN 77: REAL for vspow3o2 DOUBLE PRECISION for vdpow3o2 Fortran 90: REAL, INTENT (IN) for vspow3o2 DOUBLE PRECISION, INTENT (IN) for vdpow3o2 C: const float* for vsPow3o2 const double* for vdPow3o2	FORTRAN: Arrays, specify the input vector <i>a</i> . C: Pointers to arrays that contain the input vector <i>a</i> .

Table 9-4 Precision Overflow Thresholds for Pow3o2 Function

Data Type	Threshold Limitations on Input Parameters
single precision	$\text{abs}(a[i]) < (\text{FLT_MAX})^{2/3}$
double precision	$\text{abs}(a[i]) < (\text{DBL_MAX})^{2/3}$

Output Parameters

Name	Type	Description
<i>y</i>	FORTRAN 77: REAL for vspow3o2 DOUBLE PRECISION for vdpow3o2 Fortran 90: REAL, INTENT (OUT) for vspow3o2 DOUBLE PRECISION, INTENT (OUT) for vdpow3o2 C: float* for vsPow3o2	FORTRAN: Array, specifies the output vector <i>y</i> . C: Pointer to an array that contains the output vector <i>y</i> .

Name

Type

Description

double* for vdPow3o2

Description

This function is declared in `mkl_vml.f77` for FORTRAN 77 interface, in `mkl_vml.fi` for Fortran 90 interface, and in `mkl_vml_functions.h` for C interface.

The function raises each element of a vector to the constant power 3/2.

Special Values for Real Function v?Pow3o2(x)

Argument	Result	Error Code	Exception
X < +0	QNAN	VML_STATUS_ERRDOM	INVALID
+0	+0		
-0	-0		
-∞	QNAN	VML_STATUS_ERRDOM	INVALID
+∞	+∞		
QNAN	QNAN		
SNAN	QNAN		INVALID

v?Pow

Computes *a* to the power *b* for elements of two vectors.

Syntax

Fortran:

```
call vspow( n, a, b, y )
call vdpow( n, a, b, y )
call vcpow( n, a, b, y )
call vzpow( n, a, b, y )
```

C:

```
vsPow( n, a, b, y );
vdPow( n, a, b, y );
```

```
vcPow( n, a, b, y );  
vzPow( n, a, b, y );
```

Input Parameters

Name	Type	Description
<i>n</i>	FORTRAN 77: INTEGER Fortran 90: INTEGER, INTENT (IN) C: const int	Specifies the number of elements to be calculated.
<i>a, b</i>	FORTRAN 77: REAL for vspow DOUBLE PRECISION for vdpow COMPLEX for vcpow DOUBLE COMPLEX for vzpow Fortran 90: REAL, INTENT (IN) for vspow DOUBLE PRECISION, INTENT (IN) for vdpow COMPLEX, INTENT (IN) for vcpow DOUBLE COMPLEX, INTENT (IN) for vzpow C: const float* for vsPow const double* for vdPow const MKL_Complex8* for vcPow const MKL_Complex16* for vzPow	FORTRAN: Arrays, specify the input vectors <i>a</i> and <i>b</i> . C: Pointers to arrays that contain the input vectors <i>a</i> and <i>b</i> .

Table 9-5 Precision Overflow Thresholds for Pow Real Function

Data Type	Threshold Limitations on Input Parameters
single precision	$\text{abs}(a[i]) < (\text{FLT_MAX})^{1/b[i]}$
double precision	$\text{abs}(a[i]) < (\text{DBL_MAX})^{1/b[i]}$



NOTE. Overflow can occur also in `Pow` complex function, but the exact formula is beyond the scope of this document.

Output Parameters

Name	Type	Description
<i>y</i>	FORTRAN 77: REAL for <code>vspow</code> DOUBLE PRECISION for <code>vdpow</code> COMPLEX for <code>vcpow</code> DOUBLE COMPLEX for <code>vzpow</code> Fortran 90: REAL, INTENT (OUT) for <code>vspow</code> DOUBLE PRECISION, INTENT (OUT) for <code>vdpow</code> COMPLEX, INTENT (OUT) for <code>vcpow</code> DOUBLE COMPLEX, INTENT (OUT) for <code>vzpow</code> C: float* for <code>vsPow</code> double* for <code>vdPow</code> MKL_Complex8* for <code>vcPow</code> MKL_Complex16* for <code>vzPow</code>	FORTRAN: Array, specifies the output vector <i>y</i> . C: Pointer to an array that contains the output vector <i>y</i> .

Description

This function is declared in `mk1_vml.f77` for FORTRAN 77 interface, in `mk1_vml.fi` for Fortran 90 interface, and in `mk1_vml_functions.h` for C interface.

The real function `v?Pow` has certain limitations on the input range of *a* and *b* parameters. Specifically, if *a*[*i*] is positive, then *b*[*i*] may be arbitrary. For negative *a*[*i*], the value of *b*[*i*] must be integer (either positive or negative).

The complex function `v?Pow` has no such input range limitations.

Special values for Real Function v?Pow(x)

Argument 1	Argument 2	Result	Error Code	Exception
+0	neg. odd integer	$+\infty$	VML_STATUS_ERRDOM	ZERODIVIDE
-0	neg. odd integer	$-\infty$	VML_STATUS_ERRDOM	ZERODIVIDE
+0	neg. even integer	$+\infty$	VML_STATUS_ERRDOM	ZERODIVIDE
-0	neg. even integer	$+\infty$	VML_STATUS_ERRDOM	ZERODIVIDE
+0	neg. non-integer	$+\infty$	VML_STATUS_ERRDOM	ZERODIVIDE
-0	neg. non-integer	$+\infty$	VML_STATUS_ERRDOM	ZERODIVIDE
-0	pos. odd integer	+0		
-0	pos. odd integer	-0		
+0	pos. even integer	+0		
-0	pos. even integer	+0		
+0	pos. non-integer	+0		
-0	pos. non-integer	+0		
-1	$+\infty$	+1		
-1	$-\infty$	+1		
+1	any value	+1		
+1	+0	+1		
+1	-0	+1		
+1	$+\infty$	+1		
+1	$-\infty$	+1		
+1	QNAN	+1		
any value	+0	+1		
+0	+0	+1		
-0	+0	+1		
$+\infty$	+0	+1		
$-\infty$	+0	+1		
QNAN	+0	+1		
any value	-0	+1		
+0	-0	+1		
-0	-0	+1		
$+\infty$	-0	+1		

Argument 1	Argument 2	Result	Error Code	Exception
$-\infty$	-0	+1		
QNAN	-0	+1		
$X < +0$	non-integer	QNAN	VML_STATUS_ERRDOM	INVALID
$ X < 1$	$-\infty$	$+\infty$		
+0	$-\infty$	$+\infty$	VML_STATUS_ERRDOM	ZERODIVIDE
-0	$-\infty$	$+\infty$	VML_STATUS_ERRDOM	ZERODIVIDE
$ X > 1$	$-\infty$	+0		
$+\infty$	$-\infty$	+0		
$-\infty$	$-\infty$	+0		
$ X < 1$	$+\infty$	+0		
+0	$+\infty$	+0		
-0	$+\infty$	+0		
$ X > 1$	$+\infty$	$+\infty$		
$+\infty$	$+\infty$	$+\infty$		
$-\infty$	$+\infty$	$+\infty$		
$-\infty$	neg. odd integer	-0		
$-\infty$	neg. even integer	+0		
$-\infty$	neg. non-integer	+0		
$-\infty$	pos. odd integer	$-\infty$		
$-\infty$	pos. even integer	$+\infty$		
$-\infty$	pos. non-integer	$+\infty$		
$+\infty$	$X < +0$	+0		
$+\infty$	$X > +0$	$+\infty$		
QNAN	QNAN	QNAN		
QNAN	SNAN	QNAN		INVALID
SNAN	QNAN	QNAN		INVALID
SNAN	SNAN	QNAN		INVALID

No specification for special values of the complex functions is defined.

v?Powx

Raises each element of a vector to the constant power.

Syntax

Fortran:

```
call vspowx( n, a, b, y )
call vdpowx( n, a, b, y )
call vcpowx( n, a, b, y )
call vzipowx( n, a, b, y )
```

C:

```
vsPowx( n, a, b, y );
vdPowx( n, a, b, y );
vcPowx( n, a, b, y );
vzPowx( n, a, b, y );
```

Input Parameters

Name	Type	Description
<i>n</i>	FORTRAN 77: INTEGER Fortran 90: INTEGER, INTENT (IN) C: const int	Number of elements to be calculated.
<i>a</i>	FORTRAN 77: REAL for vspowx DOUBLE PRECISION for vdpowx COMPLEX for vcpowx DOUBLE COMPLEX for vzipowx Fortran 90: REAL, INTENT (IN) for vspowx	FORTRAN: Array <i>a</i> that specifies the input vector C: Pointer to an array that contains the input vector <i>a</i> .

Name	Type	Description
	DOUBLE PRECISION, INTENT (IN) for vdpowx	
	COMPLEX, INTENT (IN) for vcpowx	
	DOUBLE COMPLEX, INTENT (IN) for vvpowx	
	C: const float* for vsPowx	
	const double* for vdPowx	
	const MKL_Complex8* for vcPowx	
	const MKL_Complex16* for vzPowx	
b	FORTRAN 77: REAL for vspowx DOUBLE PRECISION for vdpowx COMPLEX for vcpowx DOUBLE COMPLEX for vvpowx Fortran 90: REAL, INTENT (IN) for vspowx DOUBLE PRECISION, INTENT (IN) for vdpowx COMPLEX, INTENT (IN) for vcpowx DOUBLE COMPLEX, INTENT (IN) for vvpowx C: const float for vsPowx const double for vdPowx const MKL_Complex8* for vcPowx const MKL_Complex16* for vzPowx	FORTRAN: Scalar value b that is the constant power. C: Constant value for power b .

Table 9-6 Precision Overflow Thresholds for v?Powx Real Function

Data Type	Threshold Limitations on Input Parameters
single precision	$\text{abs}(a[i]) < (\text{FLT_MAX})^{1/b}$
double precision	$\text{abs}(a[i]) < (\text{DBL_MAX})^{1/b}$



NOTE. Overflow can occur also in v?Powx complex function, but the exact formula is beyond the scope of this document.

Output Parameters

Name	Type	Description
<i>y</i>	FORTRAN 77: REAL for vspowx DOUBLE PRECISION for vdpowx COMPLEX for vcpowx DOUBLE COMPLEX for vzpowx Fortran 90: REAL, INTENT(OUT) for vspowx DOUBLE PRECISION, INTENT(OUT) for vdpowx COMPLEX, INTENT(OUT) for vcpowx DOUBLE COMPLEX, INTENT(OUT) for vzpowx C: float* for vsPowx double* for vdPowx MKL_Complex8* for vcPowx MKL_Complex16* for vzPowx	FORTRAN: Array, specifies the output vector <i>y</i> . C: Pointer to an array that contains the output vector <i>y</i> .

Description

This function is declared in mkl_vml.f77 for FORTRAN 77 interface, in mkl_vml.fi for Fortran 90 interface, and in mkl_vml_functions.h for C interface.

The real function `v?Powx` has certain limitations on the input range of *a* and *b* parameters. Specifically, if *a*[*i*] is positive, then *b* may be arbitrary. For negative *a*[*i*], the value of *b* must be integer (either positive or negative).

The complex function `v?Powx` has no such input range limitations.

Special values for real functions are the same as for the `v?Pow` function. See the respective [table](#) in the `v?Pow` description.

No specification for special values of the complex functions is defined.

v?Hypot

Computes a square root of sum of two squared elements.

Syntax

Fortran:

```
call vshypot( n, a, b, y )
call vdhypot( n, a, b, y )
```

C:

```
vsHypot( n, a, b, y );
vdHypot( n, a, b, y );
```

Input Parameters

Name	Type	Description
<i>n</i>	FORTRAN 77: INTEGER Fortran 90: INTEGER, INTENT (IN) C: const int	Number of elements to be calculated.
<i>a,b</i>	FORTRAN 77: REAL for <code>vshypot</code> DOUBLE PRECISION for <code>vdhypot</code> Fortran 90: REAL, INTENT (IN) for <code>vshypot</code>	FORTRAN: Arrays that specify the input vectors <i>a</i> and <i>b</i> C: Pointers to arrays that contain the input vectors <i>a</i> and <i>b</i> .

Name	Type	Description
	DOUBLE PRECISION, INTENT(IN) for vdhypot	
	C: const float* for vsHypot const double* for vdHypot	

Table 9-7 Precision Overflow Thresholds for Hypot Function

Data Type	Threshold Limitations on Input Parameters
single precision	$\text{abs}(a[i]) < \text{sqrt}(\text{FLT_MAX})$ $\text{abs}(b[i]) < \text{sqrt}(\text{FLT_MAX})$
double precision	$\text{abs}(a[i]) < \text{sqrt}(\text{DBL_MAX})$ $\text{abs}(b[i]) < \text{sqrt}(\text{DBL_MAX})$

Output Parameters

Name	Type	Description
y	FORTRAN 77: REAL for vshypot DOUBLE PRECISION for vdhypot Fortran 90: REAL, INTENT(OUT) for vshypot DOUBLE PRECISION, INTENT(OUT) for vdhypot C: float* for vsHypot double* for vdHypot	FORTRAN: Array, specifies the output vector <i>y</i> . C: Pointer to an array that contains the output vector <i>y</i> .

Description

This function is declared in `mk1_vml.f77` for FORTRAN 77 interface, in `mk1_vml.fi` for Fortran 90 interface, and in `mk1_vml_functions.h` for C interface.

The function computes a square root of sum of two squared elements.

Special values for Real Function v?Hypot(x)

Argument 1	Argument 2	Result	Exception
+0	+0	+0	
-0	-0	+0	
$+\infty$	any value	$+\infty$	
any value	$+\infty$	$+\infty$	
SNAN	any value	QNAN	INVALID
any value	SNAN	QNAN	INVALID
QNAN	any value	QNAN	
any value	QNAN	QNAN	

Exponential and Logarithmic Functions

v?Exp

Computes an exponential of vector elements.

Syntax

Fortran:

```
call vsexp( n, a, y )
call vdexp( n, a, y )
call vcexp( n, a, y )
call vzexp( n, a, y )
```

C:

```
vsExp( n, a, y );
vdExp( n, a, y );
vcExp( n, a, y );
vzExp( n, a, y );
```

Input Parameters

Name	Type	Description
<i>n</i>	FORTRAN 77: INTEGER Fortran 90: INTEGER, INTENT (IN) C: const int	Specifies the number of elements to be calculated.
<i>a</i>	FORTRAN 77: REAL for vsexp DOUBLE PRECISION for vdexp COMPLEX for vcexp DOUBLE COMPLEX for vzexp Fortran 90: REAL, INTENT (IN) for vsexp DOUBLE PRECISION, INTENT (IN) for vdexp COMPLEX, INTENT (IN) for vcexp DOUBLE COMPLEX, INTENT (IN) for vzexp C: const float* for vsExp const double* for vdExp const MKL_Complex8* for vcExp const MKL_Complex16* for vz- Exp	FORTRAN: Array, specifies the input vector <i>a</i> . C: Pointer to an array that contains the input vector <i>a</i> .

Table 9-8 Precision Overflow Thresholds for Exp Real Function

Data Type	Threshold Limitations on Input Parameters
single precision	$a[i] < \text{Ln}(\text{FLT_MAX})$
double precision	$a[i] < \text{Ln}(\text{DBL_MAX})$



NOTE. Overflow can occur also in `Exp` complex function, but the exact formula is beyond the scope of this document.

Output Parameters

Name	Type	Description
<i>y</i>	FORTRAN 77: REAL for <code>vsexp</code> DOUBLE PRECISION for <code>vdexp</code> COMPLEX for <code>vcexp</code> DOUBLE COMPLEX for <code>vzexp</code> Fortran 90: REAL, INTENT (OUT) for <code>vsexp</code> DOUBLE PRECISION, INTENT (OUT) for <code>vdexp</code> COMPLEX, INTENT (OUT) for <code>vcexp</code> DOUBLE COMPLEX, INTENT (OUT) for <code>vzexp</code> C: float* for <code>vsExp</code> double* for <code>vdExp</code> MKL_Complex8* for <code>vcExp</code> MKL_Complex16* for <code>vzExp</code>	FORTRAN: Array, specifies the output vector <i>y</i> . C: Pointer to an array that contains the output vector <i>y</i> .

Description

This function is declared in `mk1_vml.f77` for FORTRAN 77 interface, in `mk1_vml.fi` for Fortran 90 interface, and in `mk1_vml_functions.h` for C interface.

The function computes an exponential of vector elements.

Special Values for Real Function v?Exp(x)

Argument	Result	Error Code	Exception
+0	+1		
-0	+1		

Argument	Result	Error Code	Exception
$X > \text{overflow}$	$+\infty$	VML_STATUS_OVERFLOW	OVERFLOW
$X < \text{underflow}$	$+0$	VML_STATUS_UNDERFLOW	UNDERFLOW
$+\infty$	$+\infty$		
$-\infty$	$+0$		
QNAN	QNAN		
SNAN	QNAN		INVALID

See the [Special Value Notations](#) section for the conventions used in the table below.

Special Values for Complex Function $v?\text{Exp}(z)$

RE(z) IM(z)	$-\infty$	-X	-0	+0	+X	$+\infty$	NAN
$+i\cdot\infty$	$+0+i\cdot 0$	QNAN+i·QNAN INVALID	QNAN+i·QNAN INVALID	QNAN+i·QNAN INVALID	QNAN+i·QNAN INVALID	$+\infty+i\cdot\text{QNAN}$ INVALID	QNAN+i·QNAN INVALID
$+i\cdot Y$	$+0\cdot\text{CIS}(Y)$					$+\infty\cdot\text{CIS}(Y)$	QNAN+i·QNAN
$+i\cdot 0$	$+0\cdot\text{CIS}(0)$		$+1+i\cdot 0$	$+1+i\cdot 0$		$+\infty+i\cdot 0$	QNAN+i·0
$-i\cdot 0$	$+0\cdot\text{CIS}(0)$		$+1-i\cdot 0$	$+1-i\cdot 0$		$+\infty-i\cdot 0$	QNAN-i·0
$-i\cdot Y$	$+0\cdot\text{CIS}(Y)$					$+\infty\cdot\text{CIS}(Y)$	QNAN+i·QNAN
$-i\cdot\infty$	$+0-i\cdot 0$	QNAN+i·QNAN INVALID	QNAN+i·QNAN INVALID	QNAN+i·QNAN INVALID	QNAN+i·QNAN INVALID	$+\infty+i\cdot\text{QNAN}$ INVALID	QNAN+i·QNAN
$+i\cdot\text{NAN}$	$+0+i\cdot 0$	QNAN+i·QNAN INVALID	QNAN+i·QNAN INVALID	QNAN+i·QNAN INVALID	QNAN+i·QNAN INVALID	$+\infty+i\cdot\text{QNAN}$	QNAN+i·QNAN

Notes:

- raises `INVALID` exception when real or imaginary part of the argument is `SNAN`
- raises `INVALID` exception on argument $z=-\infty+i\cdot\text{QNAN}$
- does not change `ERROR CODE`.

v?Expm1

Computes an exponential of vector elements decreased by 1.

Syntax

Fortran:

```
call vsexpm1( n, a, y )
call vdexpm1( n, a, y )
```

C:

```
vsExpm1( n, a, y );
vdExpm1( n, a, y );
```

Input Parameters

Name	Type	Description
<i>n</i>	FORTRAN 77: INTEGER Fortran 90: INTEGER, INTENT (IN) C: const int	Specifies the number of elements to be calculated.
<i>a</i>	FORTRAN 77: REAL for vsexpm1 DOUBLE PRECISION for vdexpm1 Fortran 90: REAL, INTENT (IN) for vsexpm1 DOUBLE PRECISION, INTENT (IN) for vdexpm1 C: const float* for vsExpm1 const double* for vdExpm1	FORTRAN: Array, specifies the input vector <i>a</i> . C: Pointer to an array that contains the input vector <i>a</i> .

Table 9-9 Precision Overflow Thresholds for Expm1 Function

Data Type	Threshold Limitations on Input Parameters
single precision	$a[i] < \text{Ln}(\text{FLT_MAX})$
double precision	$a[i] < \text{Ln}(\text{DBL_MAX})$

Output Parameters

Name	Type	Description
y	FORTRAN 77: REAL for vsexpm1 DOUBLE PRECISION for vdexpm1 Fortran 90: REAL, INTENT(OUT) for vsexpm1 DOUBLE PRECISION, INTENT(OUT) for vdexpm1 C: float* for vsExpml double* for vdExpml	FORTRAN: Array, specifies the output vector y . C: Pointer to an array that contains the output vector y .

Description

This function is declared in `mkl_vml.f77` for FORTRAN 77 interface, in `mkl_vml.fi` for Fortran 90 interface, and in `mkl_vml_functions.h` for C interface.

The function computes an exponential of vector elements decreased by 1.

Special Values for Real Function v?Expm1(x)

Argument	Result	Error Code	Exception
+0	+0		
-0	+0		
$X > \text{overflow}$	$+\infty$	VML_STATUS_OVERFLOW	OVERFLOW
$+\infty$	$+\infty$		
$-\infty$	-1		
QNAN	QNAN		
SNAN	QNAN		INVALID

v?Ln

Computes natural logarithm of vector elements.

Syntax

Fortran:

```
call vsln( n, a, y )
call vdlN( n, a, y )
call vcLn( n, a, y )
call vzLn( n, a, y )
```

C:

```
vsLn( n, a, y );
vdLn( n, a, y );
vcLn( n, a, y );
vzLn( n, a, y );
```

Input Parameters

Name	Type	Description
<i>n</i>	FORTRAN 77: INTEGER Fortran 90: INTEGER, INTENT (IN) C: const int	Specifies the number of elements to be calculated.
<i>a</i>	FORTRAN 77: REAL for vsln DOUBLE PRECISION for vdlN COMPLEX for vcLn DOUBLE COMPLEX for vzLn Fortran 90: REAL, INTENT (IN) for vsln	FORTRAN: Array, specifies the input vector <i>a</i> . C: Pointer to an array that contains the input vector <i>a</i> .

Name	Type	Description
	DOUBLE PRECISION, INTENT (IN) for vdl _n	
	COMPLEX, INTENT (IN) for vc _l _n	
	DOUBLE COMPLEX, INTENT (IN) for vz _l _n	
	C: const float* for vs _L _n	
	const double* for vd _L _n	
	const MKL_Complex8* for vc _L _n	
	const MKL_Complex16* for vz _L _n	

Output Parameters

Name	Type	Description
<i>y</i>	FORTRAN 77: REAL for vs _l _n	FORTRAN: Array, specifies the output vector <i>y</i> .
	DOUBLE PRECISION for vd _l _n	
	COMPLEX for vc _l _n	C: Pointer to an array that contains the output vector <i>y</i> .
	DOUBLE COMPLEX for vz _l _n	
	Fortran 90: REAL, INTENT (OUT) for vs _l _n	
	DOUBLE PRECISION, INTENT (OUT) for vd _l _n	
	COMPLEX, INTENT (OUT) for vc _l _n	
	DOUBLE COMPLEX, INTENT (OUT) for vz _l _n	
	C: float* for vs _L _n	
	double* for vd _L _n	
	MKL_Complex8* for vc _L _n	
	MKL_Complex16* for vz _L _n	

Description

This function is declared in `mkl_vml.f77` for FORTRAN 77 interface, in `mkl_vml.fi` for Fortran 90 interface, and in `mkl_vml_functions.h` for C interface.

The function computes natural logarithm of vector elements.

Special Values for Real Function v?Ln(x)

Argument	Result	Error Code	Exception
+1	+0		
$X < +0$	QNAN	VML_STATUS_ERRDOM	INVALID
+0	$-\infty$	VML_STATUS_SING	ZERODRIVE
-0	$-\infty$	VML_STATUS_SING	ZERODRIVE
$-\infty$	QNAN	VML_STATUS_ERRDOM	INVALID
$+\infty$	$+\infty$		
QNAN	QNAN		
SNAN	QNAN		INVALID

See the [Special Value Notations](#) section for the conventions used in the table below.

Special Values for Complex Function v?Ln(z)

RE(z) IM(z)	$-\infty$	-X	-0	+0	+X	$+\infty$	NAN
$+i\cdot\infty$	$+\infty + i \cdot \frac{3\pi}{4}$	$+\infty + i\cdot\pi/2$	$+\infty + i\cdot\pi/2$	$+\infty + i\cdot\pi/2$	$+\infty + i\cdot\pi/2$	$+\infty + i\cdot\pi/4$	$+\infty + i\cdot\text{QNAN}$
$+i\cdot Y$	$+\infty + i\cdot\pi$					$+\infty + i\cdot 0$	QNAN+i·QNAN INVALID
$+i\cdot 0$	$+\infty + i\cdot\pi$		$-\infty + i\cdot\pi$ ZERODIVIDE	$-\infty + i\cdot 0$ ZERODIVIDE		$+\infty + i\cdot 0$	QNAN+i·QNAN INVALID
$-i\cdot 0$	$+\infty - i\cdot\pi$		$-\infty - i\cdot\pi$ ZERODIVIDE	$-\infty - i\cdot 0$ ZERODIVIDE		$+\infty - i\cdot 0$	QNAN+i·QNAN INVALID
$-i\cdot Y$	$+\infty - i\cdot\pi$					$+\infty - i\cdot 0$	QNAN+i·QNAN INVALID

RE(z) IM(z)	$-\infty$	-X	-0	+0	+X	$+\infty$	NAN
$-i\cdot\infty$	$+\infty - i \cdot \frac{3\pi}{4}$	$+\infty - i\cdot\pi/2$	$+\infty - i\cdot\pi/2$	$+\infty - i\cdot\pi/2$	$+\infty - i\cdot\pi/2$	$+\infty - i\cdot\pi/4$	$+\infty + i\cdot\text{QNAN}$
$+i\cdot\text{NAN}$	$+\infty + i\cdot\text{QNAN}$	$\text{QNAN} + i\cdot\text{QNAN}$ INVALID	$\text{QNAN} + i\cdot\text{QNAN}$ INVALID	$\text{QNAN} + i\cdot\text{QNAN}$ INVALID	$\text{QNAN} + i\cdot\text{QNAN}$ INVALID	$+\infty + i\cdot\text{QNAN}$	$\text{QNAN} + i\cdot\text{QNAN}$ INVALID

Notes:

- raises `INVALID` exception when real or imaginary part of the argument is `SNAN`
- does not change `ERROR CODE`.

v?Log10

Computes denary logarithm of vector elements.

Syntax

Fortran:

```
call vslog10( n, a, y )
call vdlog10( n, a, y )
call vclog10( n, a, y )
call vzlog10( n, a, y )
```

C:

```
vsLog10( n, a, y );
vdLog10( n, a, y );
vcLog10( n, a, y );
vzLog10( n, a, y );
```

Input Parameters

Name	Type	Description
<i>n</i>	FORTTRAN 77: INTEGER Fortran 90: INTEGER, INTENT (IN) C: const int	Specifies the number of elements to be calculated.
<i>a</i>	FORTTRAN 77: REAL for vslog10 DOUBLE PRECISION for vdlog10 COMPLEX for vclog10 DOUBLE COMPLEX for vzlog10 Fortran 90: REAL, INTENT (IN) for vslog10 DOUBLE PRECISION, INTENT (IN) for vdlog10 COMPLEX, INTENT (IN) for vclog10 DOUBLE COMPLEX, INTENT (IN) for vzlog10 C: const float* for vsLog10 const double* for vdLog10 const MKL_Complex8* for vcLog10 const MKL_Complex16* for vzLog10	FORTTRAN: Array, specifies the input vector <i>a</i> . C: Pointer to an array that contains the input vector <i>a</i> .

Output Parameters

Name	Type	Description
y	FORTRAN 77: REAL for vslog10 DOUBLE PRECISION for vdlog10 COMPLEX for vclog10 DOUBLE COMPLEX for vzlog10 Fortran 90: REAL, INTENT(OUT) for vslog10 DOUBLE PRECISION, INTENT(OUT) for vdlog10 COMPLEX, INTENT(OUT) for vclog10 DOUBLE COMPLEX, INTENT(OUT) for vzlog10 C: float* for vsLog10 double* for vdLog10 MKL_Complex8* for vcLog10 MKL_Complex16* for vzLog10	FORTRAN: Array, specifies the output vector y . C: Pointer to an array that contains the output vector y .

Description

This function is declared in `mk1_vml.f77` for FORTRAN 77 interface, in `mk1_vml.fi` for Fortran 90 interface, and in `mk1_vml_functions.h` for C interface.

The function computes a denary logarithm of vector elements.

Special Values for Real Function $v?Log10(x)$

Argument	Result	Error Code	Exception
+1	+0		
$X < +0$	QNAN	VML_STATUS_ERRDOM	INVALID
+0	$-\infty$	VML_STATUS_SING	ZERODIVIDE
-0	$-\infty$	VML_STATUS_SING	ZERODIVIDE

Argument	Result	Error Code	Exception
$-\infty$	QNAN	VML_STATUS_ERRDOM	INVALID
$+\infty$	$+\infty$		
QNAN	QNAN		
SNAN	QNAN		INVALID

See the [Special Value Notations](#) section for the conventions used in the table below.

Special Values for Complex Function $v?Log10(z)$

RE(z) IM(z)	$-\infty$	-X	-0	+0	+X	$+\infty$	NAN
$+i\cdot\infty$	$+\infty + i \frac{3}{4} \frac{\pi}{\ln(1.0)}$	$+\infty + i \frac{\pi}{2} \frac{1}{\ln(1.0)}$	$+\infty + i \frac{\pi}{2} \frac{1}{\ln(1.0)}$	$+\infty + i \frac{\pi}{2} \frac{1}{\ln(1.0)}$	$+\infty + i \frac{\pi}{2} \frac{1}{\ln(1.0)}$	$+\infty + i \frac{\pi}{4} \frac{1}{\ln(1.0)}$	$+\infty+i\cdot QNAN$ INVALID
$+i\cdot Y$	$+\infty + i \frac{\pi}{\ln(1.0)}$					$+\infty+i\cdot 0$	QNAN+i·QNAN INVALID
$+i\cdot 0$	$+\infty + i \frac{\pi}{\ln(1.0)}$		$-\infty + i \frac{\pi}{\ln(1.0)}$ ZERODRIVE	$-\infty+i\cdot 0$ ZERODRIVE		$+\infty+i\cdot 0$	QNAN+i·QNAN INVALID
$-i\cdot 0$	$+\infty - i \frac{\pi}{\ln(1.0)}$		$-\infty - i \frac{\pi}{\ln(1.0)}$ ZERODRIVE	$-\infty-i\cdot 0$ ZERODRIVE		$+\infty-i\cdot 0$	QNAN-i·QNAN INVALID
$-i\cdot Y$	$+\infty - i \frac{\pi}{\ln(1.0)}$					$+\infty-i\cdot 0$	QNAN+i·QNAN INVALID
$-i\cdot\infty$	$+\infty + i \frac{3}{4} \frac{\pi}{\ln(1.0)}$	$+\infty - i \frac{\pi}{2} \frac{1}{\ln(1.0)}$	$+\infty - i \frac{\pi}{2} \frac{1}{\ln(1.0)}$	$+\infty - i \frac{\pi}{2} \frac{1}{\ln(1.0)}$	$+\infty - i \frac{\pi}{2} \frac{1}{\ln(1.0)}$	$+\infty - i \frac{\pi}{4} \frac{1}{\ln(1.0)}$	$+\infty+i\cdot QNAN$
$+i\cdot NAN$	$+\infty+i\cdot QNAN$	QNAN+i·QNAN INVALID	QNAN+i·QNAN INVALID	QNAN+i·QNAN INVALID	QNAN+i·QNAN INVALID	$+\infty+i\cdot QNAN$	QNAN+i·QNAN INVALID

Notes:

- raises INVALID exception when real or imaginary part of the argument is SNAN
- does not change ERROR_CODE

v?Log1p

Computes a natural logarithm of vector elements that are increased by 1.

Syntax

Fortran:

```
call vslog1p( n, a, y )
call vdlog1p( n, a, y )
```

C:

```
vsLog1p( n, a, y );
vdLog1p( n, a, y );
```

Input Parameters

Name	Type	Description
<i>n</i>	FORTRAN 77: INTEGER Fortran 90: INTEGER, INTENT (IN) C: const int	Specifies the number of elements to be calculated.
<i>a</i>	FORTRAN 77: REAL for vslog1p DOUBLE PRECISION for vdlog1p Fortran 90: REAL, INTENT (IN) for vslog1p DOUBLE PRECISION, INTENT (IN) for vdlog1p C: const float* for vsLog1p const double* for vdLog1p	FORTRAN: Array, specifies the input vector <i>a</i> . C: Pointer to an array that contains the input vector <i>a</i> .

Output Parameters

Name	Type	Description
y	FORTRAN 77: REAL for vslog1p DOUBLE PRECISION for vdlog1p Fortran 90: REAL, INTENT (OUT) for vslog1p DOUBLE PRECISION, INTENT (OUT) for vdlog1p C: float* for vsLog1p double* for vdLog1p	FORTRAN: Array, specifies the output vector y . C: Pointer to an array that contains the output vector y .

Description

This function is declared in `mkl_vml.f77` for FORTRAN 77 interface, in `mkl_vml.fi` for Fortran 90 interface, and in `mkl_vml_functions.h` for C interface.

The function computes a natural logarithm of vector elements that are increased by 1.

Special Values for Real Function v?Log1p(x)

Argument	Result	Error Code	Exception
-1	$-\infty$	VML_STATUS_SING	ZERODIVIDE
$X < -1$	QNAN	VML_STATUS_ERRDOM	INVALID
+0	+0		
-0	-0		
$-\infty$	QNAN	VML_STATUS_ERRDOM	INVALID
$+\infty$	$+\infty$		
QNAN	QNAN		
SNAN	QNAN		INVALID

Trigonometric Functions

v?Cos

Computes cosine of vector elements.

Syntax

Fortran:

```
call vscos( n, a, y )
call vdcos( n, a, y )
call vccos( n, a, y )
call vzcoss( n, a, y )
```

C:

```
vsCos( n, a, y );
vdCos( n, a, y );
vcCos( n, a, y );
vzCos( n, a, y );
```

Input Parameters

Name	Type	Description
<i>n</i>	FORTTRAN 77: INTEGER Fortran 90: INTEGER, INTENT(IN) C: const int	Specifies the number of elements to be calculated.
<i>a</i>	FORTTRAN 77: REAL for vscos DOUBLE PRECISION for vdcos COMPLEX for vccos DOUBLE PRECISION for vzcoss	FORTTRAN: Array, specifies the input vector <i>a</i> . C: Pointer to an array that contains the input vector <i>a</i> .

Name	Type	Description
	Fortran 90: REAL, INTENT (IN) for vscos	
	DOUBLE PRECISION, INTENT (IN) for vdcos	
	COMPLEX, INTENT (IN) for vccos	
	DOUBLE PRECISION, INTENT (IN) for vzcoss	
	C: const float* for vsCos	
	const double* for vdCos	
	const MKL_Complex8* for vcCos	
	const MKL_Complex16* for vz-	
	Cos	

Output Parameters

Name	Type	Description
<i>y</i>	FORTTRAN 77: REAL for vscos	FORTTRAN: Array, specifies the output vector <i>y</i> .
	DOUBLE PRECISION for vdcos	
	COMPLEX for vccos	C: Pointer to an array that contains the output vector <i>y</i> .
	DOUBLE COMPLEX for vzcoss	
	Fortran 90: REAL, INTENT (OUT) for vscos	
	DOUBLE PRECISION, INTENT (OUT) for vdcos	
	COMPLEX, INTENT (OUT) for vccos	
	DOUBLE COMPLEX, INTENT (OUT) for vzcoss	
	C: float* for vsCos	
	double* for vdCos	

Name	Type	Description
	MKL_Complex8*	for vcCos
	MKL_Complex16*	for vzCos

Description

This function is declared in `mk1_vml.f77` for FORTRAN 77 interface, in `mk1_vml.fi` for Fortran 90 interface, and in `mk1_vml_functions.h` for C interface.

The function computes cosine of vector elements.

Note that arguments $\text{abs}(a[i]) \leq 2^{13}$ and $\text{abs}(a[i]) \leq 2^{16}$ for single and double precisions respectively are called fast computational path. These are trig function arguments for which VML provides the best possible performance. For performance reasons, avoid arguments that do not belong to the fast computational path in the VML High Accuracy (HA) and Low Accuracy (LA) functions. Alternatively, you can use VML Enhanced Performance (EP) functions that are fast on the entire function domain at the cost of accuracy.

Special Values for Real Function v?Cos(x)

Argument	Result	Error Code	Exception
+0	+1		
-0	+1		
$+\infty$	QNAN	VML_STATUS_ERRDOM	INVALID
$-\infty$	QNAN	VML_STATUS_ERRDOM	INVALID
QNAN	QNAN		
SNAN	QNAN		INVALID

Specifications for special values of the complex functions are found according to the formula

$$\text{Cos}(z) = \text{Cosh}(i*z).$$

v?Sin

Computes sine of vector elements.

Syntax

Fortran:

```
call vssin( n, a, y )
```

```
call vdsin( n, a, y )
call vcsin( n, a, y )
call vzsine( n, a, y )
```

C:

```
vsSin( n, a, y );
vdSin( n, a, y );
vcSin( n, a, y );
vzSin( n, a, y );
```

Input Parameters

Name	Type	Description
<i>n</i>	FORTRAN 77: INTEGER Fortran 90: INTEGER, INTENT (IN) C: const int	Specifies the number of elements to be calculated.
<i>a</i>	FORTRAN 77: REAL for vssin DOUBLE PRECISION for vdsin COMPLEX for vcsin DOUBLE PRECISION for vzsine Fortran 90: REAL, INTENT (IN) for vssin DOUBLE PRECISION, INTENT (IN) for vdsin COMPLEX, INTENT (IN) for vcsin DOUBLE PRECISION, INTENT (IN) for vzsine C: const float* for vsSin const double* for vdSin	FORTRAN: Array, specifies the input vector <i>a</i> . C: Pointer to an array that contains the input vector <i>a</i> .

Name	Type	Description
	const MKL_Complex8* for vcSin	
	const MKL_Complex16* for vzSin	

Output Parameters

Name	Type	Description
y	FORTRAN 77: REAL for vssin DOUBLE PRECISION for vdsin COMPLEX for vcsin DOUBLE COMPLEX for vzsine Fortran 90: REAL, INTENT(OUT) for vssin DOUBLE PRECISION, INTENT(OUT) for vdsin COMPLEX, INTENT(OUT) for vcsin DOUBLE COMPLEX, INTENT(OUT) for vzsine C: float* for vsSin double* for vdSin MKL_Complex8* for vcSin MKL_Complex16* for vzSin	FORTRAN: Array, specifies the output vector <i>y</i> . C: Pointer to an array that contains the output vector <i>y</i> .

Description

This function is declared in `mk1_vml.f77` for FORTRAN 77 interface, in `mk1_vml.fi` for Fortran 90 interface, and in `mk1_vml_functions.h` for C interface.

The function computes sine of vector elements.

Note that arguments $\text{abs}(a[i]) \leq 2^{13}$ and $\text{abs}(a[i]) \leq 2^{16}$ for single and double precisions respectively are called fast computational path. These are trig function arguments for which VML provides the best possible performance. For performance reasons, avoid arguments that do not belong to the fast computational path in the VML High Accuracy (HA) and Low Accuracy (LA) functions. Alternatively, you can use VML Enhanced Performance (EP) functions that are fast on the entire function domain at the cost of accuracy.

Special Values for Real Function v?Sin(x)

Argument	Result	Error Code	Exception
+0	+0		
-0	-0		
$+\infty$	QNAN	VML_STATUS_ERRDOM	INVALID
$-\infty$	QNAN	VML_STATUS_ERRDOM	INVALID
QNAN	QNAN		
SNAN	QNAN		INVALID

Specifications for special values of the complex functions are found according to the formula $\text{Sin}(z) = -i * \text{Sinh}(i * z)$.

v?SinCos

Computes sine and cosine of vector elements.

Syntax

Fortran:

```
call vssincos( n, a, y, z )
call vdsincos( n, a, y, z )
```

C:

```
vsSinCos( n, a, y, z );
vdSinCos( n, a, y, z );
```


Input Parameters

Name	Type	Description
n	FORTRAN 77: INTEGER Fortran 90: INTEGER, INTENT (IN) C: const int	Specifies the number of elements to be calculated.
a	FORTRAN 77: REAL for vssincos DOUBLE PRECISION for vdsincos Fortran 90: REAL, INTENT (IN) for vssincos DOUBLE PRECISION, INTENT (IN) for vdsincos C: const float* for vsSinCos const double* for vdSinCos	FORTRAN: Array, specifies the input vector a . C: Pointer to an array that contains the input vector a .

Output Parameters

Name	Type	Description
y, z	FORTRAN 77: REAL for vssincos DOUBLE PRECISION for vdsincos Fortran 90: REAL, INTENT (OUT) for vssincos DOUBLE PRECISION, INTENT (OUT) for vdsincos C: float* for vsSinCos double* for vdSinCos	FORTRAN: Arrays, specify the output vectors y (for sine values) and z (for cosine values). C: Pointers to arrays that contain the output vectors y (for sinevalues) and z (for cosine values).

Description

This function is declared in `mkl_vml.f77` for FORTRAN 77 interface, in `mkl_vml.fi` for Fortran 90 interface, and in `mkl_vml_functions.h` for C interface.

The function computes sine and cosine of vector elements.

Note that arguments $\text{abs}(a[i]) \leq 2^{13}$ and $\text{abs}(a[i]) \leq 2^{16}$ for single and double precisions respectively are called fast computational path. These are trig function arguments for which VML provides the best possible performance. For performance reasons, avoid arguments that do not belong to the fast computational path in the VML High Accuracy (HA) and Low Accuracy (LA) functions. Alternatively, you can use VML Enhanced Performance (EP) functions that are fast on the entire function domain at the cost of accuracy.

Special Values for Real Function v?SinCos(x)

Argument	Result 1	Result 2	Error Code	Exception
+0	+0	+1		
-0	-0	+1		
$+\infty$	QNAN	QNAN	VML_STATUS_ERRDOM	INVALID
$-\infty$	QNAN	QNAN	VML_STATUS_ERRDOM	INVALID
QNAN	QNAN	QNAN		
SNAN	QNAN	QNAN		INVALID

Specifications for special values of the complex functions are found according to the formula

$$\text{Sin}(z) = -i * \text{Sinh}(i * z).$$

v?CIS

Computes complex exponent of real vector elements (cosine and sine of real vector elements combined to complex value).

Syntax

Fortran:

```
call vccis( n, a, y )
```

```
call vzcis( n, a, y )
```

C:

```
vcCIS( n, a, y );  
vzCIS( n, a, y );
```

Input Parameters

Name	Type	Description
<i>n</i>	FORTRAN 77: INTEGER Fortran 90: INTEGER, INTENT (IN) C: const int	Specifies the number of elements to be calculated.
<i>a</i>	FORTRAN 77: REAL for vccis DOUBLE PRECISION for vzcis Fortran 90: REAL, INTENT (IN) for vccis DOUBLE PRECISION, INTENT (IN) for vzcis C: const float* for vcCIS const double* for vzCIS	FORTRAN: Array, specifies the input vector <i>a</i> . C: Pointer to an array that contains the input vector <i>a</i> .

Output Parameters

Name	Type	Description
<i>y</i>	FORTRAN 77: COMPLEX for vccis DOUBLE COMPLEX for vzcis Fortran 90: COMPLEX, INTENT (OUT) for vccis DOUBLE COMPLEX, INTENT (OUT) for vzcis C: MKL_Complex8* for vcCIS	FORTRAN: Array, specifies the output vector <i>y</i> . C: Pointer to an array that contains the output vector <i>y</i> .

Name

Type

Description

MKL_Complex16* for vzCIS

Description

This function is declared in `mk1_vml.f77` for FORTRAN 77 interface, in `mk1_vml.fi` for Fortran 90 interface, and in `mk1_vml_functions.h` for C interface.

The function computes complex exponent of real vector elements (cosine and sine of real vector elements combined to complex value).

See the [Special Value Notations](#) section for the conventions used in the table below.

Special Values for Complex Function v?CIS(x)

x	CIS(x)
$+\infty$	QNAN+i·QNAN INVALID
+ 0	+1+i·0
- 0	+1-i·0
$-\infty$	QNAN+i·QNAN INVALID
NAN	QNAN+i·QNAN

Notes:

- raises `INVALID` exception when the argument is `SNAN`
- raises `INVALID` exception and sets `ERROR CODE` to `VML_STATUS_ERRDOM` for $x=+\infty$, $x=-\infty$

v?Tan

Computes tangent of vector elements.

Syntax

Fortran:

```
call vstan( n, a, y )
call vdtan( n, a, y )
call vctan( n, a, y )
call vztan( n, a, y )
```

C:

```
vsTan( n, a, y );
vdTan( n, a, y );
vcTan( n, a, y );
vzTan( n, a, y );
```

Input Parameters

Name	Type	Description
<i>n</i>	FORTRAN 77: INTEGER Fortran 90: INTEGER, INTENT(IN) C: const int	Specifies the number of elements to be calculated.
<i>a</i>	FORTRAN 77: REAL, INTENT(IN) for vstan DOUBLE PRECISION, INTENT(IN) for vdtan COMPLEX, INTENT(IN) for vctan DOUBLE COMPLEX, INTENT(IN) for vztan	FORTRAN: Array, specifies the input vector <i>a</i> . C: Pointer to an array that contains the input vector <i>a</i> .

Name	Type	Description
	Fortran 90: REAL, INTENT (IN) for vstan	
	DOUBLE PRECISION, INTENT (IN) for vdtan	
	COMPLEX, INTENT (IN) for vctan	
	DOUBLE COMPLEX, INTENT (IN) for vztan	
	C: const float* for vsTan	
	const double* for vdTan	
	const MKL_Complex8* for vcTan	
	const MKL_Complex16* for vz- Tan	

Output Parameters

Name	Type	Description
<i>y</i>	FORTRAN 77: REAL for vstan DOUBLE PRECISION for vdtan COMPLEX for vctan DOUBLE COMPLEX for vztan Fortran 90: REAL, INTENT (OUT) for vstan DOUBLE PRECISION, INTENT (OUT) for vdtan COMPLEX, INTENT (OUT) for vctan DOUBLE COMPLEX, INTENT (OUT) for vztan C: float* for vsTan double* for vdTan	FORTRAN: Array, specifies the output vector <i>y</i> . C: Pointer to an array that contains the output vector <i>y</i> .

Name	Type	Description
------	------	-------------

	MKL_Complex8* for vcTan	
	MKL_Complex16* for vzTan	

Description

This function is declared in `mk1_vml.f77` for FORTRAN 77 interface, in `mk1_vml.fi` for Fortran 90 interface, and in `mk1_vml_functions.h` for C interface.

The function computes tangent of vector elements.

Note that arguments $\text{abs}(a[i]) \leq 2^{13}$ and $\text{abs}(a[i]) \leq 2^{16}$ for single and double precisions respectively are called fast computational path. These are trig function arguments for which VML provides the best possible performance. For performance reasons, avoid arguments that do not belong to the fast computational path in the VML High Accuracy (HA) and Low Accuracy (LA) functions. Alternatively, you can use VML Enhanced Performance (EP) functions that are fast on the entire function domain at the cost of accuracy.

Special Values for Real Function v?Tan(x)

Argument	Result	Error Code	Exception
+0	+0		
-0	-0		
$+\infty$	QNAN	VML_STATUS_ERRDOM	INVALID
$-\infty$	QNAN	VML_STATUS_ERRDOM	INVALID
QNAN	QNAN		
SNAN	QNAN		INVALID

Specifications for special values of the complex functions are found according to the formula

$$\text{Tan}(z) = -i * \text{Tanh}(i * z).$$

v?Acos

Computes inverse cosine of vector elements.

Syntax

Fortran:

```
call vsacos( n, a, y )
```

```
call vdacos( n, a, y )
call vcacos( n, a, y )
call vzasos( n, a, y )
```

C:

```
vsAcos( n, a, y );
vdAcos( n, a, y );
vcAcos( n, a, y );
vzAcos( n, a, y );
```

Input Parameters

Name	Type	Description
<i>n</i>	FORTRAN 77: INTEGER Fortran 90: INTEGER, INTENT (IN) C: const int	Specifies the number of elements to be calculated.
<i>a</i>	FORTRAN 77: REAL for vsacos DOUBLE PRECISION for vdacos COMPLEX for vcacos DOUBLE COMPLEX for vzasos Fortran 90: REAL, INTENT (IN) for vsacos DOUBLE PRECISION, INTENT (IN) for vdacos COMPLEX, INTENT (IN) for vcacos DOUBLE COMPLEX, INTENT (IN) for vzasos C: const float* for vsAcos const double* for vdAcos	FORTRAN: Array, specifies the input vector <i>a</i> . C: Pointer to an array that contains the input vector <i>a</i> .

Name	Type	Description
	const MKL_Complex8* for vca-	
	cos	
	const MKL_Complex16* for vza-	
	cos	

Output Parameters

Name	Type	Description
<i>y</i>	FORTRAN 77: REAL for vsacos	FORTRAN: Array, specifies the output vector <i>y</i> .
	DOUBLE PRECISION for vdacos	
	COMPLEX for vcacos	C: Pointer to an array that contains the output vector <i>y</i> .
	DOUBLE COMPLEX for vza-	
	cos	
	Fortran 90: REAL, INTENT (OUT) for vsacos	
	DOUBLE PRECISION, INTENT (OUT) for vdacos	
	COMPLEX, INTENT (OUT) for vca-	
	cos	
	DOUBLE COMPLEX, INTENT (OUT) for vza-	
	cos	
	C: float* for vsAcos	
	double* for vdAcos	
	MKL_Complex8* for vcAcos	
	MKL_Complex16* for vzAcos	

Description

This function is declared in `mk1_vml.f77` for FORTRAN 77 interface, in `mk1_vml.fi` for Fortran 90 interface, and in `mk1_vml_functions.h` for C interface.

The function computes inverse cosine of vector elements.

Special Values for Real Function v?Acos(x)

Argument	Result	Error Code	Exception
+0	$+\pi/2$		
-0	$+\pi/2$		
+1	+0		
-1	$+\pi$		
$ X > 1$	QNAN	VML_STATUS_ERRDOM	INVALID
$+\infty$	QNAN	VML_STATUS_ERRDOM	INVALID
$-\infty$	QNAN	VML_STATUS_ERRDOM	INVALID
QNAN	QNAN		
SNAN	QNAN		INVALID

See the [Special Value Notations](#) section for the conventions used in the table below.

Special Values for Complex Function v?Acos(z)

RE(z) IM(z)	$-\infty$	-X	-0	+0	+X	$+\infty$	NAN
$+i\cdot\infty$	$+\frac{3\pi}{4} - i\cdot\infty$	$+\frac{\pi}{2} - i\cdot\infty$	$+\frac{\pi}{2} - i\cdot\infty$	$+\frac{\pi}{2} - i\cdot\infty$	$+\frac{\pi}{2} - i\cdot\infty$	$+\frac{\pi}{4} - i\cdot\infty$	QNAN- $i\cdot\infty$
$+i\cdot Y$	$+\pi - i\cdot\infty$					$+0 - i\cdot\infty$	QNAN+ $i\cdot$ QNAN
$+i\cdot 0$	$+\pi - i\cdot\infty$		$+\frac{\pi}{2} - i\cdot 0$	$+\frac{\pi}{2} - i\cdot 0$		$+0 - i\cdot\infty$	QNAN+ $i\cdot$ QNAN
$-i\cdot 0$	$+\pi + i\cdot\infty$		$+\frac{\pi}{2} + i\cdot\infty$	$+\frac{\pi}{2} + i\cdot\infty$		$+0 + i\cdot\infty$	QNAN+ $i\cdot$ QNAN
$-i\cdot Y$	$+\pi + i\cdot\infty$					$+0 + i\cdot\infty$	QNAN+ $i\cdot$ QNAN
$-i\cdot\infty$	$+\frac{3\pi}{4} + i\cdot\infty$	$+\frac{\pi}{2} + i\cdot\infty$	$+\frac{\pi}{2} + i\cdot\infty$	$+\frac{\pi}{2} + i\cdot\infty$	$+\frac{\pi}{2} + i\cdot\infty$	$+\frac{\pi}{4} + i\cdot\infty$	QNAN+ $i\cdot\infty$
$+i\cdot$ NAN	QNAN+ $i\cdot\infty$	QNAN+ $i\cdot$ QNAN	$+\frac{\pi}{2} + i\cdot$ QNAN	$+\frac{\pi}{2} + i\cdot$ QNAN	QNAN+ $i\cdot$ QNAN	QNAN+ $i\cdot\infty$	QNAN+ $i\cdot$ QNAN

Notes:

- raises INVALID exception when real or imaginary part of the argument is SNAN
- does not change ERROR CODE

- $\text{Acos}(\text{CONJ}(z)) = \text{CONJ}(\text{Acos}(z))$.

v?Asin

Computes inverse sine of vector elements.

Syntax

Fortran:

```
call vsasin( n, a, y )
call vdasin( n, a, y )
call vcasin( n, a, y )
call vzasin( n, a, y )
```

C:

```
vsAsin( n, a, y );
vdAsin( n, a, y );
vcAsin( n, a, y );
vzAsin( n, a, y );
```

Input Parameters

Name	Type	Description
<i>n</i>	FORTRAN 77: INTEGER Fortran 90: INTEGER, INTENT(IN) C: const int	Specifies the number of elements to be calculated.
<i>a</i>	FORTRAN 77: REAL for vsasin DOUBLE PRECISION for vdasin COMPLEX for vcasin DOUBLE COMPLEX for vzasin	FORTRAN: Array, specifies the input vector <i>a</i> . C: Pointer to an array that contains the input vector <i>a</i> .

Name	Type	Description
	Fortran 90: REAL, INTENT (IN) for vsasin	
	DOUBLE PRECISION, INTENT (IN) for vdasin	
	COMPLEX, INTENT (IN) for vcasin	
	DOUBLE COMPLEX, INTENT (IN) for vzasin	
	C: const float* for vsAsin	
	const double* for vdAsin	
	const MKL_Complex8* for vcAsin	
	const MKL_Complex16* for vzAsin	

Output Parameters

Name	Type	Description
y	FORTTRAN 77: REAL for vsasin DOUBLE PRECISION for vdasin COMPLEX for vcasin DOUBLE COMPLEX for vzasin Fortran 90: REAL, INTENT (OUT) for vsasin DOUBLE PRECISION, INTENT (OUT) for vdasin COMPLEX, INTENT (OUT) for vcasin DOUBLE COMPLEX, INTENT (OUT) for vzasin	FORTTRAN: Array, specifies the output vector y . C: Pointer to an array that contains the output vector y .

Name	Type	Description
------	------	-------------

	C: float* for vsAsin	
	double* for vdAsin	
	MKL_Complex8* for vcAsin	
	MKL_Complex16* for vzAsin	

Description

This function is declared in `mk1_vml.f77` for FORTRAN 77 interface, in `mk1_vml.fi` for Fortran 90 interface, and in `mk1_vml_functions.h` for C interface.

The function computes inverse sine of vector elements.

Special Values for Real Function v?Asin(x)

Argument	Result	Error Code	Exception
+0	+0		
-0	-0		
+1	$+\pi/2$		
-1	$-\pi/2$		
$ X > 1$	QNAN	VML_STATUS_ERRDOM	INVALID
$+\infty$	QNAN	VML_STATUS_ERRDOM	INVALID
$-\infty$	QNAN	VML_STATUS_ERRDOM	INVALID
QNAN	QNAN		
SNAN	QNAN		INVALID

Specifications for special values of the complex functions are found according to the formula

$$\text{Asin}(z) = -i * \text{Asinh}(i * z).$$

v?Atan

Computes inverse tangent of vector elements.

Syntax

Fortran:

```
call vsatan( n, a, y )
```

```
call vdatan( n, a, y )
call vcatan( n, a, y )
call vzatan( n, a, y )
```

C:

```
vsAtan( n, a, y );
vdAtan( n, a, y );
vcAtan( n, a, y );
vzAtan( n, a, y );
```

Input Parameters

Name	Type	Description
<i>n</i>	FORTRAN 77: INTEGER Fortran 90: INTEGER, INTENT (IN) C: const int	Specifies the number of elements to be calculated.
<i>a</i>	FORTRAN 77: REAL for vsatan DOUBLE PRECISION for vdatan COMPLEX for vcatan DOUBLE COMPLEX for vzatan Fortran 90: REAL, INTENT (IN) for vsatan DOUBLE PRECISION, INTENT (IN) for vdatan COMPLEX, INTENT (IN) for vcatan DOUBLE COMPLEX, INTENT (IN) for vzatan C: const float* for vsAtan const double* for vdAsin	FORTRAN: Array, specifies the input vector <i>a</i> . C: Pointer to an array that contains the input vector <i>a</i> .

Name	Type	Description
	const MKL_Complex8* for vcAtan	
	const MKL_Complex16* for vzAsin	

Output Parameters

Name	Type	Description
<i>y</i>	FORTRAN 77: REAL for vsatan	FORTRAN: Array, specifies the output vector <i>y</i> .
	DOUBLE PRECISION for vdatan	
	COMPLEX for vcatan	C: Pointer to an array that contains the output vector <i>y</i> .
	DOUBLE COMPLEX for vzatan	
	Fortran 90: REAL, INTENT(OUT) for vsatan	
	DOUBLE PRECISION, INTENT(OUT) for vdatan	
	COMPLEX, INTENT(OUT) for vcatan	
	DOUBLE COMPLEX, INTENT(OUT) for vzatan	
	C: float* for vsAtan	
	double* for vdAtan	
	MKL_Complex8* for vcAtan	
	MKL_Complex16* for vzAtan	

Description

This function is declared in `mk1_vml.f77` for FORTRAN 77 interface, in `mk1_vml.fi` for Fortran 90 interface, and in `mk1_vml_functions.h` for C interface.

The function computes inverse tangent of vector elements.

Special Values for Real Function v?Atan(x)

Argument	Result	Error Code	Exception
+0	+0		
-0	-0		
+∞	+ $\pi/2$		
-∞	- $\pi/2$		
QNAN	QNAN		
SNAN	QNAN		INVALID

Specifications for special values of the complex functions are found according to the formula

$$\text{Atan}(z) = -i \cdot \text{Atanh}(i \cdot z).$$

v?Atan2

Computes four-quadrant inverse tangent of elements of two vectors.

Syntax

Fortran:

```
call vsatan2( n, a, b, y )
call vdatan2( n, a, b, y )
```

C:

```
vsAtan2( n, a, b, y );
vdAtan2( n, a, b, y );
```

Input Parameters

Name	Type	Description
<i>n</i>	FORTRAN 77: INTEGER Fortran 90: INTEGER, INTENT (IN) C: const int	Specifies the number of elements to be calculated.

Name	Type	Description
a, b	FORTRAN 77: REAL for vsatan2 DOUBLE PRECISION for vdatan2 Fortran 90: REAL, INTENT(IN) for vsatan2 DOUBLE PRECISION, INTENT(IN) for vdatan2 C: const float* for vsAtan2 const double* for vdAtan2	FORTRAN: Arrays, specify the input vectors a and b . C: Pointers to arrays that contain the input vectors a and b .

Output Parameters

Name	Type	Description
y	FORTRAN 77: REAL for vsatan2 DOUBLE PRECISION for vdatan2 Fortran 90: REAL, INTENT(OUT) for vsatan2 DOUBLE PRECISION, INTENT(OUT) for vdatan2 C: float* for vsAtan2 double* for vdAtan2	FORTRAN: Array, specifies the output vector y . C: Pointer to an array that contains the output vector y .

Description

This function is declared in `mk1_vml.f77` for FORTRAN 77 interface, in `mk1_vml.fi` for Fortran 90 interface, and in `mk1_vml_functions.h` for C interface.

The function computes four-quadrant inverse tangent of elements of two vectors.

The elements of the output vector y are computed as the four-quadrant arctangent of $a[i] / b[i]$.

Special values for Real Function v?Atan2(x)

Argument 1	Argument 2	Result	Exception
$-\infty$	$-\infty$	$-3*\pi/4$	
$-\infty$	$X < +0$	$-\pi/2$	
$-\infty$	-0	$-\pi/2$	
$-\infty$	$+0$	$-\pi/2$	
$-\infty$	$X > +0$	$-\pi/2$	
$-\infty$	$+\infty$	$-\pi/4$	
$X < +0$	$-\infty$	$-\pi$	
$X < +0$	-0	$-\pi/2$	
$X < +0$	$+0$	$-\pi/2$	
$X < +0$	$+\infty$	-0	
-0	$-\infty$	$-\pi$	
-0	$X < +0$	$-\pi$	
-0	-0	$-\pi$	
-0	$+0$	-0	
-0	$X > +0$	-0	
-0	$+\infty$	-0	
$+0$	$-\infty$	$+\pi$	
$+0$	$X < +0$	$+\pi$	
$+0$	-0	$+\pi$	
$+0$	$+0$	$+0$	
$+0$	$X > +0$	$+0$	
$+0$	$+\infty$	$+0$	
$X > +0$	$-\infty$	$+\pi$	
$X > +0$	-0	$+\pi/2$	
$X > +0$	$+0$	$+\pi/2$	
$X > +0$	$+\infty$	$+0$	
$+\infty$	$-\infty$	$-3*\pi/4$	
$+\infty$	$X < +0$	$+\pi/2$	

Argument 1	Argument 2	Result	Exception
$+\infty$	-0	$+\pi/2$	
$+\infty$	+0	$+\pi/2$	
$+\infty$	$X > +0$	$+\pi/2$	
$+\infty$	$+\infty$	$+\pi/4$	
$X > +0$	QNAN	QNAN	
$X > +0$	SNAN	QNAN	INVALID
QNAN	$X > +0$	QNAN	
SNAN	$X > +0$	QNAN	INVALID
QNAN	QNAN	QNAN	
QNAN	SNAN	QNAN	INVALID
SNAN	QNAN	QNAN	INVALID
SNAN	SNAN	QNAN	INVALID

Hyperbolic Functions

v?Cosh

Computes hyperbolic cosine of vector elements.

Syntax

Fortran:

```
call vscosh( n, a, y )
call vdcosh( n, a, y )
call vccosh( n, a, y )
call vzcosh( n, a, y )
```

C:

```
vsCosh( n, a, y );
vdCosh( n, a, y );
vcCosh( n, a, y );
```

```

vzCosh( n, a, y );

```

Input Parameters

Name	Type	Description
<i>n</i>	FORTRAN 77: INTEGER Fortran 90: INTEGER, INTENT (IN) C: const int	Specifies the number of elements to be calculated.
<i>a</i>	FORTRAN 77: REAL for vsCosh DOUBLE PRECISION for vdcosh COMPLEX for vccosh DOUBLE COMPLEX for vzcosh Fortran 90: REAL, INTENT (IN) for vsCosh DOUBLE PRECISION, INTENT (IN) for vdcosh COMPLEX, INTENT (IN) for vccosh DOUBLE COMPLEX, INTENT (IN) for vzcosh C: const float* for vsCosh const double* for vdCosh const MKL_Complex8* for vc-Cosh const MKL_Complex16* for vz-Cosh	FORTRAN: Array, specifies the input vector <i>a</i> . C: Pointer to an array that contains the input vector <i>a</i> .

Table 9-10 Precision Overflow Thresholds for Cosh Real Function

Data Type	Threshold Limitations on Input Parameters
single precision	$-\ln(\text{FLT_MAX}) - \ln 2 < a[i] < \ln(\text{FLT_MAX}) + \ln 2$
double precision	$-\ln(\text{DBL_MAX}) - \ln 2 < a[i] < \ln(\text{DBL_MAX}) + \ln 2$



NOTE. Overflow can occur also in `Cosh` complex function, but the exact formula is beyond the scope of this document.

Output Parameters

Name	Type	Description
<i>y</i>	FORTRAN 77: REAL for <code>vscosh</code> DOUBLE PRECISION for <code>vdcosh</code> COMPLEX for <code>vccosh</code> DOUBLE COMPLEX for <code>vzcosh</code> Fortran 90: REAL, INTENT (OUT) for <code>vscosh</code> DOUBLE PRECISION, INTENT (OUT) for <code>vdcosh</code> COMPLEX, INTENT (OUT) for <code>vc-cosh</code> DOUBLE COMPLEX, INTENT (OUT) for <code>vzcosh</code> C: float* for <code>vsCosh</code> double* for <code>vdCosh</code> MKL_Complex8* for <code>vcCosh</code> MKL_Complex16* for <code>vzCosh</code>	FORTRAN: Array, specifies the output vector <i>y</i> . C: Pointer to an array that contains the output vector <i>y</i> .

Description

This function is declared in `mk1_vml.f77` for FORTRAN 77 interface, in `mk1_vml.fi` for Fortran 90 interface, and in `mk1_vml_functions.h` for C interface.

The function computes hyperbolic cosine of vector elements.

Special Values for Real Function `v?Cosh(x)`

Argument	Result	Error Code	Exception
+0	+1		

Argument	Result	Error Code	Exception
-0	+1		
X > overflow	$+\infty$	VML_STATUS_OVERFLOW	OVERFLOW
X < -overflow	$+\infty$	VML_STATUS_OVERFLOW	OVERFLOW
$+\infty$	$+\infty$		
$-\infty$	$+\infty$		
QNAN	QNAN		
SNAN	QNAN		INVALID

See the [Special Value Notations](#) section for the conventions used in the table below.

Special Values for Complex Function v?Cosh(z)

RE(z) IM(z)	$-\infty$	-X	-0	+0	+X	$+\infty$	NAN
$+i\cdot\infty$	$+\infty+i\cdot\text{QNAN}$ INVALID	$\text{QNAN}+i\cdot\text{QNAN}$ INVALID	$\text{QNAN}-i\cdot 0$ INVALID	$\text{QNAN}+i\cdot 0$ INVALID	$\text{QNAN}+i\cdot\text{QNAN}$ INVALID	$+\infty+i\cdot\text{QNAN}$ INVALID	$\text{QNAN}+i\cdot\text{QNAN}$
$+i\cdot Y$	$+\infty\cdot\text{Cos}(Y)-$ $i\cdot\infty\cdot\text{Sin}(Y)$					$+\infty\cdot\text{CIS}(Y)$	$\text{QNAN}+i\cdot\text{QNAN}$
$+i\cdot 0$	$+\infty-i\cdot 0$		$+1-i\cdot 0$	$+1+i\cdot 0$		$+\infty+i\cdot 0$	$\text{QNAN}+i\cdot 0$
$-i\cdot 0$	$+\infty+i\cdot 0$		$+1+i\cdot 0$	$+1-i\cdot 0$		$+\infty-i\cdot 0$	$\text{QNAN}-i\cdot 0$
$-i\cdot Y$	$+\infty\cdot\text{Cos}(Y)-$ $i\cdot\infty\cdot\text{Sin}(Y)$					$+\infty\cdot\text{CIS}(Y)$	$\text{QNAN}+i\cdot\text{QNAN}$
$-i\cdot\infty$	$+\infty+i\cdot\text{QNAN}$ INVALID	$\text{QNAN}+i\cdot\text{QNAN}$ INVALID	$\text{QNAN}+i\cdot 0$ INVALID	$\text{QNAN}-i\cdot 0$ INVALID	$\text{QNAN}+i\cdot\text{QNAN}$ INVALID	$+\infty+i\cdot\text{QNAN}$ INVALID	$\text{QNAN}+i\cdot\text{QNAN}$
$+i\cdot\text{NAN}$	$+\infty+i\cdot\text{QNAN}$	$\text{QNAN}+i\cdot\text{QNAN}$	$\text{QNAN}+i\cdot\text{QNAN}$	$\text{QNAN}-i\cdot\text{QNAN}$	$\text{QNAN}+i\cdot\text{QNAN}$	$+\infty+i\cdot\text{QNAN}$	$\text{QNAN}+i\cdot\text{QNAN}$

Notes:

- raises `INVALID` exception when real or imaginary part of the argument is `SNAN`
- does not change `ERROR_CODE`
- $\text{Cosh}(\text{CONJ}(z)) = \text{CONJ}(\text{Cosh}(z))$

- $\text{Cosh}(-z) = \text{Cosh}(z)$.

v?Sinh

Computes hyperbolic sine of vector elements.

Syntax

Fortran:

```
call vssinh( n, a, y )
call vdsinh( n, a, y )
call vcsinh( n, a, y )
call vzsinh( n, a, y )
```

C:

```
vsSinh( n, a, y );
vdSinh( n, a, y );
vcSinh( n, a, y );
vzSinh( n, a, y );
```

Input Parameters

Name	Type	Description
<i>n</i>	FORTRAN 77: INTEGER Fortran 90: INTEGER, INTENT(IN) C: const int	Specifies the number of elements to be calculated.
<i>a</i>	FORTRAN 77: REAL for vssinh DOUBLE PRECISION for vdsinh COMPLEX for vcsinh DOUBLE COMPLEX for vzsinh	FORTRAN: Array, specifies the input vector <i>a</i> . C: Pointer to an array that contains the input vector <i>a</i> .

Name	Type	Description
	Fortran 90: REAL, INTENT (IN) for vssinh	
	DOUBLE PRECISION, INTENT (IN) for vdsinh	
	COMPLEX, INTENT (IN) for vcsinh	
	DOUBLE COMPLEX, INTENT (IN) for vzsinh	
	C: const float* for vsSinh	
	const double* for vdSinh	
	const MKL_Complex8* for vc- Sinh	
	const MKL_Complex16* for vzS- inh	

Table 9-11 Precision Overflow Thresholds for Sinh Real Function

Data Type	Threshold Limitations on Input Parameters
single precision	$-\ln(\text{FLT_MAX}) - \ln 2 < a[i] < \ln(\text{FLT_MAX}) + \ln 2$
double precision	$-\ln(\text{DBL_MAX}) - \ln 2 < a[i] < \ln(\text{DBL_MAX}) + \ln 2$



NOTE. Overflow can occur also in `Sinh` complex function, but the exact formula is beyond the scope of this document.

Output Parameters

Name	Type	Description
<i>y</i>	FORTTRAN 77: REAL for vssinh DOUBLE PRECISION for vdsinh COMPLEX for vcsinh DOUBLE COMPLEX for vzsinh	FORTTRAN: Array, specifies the output vector <i>y</i> . C: Pointer to an array that contains the output vector <i>y</i> .

Name	Type	Description
	Fortran 90: REAL, INTENT(OUT) for vssinh	
	DOUBLE PRECISION, INTENT(OUT) for vdsinh	
	COMPLEX, INTENT(OUT) for vc- sinh	
	DOUBLE COMPLEX, INTENT(OUT) for vzsinh	
	C: float* for vsSinh	
	double* for vdSinh	
	MKL_Complex8* for vcSinh	
	MKL_Complex16* for vzSinh	

Description

This function is declared in `mk1_vml.f77` for FORTRAN 77 interface, in `mk1_vml.fi` for Fortran 90 interface, and in `mk1_vml_functions.h` for C interface.

The function computes hyperbolic sine of vector elements.

Special Values for Real Function v?Sinh(x)

Argument	Result	Error Code	Exception
+0	+0		
-0	-0		
X > overflow	$+\infty$	VML_STATUS_OVERFLOW	OVERFLOW
X < -overflow	$-\infty$	VML_STATUS_OVERFLOW	OVERFLOW
$+\infty$	$+\infty$		
$-\infty$	$-\infty$		
QNAN	QNAN		
SNAN	QNAN		INVALID

See the [Special Value Notations](#) section for the conventions used in the table below.

Special Values for Complex Function v?Sinh(z)

RE(z) IM(z)	$-\infty$	-X	-0	+0	+X	$+\infty$	NAN
$+i\cdot\infty$	$-\infty+i\cdot\text{QNAN}$ INVALID	$\text{QNAN}+i\cdot\text{QNAN}$ INVALID	$-0+i\cdot\text{QNAN}$ INVALID	$+0+i\cdot\text{QNAN}$ INVALID	$\text{QNAN}+i\cdot\text{QNAN}$ INVALID	$+\infty+i\cdot\text{QNAN}$ INVALID	$\text{QNAN}+i\cdot\text{QNAN}$
$+i\cdot Y$	$-\infty\cdot\cos(Y)+$ $i\cdot\infty\cdot\sin(Y)$					$+\infty\cdot\text{CIS}(Y)$	$\text{QNAN}+i\cdot\text{QNAN}$
$+i\cdot 0$	$-\infty+i\cdot 0$		$-0+i\cdot 0$	$+0+i\cdot 0$		$+\infty+i\cdot 0$	$\text{QNAN}+i\cdot 0$
$-i\cdot 0$	$-\infty-i\cdot 0$		$-0-i\cdot 0$	$+0-i\cdot 0$		$+\infty-i\cdot 0$	$\text{QNAN}-i\cdot 0$
$-i\cdot Y$	$-\infty\cdot\cos(Y)+$ $i\cdot\infty\cdot\sin(Y)$					$+\infty\cdot\text{CIS}(Y)$	$\text{QNAN}+i\cdot\text{QNAN}$
$-i\cdot\infty$	$-\infty+i\cdot\text{QNAN}$ INVALID	$\text{QNAN}+i\cdot\text{QNAN}$ INVALID	$-0+i\cdot\text{QNAN}$ INVALID	$+0+i\cdot\text{QNAN}$ INVALID	$\text{QNAN}+i\cdot\text{QNAN}$ INVALID	$+\infty+i\cdot\text{QNAN}$ INVALID	$\text{QNAN}+i\cdot\text{QNAN}$
$+i\text{NAN}$	$-\infty+i\cdot\text{QNAN}$	$\text{QNAN}+i\cdot\text{QNAN}$	$-0+i\cdot\text{QNAN}$	$+0+i\cdot\text{QNAN}$	$\text{QNAN}+i\cdot\text{QNAN}$	$+\infty+i\cdot\text{QNAN}$	$\text{QNAN}+i\cdot\text{QNAN}$

Notes:

- raises `INVALID` exception when real or imaginary part of the argument is `SNAN`
- does not change `ERROR_CODE`
- $\text{Sinh}(\text{CONJ}(z)) = \text{CONJ}(\text{Sinh}(z))$
- $\text{Sinh}(-z) = -\text{Sinh}(z)$.

v?Tanh

Computes hyperbolic tangent of vector elements.

Syntax

Fortran:

```
call vstanh( n, a, y )
```

```
call vdtanh( n, a, y )
call vctanh( n, a, y )
call vztanh( n, a, y )
```

C:

```
vsTanh( n, a, y );
vdTanh( n, a, y );
vcTanh( n, a, y );
vzTanh( n, a, y );
```

Input Parameters

Name	Type	Description
<i>n</i>	FORTRAN 77: INTEGER Fortran 90: INTEGER, INTENT(IN) C: const int	Specifies the number of elements to be calculated.
<i>a</i>	FORTRAN 77: REAL for vstanh DOUBLE PRECISION for vdtanh COMPLEX for vctanh DOUBLE COMPLEX for vztanh Fortran 90: REAL, INTENT(IN) for vstanh DOUBLE PRECISION, INTENT(IN) for vdtanh COMPLEX, INTENT(IN) for vctanh DOUBLE COMPLEX, INTENT(IN) for vztanh C: const float* for vsTanh const double* for vdTanh	FORTRAN: Array, specifies the input vector <i>a</i> . C: Pointer to an array that contains the input vector <i>a</i> .

Name	Type	Description
	const MKL_Complex8* for vc-Tanh	
	const MKL_Complex16* for vz-Tanh	

Output Parameters

Name	Type	Description
<i>y</i>	FORTRAN 77: REAL for vstanh DOUBLE PRECISION for vdtanh COMPLEX for cstanh DOUBLE COMPLEX for zdtanh Fortran 90: REAL, INTENT (OUT) for vstanh DOUBLE PRECISION, INTENT (OUT) for vdtanh COMPLEX, INTENT (OUT) for cstanh DOUBLE COMPLEX, INTENT (OUT) for zdtanh C: float* for vsTanh double* for vdTanh MKL_Complex8* for vcTanh MKL_Complex16* for vzTanh	FORTRAN: Array, specifies the output vector <i>y</i> . C: Pointer to an array that contains the output vector <i>y</i> .

Description

This function is declared in `mk1_vml.f77` for FORTRAN 77 interface, in `mk1_vml.fi` for Fortran 90 interface, and in `mk1_vml_functions.h` for C interface.

The function computes hyperbolic tangent of vector elements.

Special Values for Real Function $v\text{Tanh}(x)$

Argument	Result	Exception
+0	+0	
-0	-0	
$+\infty$	+1	
$-\infty$	-1	
QNAN	QNAN	
SNAN	QNAN	INVALID

See the [Special Value Notations](#) section for the conventions used in the table below.

Special Values for Complex Function $v\text{Tanh}(z)$

<div>RE(z)</div> <div>IM(z)</div>	$-\infty$	-X	-0	+0	+X	$+\infty$	NAN
$+i\cdot\infty$	-1+i·0	QNAN+i·QNAN INVALID	QNAN+i·QNAN INVALID	QNAN+i·QNAN INVALID	QNAN+i·QNAN INVALID	+1+i·0	QNAN+i·QNAN
$+i\cdot Y$	-1+i·0·Tan(Y)					+1+i·0·Tan(Y)	QNAN+i·QNAN
$+i\cdot 0$	-1+i·0		-0+i·0	+0+i·0		+1+i·0	QNAN+i·0
$-i\cdot 0$	-1-i·0		-0-i·0	+0-i·0		+1-i·0	QNAN-i·0
$-i\cdot Y$	-1+i·0·Tan(Y)					+1+i·0·Tan(Y)	QNAN+i·QNAN
$-i\cdot\infty$	-1-i·0	QNAN+i·QNAN INVALID	QNAN+i·QNAN INVALID	QNAN+i·QNAN INVALID	QNAN+i·QNAN INVALID	+1-i·0	QNAN+i·QNAN
$+i\text{NAN}$	-1+i·0	QNAN+i·QNAN	QNAN+i·QNAN	QNAN+i·QNAN	QNAN+i·QNAN	+1+i·0	QNAN+i·QNAN

Notes:

- raises `INVALID` exception when real or imaginary part of the argument is `SNAN`
- does not change `ERROR_CODE`
- $\text{Tanh}(\text{CONJ}(z)) = \text{CONJ}(\text{Tanh}(z))$
- $\text{Tanh}(-z) = -\text{Tanh}(z)$.

v?Acosh

Computes inverse hyperbolic cosine (nonnegative) of vector elements.

Syntax

Fortran:

```
call vsacosh( n, a, y )
call vdacosh( n, a, y )
call vcacosh( n, a, y )
call vzacosh( n, a, y )
```

C:

```
vsAcosh( n, a, y );
vdAcosh( n, a, y );
vcAcosh( n, a, y );
vzAcosh( n, a, y );
```

Input Parameters

Name	Type	Description
<i>n</i>	FORTRAN 77: INTEGER Fortran 90: INTEGER, INTENT (IN) C: const int	Specifies the number of elements to be calculated.
<i>a</i>	FORTRAN 77: REAL for vsacosh DOUBLE PRECISION for vdacosh COMPLEX for vcacosh DOUBLE COMPLEX for vzacosh Fortran 90: REAL, INTENT (IN) for vsacosh	FORTRAN: Array, specifies the input vector <i>a</i> . C: Pointer to an array that contains the input vector <i>a</i> .

Name	Type	Description
	DOUBLE PRECISION, INTENT (IN) for vdacosh	
	COMPLEX, INTENT (IN) for vca- cosh	
	DOUBLE COMPLEX, INTENT (IN) for vzacosh	
	C: const float* for vsAcosh const double* for vdAcosh const MKL_Complex8* for vcA- cosh const MKL_Complex16* for vza- cosh	

Output Parameters

Name	Type	Description
<i>y</i>	FORTRAN 77: REAL for vsacosh	FORTRAN: Array, specifies the output vector <i>y</i> .
	DOUBLE PRECISION for vdacosh	
	COMPLEX for vcacosh	C: Pointer to an array that contains the output vector <i>y</i> .
	DOUBLE COMPLEX for vzacosh	
	Fortran 90: REAL, INTENT (OUT) for vsacosh	
	DOUBLE PRECISION, INTENT (OUT) for vdacosh	
	COMPLEX, INTENT (OUT) for vca- cosh	
	DOUBLE COMPLEX, INTENT (OUT) for vzacosh	
	C: float* for vsAcosh	

Name Type Description

double* for vdAcosh
MKL_Complex8* for vcAcosh
MKL_Complex16* for vzAcosh

Description

This function is declared in `mk1_vml.f77` for FORTRAN 77 interface, in `mk1_vml.fi` for Fortran 90 interface, and in `mk1_vml_functions.h` for C interface.

The function computes inverse hyperbolic cosine (nonnegative) of vector elements.

Special Values for Real Function v?Acosh(x)

Argument	Result	Error Code	Exception
+1	+0		
$X < +1$	QNAN	VML_STATUS_ERRDOM	INVALID
$-\infty$	QNAN	VML_STATUS_ERRDOM	INVALID
$+\infty$	$+\infty$		
QNAN	QNAN		
SNAN	QNAN		INVALID

See the [Special Value Notations](#) section for the conventions used in the table below.

Special Values for Complex Function v?Acosh(z)

RE(z) IM(z)	$-\infty$	-X	-0	+0	+X	$+\infty$	NAN
$+i\cdot\infty$	$+\infty + i \cdot \frac{3\pi}{4}$	$+\infty + i\cdot\pi/2$	$+\infty + i\cdot\pi/2$	$+\infty + i\cdot\pi/2$	$+\infty + i\cdot\pi/2$	$+\infty + i\cdot\pi/4$	$+\infty + i\cdot\text{QNAN}$
$+i\cdot Y$	$+\infty + i\cdot\pi$					$+\infty + i\cdot 0$	$\text{QNAN} + i\cdot\text{QNAN}$
$+i\cdot 0$	$+\infty + i\cdot\pi$		$+0 + i\cdot\pi/2$	$+0 + i\cdot\pi/2$		$+\infty + i\cdot 0$	$\text{QNAN} + i\cdot\text{QNAN}$
$-i\cdot 0$	$+\infty + i\cdot\pi$		$+0 + i\cdot\pi/2$	$+0 + i\cdot\pi/2$		$+\infty + i\cdot 0$	$\text{QNAN} + i\cdot\text{QNAN}$
$-i\cdot Y$	$+\infty + i\cdot\pi$					$+\infty + i\cdot 0$	$\text{QNAN} + i\cdot\text{QNAN}$

RE(z) IM(z)	-∞	-X	-0	+0	+X	+∞	NAN
-i·∞	$+\infty - i \cdot \frac{3\pi}{4}$	$+\infty - i \cdot \pi/2$	$+\infty - i \cdot \pi/2$	$+\infty - i \cdot \pi/2$	$+\infty - i \cdot \pi/2$	$+\infty - i \cdot \pi/4$	$+\infty + i \cdot \text{QNAN}$
+i·NAN	$+\infty + i \cdot \text{QNAN}$	$\text{QNAN} + i \cdot \text{QNAN}$	$\text{QNAN} + i \cdot \text{QNAN}$	$\text{QNAN} + i \cdot \text{QNAN}$	$\text{QNAN} + i \cdot \text{QNAN}$	$+\infty + i \cdot \text{QNAN}$	$\text{QNAN} + i \cdot \text{QNAN}$

Notes:

- raises `INVALID` exception when real or imaginary part of the argument is `SNAN`
- does not change `ERROR CODE`
- `Acosh(CONJ(z))=CONJ(Acosh(z))`.

v?Asinh

Computes inverse hyperbolic sine of vector elements.

Syntax

Fortran:

```
call vsasinh( n, a, y )
call vdasinh( n, a, y )
call vcasinh( n, a, y )
call vzasinh( n, a, y )
```

C:

```
vsAsinh( n, a, y );
vdAsinh( n, a, y );
vcAsinh( n, a, y );
vzAsinh( n, a, y );
```

Input Parameters

Name	Type	Description
<i>n</i>	FORTTRAN 77: INTEGER Fortran 90: INTEGER, INTENT (IN) C: const int	Specifies the number of elements to be calculated.
<i>a</i>	FORTTRAN 77: REAL for vsasinh DOUBLE PRECISION for vdasinh COMPLEX for vcasinh DOUBLE COMPLEX for vzasinh Fortran 90: REAL, INTENT (IN) for vsasinh DOUBLE PRECISION, INTENT (IN) for vdasinh COMPLEX, INTENT (IN) for vcasinh DOUBLE COMPLEX, INTENT (IN) for vzasinh C: const float* for vsAsinh const double* for vdAsinh const MKL_Complex8* for vcAsinh const MKL_Complex16* for vzAsinh	FORTTRAN: Array, specifies the input vector <i>a</i> . C: Pointer to an array that contains the input vector <i>a</i> .

Output Parameters

Name	Type	Description
<i>y</i>	FORTRAN 77: REAL for <i>vsasinh</i>	FORTRAN: Array, specifies the output vector <i>y</i> .
	DOUBLE PRECISION for <i>vdasinh</i>	
	COMPLEX for <i>vcasinh</i>	C: Pointer to an array that contains the output vector <i>y</i> .
	DOUBLE COMPLEX for <i>vzasinh</i>	
	Fortran 90: REAL, INTENT (OUT) for <i>vsasinh</i>	
	DOUBLE PRECISION, INTENT (OUT) for <i>vdasinh</i>	
	COMPLEX, INTENT (OUT) for <i>vcasinh</i>	
	DOUBLE COMPLEX, INTENT (OUT) for <i>vzasinh</i>	
	C: float* for <i>vsAsinh</i>	
	double* for <i>vdAsinh</i>	
	MKL_Complex8* for <i>vcAsinh</i>	
	MKL_Complex16* for <i>vzAsinh</i>	

Description

This function is declared in `mkl_vml.f77` for FORTRAN 77 interface, in `mkl_vml.fi` for Fortran 90 interface, and in `mkl_vml_functions.h` for C interface.

The function computes inverse hyperbolic sine of vector elements.

Special Values for Real Function *v?Asinh(x)*

Argument	Result	Exception
+0	+0	
-0	-0	
+∞	+∞	
-∞	-∞	

Argument	Result	Exception
QNAN	QNAN	
SNAN	QNAN	INVALID

See the [Special Value Notations](#) section for the conventions used in the table below.

Special Values for Complex Function $v?Asinh(z)$

RE(z) IM(z)	$-\infty$	-X	-0	+0	+X	$+\infty$	NAN
$+i\cdot\infty$	$-\infty+i\cdot\pi/4$	$-\infty+i\cdot\pi/2$	$+\infty+i\cdot\pi/2$	$+\infty+i\cdot\pi/2$	$+\infty+i\cdot\pi/2$	$+\infty+i\cdot\pi/4$	$+\infty+i\cdot QNAN$
$+i\cdot Y$	$-\infty+i\cdot 0$					$+\infty+i\cdot 0$	$QNAN+i\cdot QNAN$
$+i\cdot 0$	$+\infty+i\cdot 0$		$+0+i\cdot 0$	$+0+i\cdot 0$		$+\infty+i\cdot 0$	$QNAN+i\cdot QNAN$
$-i\cdot 0$	$-\infty-i\cdot 0$		$-0-i\cdot 0$	$+0-i\cdot 0$		$+\infty-i\cdot 0$	$QNAN-i\cdot QNAN$
$-i\cdot Y$	$-\infty-i\cdot 0$					$+\infty-i\cdot 0$	$QNAN+i\cdot QNAN$
$-i\cdot\infty$	$-\infty-i\cdot\pi/4$	$-\infty-i\cdot\pi/2$	$-\infty-i\cdot\pi/2$	$+\infty-i\cdot\pi/2$	$+\infty-i\cdot\pi/2$	$+\infty-i\cdot\pi/4$	$+\infty+i\cdot QNAN$
$+i\cdot NAN$	$-\infty+i\cdot QNAN$	$QNAN+i\cdot QNAN$	$QNAN+i\cdot QNAN$	$QNAN+i\cdot QNAN$	$QNAN+i\cdot QNAN$	$+\infty+i\cdot QNAN$	$QNAN+i\cdot QNAN$

Notes:

- raises `INVALID` exception when real or imaginary part of the argument is `SNAN`
- does not change `ERROR_CODE`
- $Asinh(CONJ(z)) = CONJ(Asinh(z))$
- $Asinh(-z) = -Asinh(z)$.

$v?Atanh$

Computes inverse hyperbolic tangent of vector elements.

Syntax

Fortran:

```
call vsatanh( n, a, y )
```

```
call vdatanh( n, a, y )
call vcatanh( n, a, y )
call vzatanh( n, a, y )
```

C:

```
vsAtanh( n, a, y );
vdAtanh( n, a, y );
vcAtanh( n, a, y );
vzAtanh( n, a, y );
```

Input Parameters

Name	Type	Description
<i>n</i>	FORTRAN 77: INTEGER Fortran 90: INTEGER, INTENT(IN) C: const int	Specifies the number of elements to be calculated.
<i>a</i>	FORTRAN 77: REAL for vsatanh DOUBLE PRECISION for vdatanh COMPLEX for vcatanh DOUBLE COMPLEX for vzatanh Fortran 90: REAL, INTENT(IN) for vsatanh DOUBLE PRECISION, INTENT(IN) for vdatanh COMPLEX, INTENT(IN) for vcatanh DOUBLE COMPLEX, INTENT(IN) for vzatanh C: const float* for vsAtanh	FORTRAN: Array, specifies the input vector <i>a</i> . C: Pointer to an array that contains the input vector <i>a</i> .

Name	Type	Description
	const double* for vdAtanh	
	const MKL_Complex8* for vcAtanh	
	const MKL_Complex16* for vzAtanh	

Output Parameters

Name	Type	Description
<i>y</i>	FORTRAN 77: REAL for vsatanh DOUBLE PRECISION for vdatanh COMPLEX for vcatanh DOUBLE COMPLEX for vzatanh Fortran 90: REAL, INTENT (OUT) for vsatanh DOUBLE PRECISION, INTENT (OUT) for vdatanh COMPLEX, INTENT (OUT) for vcatanh DOUBLE COMPLEX, INTENT (OUT) for vzatanh C: float* for vsAtanh double* for vdAtanh MKL_Complex8* for vcAtanh MKL_Complex16* for vzAtanh	FORTRAN: Array, specifies the output vector <i>y</i> . C: Pointer to an array that contains the output vector <i>y</i> .

Description

This function is declared in `mkl_vml.f77` for FORTRAN 77 interface, in `mkl_vml.fi` for Fortran 90 interface, and in `mkl_vml_functions.h` for C interface.

The function computes inverse hyperbolic tangent of vector elements.

Special Values for Real Function $v?Atanh(x)$

Argument	Result	Error Code	Exception
+1	$+\infty$	VML_STATUS_SING	ZERODIVIDE
-1	$-\infty$	VML_STATUS_SING	ZERODIVIDE
$ X > 1$	QNAN	VML_STATUS_ERRDOM	INVALID
$+\infty$	QNAN	VML_STATUS_ERRDOM	INVALID
$-\infty$	QNAN	VML_STATUS_ERRDOM	INVALID
QNAN	QNAN		
SNAN	QNAN		INVALID

See the [Special Value Notations](#) section for the conventions used in the table below.

Special Values for Complex Function $v?Atanh(z)$

RE(z) IM(z)	$-\infty$	-X	-0	+0	+X	$+\infty$	NAN
$+i\cdot\infty$	$-0+i\cdot\pi/2$	$-0+i\cdot\pi/2$	$-0+i\cdot\pi/2$	$+0+i\cdot\pi/2$	$+0+i\cdot\pi/2$	$+0+i\cdot\pi/2$	$+0+i\cdot\pi/2$
$+i\cdot Y$	$-0+i\cdot\pi/2$					$+0+i\cdot\pi/2$	QNAN+i·QNAN
$+i\cdot 0$	$-0+i\cdot\pi/2$		$-0+i\cdot 0$	$+0+i\cdot 0$		$+0+i\cdot\pi/2$	QNAN+i·QNAN
$-i\cdot 0$	$-0-i\cdot\pi/2$		$-0-i\cdot 0$	$+0-i\cdot 0$		$+0-i\cdot\pi/2$	QNAN-i·QNAN
$-i\cdot Y$	$-0-i\cdot\pi/2$					$+0-i\cdot\pi/2$	QNAN+i·QNAN
$-i\cdot\infty$	$-0-i\cdot\pi/2$	$-0-i\cdot\pi/2$	$-0-i\cdot\pi/2$	$+0-i\cdot\pi/2$	$+0-i\cdot\pi/2$	$+0-i\cdot\pi/2$	$+0-i\cdot\pi/2$
$+i\cdot\text{NAN}$	$-0+i\cdot\text{QNAN}$	QNAN+i·QNAN	$-0+i\cdot\text{QNAN}$	$+0+i\cdot\text{QNAN}$	QNAN+i·QNAN	$+0+i\cdot\text{QNAN}$	QNAN+i·QNAN

Notes:

- $Atanh(+ -1 + -i \cdot 0) = + -\infty + -i \cdot 0$, and **ZERODIVIDE** exception is raised
- raises **INVALID** exception when real or imaginary part of the argument is **SNAN**
- does not change **ERROR CODE**
- $Atanh(CONJ(z)) = CONJ(Atanh(z))$
- $Atanh(-z) = -Atanh(z)$.

Special Functions

v?Erf

Computes the error function value of vector elements.

Syntax

Fortran:

```
call vserf( n, a, y )
call vderf( n, a, y )
```

C:

```
vsErf( n, a, y );
vdErf( n, a, y );
```

Input Parameters

Name	Type	Description
<i>n</i>	FORTTRAN 77: INTEGER Fortran 90: INTEGER, INTENT (IN) C: const int	Specifies the number of elements to be calculated.
<i>a</i>	FORTTRAN 77: REAL for vserf DOUBLE PRECISION for vderf Fortran 90: REAL, INTENT (IN) for vserf DOUBLE PRECISION, INTENT (IN) for vderf C: const float* for vsErf const double* for vdErf	FORTTRAN: Array, specifies the input vector <i>a</i> . C: Pointer to an array that contains the input vector <i>a</i> .

Output Parameters

Name	Type	Description
y	FORTRAN 77: REAL for <code>vserf</code> DOUBLE PRECISION for <code>vderf</code> Fortran 90: REAL, INTENT(OUT) for <code>vserf</code> DOUBLE PRECISION, INTENT(OUT) for <code>vderf</code> C: float* for <code>vsErf</code> double* for <code>vdErf</code>	FORTRAN: Array, specifies the output vector y . C: Pointer to an array that contains the output vector y .

Description

This function is declared in `mk1_vml.f77` for FORTRAN 77 interface, in `mk1_vml.fi` for Fortran 90 interface, and in `mk1_vml_functions.h` for C interface.

The function `Erf` computes the error function values for elements of the input vector a and writes them to the output vector y .

The error function is defined as given by:

$$\text{erf}(x) = \frac{2}{\sqrt{\pi}} \int_0^x e^{-t^2} dt .$$

Useful relations:

$$1. \quad \text{erfc}(x) = 1 - \text{erf}(x) ,$$

where `erfc` is the complementary error function.

$$2. \quad \Phi(x) = \frac{1}{2} \text{erf}(x/\sqrt{2}) ,$$

where

$$\Phi(x) = \frac{1}{\sqrt{2\pi}} \int_0^x \exp(-t^2/2) dt$$

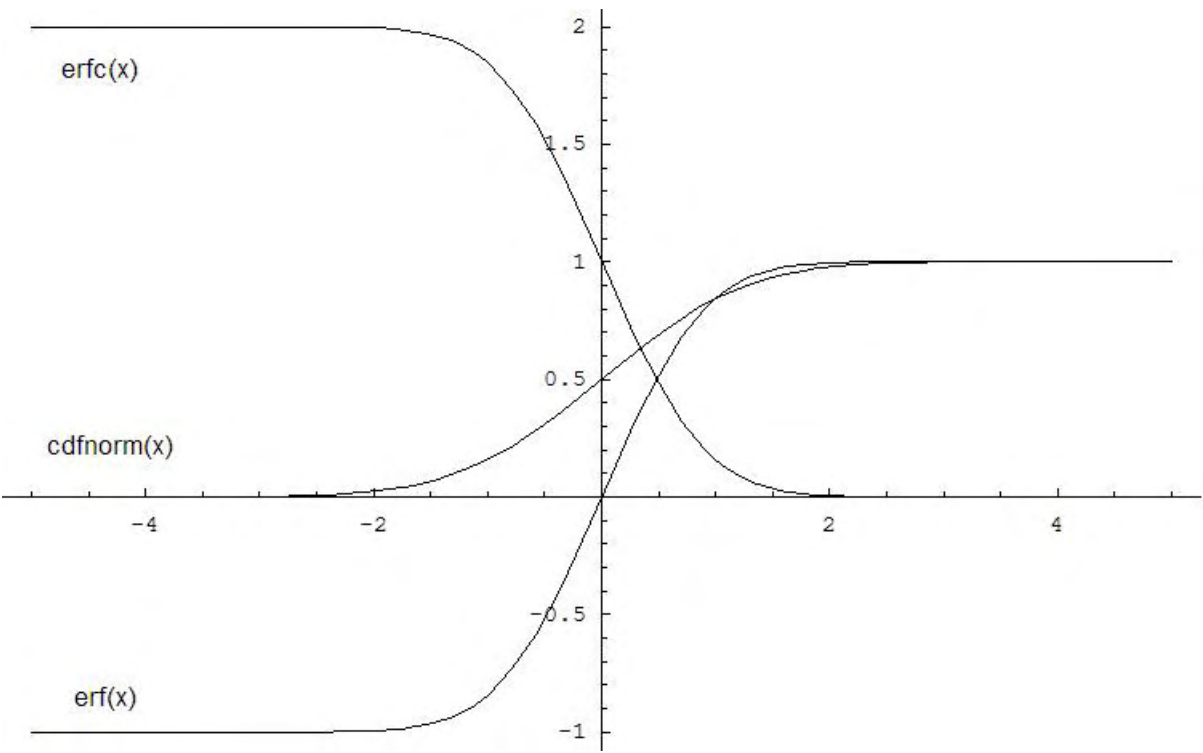
is the cumulative normal distribution function.

$$3. \quad \Phi^{-1}(x) = \sqrt{2} \operatorname{erf}^{-1}(2x - 1),$$

where $\Phi^{-1}(x)$ and $\operatorname{erf}^{-1}(x)$ are the inverses to $\Phi(x)$ and $\operatorname{erf}(x)$ respectively.

Figure 9-1 illustrates the relationships among Erf family functions (Erf, Erfc, CdfNorm).

Figure 9-1 Erf Family Functions Relationship



Useful relations for these functions:

$$\text{erf}(x) + \text{erfc}(x) = 1$$

$$\text{cdfnorm}(x) = \frac{1}{2} \left(1 + \text{erf} \left(\frac{x}{\sqrt{2}} \right) \right) = 1 - \frac{1}{2} \text{erfc} \left(\frac{x}{\sqrt{2}} \right)$$

Special Values for Real Function v?Erf(x)

Argument	Result	Exception
$+\infty$	+1	

Argument	Result	Exception
$-\infty$	-1	
QNaN	QNaN	
SNAN	QNaN	INVALID

See Also

- [Special Functions](#)
- [Erfc](#)
- [CdfNorm](#)

v?Erfc

Computes the complementary error function value of vector elements.

Syntax

Fortran:

```
call vserfc( n, a, y )
call vderfc( n, a, y )
```

C:

```
vsErfc( n, a, y );
vdErfc( n, a, y );
```

Input Parameters

Name	Type	Description
<i>n</i>	FORTRAN 77: INTEGER Fortran 90: INTEGER, INTENT (IN) C: const int	Specifies the number of elements to be calculated.
<i>a</i>	FORTRAN 77: REAL for vserfc DOUBLE PRECISION for vderfc	FORTRAN: Array, specifies the input vector <i>a</i> .

Name	Type	Description
	Fortran 90: REAL, INTENT(IN) for <code>vserfc</code>	C: Pointer to an array that contains the input vector <i>a</i> .
	DOUBLE PRECISION, INTENT(IN) for <code>vderfc</code>	
	C: <code>const float*</code> for <code>vsErfc</code> <code>const double*</code> for <code>vdErfc</code>	

Output Parameters

Name	Type	Description
<i>y</i>	FORTRAN 77: REAL for <code>vserfc</code> DOUBLE PRECISION for <code>vderfc</code>	FORTRAN: Array, specifies the output vector <i>y</i> .
	Fortran 90: REAL, INTENT(OUT) for <code>vserfc</code>	C: Pointer to an array that contains the output vector <i>y</i> .
	DOUBLE PRECISION, INTENT(OUT) for <code>vderfc</code>	
	C: <code>float*</code> for <code>vsErfc</code> <code>double*</code> for <code>vdErfc</code>	

Description

This function is declared in `mk1_vml.f77` for FORTRAN 77 interface, in `mk1_vml.fi` for Fortran 90 interface, and in `mk1_vml_functions.h` for C interface.

The function `Erfc` computes the complementary error function values for elements of the input vector *a* and writes them to the output vector *y*.

The complementary error function is defined as given by:

$$\text{erfc}(x) = \frac{2}{\sqrt{\pi}} \int_x^{\infty} e^{-t^2} dt .$$

Useful relations:

$$1. \text{erfc}(x) = 1 - \text{erf}(x).$$

$$2. \Phi(x) = \frac{1}{2} \text{erf}(x/\sqrt{2}),$$

where

$$\Phi(x) = \frac{1}{\sqrt{2\pi}} \int_0^x \exp(-t^2/2) dt$$

is the cumulative normal distribution function.

$$3. \Phi^{-1}(x) = \sqrt{2} \text{erf}^{-1}(2x - 1),$$

where $\Phi^{-1}(x)$ and $\text{erf}^{-1}(x)$ are the inverses to $\Phi(x)$ and $\text{erf}(x)$ respectively.

See also [Figure 9-1](#) in [Erf](#) function description for [Erfc](#) function relationship with the other functions of [Erf](#) family.

Special Values for Real Function v?Erfc(x)

Argument	Result	Error Code	Exception
X > underflow	+0	VML_STATUS_UNDERFLOW	UNDERFLOW
$+\infty$	+0		
$-\infty$	+2		
QNAN	QNAN		
SNAN	QNAN		INVALID

v?CdfNorm

Computes the cumulative normal distribution function values of vector elements.

Syntax

Fortran:

```
call vscdfnorm( n, a, y )
```

```
call vdcdfnorm( n, a, y )
```

C:

```
vsCdfNorm( n, a, y );  
vdCdfNorm( n, a, y );
```

Input Parameters

Name	Type	Description
<i>n</i>	FORTRAN 77: INTEGER Fortran 90: INTEGER, INTENT(IN) C: const int	Specifies the number of elements to be calculated.
<i>a</i>	FORTRAN 77: REAL for vscdfnorm DOUBLE PRECISION for vd- cdfnorm Fortran 90: REAL, INTENT(IN) for vscdfnorm DOUBLE PRECISION, INTENT(IN) for vdcdfnorm C: const float* for vsCdfNorm const double* for vdCdfNorm	FORTRAN: Array, specifies the input vector <i>a</i> . C: Pointer to an array that contains the input vector <i>a</i> .

Output Parameters

Name	Type	Description
<i>y</i>	FORTRAN 77: REAL for vscdfnorm DOUBLE PRECISION for vd- cdfnorm	FORTRAN: Array, specifies the output vector <i>y</i> . C: Pointer to an array that contains the output vector <i>y</i> .

Name	Type	Description
------	------	-------------

	Fortran 90: REAL, INTENT (OUT) for vscdfnorm DOUBLE PRECISION, INTENT (OUT) for vdcdfnorm C: float* for vsCdfNorm double* for vdCdfNorm	
--	--	--

Description

This function is declared in `mkl_vml.f77` for FORTRAN 77 interface, in `mkl_vml.fi` for Fortran 90 interface, and in `mkl_vml_functions.h` for C interface.

The function `CdfNorm` computes the cumulative normal distribution function values for elements of the input vector *a* and writes them to the output vector *y*.

The cumulative normal distribution function is defined as given by:

$$\text{CdfNorm}(x) = \frac{1}{\sqrt{2\pi}} \int_{-\infty}^x e^{-\frac{t^2}{2}} dt .$$

Useful relations:

$$\text{cdfnorm}(x) = \frac{1}{2} \left(1 + \text{erf} \left(\frac{x}{\sqrt{2}} \right) \right) = 1 - \frac{1}{2} \text{erfc} \left(\frac{x}{\sqrt{2}} \right)$$

where `Erf` and `Erfc` are the error and complementary error functions.

See also [Figure 9-1](#) in `Erf` function description for `CdfNorm` function relationship with the other functions of `Erf` family.

Special Values for Real Function v?CdfNorm(x)

Argument	Result	Error Code	Exception
X < underflow	+0	VML_STATUS_UNDERFLOW	UNDERFLOW

Argument	Result	Error Code	Exception
$+\infty$	+1		
$-\infty$	+0		
QNAN	QNAN		
SNAN	QNAN		INVALID

v?ErfInv

Computes inverse error function value of vector elements.

Syntax

Fortran:

```
call vserfinv( n, a, y )
call vderfinv( n, a, y )
```

C:

```
vsErfInv( n, a, y );
vdErfInv( n, a, y );
```

Input Parameters

Name	Type	Description
<i>n</i>	FORTRAN 77: INTEGER Fortran 90: INTEGER, INTENT(IN) C: const int	Specifies the number of elements to be calculated.
<i>a</i>	FORTRAN 77: REAL for vserfinv DOUBLE PRECISION for vderfinv Fortran 90: REAL, INTENT(IN) for vserfinv	FORTRAN: Array, specifies the input vector <i>a</i> . C: Pointer to an array that contains the input vector <i>a</i> .

Name	Type	Description
	DOUBLE PRECISION, INTENT(IN) for vderfinv	
	C: const float* for vsErfInv const double* for vdErfInv	

Output Parameters

Name	Type	Description
<i>y</i>	FORTRAN 77: REAL for vserfinv DOUBLE PRECISION for vderfinv Fortran 90: REAL, INTENT(OUT) for vserfinv DOUBLE PRECISION, INTENT(OUT) for vderfinv C: float* for vsErfInv double* for vdErfInv	FORTRAN: Array, specifies the output vector <i>y</i> . C: Pointer to an array that contains the output vector <i>y</i> .

Description

This function is declared in `mkl_vml.f77` for FORTRAN 77 interface, in `mkl_vml.fi` for Fortran 90 interface, and in `mkl_vml_functions.h` for C interface.

The function `ErfInv` computes the inverse error function values for elements of the input vector *a* and writes them to the output vector *y*

$$y = \operatorname{erf}^{-1}(a),$$

where `erf(x)` is the error function defined as given by:

$$\operatorname{erfc}(x) = \frac{2}{\sqrt{\pi}} \int_x^{\infty} e^{-t^2} dt \; .$$

Useful relations:

$$1. \operatorname{erf}^{-1}(x) = \operatorname{erfc}^{-1}(1 - x),$$

where erfc is the complementary error function.

$$2. \Phi(x) = \frac{1}{2} \operatorname{erf}(x/\sqrt{2}),$$

where

$$\Phi(x) = \frac{1}{\sqrt{2\pi}} \int_0^x \exp(-t^2/2) dt$$

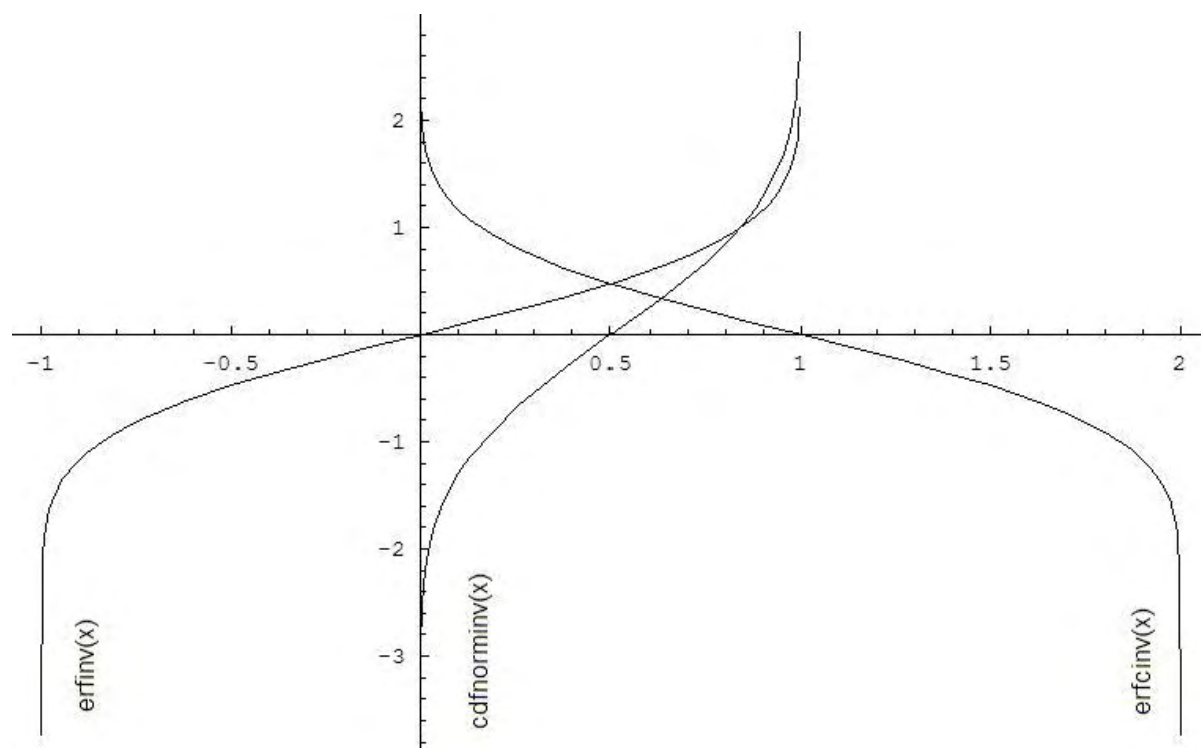
is the cumulative normal distribution function.

$$3. \Phi^{-1}(x) = \sqrt{2} \operatorname{erf}^{-1}(2x - 1),$$

where $\Phi^{-1}(x)$ and $\operatorname{erf}^{-1}(x)$ are the inverses to $\Phi(x)$ and $\operatorname{erf}(x)$ respectively.

Figure 9-2 illustrates the relationships among ErfInv family functions (ErfInv , $\operatorname{ErfcInv}$, $\operatorname{CdfNormInv}$).

Figure 9-2 ErfInv Family Functions Relationship



Useful relations for these functions:

$$\text{erfcinv}(x) = \text{erfinv}(1 - x)$$

$$\text{cdfnorminv}(x) = \sqrt{2} \text{erfinv}(2x - 1) = \sqrt{2} \text{erfcinv}(2 - 2x)$$

Special Values for Real Function v?ErfInv(x)

Argument	Result	Error Code	Exception
+0	+0		
-0	-0		

Argument	Result	Error Code	Exception
+1	$+\infty$	VML_STATUS_SING	ZERODIVIDE
-1	$-\infty$	VML_STATUS_SING	ZERODIVIDE
$ X > 1$	QNAN	VML_STATUS_ERRDOM	INVALID
$+\infty$	QNAN	VML_STATUS_ERRDOM	INVALID
$-\infty$	QNAN	VML_STATUS_ERRDOM	INVALID
QNAN	QNAN		
SNAN	QNAN		INVALID

See Also

- [Special Functions](#)
- [ErfcInv](#)
- [CdfNormInv](#)

v?ErfcInv

Computes the inverse complementary error function value of vector elements.

Syntax

Fortran:

```
call vserfcinv( n, a, y )
call vderfcinv( n, a, y )
```

C:

```
vsErfcInv( n, a, y );
vdErfcInv( n, a, y );
```

Input Parameters

Name	Type	Description
<i>n</i>	FORTTRAN 77: INTEGER Fortran 90: INTEGER, INTENT (IN)	Specifies the number of elements to be calculated.

Name	Type	Description
	C: const int	
<i>a</i>	FORTRAN 77: REAL for vserfcinv DOUBLE PRECISION for vderfcinv Fortran 90: REAL, INTENT (IN) for vserfcinv DOUBLE PRECISION, INTENT (IN) for vderfcinv C: const float* for vsErfcInv const double* for vdErfcInv	FORTRAN: Array, specifies the input vector <i>a</i> . C: Pointer to an array that contains the input vector <i>a</i> .

Output Parameters

Name	Type	Description
<i>y</i>	FORTRAN 77: REAL for vserfcinv DOUBLE PRECISION for vderfcinv Fortran 90: REAL, INTENT (OUT) for vserfcinv DOUBLE PRECISION, INTENT (OUT) for vderfcinv C: float* for vsErfcInv double* for vdErfcInv	FORTRAN: Array, specifies the output vector <i>y</i> . C: Pointer to an array that contains the output vector <i>y</i> .

Description

This function is declared in `mkl_vml.f77` for FORTRAN 77 interface, in `mkl_vml.fi` for Fortran 90 interface, and in `mkl_vml_functions.h` for C interface.

The function `ErfcInv` computes the inverse complimentary error function values for elements of the input vector *a* and writes them to the output vector *y*.

The inverse complimentary error function is defined as given by:

$$\text{erfcinv}(x) = \text{erfinv}(1 - x)$$

$$\text{erfinv}(x) = \text{erf}^{-1}(x) = \frac{2}{\sqrt{\pi}} \int_0^x e^{-t^2} dt,$$

where `erf(x)` denotes the error function and `erfinv(x)` denotes the inverse error function.

See also [Figure 9-2](#) in `ErfInv` function description for `ErfcInv` function relationship with the other functions of `ErfInv` family.

Special Values for Real Function `v?ErfcInv(x)`

Argument	Result	Error Code	Exception
+1	+0		
+2	$-\infty$	VML_STATUS_SING	ZERODIVIDE
-0	$+\infty$	VML_STATUS_SING	ZERODIVIDE
+0	$+\infty$	VML_STATUS_SING	ZERODIVIDE
$X < -0$	QNAN	VML_STATUS_ERRDOM	INVALID
$X > +2$	QNAN	VML_STATUS_ERRDOM	INVALID
$+\infty$	QNAN	VML_STATUS_ERRDOM	INVALID
$-\infty$	QNAN	VML_STATUS_ERRDOM	INVALID
QNAN	QNAN		
SNAN	QNAN		INVALID

v?CdfNormInv

Computes the inverse cumulative normal distribution function values of vector elements.

Syntax

Fortran:

```
call vscdfnorminv( n, a, y )
call vdcdfnorminv( n, a, y )
```

C:

```
vsCdfNormInv( n, a, y );
vdCdfNormInv( n, a, y );
```

Input Parameters

Name	Type	Description
<i>n</i>	<p>FORTRAN 77: INTEGER</p> <p>Fortran 90: INTEGER, INTENT (IN)</p> <p>C: const int</p>	Specifies the number of elements to be calculated.
<i>a</i>	<p>FORTRAN 77: REAL for vscdfnorminv</p> <p>DOUBLE PRECISION for vd-cdfnorminv</p> <p>Fortran 90: REAL, INTENT (IN) for vscdfnorminv</p> <p>DOUBLE PRECISION, INTENT (IN) for vdcdfnorminv</p> <p>C: const float* for vsCdfNormInv</p>	<p>FORTRAN: Array, specifies the input vector <i>a</i>.</p> <p>C: Pointer to an array that contains the input vector <i>a</i>.</p>

Name	Type	Description
	<code>const double*</code> for <code>vdCdfNormInv</code>	

Output Parameters

Name	Type	Description
<code>y</code>	FORTRAN 77: REAL for <code>vsCDFnorm</code> DOUBLE PRECISION for <code>vd-cdfnorminv</code> Fortran 90: REAL, INTENT(OUT) for <code>vsCDFnorm</code> DOUBLE PRECISION, INTENT(OUT) for <code>vdCDFnorminv</code> C: <code>float*</code> for <code>vsCdfNormInv</code> <code>double*</code> for <code>vdCdfNormInv</code>	FORTRAN: Array, specifies the output vector <code>y</code> . C: Pointer to an array that contains the output vector <code>y</code> .

Description

This function is declared in `mk1_vml.f77` for FORTRAN 77 interface, in `mk1_vml.fi` for Fortran 90 interface, and in `mk1_vml_functions.h` for C interface.

The function `CdfNormInv` computes the inverse cumulative normal distribution function values for elements of the input vector `a` and writes them to the output vector `y`.

The inverse cumulative normal distribution function is defined as given by:

$$\text{CdfNormInv}(x) = \text{CdfNorm}^{-1}(x) ,$$

where `CdfNorm(x)` denotes the cumulative normal distribution function.

Useful relations:

$$\text{cdfnorminv}(x) = \sqrt{2}\text{erfinv}(2x - 1) = \sqrt{2}\text{erfcinv}(2 - 2x)$$

where `erfinv(x)` denotes the inverse error function and `erfcinv(x)` denotes the inverse complementary error functions.

See also [Figure 9-2](#) in `ErfInv` function description for `CdfNormInv` function relationship with the other functions of `ErfInv` family.

Special Values for Real Function v?CdfNormInv(x)

Argument	Result	Error Code	Exception
+0.5	+0		
+1	$+\infty$	VML_STATUS_SING	ZERODIVIDE
-0	$-\infty$	VML_STATUS_SING	ZERODIVIDE
+0	$-\infty$	VML_STATUS_SING	ZERODIVIDE
$X < -0$	QNAN	VML_STATUS_ERRDOM	INVALID
$X > +1$	QNAN	VML_STATUS_ERRDOM	INVALID
$+\infty$	QNAN	VML_STATUS_ERRDOM	INVALID
$-\infty$	QNAN	VML_STATUS_ERRDOM	INVALID
QNAN	QNAN		
SNAN	QNAN		INVALID

Rounding Functions

v?Floor

Computes an integer value rounded towards minus infinity for each vector element.

Syntax

Fortran:

```
call vsfloor( n, a, y )
call vdfloor( n, a, y )
```

C:

```
vsFloor( n, a, y );  
vdFloor( n, a, y );
```

Input Parameters

Name	Type	Description
<i>n</i>	FORTRAN 77: INTEGER Fortran 90: INTEGER, INTENT (IN) C: const int	Specifies the number of elements to be calculated.
<i>a</i>	FORTRAN 77: REAL for vsfloor DOUBLE PRECISION for vdfloor Fortran 90: REAL, INTENT (IN) for vsfloor DOUBLE PRECISION, INTENT (IN) for vdfloor C: const float* for vsFloor const double* for vdFloor	FORTRAN: Array, specifies the input vector <i>a</i> . C: Pointer to an array that contains the input vector <i>a</i> .

Output Parameters

Name	Type	Description
<i>y</i>	FORTRAN 77: REAL for vsfloor DOUBLE PRECISION for vdfloor Fortran 90: REAL, INTENT (OUT) for vsfloor DOUBLE PRECISION, INTENT (OUT) for vdfloor C: float* for vsFloor	FORTRAN: Array, specifies the output vector <i>y</i> . C: Pointer to an array that contains the output vector <i>y</i> .

Name	Type	Description
	double* for vdFloor	

Description

This function is declared in `mkl_vml.f77` for FORTRAN 77 interface, in `mkl_vml.fi` for Fortran 90 interface, and in `mkl_vml_functions.h` for C interface.

The function computes an integer value rounded towards minus infinity for each vector element.

Special Values for Real Function v?Floor(x)

Argument	Result	Exception
+0	+0	
-0	-0	
$+\infty$	$+\infty$	
$-\infty$	$-\infty$	
SNAN	QNAN	INVALID
QNAN	QNAN	

v?Ceil

Computes an integer value rounded towards plus infinity for each vector element.

Syntax

Fortran:

```
call vsceil( n, a, y )
call vdceil( n, a, y )
```

C:

```
vsCeil( n, a, y );
vdCeil( n, a, y );
```

Input Parameters

Name	Type	Description
n	FORTTRAN 77: INTEGER Fortran 90: INTEGER, INTENT (IN) C: const int	Specifies the number of elements to be calculated.
a	FORTTRAN 77: REAL for vsceil DOUBLE PRECISION for vdceil Fortran 90: REAL, INTENT (IN) for vsceil DOUBLE PRECISION, INTENT (IN) for vdceil C: const float* for vsCeil const double* for vdCeil	FORTTRAN: Array, specifies the input vector a . C: Pointer to an array that contains the input vector a .

Output Parameters

Name	Type	Description
y	FORTTRAN 77: REAL for vsceil DOUBLE PRECISION for vdceil Fortran 90: REAL, INTENT (OUT) for vsceil DOUBLE PRECISION, INTENT (OUT) for vdceil C: float* for vsCeil double* for vdCeil	FORTTRAN: Array, specifies the output vector y . C: Pointer to an array that contains the output vector y .

Description

This function is declared in `mkl_vml.f77` for FORTRAN 77 interface, in `mkl_vml.fi` for Fortran 90 interface, and in `mkl_vml_functions.h` for C interface.

The function computes an integer value rounded towards plus infinity for each vector element.

Special Values for Real Function v?Ceil(x)

Argument	Result	Exception
+0	+0	
-0	-0	
$+\infty$	$+\infty$	
$-\infty$	$-\infty$	
SNAN	QNAN	INVALID
QNAN	QNAN	

v?Trunc

Computes an integer value rounded towards zero for each vector element.

Syntax

Fortran:

```
call vstrunc( n, a, y )
call vdtrunc( n, a, y )
```

C:

```
vsTrunc( n, a, y );
vdTrunc( n, a, y );
```

Input Parameters

Name	Type	Description
<i>n</i>	FORTRAN 77: INTEGER Fortran 90: INTEGER, INTENT (IN)	Specifies the number of elements to be calculated.

Name	Type	Description
	C: const int	
<i>a</i>	FORTRAN 77: REAL for vstrunc DOUBLE PRECISION for vdtrunc Fortran 90: REAL, INTENT (IN) for vstrunc DOUBLE PRECISION, INTENT (IN) for vdtrunc C: const float* for vsTrunc const double* for vdTrunc	FORTRAN: Array, specifies the input vector <i>a</i> . C: Pointer to an array that contains the input vector <i>a</i> .

Output Parameters

Name	Type	Description
<i>y</i>	FORTRAN 77: REAL for vstrunc DOUBLE PRECISION for vdtrunc Fortran 90: REAL, INTENT (OUT) for vstrunc DOUBLE PRECISION, INTENT (OUT) for vdtrunc C: float* for vsTrunc double* for vdTrunc	FORTRAN: Array, specifies the output vector <i>y</i> . C: Pointer to an array that contains the output vector <i>y</i> .

Description

This function is declared in `mk1_vml.f77` for FORTRAN 77 interface, in `mk1_vml.fi` for Fortran 90 interface, and in `mk1_vml_functions.h` for C interface.

The function computes an integer value rounded towards zero for each vector element.

Special Values for Real Function v?Trunc(x)

Argument	Result	Exception
+0	+0	

Argument	Result	Exception
-0	-0	
$+\infty$	$+\infty$	
$-\infty$	$-\infty$	
SNAN	QNAN	INVALID
QNAN	QNAN	

v?Round

Computes an integer value rounded to nearest for each vector element.

Syntax

Fortran:

```
call vsround( n, a, y )
call vdround( n, a, y )
```

C:

```
vsRound( n, a, y );
vdRound( n, a, y );
```

Input Parameters

Name	Type	Description
<i>n</i>	FORTRAN 77: INTEGER Fortran 90: INTEGER, INTENT (IN) C: const int	Specifies the number of elements to be calculated.
<i>a</i>	FORTRAN 77: REAL for vsround DOUBLE PRECISION for vdround Fortran 90: REAL, INTENT (IN) for vsround	FORTRAN: Array, specifies the input vector <i>a</i> . C: Pointer to an array that contains the input vector <i>a</i> .

Name	Type	Description
	DOUBLE PRECISION, INTENT(IN) for vdround	
	C: const float* for vsRound const double* for vdRound	

Output Parameters

Name	Type	Description
y	FORTRAN 77: REAL for vsround DOUBLE PRECISION for vdround Fortran 90: REAL, INTENT(OUT) for vsround DOUBLE PRECISION, INTENT(OUT) for vdround C: float* for vsRound double* for vdRound	FORTRAN: Array, specifies the output vector <i>y</i> . C: Pointer to an array that contains the output vector <i>y</i> .

Description

This function is declared in `mkl_vml.f77` for FORTRAN 77 interface, in `mkl_vml.fi` for Fortran 90 interface, and in `mkl_vml_functions.h` for C interface.

The function computes an integer value rounded to nearest for each vector element.

Halfway values, that is, 0.5, -1.5, and the like, are rounded off away from zero. That is, 0.5 -> 1, -1.5 -> -2, etc.

Special Values for Real Function `v?Round(x)`

Argument	Result	Exception
+0	+0	
-0	-0	
+∞	+∞	
-∞	-∞	
SNAN	QNAN	INVALID

Argument	Result	Exception
QNaN	QNaN	

v?NearbyInt

Computes a rounded integer value in a current rounding mode for each vector element.

Syntax

Fortran:

```
call vsnearbyint( n, a, y )
call vdnearbyint( n, a, y )
```

C:

```
vsNearbyInt( n, a, y );
vdNearbyInt( n, a, y );
```

Input Parameters

Name	Type	Description
<i>n</i>	FORTRAN 77: INTEGER Fortran 90: INTEGER, INTENT (IN) C: const int	Specifies the number of elements to be calculated.
<i>a</i>	FORTRAN 77: REAL for vsnearbyint DOUBLE PRECISION for vdnearbyint Fortran 90: REAL, INTENT (IN) for vsnearbyint DOUBLE PRECISION, INTENT (IN) for vdnearbyint	FORTRAN: Array, specifies the input vector <i>a</i> . C: Pointer to an array that contains the input vector <i>a</i> .

Name	Type	Description
	C: <code>const float*</code> for <code>vsNearbyInt</code>	
	<code>const double*</code> for <code>vdNearbyInt</code>	

Output Parameters

Name	Type	Description
<i>y</i>	FORTRAN 77: <code>REAL</code> for <code>vsnearbyint</code>	FORTRAN: Array, specifies the output vector <i>y</i> .
	<code>DOUBLE PRECISION</code> for <code>vdnearbyint</code>	C: Pointer to an array that contains the output vector <i>y</i> .
	Fortran 90: <code>REAL, INTENT(OUT)</code> for <code>vsnearbyint</code>	
	<code>DOUBLE PRECISION, INTENT(OUT)</code> for <code>vdnearbyint</code>	
	C: <code>float*</code> for <code>vsNearbyInt</code>	
	<code>double*</code> for <code>vdNearbyInt</code>	

Description

This function is declared in `mkl_vml.f77` for FORTRAN 77 interface, in `mkl_vml.fi` for Fortran 90 interface, and in `mkl_vml_functions.h` for C interface.

The function computes a rounded integer value in a current rounding mode for each vector element.

Halfway values, that is, 0.5, -1.5, and the like, are rounded off towards even values.

Special Values for Real Function `v?NearbyInt(x)`

Argument	Result	Exception
+0	+0	
-0	-0	
$+\infty$	$+\infty$	
$-\infty$	$-\infty$	

Argument	Result	Exception
SNAN	QNAN	INVALID
QNAN	QNAN	

v?Rint

Computes a rounded integer value in a current rounding mode for each vector element with inexact result exception raised for each changed value.

Syntax

Fortran:

```
call vsrint( n, a, y )
call vdrint( n, a, y )
```

C:

```
vsRint( n, a, y );
vdRint( n, a, y );
```

Input Parameters

Name	Type	Description
<i>n</i>	FORTRAN 77: INTEGER Fortran 90: INTEGER, INTENT (IN) C: const int	Specifies the number of elements to be calculated.
<i>a</i>	FORTRAN 77: REAL for vsrint DOUBLE PRECISION for vdrint Fortran 90: REAL, INTENT (IN) for vsrint DOUBLE PRECISION, INTENT (IN) for vdrint	FORTRAN: Array, specifies the input vector <i>a</i> . C: Pointer to an array that contains the input vector <i>a</i> .

Name	Type	Description
	C: <code>const float*</code> for <code>vsRint</code>	
	<code>const double*</code> for <code>vdRint</code>	

Output Parameters

Name	Type	Description
<i>y</i>	FORTRAN 77: <code>REAL</code> for <code>vsrint</code> <code>DOUBLE PRECISION</code> for <code>vdrint</code> Fortran 90: <code>REAL, INTENT(OUT)</code> for <code>vsrint</code> <code>DOUBLE PRECISION, INTENT(OUT)</code> for <code>vdrint</code> C: <code>float*</code> for <code>vsRint</code> <code>double*</code> for <code>vdRint</code>	FORTRAN: Array, specifies the output vector <i>y</i> . C: Pointer to an array that contains the output vector <i>y</i> .

Description

This function is declared in `mkl_vml.f77` for FORTRAN 77 interface, in `mkl_vml.fi` for Fortran 90 interface, and in `mkl_vml_functions.h` for C interface.

The function computes a rounded integer value in a current rounding mode for each vector element with inexact result exception raised for each changed value.

Halfway values, that is, 0.5, -1.5, and the like, are rounded off towards even values. For each changed value, inexact result exception is raised.

Special Values for Real Function `v?Round(x)`

Argument	Result	Exception
+0	+0	
-0	-0	
+ ∞	+ ∞	
- ∞	- ∞	
SNAN	QNaN	INVALID
QNaN	QNaN	

v?Modf

Computes a truncated integer value and remaining fraction part for each vector element.

Syntax

Fortran:

```
call vsmodf( n, a, y, z )
call vdmodf( n, a, y, z )
```

C:

```
vsModf( n, a, y, z );
vdModf( n, a, y, z );
```

Input Parameters

Name	Type	Description
<i>n</i>	FORTRAN 77: INTEGER Fortran 90: INTEGER, INTENT (IN) C: const int	Specifies the number of elements to be calculated.
<i>a</i>	FORTRAN 77: REAL for vsmodf DOUBLE PRECISION for vdmodf Fortran 90: REAL, INTENT (IN) for vsmodf DOUBLE PRECISION, INTENT (IN) for vdmodf C: const float* for vsModf const double* for vdModf	FORTRAN: Array, specifies the input vector <i>a</i> . C: Pointer to an array that contains the input vector <i>a</i> .

Output Parameters

Name	Type	Description
<i>y</i> , <i>z</i>	FORTTRAN 77: REAL for vsmodf	FORTTRAN: Array, specifies the output vector <i>y</i> and <i>z</i> .
	DOUBLE PRECISION for vdmodf	
	Fortran 90: REAL, INTENT (OUT) for vsmodf	C: Pointer to an array that contains the output vector <i>y</i> and <i>z</i> .
	DOUBLE PRECISION, INTENT (OUT) for vdmodf	
	C: float* for vsModf	
	double* for vdModf	

Description

This function is declared in `mkl_vml.f77` for FORTRAN 77 interface, in `mkl_vml.fi` for Fortran 90 interface, and in `mkl_vml_functions.h` for C interface.

The function computes a truncated integer value and remaining fraction part for each vector element.

Halfway values, that is, 0.5, -1.5, and the like, are rounded off towards even values. For each changed value, `inexact result` exception is raised.

Special Values for Real Function `v?Modf(x)`

Argument	Result 1	Result 2	Exception
+0	+0	+0	
-0	-0	-0	
+∞	+∞	+0	
-∞	-∞	-0	
SNAN	QNAN	QNAN	INVALID
QNAN	QNAN	QNAN	

VML Pack/Unpack Functions

This section describes VML functions which convert vectors with unit increment to and from vectors with positive increment indexing, vector indexing and mask indexing (see [Appendix B](#) for details on vector indexing methods).

[Table 9-12](#) lists available VML Pack/Unpack functions, together with data types and indexing methods associated with them.

Table 9-12 VML Pack/Unpack Functions

Function Short Name	Data Types	Indexing Methods	Description
v?Pack	s, d	I, V, M	Gathers elements of arrays, indexed by different methods.
v?Unpack	s, d	I, V, M	Scatters vector elements to arrays with different indexing.

v?Pack

Copies elements of an array with specified indexing to a vector with unit increment.

Syntax

Fortran:

```
call vspacki( n, a, inca, y )
call vspackv( n, a, ia, y )
call vspackm( n, a, ma, y )
call vdpacki( n, a, inca, y )
call vdpackv( n, a, ia, y )
call vdpackm( n, a, ma, y )
```

C:

```
vsPackI( n, a, inca, y );
vsPackV( n, a, ia, y );
vsPackM( n, a, ma, y );
vdPackI( n, a, inca, y );
```



```
vdPackV( n, a, ia, y );
vdPackM( n, a, ma, y );
```

Input Parameters

Name	Type	Description
<i>n</i>	FORTRAN 77: INTEGER Fortran 90: INTEGER, INTENT(IN) C: const int	Specifies the number of elements to be calculated.
<i>a</i>	FORTRAN 77: REAL for vspacki, vspackv, vspackm DOUBLE PRECISION for vdpacki, vdpackv, vdpackm Fortran 90: REAL, INTENT(IN) for vspacki, vspackv, vspackm DOUBLE PRECISION, INTENT(IN) for vdpacki, vdpackv, vdpackm C: const float* for vsPackI, vsPackV, vsPackM const double* for vdPackI, vdPackV, vdPackM	FORTRAN: Array, DIMENSION at least (1 + (n-1)*inca) for vspacki/vdpacki, Array, DIMENSION at least max(n, max(ia[j])), j=0, ..., n-1 for vspackv/vdpackv , Array, DIMENSION at least n for vspackm/vdpackm. Specifies the input vector <i>a</i> . C: Specifies pointer to an array that contains the input vector <i>a</i> . Size of the array must be: at least (1 + (n-1)*inca) for vsPackI/vdPackI, at least max(n, max(ia[j])), j=0, ..., n-1 for vsPackV/vdPackV , at least n for vsPackM/vdPackM.
<i>inca</i>	FORTRAN 77: INTEGER for vspacki, vdpacki Fortran 90: INTEGER, INTENT(IN) for vspacki, vdpacki	Specifies the increment for the elements of <i>a</i> .

Name	Type	Description
	C: <code>const int</code> for <code>vsPackI</code> , <code>vdPackI</code>	
<i>ia</i>	FORTRAN 77: INTEGER for <code>vs-packv</code> , <code>vdpackv</code> Fortran 90: INTEGER, INTENT (IN) for <code>vspackv</code> , <code>vd-packv</code> C: <code>const int*</code> for <code>vsPackV</code> , <code>vdPackV</code>	FORTRAN: Array, DIMENSION at least <i>n</i> . Specifies the index vector for the elements of <i>a</i> . C: Specifies the pointer to an array of size at least <i>n</i> that contains the index vector for the elements of <i>a</i> .
<i>ma</i>	FORTRAN 77: INTEGER for <code>vs-packm</code> , <code>vdpackm</code> Fortran 90: INTEGER, INTENT (IN) for <code>vspackm</code> , <code>vd-packm</code> C: <code>const int*</code> for <code>vsPackM</code> , <code>vdPackM</code>	FORTRAN: Array, DIMENSION at least <i>n</i> , Specifies the mask vector for the elements of <i>a</i> . C: Specifies the pointer to an array of size at least <i>n</i> that contains the mask vector for the elements of <i>a</i> .

Output Parameters

Name	Type	Description
<i>y</i>	FORTRAN 77: REAL for <code>vspacki</code> , <code>vspackv</code> , <code>vspackm</code> DOUBLE PRECISION for <code>vdpacki</code> , <code>vdpackv</code> , <code>vdpackm</code> Fortran 90: REAL, INTENT (OUT) for <code>vspacki</code> , <code>vspackv</code> , <code>vspackm</code> DOUBLE PRECISION, INTENT (OUT) for <code>vdpacki</code> , <code>vd-packv</code> , <code>vdpackm</code> C: <code>float*</code> for <code>vsPackI</code> , <code>vsPackV</code> , <code>vsPackM</code>	FORTRAN: Array, DIMENSION at least <i>n</i> . Specifies the output vector <i>y</i> . C: Pointer to an array of size at least <i>n</i> that contains the output vector <i>y</i> .

Name	Type	Description
	double* for vdPackI, vdPackV, vdPackM	

v?Unpack

Copies elements of a vector with unit increment to an array with specified indexing.

Syntax

Fortran:

```
call vsunpacki( n, a, y, incy )
call vsunpackv( n, a, y, iy )
call vsunpackm( n, a, y, my )
call vdunpacki( n, a, y, incy )
call vdunpackv( n, a, y, iy )
call vdunpackm( n, a, y, my )
```

C:

```
vsUnpackI( n, a, y, incy );
vsUnpackV( n, a, y, iy );
vsUnpackM( n, a, y, my );
vdUnpackI( n, a, y, incy );
vdUnpackV( n, a, y, iy );
vdUnpackM( n, a, y, my );
```

Input Parameters

Name	Type	Description
n	FORTRAN 77: INTEGER Fortran 90: INTEGER, INTENT (IN) C: const int	Specifies the number of elements to be calculated.
a	FORTRAN 77: REAL for vsunpacki, vsunpackv, vsunpackm DOUBLE PRECISION for vdunpacki, vdunpackv, vdunpackm. Fortran 90: REAL, INTENT (IN) for vsunpacki, vsunpackv, vsunpackm DOUBLE PRECISION, INTENT (IN) for vdunpacki, vdunpackv, vdunpackm. C: const float* for vsUnpackI, vsUnpackV, vsUnpackM const double* for vdUnpackI, vdUnpackV, vdUnpackM	FORTRAN: Array, DIMENSION at least n . Specifies the input vector a . C: Specifies the pointer to an array of size at least n that contains the input vector a .
$incy$	FORTRAN 77: INTEGER for vsunpacki, vdunpacki. Fortran 90: INTEGER, INTENT (IN) for vsunpacki, vdunpacki. C: const int for vsUnpackI, vdUnpackI.	Specifies the increment for the elements of y .
iy	FORTRAN 77: INTEGER for vsunpackv, vdunpackv	FORTRAN: Array, DIMENSION at least n . Specifies the index vector for the elements of y .

Name	Type	Description
	Fortran 90: INTEGER, INTENT (IN) for vsunpackv, vdunpackv C: const int* for vsUnpackV, vdUnpackV	C: Specifies the pointer to an array of size at least n that contains the index vector for the elements of a .
my	FORTTRAN 77: INTEGER for vsunpackm, vdunpackm Fortran 90: INTEGER, INTENT (IN) for vsunpackm, vdunpackm C: const int* for vsUnpackM, vdUnpackM	FORTTRAN: Array, DIMENSION at least n , Specifies the mask vector for the elements of y . C: Specifies the pointer to an array of size at least n that contains the mask vector for the elements of a .

Output Parameters

Name	Type	Description
y	FORTTRAN 77: REAL for vsunpack- ki, vsunpackv, vsunpackm DOUBLE PRECISION for vdunpack- ki, vdunpackv, vdunpackm Fortran 90: REAL, INTENT (OUT) for vsunpacki, vsunpackv, vsunpackm DOUBLE PRECISION, INTENT (OUT) for vdunpacki, vdunpackv, vdunpackm C: float* for vsUnpackI, vsUn- packV, vsUnpackM double* for vdUnpackI, vdUn- packV, vdUnpackM	FORTTRAN: Array, DIMENSION at least $(1 + (n-1)*incy)$ for vsunpack- ki, at least $\max(n, \max(iy[j]))$, $j=0, \dots,$ $n-1$, for vsunpackv, at least n for vsunpackm/vdunpackm C: Specifies the pointer to an array that contains the output vector y . Size of the array must be: at least $(1 + (n-1)*incy)$ for vsUn- PackI, at least $\max(n, \max(ia[j]))$, $j=0, \dots, n-1$, for vsUnPackV, at least n for vsUnPackM.

VML Service Functions

VML Service functions allow the user to set /get the accuracy mode, and set/get the error code. All these functions are available both in Fortran- and C- interfaces. [Table 9-13](#) lists available VML Service functions and their short description.

Table 9-13 VML Service Functions

Function Short Name	Description
SetMode	Sets the VML mode
GetMode	Gets the VML mode
SetErrStatus	Sets the VML error status
GetErrStatus	Gets the VML error status
ClearErrStatus	Clears the VML error status
SetErrorCallback	Sets the additional error handler callback function
GetErrorCallback	Gets the additional error handler callback function
ClearErrorCallback	Deletes the additional error handler callback function

SetMode

Sets a new mode for VML functions according to mode parameter and stores the previous VML mode to oldmode.

Syntax

Fortran:

```
oldmode = vmlsetmode( mode )
```

C:

```
oldmode = vmlSetMode( mode );
```

Input Parameters

Name	Type	Description
<i>mode</i>	FORTRAN 77: INTEGER Fortran 90: INTEGER, INTENT (IN)	Specifies the VML mode to be set.

Name	Type	Description
	C: <code>const unsigned int</code>	

Output Parameters

Name	Type	Description
<i>oldmode</i>	FORTRAN: <code>INTEGER</code> C: <code>int</code>	Specifies the former VML mode.

Description

This function is declared in `mkl_vml.f77` for FORTRAN 77 interface, in `mkl_vml.fi` for Fortran 90 interface, and in `mkl_vml_functions.h` for C interface.

The *mode* parameter is designed to control accuracy, FPU, error handling and threading options. [Table 9-14](#) lists values of the *mode* parameter. All other possible values of the *mode* parameter may be obtained from these values by using bitwise OR (`|`) operation to combine one value for accuracy, one for FPU, and one for error control options. The default value of the *mode* parameter is `VML_HA | VML_ERRMODE_DEFAULT | VML_NUM_THREADES_OMP_AUTO`. Thus, the current FPU control word (FPU precision and the rounding method) is used by default.

If any VML mathematical function requires different FPU precision, or rounding method, it changes these options automatically and then restores the former values. The *mode* parameter enables you to minimize switching the internal FPU mode inside each VML mathematical function that works with similar precision and accuracy settings. To accomplish this, set the *mode* parameter to `VML_FLOAT_CONSISTENT` for single precision real and complex functions, or to `VML_DOUBLE_CONSISTENT` for double precision real and complex functions. These values of the *mode* parameter are the optimal choice for the respective function groups, as they are required for most of the VML mathematical functions. After the execution is over, set the *mode* to `VML_RESTORE` if you need to restore the previous FPU mode.

Table 9-14 Values of the *mode* Parameter

Value of <i>mode</i>	Description
Accuracy Control	
<code>VML_HA</code>	High accuracy versions of VML functions will be used.
<code>VML_LA</code>	Low accuracy versions of VML functions will be used.
<code>VML_EP</code>	Enhanced Performance accuracy versions of VML functions will be used.

Value of <i>mode</i>	Description
Additional FPU Mode Control	
VML_FLOAT_CONSISTENT	The optimal FPU mode (control word) for single precision functions is set, and the previous FPU mode is saved.
VML_DOUBLE_CONSISTENT	The optimal FPU mode (control word) for double precision functions is set, and the previous FPU mode is saved.
VML_RESTORE	The previously saved FPU mode is restored.
Error Mode Control	
VML_ERRMODE_IGNORE	No action is set for computation errors.
VML_ERRMODE_ERRNO	On error, the <i>errno</i> variable is set.
VML_ERRMODE_STDERR	On error, the error text information is written to <i>stderr</i> .
VML_ERRMODE_EXCEPT	On error, an exception is raised.
VML_ERRMODE_CALLBACK	On error, an additional error handler function is called.
VML_ERRMODE_DEFAULT	On error, the <i>errno</i> variable is set, an exception is raised, and an additional error handler function is called.
Threading Mode Control	
VML_NUM_THREADS_OMP_AUTO	This is default behavior. Maximum number of threads is determined by environmental variable OMP_NUM_THREADS and can be overridden by OpenMP* function <code>omp_set_num_threads()</code> . For performance reasons VML threading logic can use fewer number of threads.
VML_NUM_THREADS_OMP_FIXED	Number of threads is determined by environmental variable OMP_NUM_THREADS and can be overridden by OpenMP* function <code>omp_set_num_threads()</code> . Use this mode to disable VML threading logic.

Examples

Several examples of calling the function `vmlSetMode()` with different values of the *mode* parameter are given below:

Fortran:

```
oldmode = vmlsetmode( VML_LA )

call vmlsetmode( IOR(VML_LA, IOR(VML_FLOAT_CONSISTENT,
VML_ERRMODE_IGNORE )))

call vmlsetmode( VML_RESTORE)

call vmlsetmode( VML_NUM_THREADS_OMP_FIXED)
```


C:

```
    vmlSetMode( VML_LA );  
  
    vmlSetMode( VML_LA | VML_FLOAT_CONSISTENT | VML_ERRMODE_IGNORE  
    );  
  
    vmlSetMode( VML_RESTORE);  
  
    vmlSetMode( VML_NUM_THREADS_OMP_FIXED);
```

GetMode

Gets the VML mode.

Syntax

Fortran:

```
mod = vmlgetmode()
```

C:

```
mod = vmlGetMode( void );
```

Output Parameters

Name	Type	Description
<i>mod</i>	FORTTRAN: INTEGER C: int	Specifies the packed <i>mode</i> parameter.

Description

This function is declared in `mkl_vml.f77` for FORTRAN 77 interface, in `mkl_vml.fi` for Fortran 90 interface, and in `mkl_vml_functions.h` for C interface.

The function `vmlGetMode()` returns the VML *mode* parameter that controls accuracy, FPU, and error handling options. The *mod* variable value is some combination of the values listed in the [Table 9-14](#). You can obtain some of these values using the respective mask from the [Table 9-15](#).

Table 9-15 Values of Mask for the *mode* Parameter

Value of mask	Description
VML_ACCURACY_MASK	Specifies mask for accuracy <i>mode</i> selection.
VML_FPUMODE_MASK	Specifies mask for FPU <i>mode</i> selection.
VML_ERRMODE_MASK	Specifies mask for error <i>mode</i> selection.

See example below:

Examples

Fortran:

```
mod = vmlgetmode()
accm = IAND(mod, VML_ACCURACY_MASK)
fpum = IAND(mod, VML_FPUMODE_MASK)
errm = IAND(mod, VML_ERRMODE_MASK)
```

C:

```
accm = vmlGetMode(void ) & VML_ACCURACY_MASK;
fpum = vmlGetMode(void ) & VML_FPUMODE_MASK;
errm = vmlGetMode(void ) & VML_ERRMODE_MASK;
```

SetErrStatus

Sets the new VML error status according to `err` and stores the previous VML error status to `olderr`.

Syntax

Fortran:

```
olderr = vmlseterrstatus( err )
```

C:

```
olderr = vmlSetErrStatus( err );
```

Input Parameters

Name	Type	Description
<i>err</i>	FORTRAN 77: INTEGER Fortran 90: INTEGER, INTENT (IN) C: const int	Specifies the VML error status to be set.

Output Parameters

Name	Type	Description
<i>olderr</i>	FORTRAN: INTEGER C: int	Specifies the former VML error status.

Description

This function is declared in `mkl_vml.f77` for FORTRAN 77 interface, in `mkl_vml.fi` for Fortran 90 interface, and in `mkl_vml_functions.h` for C interface.

Table 9-16 lists possible values of the *err* parameter.

Table 9-16 Values of the VML Error Status

Error Status	Description
VML_STATUS_OK	The execution was completed successfully.
VML_STATUS_BADSIZE	The array dimension is not positive.
VML_STATUS_BADMEM	NULL pointer is passed.
VML_STATUS_ERRDOM	At least one of array values is out of a range of definition.
VML_STATUS_SING	At least one of array values caused a singularity.
VML_STATUS_OVERFLOW	An overflow has happened during the calculation process.
VML_STATUS_UNDERFLOW	An underflow has happened during the calculation process.

Examples

```
vmlSetErrStatus( VML_STATUS_OK );
vmlSetErrStatus( VML_STATUS_ERRDOM );
vmlSetErrStatus( VML_STATUS_UNDERFLOW );
```

GetErrStatus

Gets the VML error status.

Syntax

Fortran:

```
err = vmlgeterrstatus( )
```

C:

```
err = vmlGetErrStatus( void );
```

Output Parameters

Name	Type	Description
<i>err</i>	FORTTRAN: INTEGER C: int	Specifies the VML error status.

ClearErrStatus

Sets the VML error status to VML_STATUS_OK and stores the previous VML error status to olderr.

Syntax

Fortran:

```
olderr = vmlclearerrstatus( )
```

C:

```
olderr = vmlClearErrStatus( void );
```

Output Parameters

Name	Type	Description
<i>olderr</i>	FORTRAN: INTEGER C: int	Specifies the former VML error status.

SetErrorCallback

Sets the additional error handler callback function and gets the old callback function.

Syntax

Fortran:

```
oldcallback = vmlseterrorcallback( callback )
```

C:

```
oldcallback = vmlSetErrorCallBack( callback );
```

Input Parameters

Name	Description
FORTRAN: Address of the callback function. <i>callback</i>	<p>The callback function has the following format:</p> <pre> INTEGER FUNCTION ERRFUNC(par) TYPE (ERROR_STRUCTURE) par ! ... ! user error processing ! ... ERRFUNC = 0 ! if ERRFUNC= 0 - standard VML error handler ! is called after the callback ! if ERRFUNC != 0 - standard VML error handler ! is not called END </pre> <p>The passed error structure is defined as follows:</p> <pre> TYPE ERROR_STRUCTURE SEQUENCE INTEGER*4 ICODE INTEGER*4 IINDEX REAL*8 DBA1 REAL*8 DBA2 REAL*8 DBR1 REAL*8 DBR2 CHARACTER(64) CFUNCNAME INTEGER*4 IFUNCNAMELEN END TYPE ERROR_STRUCTURE </pre>

Name	Description
C: <i>callback</i> Pointer to the callback function.	<p>The callback function has the following format:</p> <pre>static int __stdcall MyHandler(DefVmlErrorContext* pContext) { /* Handler body */ };</pre> <p>The passed error structure is defined as follows:</p> <pre>typedef struct _DefVmlErrorContext { int iCode; /* Error status value */ int iIndex; /* Index for bad array element, or bad array dimension, or bad array pointer */ double dbA1; /* Error argument 1 */ double dbA2; /* Error argument 2 */ double dbR1; /* Error result 1 */ double dbR2; /* Error result 2 */ char cFuncName[64]; /* Function name */ int iFuncNameLen; /* Length of functionname*/ } DefVmlErrorContext;</pre>

Output Parameters

Name	Type	Description
<i>oldcallback</i>	Fortran 90: INTEGER C: int	FORTTRAN: Address of the former callback function. C: Pointer to the former callback function.



NOTE. FORTRAN 77 support is unavailable for this function.

Description

This function is declared in `mkl_vml.fi` for Fortran 90 interface and in `mkl_vml_functions.h` for C interface.

The callback function is called on each VML mathematical function error if `VML_ERRMODE_CALLBACK` error mode is set (see [Table 9-14](#)).

Use the `vmlSetErrorCallBack()` function if you need to define your own callback function instead of default empty callback function.

The input structure for a callback function contains the following information about the error encountered:

- the input value that caused an error
- location (array index) of this value
- the computed result value
- error code
- name of the function in which the error occurred.

You can insert your own error processing into the callback function. This may include correcting the passed result values in order to pass them back and resume computation. The standard error handler is called after the callback function only if it returns 0.

GetErrorCallBack

Gets the additional error handler callback function.

Syntax

Fortran:

```
callback = vmlgeterrorcallback( )
```

C:

```
callback = vmlGetErrorCallBack( void );
```

Output Parameters

Name	Description
<i>callback</i>	Fortran 90: Address of the callback function C: Pointer to the callback function



NOTE. FORTRAN 77 support is unavailable for this function.

ClearErrorCallBack

Deletes the additional error handler callback function and retrieves the former callback function.

Syntax

Fortran:

```
oldcallback = vmlclearerrorcallback( )
```

C:

```
oldcallback = vmlClearErrorCallBack( void );
```

Output Parameters

Name	Type	Description
<i>oldcallback</i>	Fortran 90: INTEGER C: int	FORTTRAN: Address of the former callback function C: Pointer to the former callback function



NOTE. FORTRAN 77 support is unavailable for this function.

Statistical Functions

Statistical functions in Intel® MKL are known as Vector Statistical Library (VSL) that is designed for the purpose of

- generating vectors of pseudorandom and quasi-random numbers
- performing mathematical operations of convolution and correlation.

The corresponding functionality is described in the respective [Random Number Generators](#) and [Convolution and Correlation](#) sections.

Random Number Generators

VSL provides a set of routines implementing commonly used pseudo- or quasi-random number generators with continuous and discrete distribution. To improve performance, all these routines were developed using the calls to the highly optimized *Basic Random Number Generators* (BRNGs) and the library of vector mathematical functions (VML, see [Chapter 9, “Vector Mathematical Functions”](#)).

VSL provides interfaces both for FORTRAN and C languages. For users of the C and C++ languages the `mkl_vsl.h` header file is provided. For users of the Fortran 90 or Fortran 95 language the `mkl_vsl.fi` header file is provided. For users of the FORTRAN 77 language the `mkl_vsl.f77` header file is provided. All header files are found in the following directory:

```
${MKL}/include
```

The `mkl_vsl.fi` header is intended for using via the Fortran `include` clause and is compatible with both standard forms of F90/F95 sources — the free and 72-columns fixed forms. If you need to use the VSL interface with 80- or 132-columns fixed form sources, you may add a new file to your project. That file is formatted as a 72-columns fixed-form source and consists of a single `include` clause as follows:

```
include 'mkl_vsl.fi'
```

This `include` clause causes the compiler to generate the module files `mkl_vsl.mod` and `mkl_vsl_type.mod`, which are used to process the Fortran use clauses referencing to the VSL interface:

```
use mkl_vsl_type
use mkl_vsl
```

Because of this specific feature, you do not need to include the `mkl_vsl.fi` header into each source of your project. You only need to include the header into some of the sources. In any case, make sure that the sources that depend on the VSL interface are compiled after those that include the header so that the module files `mkl_vsl.mod` and `mkl_vsl_type.mod` are generated prior to using them.

The `mkl_vsl.f77` header is intended for using via the Fortran `include` clause as follows:

```
include 'mkl_vsl.f77'
```



NOTE. For Fortran 90 interface, VSL provides both subroutine-style interface and function-style interface. Default interface in this case is a function-style interface. Function-style interface, unlike subroutine-style interface, allows the user to get error status of each routine. Subroutine-style interface is provided for backward compatibility only. To use subroutine-style interface, manually include `mkl_vsl_subroutine.fi` file instead of `mkl_vsl.fi` by changing the line `include 'mkl_vsl.fi'` in `include\mkl.fi` with the line `include 'mkl_vsl_subroutine.fi'`.

For FORTRAN 77 interface, VSL provides only function-style interface.

All VSL routines can be classified into three major categories:

- Transformation routines for different types of statistical distributions, for example, uniform, normal (Gaussian), binomial, etc. These routines indirectly call basic random number generators, which are either pseudorandom number generators or quasi-random number generators. Detailed description of the generators can be found in [Distribution Generators](#) section.
- Service routines to handle random number streams: create, initialize, delete, copy, save to a binary file, load from a binary file, get the index of a basic generator. The description of these routines can be found in [Service Routines](#) section.
- Registration routines for basic pseudorandom generators and routines that obtain properties of the registered generators (see [Advanced Service Routines](#) section).

The last two categories are referred to as service routines.

Conventions

This document makes no specific differentiation between random, pseudorandom, and quasi-random numbers, nor between random, pseudorandom, and quasi-random number generators unless the context requires otherwise. For details, refer to 'Random Numbers' section in [VSL Notes](#) document provided with Intel® MKL.

All generators of nonuniform distributions, both discrete and continuous, are built on the basis of the uniform distribution generators, called Basic Random Number Generators (BRNGs). The pseudorandom numbers with nonuniform distribution are obtained through an appropriate transformation of the uniformly distributed pseudorandom numbers. Such transformations are referred to as *generation methods*. For a given distribution, several generation methods can be used. See [VSL Notes](#) for the description of methods available for each generator.

The *stream descriptor* specifies which BRNG should be used in a given transformation method. See 'Random Streams and RNGs in Parallel Computation' section of [VSL Notes](#).

The term *computational node* means a logical or physical unit that can process data in parallel.

Mathematical Notation

The following notation is used throughout the text:

N	The set of natural numbers $N = \{1, 2, 3 \dots\}$.
Z	The set of integers $Z = \{\dots -3, -2, -1, 0, 1, 2, 3 \dots\}$.
R	The set of real numbers.
$\lfloor a \rfloor$	The floor of a (the largest integer less than or equal to a).
\oplus or xor	Bitwise exclusive OR.
C_{α}^{κ} or $\binom{\alpha}{\kappa}$	Binomial coefficient or combination ($\alpha \in R, \alpha \geq 0; \kappa \in N \cup \{0\}$).
	$C_{\alpha}^{\kappa} = 1$
	For $\alpha \geq \kappa$ binomial coefficient is defined as
	$C_{\alpha}^{\kappa} = \frac{\alpha(\alpha - 1) \dots (\alpha - \kappa + 1)}{\kappa!}$
	If $\alpha < \kappa$, then
	$C_{\alpha}^{\kappa} = 0$
$\Phi(x)$	Cumulative Gaussian distribution function

$$\Phi(x) = \int_{-\infty}^x \frac{1}{\sqrt{2\pi}} \exp\left(-\frac{y^2}{2}\right) dy$$

defined over $-\infty < x < +\infty$.

$\Phi(-\infty) = 0$, $\Phi(+\infty) = 1$.

$\Gamma(\alpha)$

The complete gamma function

$$\Gamma(\alpha) = \int_0^{\infty} t^{\alpha-1} e^{-t} dt$$

where $\alpha > 0$.

$B(p, q)$

The complete beta function

$$B(p, q) = \int_0^1 t^{p-1} (1-t)^{q-1} dt$$

where $p > 0$ and $q > 0$.

$LCG(a, c, m)$

Linear Congruential Generator $x_{n+1} = (ax_n + c) \bmod m$, where a is called the *multiplier*, c is called the *increment*, and m is called the *modulus* of the generator.

$MCG(a, m)$

Multiplicative Congruential Generator $x_{n+1} = (ax_n) \bmod m$ is a special case of Linear Congruential Generator, where the increment c is taken to be 0.

$GFSR(p, q)$

Generalized Feedback Shift Register Generator

$$x_n = x_{n-p} \oplus x_{n-q}.$$

Naming Conventions

The names of all VSL functions in FORTRAN are lowercase; names in C may contain both lowercase and uppercase letters.

The names of generator routines have the following structure:

`v<type of result>rng<distribution>` for FORTRAN-interface

`v<type of result>Rng<distribution>` for C-interface,

where `v` is the prefix of a VSL vector function, and the field `<type of result>` is either `s`, `d`, or `i` and specifies one of the following types:

<code>s</code>	REAL for FORTRAN-interface float for C-interface
<code>d</code>	DOUBLE PRECISION for FORTRAN-interface double for C-interface
<code>i</code>	INTEGER for FORTRAN-interface int for C-interface

Prefixes `s` and `d` apply to continuous distributions only, prefix `i` applies only to discrete case. The prefix `rng` indicates that the routine is a random generator, and the `<distribution>` field specifies the type of statistical distribution.

Names of service routines follow the template below:

`vsl<name>`,

where `vsl` is the prefix of a VSL service function. The field `<name>` contains a short function name. For a more detailed description of service routines refer to [Service Routines](#) and [Advanced Service Routines](#) sections.

Prototype of each generator routine corresponding to a given probability distribution fits the following structure:

```
status = <function name>( method, stream, n, r, [<distribution parameters>] ),
```

where

- `method` defines the method of generation. A detailed description of this parameter can be found in [Table 10-1](#). See the next page, where the structure of the `method` parameter name is explained.
- `stream` defines the descriptor of the random stream and must have a non-zero value. Random streams, descriptors, and their usage are discussed further in [Random Streams](#) and [Service Routines](#).
- `n` defines the number of random values to be generated. If `n` is less than or equal to zero, no values are generated. Furthermore, if `n` is negative, an error condition is set.
- `r` defines the destination array for the generated numbers. The dimension of the array must be large enough to store at least `n` random numbers.
- `status` defines the error status of a VSL routine. See [Error Reporting](#) section for a detailed description of error status values.

Additional parameters included into `<distribution parameters>` field are individual for each generator routine and are described in detail in [Distribution Generators](#) section.

To invoke a distribution generator, use a call to the respective VSL routine. For example, to obtain a vector r , composed of n independent and identically distributed random numbers with normal (Gaussian) distribution, that have the mean value a and standard deviation σ , write the following:

for FORTRAN-interface

```
status = vsrnggaussian( method, stream, n, r, a, sigma )
```

for C-interface

```
status = vsRngGaussian( method,
stream, n, r, a, sigma )
```

The name of a `method` parameter has the following structure:

```
VSL_METHOD_<precision><distribution>_<method>,
```

```
VSL_METHOD_<precision><distribution>_<method>_ACCURATE,
```

where

<code><precision></code>	s	for single precision continuous distribution
	D	for double precision continuous distribution
	I	for discrete distribution
<code><distribution></code>	probability distribution	
<code><method></code>	method name.	

Type of name structure for `method` parameter corresponds to fast and accurate modes of random number generation (see ["Distribution Generators"](#) section and [VSL Notes](#) for details).

Method names `VSL_METHOD_<precision><distribution>_<method>` and `VSL_METHOD_<precision><distribution>_<method>_ACCURATE` should be used with `vsl<precision>Rng<distribution>` function only, where

<code><precision></code>	s	for single precision continuous distribution
	d	for double precision continuous distribution
	i	for discrete distribution
<code><distribution></code>	probability distribution.	

[Table 10-1](#) provides specific predefined values of the `method` name. The third column contains names of the functions that use the given method.

Table 10-1 Values of `<method>` in `method` parameter

Method	Short Description	Functions
STD	Standard method. Currently there is only one method for these functions.	Uniform (<code>continuous</code>), Uni- form (<code>dis- crete</code>), Uni- formBits
BOXMULLER	BOXMULLER generates normally distributed random number x thru the pair of uniformly distributed numbers u_1 and u_2 according to the formula: $x = \sqrt{-2 \ln u_1} \sin 2\pi u_2$	Gaussian, GaussianMV
BOXMULLER2	BOXMULLER2 generates normally distributed random numbers x_1 and x_2 thru the pair of uniformly distributed numbers u_1 and u_2 according to the formulas: $x_1 = \sqrt{-2 \ln u_1} \sin 2\pi u_2$ $x_2 = \sqrt{-2 \ln u_1} \cos 2\pi u_2$	Gaussian, GaussianMV, Lognormal
ICDF	Inverse cumulative distribution function method.	Exponen- tial, Laplace, Weibull, Cauchy, Rayleigh, Gumbel, Bernoulli, Geometric, Gaussian, GaussianMV

Method	Short Description	Functions
GNORM	For $\alpha > 1$, a gamma distributed random number is generated as a cube of properly scaled normal random number; for $0.6 \leq \alpha < 1$, a gamma distributed random number is generated using rejection from Weibull distribution; for $\alpha < 0.6$, a gamma distributed random number is obtained using transformation of exponential power distribution; for $\alpha = 1$, gamma distribution is reduced to exponential distribution.	Gamma
CJA	For $\min(p, q) > 1$, Cheng method is used; for $\min(p, q) < 1$, Jöhnk method is used, if $q + K \cdot p^2 + C \leq 0$ ($K = 0.852...$, $C = -0.956...$) otherwise, Atkinson switching algorithm is used; for $\max(p, q) < 1$, method of Jöhnk is used; for $\min(p, q) < 1$, $\max(p, q) > 1$, Atkinson switching algorithm is used (CJA stands for the first letters of Cheng, Jöhnk, Atkinson); for $p = 1$ or $q = 1$, inverse cumulative distribution function method is used; for $p = 1$ and $q = 1$, beta distribution is reduced to uniform distribution.	Beta
BTPE	Acceptance/rejection method for $n_{trial} \cdot \min(p, 1 - p) \geq 30$ with decomposition into 4 regions: <ul style="list-style-type: none"> – 2 parallelograms – triangle – left exponential tail – right exponential tail 	Binomial
H2PE	Acceptance/rejection method for large mode of distribution with decomposition into 3 regions: <ul style="list-style-type: none"> – rectangular – left exponential tail – right exponential tail 	Hypergeometric

Method	Short Description	Functions
PTPE	Acceptance/rejection method for $\lambda \geq 27$ with decomposition into 4 regions: <ul style="list-style-type: none">– 2 parallelograms– triangle– left exponential tail– right exponential tail; otherwise, table lookup method is used.	<a>Poisson
POISNORM	for $\lambda \geq 1$, method based on Poisson inverse CDF approximation by Gaussian inverse CDF; for $\lambda < 1$, table lookup method is used.	<a>Poisson , <a>PoissonV
NBAR	Acceptance/rejection method for , <div>$\frac{(a-1) \cdot (1-p)}{p} \geq 100$</div> with decomposition into 5 regions: <ul style="list-style-type: none">– rectangular– 2 trapezoid– left exponential tail– right exponential tail	<a>NegBinomial

Basic Generators

- VSL provides the following BRNGs, which differ in speed and other properties:
- the 32-bit multiplicative congruential pseudorandom number generator $MCG(1132489760, 2^{31}-1)$ [L’Ecuyer99]
 - the 32-bit generalized feedback shift register pseudorandom number generator $GFSR(250,103)$ [Kirkpatrick81]

- the combined multiple recursive pseudorandom number generator *MRG-32k3a* [[L'Ecuyer99a](#)]
- the 59-bit multiplicative congruential pseudorandom number generator *MCG(13¹³, 2⁵⁹)* from NAG Numerical Libraries [[NAG](#)]
- Wichmann-Hill pseudorandom number generator (a set of 273 basic generators) from NAG Numerical Libraries [[NAG](#)]
- Mersenne Twister pseudorandom number generator *MT19937* [[Matsumoto98](#)] with period length $2^{19937}-1$ of the produced sequence
- Set of 1024 Mersenne Twister pseudorandom number generators *MT2203* [[Matsumoto98](#)], [[Matsumoto00](#)]. Each of them generates a sequence of period length equal to $2^{2203}-1$. Parameters of the generators provide mutual independence of the corresponding sequences.

Besides these pseudorandom number generators, VSL provides two basic quasi-random number generators:

- Sobol quasi-random number generator [[Sobol76](#)], [[Bratley88](#)], which works in arbitrary dimension. For dimensions greater than 40 the user should supply initialization parameters (initial direction numbers and primitive polynomials or direction numbers) by using `vslNewStreamEx` function. See additional details on interface for registration of the parameters in the library in [VSL Notes](#).
- Niederreiter quasi-random number generator [[Bratley92](#)], which works in arbitrary dimension. For dimensions greater than 318 the user should supply initialization parameters (irreducible polynomials or direction numbers) by using `vslNewStreamEx` function. See additional details on interface for registration of the parameters in the library in [VSL Notes](#).

See some testing results for the generators in [VSL Notes](#) and comparative performance data at http://www.intel.com/software/products/mkl/data/vsl/vsl_performance_data.htm.

VSL provides means of registration of such user-designed generators through the steps described in [Advanced Service Routines](#) section.

For some basic generators, VSL provides two methods of creating independent random streams in multiprocessor computations, which are the leapfrog method and the block-splitting method. These sequence splitting methods are also useful in sequential Monte Carlo.

In addition, MT2203 pseudorandom number generator is a set of 1024 generators designed to create up to 1024 independent random sequences, which might be used in parallel Monte Carlo simulations. Another generator that has the same feature is Wichmann-Hill. It allows creating up to 273 independent random streams. The properties of the generators designed for parallel computations are discussed in detail in [[Coddington94](#)].

You may want to design and use your own basic generators. VSL provides means of registration of such user-designed generators through the steps described in [Advanced Service Routines](#) section.

There is also an option to utilize externally generated random numbers in VSL distribution generator routines. For this purpose VSL provides three additional basic random number generators:

- for external random data packed in 32-bit integer array
- for external random data stored in double precision floating-point array; data is supposed to be uniformly distributed over (a,b) interval
- for external random data stored in single precision floating-point array; data is supposed to be uniformly distributed over (a,b) interval.

Such basic generators are called the abstract basic random number generators.
See [VSL Notes](#) for a more detailed description of the generator properties.

BRNG Parameter Definition

Predefined values for the *brng* input parameter are as follows:

Table 10-2 Values of *brng* parameter

Value	Short Description
VSL_BRNG_MCG31	A 31-bit multiplicative congruential generator.
VSL_BRNG_R250	A generalized feedback shift register generator.
VSL_BRNG_MRG32K3A	A combined multiple recursive generator with two components of order 3.
VSL_BRNG_MCG59	A 59-bit multiplicative congruential generator.
VSL_BRNG_WH	A set of 273 Wichmann-Hill combined multiplicative congruential generators.
VSL_BRNG_MT19937	A Mersenne Twister pseudorandom number generator.
VSL_BRNG_MT2203	A set of 1024 Mersenne Twister pseudorandom number generators.
VSL_BRNG_SOBOL	A 32-bit Gray code-based generator producing low-discrepancy sequences for dimensions $1 \leq s \leq 40$; user-defined dimensions are also available.

Value	Short Description
VSL_BRNG_NIEDERR	A 32-bit Gray code-based generator producing low-discrepancy sequences for dimensions $1 \leq s \leq 318$; user-defined dimensions are also available.
VSL_BRNG_IABSTRACT	An abstract random number generator for integer arrays.
VSL_BRNG_DABSTRACT	An abstract random number generator for double precision floating-point arrays.
VSL_BRNG_SABSTRACT	An abstract random number generator for single precision floating-point arrays.

See [VSL Notes](#) for detailed description.

Random Streams

Random stream (or *stream*) is an abstract source of pseudo- and quasi-random sequences of uniform distribution. Users have no direct access to these sequences and operate with stream state descriptors only. A stream state descriptor, which holds state descriptive information for a particular BRNG, is a necessary parameter in each routine of a distribution generator. Only the distribution generator routines operate with random streams directly. See [VSL Notes](#) for details.



NOTE. Random streams associated with abstract basic random number generator are called the abstract random streams. See [VSL Notes](#) for detailed description of abstract streams and their use.

User can create unlimited number of random streams by VSL [Service Routines](#) like [NewStream](#) and utilize them in any distribution generator to get the sequence of numbers of given probability distribution. When they are no longer needed, the streams should be deleted calling service routine [DeleteStream](#).

VSL provides service functions [SaveStreamF](#) and [LoadStreamF](#) to save random stream descriptive data to a binary file and to read this data from a binary file respectively. See [VSL Notes](#) for detailed description.

Data Types

FORTRAN 77:
INTEGER*4 vslstreamstate(2)

Fortran 90:
TYPE
 VSL_STREAM_STATE
INTEGER*4 descriptor1
INTEGER*4 descriptor2
END
 TYPE VSL_STREAM_STATE

C:
typedef (void*) VSLStreamStatePtr;

See [Advanced Service Routines](#) for the format of the stream state structure for user-designed generators.

Error Reporting

VSL routines return status codes of the performed operation to report errors and warnings to the calling program. Thus, it is up to the application to perform error-related actions and/or recover from the error. The status codes are of integer type and have the following format:

VSL_ERROR_<ERROR_NAME> - indicates VSL errors
VSL_WARNING_<WARNING_NAME> - indicates VSL warnings.

VSL errors are of negative values while warnings are of positive values. The status code of zero value indicates that the operation is completed successfully: VSL_ERROR_OK (or synonymic VSL_STATUS_OK).

Table 10-3 Status Codes and Messages

Status Code	Message
VSL_ERROR_OK, VSL_STATUS_OK	Indicates no error, execution is successful.
VSL_ERROR_BAD_ARG	Input argument value is not valid.
VSL_ERROR_NULL_PTR	Input pointer argument is NULL.

Status Code	Message
VSL_ERROR_MEM_FAILURE	System cannot allocate memory.
VSL_ERROR_INVALID_BRNG_INDEX	BRNG index is not valid.
VSL_ERROR_BRNGS_INCOMPATIBLE	Two BRNGs are not compatible for the operation.
VSL_ERROR_LEAPFROG_UNSUPPORTED	BRNG does not support Leapfrog method.
VSL_ERROR_SKIPAHEAD_UNSUPPORTED	BRNG does not support Skip-Ahead method.
VSL_ERROR_BAD_STREAM	The random stream is invalid.
VSL_ERROR_FILE_OPEN	Indicates an error in opening the file.
VSL_ERROR_FILE_READ	Indicates an error in reading the file.
VSL_ERROR_FILE_WRITE	Indicates an error in writing the file.
VSL_ERROR_FILE_CLOSE	Indicates an error in closing the file.
VSL_ERROR_BAD_FILE_FORMAT	File format is unknown.
VSL_ERROR_UNSUPPORTED_FILE_VER	File format version is not supported.
VSL_ERROR_BRNG_TABLE_FULL	Registration cannot be completed due to lack of free entries in the table of registered BRNGs.
VSL_ERROR_BAD_STREAM_STATE_SIZE	The value in <code>StreamStateSize</code> field is bad.
VSL_ERROR_BAD_WORD_SIZE	The value in <code>WordSize</code> field is bad.
VSL_ERROR_BAD_NSEEDS	The value in <code>NSeeds</code> field is bad.
VSL_ERROR_BAD_NBITS	The value in <code>NBits</code> field is bad.
VSL_ERROR_BAD_UPDATE	Callback function for an abstract BRNG returns an invalid number of updated entries in a buffer, that is, < 0 or $> n_{max}$.
VSL_ERROR_NO_NUMBERS	Callback function for an abstract BRNG returns zero as the number of updated entries in a buffer.

Status Code	Message
VSL_ERROR_INVALID_ABSTRACT_STREAM	The abstract random stream is invalid.

VSL Usage Model

A typical algorithm for VSL random number generators is as follows:

1. Create and initialize stream/streams. Functions `vslNewStream`, `vslNewStreamEx`, `vslCopyStream`, `vslCopyStreamState`, `vslLeapfrogStream`, `vslSkipAheadStream`.
2. Call one or more RNGs.
3. Process the output.
4. Delete the stream/streams. Function `vslDeleteStream`.



NOTE. You may reiterate steps 2-3. Random number streams may be generated for different threads.

The following C example demonstrates generation of a random stream that is output of basic generator MT19937. The seed is equal to 777. The stream is used to generate 10,000 normally distributed random numbers in blocks of 1,000 random numbers with parameters $\mu = 5$ and $\sigma = 2$. Delete the streams after completing the generation. The purpose of the example is to calculate the sample mean for normal distribution with the given parameters.

C Example of VSL Usage

```
#include <stdio.h>
#include "mkl_vsl.h"

int main();
{
    double r[1000]; /* buffer for random numbers */
    double s; /* average */
    VSLStreamStatePtr stream;
    int i, j;

    /* Initializing */
    s = 0.0;
    vslNewStream( &stream, VSL_BRNG_MT19937, 777 );

    /* Generating */
    for ( i=0; i<10; i++ );
    {
```

```

    vdRngGaussian( VSL_METHOD_DGAUSSIAN_ICDF, stream, 1000, r, 5.0, 2.0 );
    for ( j=0; j<1000; j++ );
    {
        s += r[j];
    }
}
s /= 10000.0;

/* Deleting the stream */
vslDeleteStream( &stream );

/* Printing results */
printf( "Sample mean of normal distribution = %f\n", s );

return 0;
}

```

The Fortran version of the same example is below:

Fortran Example of VSL Usage

```

include 'mkl_vsl.fi'

program MKL_VSL_GAUSSIAN

USE MKL_VSL_TYPE
USE MKL_VSL

real(kind=8) r(1000) ! buffer for random numbers
real(kind=8) s      ! average
real(kind=8) a, sigma ! parameters of normal distribution

TYPE (VSL_STREAM_STATE) :: stream

integer(kind=4) errcode
integer(kind=4) i,j
integer brng,method,seed,n

n = 1000
s = 0.0
a = 5.0
sigma = 2.0
brng=VSL_BRNG_MT19937
method=VSL_METHOD_DGAUSSIAN_ICDF
seed=777

!      ***** Initializing *****
errcode=vslnewstream( stream, brng, seed )

!      ***** Generating *****

```

```
do i = 1,10
  errcode=vdrnggaussian( method, stream, n, r, a, sigma )
  do j = 1, 1000
    s = s + r(j)
  end do
end do

s = s / 10000.0

! ***** Deinitialize *****
errcode=vsldeltestream( stream )

! ***** Printing results *****
print *, "Sample mean of normal distribution = ", s

end
```

Additionally, examples that demonstrate usage of VSL random number generators are available in the following directories:

`${MKL}/examples/vslc/source`

`${MKL}/examples/vslf/source.`

Service Routines

Stream handling comprises routines for creating, deleting, or copying the streams and getting the index of a basic generator. A random stream can also be saved to and then read from a binary file. [Table 10-4](#) lists all available service routines

Table 10-4 Service Routines

Routine	Short Description
NewStream	Creates and initializes a random stream.
NewStreamEx	Creates and initializes a random stream for the generators with multiple initial conditions.
iNewAbstractStream	Creates and initializes an abstract random stream for integer arrays.
dNewAbstractStream	Creates and initializes an abstract random stream for double precision floating-point arrays.
sNewAbstractStream	Creates and initializes an abstract random stream for single precision floating-point arrays.

Routine	Short Description
<code>DeleteStream</code>	Deletes previously created stream.
<code>CopyStream</code>	Copies a stream to another stream.
<code>CopyStreamState</code>	Creates a copy of a random stream state.
<code>SaveStreamF</code>	Writes a stream to a binary file.
<code>LoadStreamF</code>	Reads a stream from a binary file.
<code>LeapfrogStream</code>	Initializes the stream by the leapfrog method to generate a subsequence of the original sequence.
<code>SkipAheadStream</code>	Initializes the stream by the skip-ahead method.
<code>GetStreamStateBrng</code>	Obtains the index of the basic generator responsible for the generation of a given random stream.
<code>GetNumRegBrngs</code>	Obtains the number of currently registered basic generators.



NOTE. In the above table, the `vs1` prefix in the function names is omitted. In the function reference this prefix is always used in function prototypes and code examples.

Most of the generator-based work comprises three basic steps:

1. Creating and initializing a stream (`NewStream`, `NewStreamEx`, `CopyStream`, `CopyStreamState`, `LeapfrogStream`, `SkipAheadStream`).
2. Generating random numbers with given distribution, see [Distribution Generators](#).
3. Deleting the stream (`DeleteStream`).

Note that you can concurrently create multiple streams and obtain random data from one or several generators by using the stream state. You must use the `DeleteStream` function to delete all the streams afterwards.

NewStream

Creates and initializes a random stream.

Syntax

Fortran:

```
status = vslnewstream( stream, brng, seed )
```

C:

```
status = vslNewStream( &stream, brng, seed );
```

Input Parameters

Name	Type	Description
<i>brng</i>	FORTTRAN 77: INTEGER	Index of the basic generator to initialize the stream. See Table 10-2 for specific value.
	Fortran 90: INTEGER, INTENT (IN)	
	C: const int	
<i>seed</i>	FORTTRAN 77: INTEGER	Initial condition of the stream. In the case of a quasi-random number generator seed parameter is used to set the dimension. If the dimension is greater than the dimension that brng can support or is less than 1, then the dimension is assumed to be equal to 1.
	Fortran 90: INTEGER, INTENT (IN)	
	C: const unsigned int	

Output Parameters

Name	Type	Description
<i>stream</i>	FORTTRAN 77: INTEGER*4	Stream state descriptor
	stream(2)	
	Fortran 90: TYPE (VSL_STREAM_STATE), INTENT (OUT)	
	C: VSLStreamStatePtr*	

Description

This function is declared in `mkl_vsl.f77` for FORTRAN 77 interface, in `mkl_vsl.fi` for Fortran 90 interface, and in `mkl_vsl_functions.h` for C interface.

For a basic generator with number *brng*, this function creates a new stream and initializes it with a 32-bit seed. The seed is an initial value used to select a particular sequence generated by the basic generator *brng*. The function is also applicable for generators with multiple initial conditions. See [VSL Notes](#) for a more detailed description of stream initialization for different basic generators.



NOTE. This function is not applicable for abstract basic random number generators. Please use [vslNewAbstractStream](#), [vslsNewAbstractStream](#) or [vsldNewAbstractStream](#) to utilize integer, single-precision or double-precision external random data respectively.

Return Values

VSL_ERROR_OK, VSL_STATUS_OK	Indicates no error, execution is successful.
VSL_ERROR_INVALID_BRNG_INDEX	BRNG index is invalid.
VSL_ERROR_MEM_FAILURE	System cannot allocate memory for <i>stream</i> .

NewStreamEx

Creates and initializes a random stream for generators with multiple initial conditions.

Syntax

Fortran:

```
status = vslnewstreamex( stream, brng, n, params )
```

C:

```
status = vslNewStreamEx( &stream, brng, n, params );
```

Input Parameters

Name	Type	Description
<i>brng</i>	FORTRAN 77: INTEGER Fortran 90: INTEGER, INTENT (IN) C: const int	Index of the basic generator to initialize the stream. See Table 10-2 for specific value.
<i>n</i>	FORTRAN 77: INTEGER Fortran 90: INTEGER, INTENT (IN) C: const int	Number of initial conditions contained in <i>params</i>
<i>params</i>	FORTRAN 77: INTEGER Fortran 90: INTEGER, INTENT (IN) C: const unsigned int	Array of initial conditions necessary for the basic generator <i>brng</i> to initialize the stream. In the case of a quasi-random number generator only the first element in <i>params</i> parameter is used to set the dimension. If the dimension is greater than the dimension that <i>brng</i> can support or is less than 1, then the dimension is assumed to be equal to 1.

Output Parameters

Name	Type	Description
<i>stream</i>	FORTRAN 77: INTEGER*4 stream(2) Fortran 90: TYPE (VSL_STREAM_STATE), INTENT (OUT) C: VSLStreamStatePtr*	Stream state descriptor

Description

This function is declared in `mkl_vsl.f77` for FORTRAN 77 interface, in `mkl_vsl.fi` for Fortran 90 interface, and in `mkl_vsl_functions.h` for C interface.

The function provides an advanced tool to set the initial conditions for a basic generator if its input arguments imply several initialization parameters. Initial values are used to select a particular sequence generated by the basic generator *brng*. Whenever possible, use [NewStream](#), which is analogous to [vslNewStreamEx](#) except that it takes only one 32-bit initial condition. In particular, [vslNewStreamEx](#) may be used to initialize the state table in Generalized Feedback Shift Register Generators (GFSRs). A more detailed description of this issue can be found in [VSL Notes](#).

This function is also used to pass user-defined initialization parameters of quasi-random number generators into the library. See [VSL Notes](#) for the format for their passing and registration in VSL.



NOTE. This function is not applicable for abstract basic random number generators. Please use [vslNewAbstractStream](#), [vslsNewAbstractStream](#) or [vslldNewAbstractStream](#) to utilize integer, single-precision or double-precision external random data respectively.

Return Values

VSL_ERROR_OK, VSL_STATUS_OK	Indicates no error, execution is successful.
VSL_ERROR_INVALID_BRNG_INDEX	BRNG index is invalid.
VSL_ERROR_MEM_FAILURE	System cannot allocate memory for <i>stream</i> .

iNewAbstractStream

Creates and initializes an abstract random stream for integer arrays.

Syntax

Fortran:

```
status = vslnewabstractstream( stream, n, ibuf, icallback )
```

C:

```
status = vslNewAbstractStream( &stream, n, ibuf, icallback );
```


Input Parameters

Name	Type	Description
<i>n</i>	FORTRAN 77: INTEGER Fortran 90: INTEGER, INTENT (IN) C: const int	Size of the array <i>ibuf</i>
<i>ibuf</i>	FORTRAN 77: INTEGER Fortran 90: INTEGER, INTENT (IN) C: const unsigned int	Array of <i>n</i> 32-bit integers
<i>icallback</i>	See <i>Note</i> below	FORTRAN: Address of the callback function used for <i>ibuf</i> update C: Pointer to the callback function used for <i>ibuf</i> update



NOTE. Format of the callback function in FORTRAN 77:

```
INTEGER FUNCTION IUPDATEFUNC( stream, n, ibuf, nmin, nmax, idx )  
  
INTEGER*4 stream(2)  
  
INTEGER n  
  
INTEGER*4 ibuf(n)  
  
INTEGER nmin  
  
INTEGER nmax  
  
INTEGER idx
```

Format of the callback function in Fortran 90:

```

INTEGER FUNCTION IUPDATEFUNC(C)( stream, n, ibuf, nmin, nmax, idx )

TYPE(VSL_STREAM_STATE), POINTER :: stream[reference]

INTEGER(KIND=4), INTENT(IN)      :: n[reference]

INTEGER(KIND=4), INTENT(OUT)     :: ibuf[reference](0:n-1)

INTEGER(KIND=4), INTENT(IN)      :: nmin[reference]

INTEGER(KIND=4), INTENT(IN)      :: nmax[reference]

INTEGER(KIND=4), INTENT(IN)      :: idx[reference]

```

Format of the callback function in C:

```

int iUpdateFunc( VSLStreamStatePtr stream, int* n, unsigned int ibuf[], int* nmin,
int* nmax, int* idx );

```

The callback function returns the number of elements in the array actually updated by the function. [Table 10-5](#) gives the description of the callback function parameters.

Table 10-5 icallback Callback Function Parameters

Parameters	Short Description
<i>stream</i>	Abstract stream descriptor
<i>n</i>	Size of <i>ibuf</i>
<i>ibuf</i>	Array of random numbers associated with the stream <i>stream</i>
<i>nmin</i>	Minimal quantity of numbers to update
<i>nmax</i>	Maximal quantity of numbers that can be updated
<i>idx</i>	Position in cyclic buffer <i>ibuf</i> to start update $0 \leq idx < n$.

Output Parameters

Name	Type	Description
<i>stream</i>	FORTRAN 77: INTEGER*4 <code>stream(2)</code> Fortran 90: <code>TYPE (VSL_STREAM_STATE),</code> <code>TINTENT (OUT)</code> C: <code>VSLStreamStatePtr*</code>	Descriptor of the stream state structure

Description

This function is declared in `mkl_vsl.f77` for FORTRAN 77 interface, in `mkl_vsl.fi` for Fortran 90 interface, and in `mkl_vsl_functions.h` for C interface.

The function creates a new abstract stream and associates it with an integer array *ibuf* and user's callback function *icallback* that is intended for updating of *ibuf* content.

Return Values

<code>VSL_ERROR_OK, VSL_STATUS_OK</code>	Indicates no error, execution is successful.
<code>VSL_ERROR_BAD_ARG</code>	Parameter <i>n</i> is not positive.
<code>VSL_ERROR_MEM_FAILURE</code>	System cannot allocate memory for <i>stream</i> .
<code>VSL_ERROR_NULL_PTR</code>	Either buffer or callback function parameter is a NULL pointer.

dNewAbstractStream

Creates and initializes an abstract random stream for double precision floating-point arrays.

Syntax

Fortran:

```
status = vsldnewabstractstream( stream, n, dbuf, a, b, dcallback )
```

C:

```
status = vsldNewAbstractStream( &stream, n, dbuf, a, b, dcallback );
```

Input Parameters

Name	Type	Description
<i>n</i>	FORTTRAN 77: INTEGER Fortran 90: INTEGER, INTENT (IN) C: const int	Size of the array <i>dbuf</i>
<i>dbuf</i>	FORTTRAN 77: DOUBLE PRECISION Fortran 90: DOUBLE PRECISION, INTENT (IN) C: const double	Array of <i>n</i> double precision floating-point random numbers with uniform distribution over interval (a,b)
<i>a</i>	FORTTRAN 77: DOUBLE PRECISION Fortran 90: DOUBLE PRECISION, INTENT (IN) C: const double	Left boundary a
<i>b</i>	FORTTRAN 77: DOUBLE PRECISION Fortran 90: DOUBLE PRECISION, INTENT (IN) C: const double	Right boundary b
<i>dcallback</i>	See <i>Note</i> below	FORTTRAN: Address of the callback function used for update of the array <i>dbuf</i> C: Pointer to the callback function used for update of the array <i>dbuf</i>

Output Parameters

Name	Type	Description
<i>stream</i>	FORTRAN 77: INTEGER*4 stream(2) Fortran 90: TYPE (VSL_STREAM_STATE), INTENT (OUT) C: VSLStreamStatePtr*	Descriptor of the stream state structure



NOTE. Format of the callback function in FORTRAN 77:

```
INTEGER FUNCTION DUPDATEFUNC( stream, n, dbuf, nmin, nmax, idx )  
  
INTEGER*4 stream(2)  
  
INTEGER n  
  
DOUBLE PRECISION dbuf(n)  
  
INTEGER nmin  
  
INTEGER nmax  
  
INTEGER idx
```

Format of the callback function in Fortran 90:

```
INTEGER FUNCTION DUPDATEFUNC[C]( stream, n, dbuf, nmin, nmax, idx )  
  
TYPE (VSL_STREAM_STATE), POINTER :: stream[reference]  
  
INTEGER (KIND=4), INTENT (IN) :: n[reference]  
  
REAL (KIND=8), INTENT (OUT) :: dbuf[reference] (0:n-1)  
  
INTEGER (KIND=4), INTENT (IN) :: nmin[reference]  
  
INTEGER (KIND=4), INTENT (IN) :: nmax[reference]  
  
INTEGER (KIND=4), INTENT (IN) :: idx[reference]
```

Format of the callback function in C:

```
int dUpdateFunc( VSLStreamStatePtr stream, int* n, double dbuf[], int* nmin, int*  
nmax, int* idx );
```

The callback function returns the number of elements in the array actually updated by the function. [Table 10-6](#) gives the description of the callback function parameters.

dcallback Callback Function Parameters

Parameters	Short Description
<i>stream</i>	Abstract stream descriptor
<i>n</i>	Size of <i>dbuf</i>
<i>dbuf</i>	Array of random numbers associated with the stream <i>stream</i>
<i>nmin</i>	Minimal quantity of numbers to update
<i>nmax</i>	Maximal quantity of numbers that can be updated
<i>idx</i>	Position in cyclic buffer <i>dbuf</i> to start update $0 \leq idx < n$.

Description

This function is declared in `mkl_vsl.f77` for FORTRAN 77 interface, in `mkl_vsl.fi` for Fortran 90 interface, and in `mkl_vsl_functions.h` for C interface.

The function creates a new abstract stream for double precision floating-point arrays with random numbers of the uniform distribution over interval (a,b) . The function associates the stream with a double precision array *dbuf* and user's callback function *dcallback* that is intended for updating of *dbuf* content.

Return Values

VSL_ERROR_OK, VSL_STATUS_OK	Indicates no error, execution is successful.
VSL_ERROR_BAD_ARG	Parameter <i>n</i> is not positive.
VSL_ERROR_MEM_FAILURE	System cannot allocate memory for <i>stream</i> .
VSL_ERROR_NULL_PTR	Either buffer or callback function parameter is a NULL pointer.

sNewAbstractStream

Creates and initializes an abstract random stream for single precision floating-point arrays.

Syntax

Fortran:

```
status = vslsnewabstractstream( stream, n, sbuf, a, b, scallback )
```

C:

```
status = vslsNewAbstractStream( &stream, n, sbuf, a, b, scallback );
```

Input Parameters

Name	Type	Description
<i>n</i>	FORTTRAN 77: INTEGER Fortran 90: INTEGER, INTENT (IN) C: const int	Size of the array <i>sbuf</i>
<i>sbuf</i>	FORTTRAN 77: REAL Fortran 90: REAL, INTENT (IN) C: const float	Array of <i>n</i> single precision floating-point random numbers with uniform distribution over interval (<i>a</i> , <i>b</i>)
<i>a</i>	FORTTRAN 77: REAL Fortran 90: REAL, INTENT (IN) C: const float	Left boundary <i>a</i>
<i>b</i>	FORTTRAN 77: REAL Fortran 90: REAL, INTENT (IN) C: const float	Right boundary <i>b</i>

Name	Type	Description
<i>scallback</i>	See Note below	<p>FORTRAN: Address of the callback function used for update of the array <i>sbuf</i></p> <p>C: Pointer to the callback function used for update of the array <i>sbuf</i></p>

Output Parameters

Name	Type	Description
<i>stream</i>	<p>FORTRAN 77: INTEGER*4 stream(2)</p> <p>Fortran 90: TYPE (VSL_STREAM_STATE), INTENT (OUT)</p> <p>C: VSLStreamStatePtr*</p>	Descriptor of the stream state structure



NOTE. Format of the callback function in FORTRAN 77:

```

INTEGER FUNCTION SUPDATEFUNC( stream, n, ibuf, nmin, nmax, idx )
INTEGER*4 stream(2)
INTEGER n
REAL sbuf(n)
INTEGER nmin
INTEGER nmax
INTEGER idx

```


Format of the callback function in Fortran 90:

```
INTEGER FUNCTION SUPDATEFUNC[C]( stream, n, sbuf, nmin, nmax, idx )  
  
TYPE(VSL_STREAM_STATE), POINTER :: stream[reference]  
  
INTEGER(KIND=4), INTENT(IN)      :: n[reference]  
  
REAL(KIND=4),   INTENT(OUT)      :: sbuf[reference](0:n-1)  
  
INTEGER(KIND=4), INTENT(IN)      :: nmin[reference]  
  
INTEGER(KIND=4), INTENT(IN)      :: nmax[reference]  
  
INTEGER(KIND=4), INTENT(IN)      :: idx[reference]
```

Format of the callback function in C:

```
int sUpdateFunc( VSLStreamStatePtr stream, int* n, float sbuf[], int* nmin, int*  
nmax, int* idx );
```

The callback function returns the number of elements in the array actually updated by the function. [Table 10-7](#) gives the description of the callback function parameters.

Table 10-7 **scallback** Callback Function Parameters

Parameters	Short Description
<i>stream</i>	Abstract stream descriptor
<i>n</i>	Size of <i>sbuf</i>
<i>sbuf</i>	Array of random numbers associated with the stream <i>stream</i>
<i>nmin</i>	Minimal quantity of numbers to update
<i>nmax</i>	Maximal quantity of numbers that can be updated
<i>idx</i>	Position in cyclic buffer <i>sbuf</i> to start update $0 \leq idx < n$.

Description

This function is declared in `mkl_vsl.f77` for FORTRAN 77 interface, in `mkl_vsl.fi` for Fortran 90 interface, and in `mkl_vsl_functions.h` for C interface.

The function creates a new abstract stream for single precision floating-point arrays with random numbers of the uniform distribution over interval (a,b) . The function associates the stream with a single precision array *sbuf* and user's callback function *callback* that is intended for updating of *sbuf* content.

Return Values

VSL_ERROR_OK, VSL_STATUS_OK	Indicates no error, execution is successful.
VSL_ERROR_BAD_ARG	Parameter <i>n</i> is not positive.
VSL_ERROR_MEM_FAILURE	System cannot allocate memory for <i>stream</i> .
VSL_ERROR_NULL_PTR	Either buffer or callback function parameter is a NULL pointer.

DeleteStream

Deletes a random stream.

Syntax

Fortran:

```
status = vsldeletestream( stream )
```

C:

```
status = vslDeleteStream( &stream );
```

Input/Output Parameters

Name	Type	Description
<i>stream</i>	FORTRAN 77: INTEGER*4 stream(2) Fortran 90: TYPE (VSL_STREAM_STATE), INTENT (OUT) C: VSLStreamStatePtr*	FORTRAN: Stream state descriptor. Must have non-zero value. After the stream is successfully deleted, the descriptor becomes invalid. C: Stream state descriptor. Must have non-zero value. After the stream is successfully deleted, the pointer is set to NULL.

Description

This function is declared in `mkl_vsl.f77` for FORTRAN 77 interface, in `mkl_vsl.fi` for Fortran 90 interface, and in `mkl_vsl_functions.h` for C interface.

The function deletes the random stream created by one of the initialization functions.

Return Values

<code>VSL_ERROR_OK, VSL_STATUS_OK</code>	Indicates no error, execution is successful.
<code>VSL_ERROR_NULL_PTR</code>	<code>srcstream</code> parameter is a NULL pointer.
<code>VSL_ERROR_BAD_STREAM</code>	<code>srcstream</code> is not a valid random stream.
<code>VSL_ERROR_MEM_FAILURE</code>	System cannot allocate memory for <code>newstream</code> .

CopyStream

Creates a copy of a random stream.

Syntax

Fortran:

```
status = vslcopystream( newstream, srcstream )
```

C:

```
status = vslCopyStream( &newstream, srcstream );
```

Input Parameters

Name	Type	Description
<code>srcstream</code>	FORTTRAN 77: <code>INTEGER*4</code> <code>srcstream(2)</code> Fortran 90: <code>TYPE(VSL_STREAM_STATE),</code> <code>INTENT(IN)</code> C: <code>const</code> <code>VSLStreamStatePtr</code>	FORTTRAN: Descriptor of the stream to be copied C: Pointer to the stream state structure to be copied

Output Parameters

Name	Type	Description
<i>newstream</i>	FORTRAN 77: INTEGER*4 <i>newstream</i> (2) Fortran 90: TYPE (VSL_STREAM_STATE), INTENT (OUT) C: VSLStreamStatePtr*	Copied stream descriptor

Description

This function is declared in `mkl_vsl.f77` for FORTRAN 77 interface, in `mkl_vsl.fi` for Fortran 90 interface, and in `mkl_vsl_functions.h` for C interface.

The function creates an exact copy of *srcstream* and stores its descriptor to *newstream*.

Return Values

VSL_ERROR_OK, VSL_STATUS_OK	Indicates no error, execution is successful.
VSL_ERROR_NULL_PTR	<i>srcstream</i> parameter is a NULL pointer.
VSL_ERROR_BAD_STREAM	<i>srcstream</i> is not a valid random stream.
VSL_ERROR_MEM_FAILURE	System cannot allocate memory for <i>newstream</i> .

CopyStreamState

Creates a copy of a random stream state.

Syntax

Fortran:

```
status = vslcopystreamstate( deststream, srcstream )
```

C:

```
status = vslCopyStreamState( deststream, srcstream );
```

Input Parameters

Name	Type	Description
<i>srcstream</i>	FORTRAN 77: INTEGER*4 srcstream(2) Fortran 90: TYPE (VSL_STREAM_STATE), INTENT (IN) C: const VSLStreamStatePtr	FORTRAN: Descriptor of the destination stream where the state of <i>srcstream</i> stream is copied C: Pointer to the stream state structure, from which the state structure is copied

Output Parameters

Name	Type	Description
<i>deststream</i>	FORTRAN 77: INTEGER*4 deststream(2) Fortran 90: TYPE (VSL_STREAM_STATE), INTENT (OUT) C: VSLStreamStatePtr	FORTRAN: Descriptor of the stream with the state to be copied C: Pointer to the stream state structure where the stream state is copied

Description

This function is declared in `mkl_vsl.f77` for FORTRAN 77 interface, in `mkl_vsl.fi` for Fortran 90 interface, and in `mkl_vsl_functions.h` for C interface.

The function copies a stream state from *srcstream* to the existing *deststream* stream. Both the streams should be generated by the same basic generator. An error message is generated when the index of the BRNG that produced *deststream* stream differs from the index of the BRNG that generated *srcstream* stream.

Unlike [CopyStream](#) function, which creates a new stream and copies both the stream state and other data from *srcstream*, the function `CopyStreamState` copies only *srcstream* stream state data to the generated *deststream* stream.

Return Values

VSL_ERROR_OK, VSL_STATUS_OK	Indicates no error, execution is successful.
VSL_ERROR_NULL_PTR	Either <i>srcstream</i> or <i>deststream</i> is a NULL pointer.
VSL_ERROR_BAD_STREAM	Either <i>srcstream</i> or <i>deststream</i> is not a valid random stream.
VSL_ERROR_BRNGS_INCOMPATIBLE	BRNG associated with <i>srcstream</i> is not compatible with BRNG associated with <i>deststream</i> .

SaveStreamF

Writes random stream descriptive data to binary file.

Syntax

Fortran:

```
errstatus = vslsavestreamf( stream, fname )
```

C:

```
errstatus = vslSaveStreamF( stream, fname );
```

Input Parameters

Name	Type	Description
<i>stream</i>	FORTRAN 77: INTEGER*4 stream(2) Fortran 90: TYPE(VSL_STREAM_STATE), INTENT(IN) C: const VSLStreamStatePtr	Random stream to be written to the file
<i>fname</i>	FORTRAN 77: CHARACTER(*) Fortran 90: CHARACTER(*), INTENT(IN)	FORTRAN: File name specified as a C-style null-terminated string C: File name specified as a Fortran-style character string

Name	Type	Description
	C: <code>const char*</code>	

Output Parameters

Name	Type	Description
<i>errstatus</i>	FORTRAN: <code>INTEGER</code> C: <code>int</code>	Error status of the operation

Description

This function is declared in `mkl_vsl.f77` for FORTRAN 77 interface, in `mkl_vsl.fi` for Fortran 90 interface, and in `mkl_vsl_functions.h` for C interface.

The function writes the random stream descriptive data to the binary file. Random stream descriptive data is saved to the binary file with the name *fname*. Random stream *stream* must be a valid stream created by [NewStream](#)-like or [CopyStream](#)-like service routines. If the stream cannot be saved to the file, *errstatus* has a non-zero value. Random stream can be read from the binary file using [LoadStreamF](#) function.

Return Values

<code>VSL_ERROR_OK, VSL_STATUS_OK</code>	Indicates no error, execution is successful.
<code>VSL_ERROR_NULL_PTR</code>	Either <i>fname</i> or <i>stream</i> is a NULL pointer.
<code>VSL_ERROR_BAD_STREAM</code>	<i>stream</i> is not a valid random stream.
<code>VSL_ERROR_FILE_OPEN</code>	Indicates an error in opening the file.
<code>VSL_ERROR_FILE_WRITE</code>	Indicates an error in writing the file.
<code>VSL_ERROR_FILE_CLOSE</code>	Indicates an error in closing the file.
<code>VSL_ERROR_MEM_FAILURE</code>	System cannot allocate memory for internal needs.

LoadStreamF

Creates new stream and reads stream descriptive data from binary file.

Syntax

Fortran:

```
errstatus = vslloadstreamf( stream, fname )
```

C:

```
errstatus = vslLoadStreamF( &stream, fname );
```

Input Parameters

Name	Type	Description
<i>fname</i>	FORTRAN 77: CHARACTER(*)	FORTRAN: File name specified as a C-style null-terminated string
	Fortran 90: CHARACTER(*), INTENT(IN)	C: File name specified as a Fortran-style character string
	C: const char*	

Output Parameters

Name	Type	Description
<i>stream</i>	FORTRAN 77: INTEGER*4 stream(2)	FORTRAN: Descriptor of a new random stream
	Fortran 90: TYPE(VSL_STREAM_STATE), INTENT(OUT)	C: Pointer to a new random stream
	C: VSLStreamStatePtr*	
<i>errstatus</i>	FORTRAN: INTEGER C: int	Error status of the operation

Description

This function is declared in `mkl_vsl.f77` for FORTRAN 77 interface, in `mkl_vsl.fi` for Fortran 90 interface, and in `mkl_vsl_functions.h` for C interface.

The function creates a new stream and reads stream descriptive data from the binary file. A new random stream is created using the stream descriptive data from the binary file with the name *fname*. If the stream cannot be read (for example, an I/O error occurs or the file format is invalid), *errstatus* has a non-zero value. To save random stream to the file, use [SaveStreamF](#) function.

Return Values

VSL_ERROR_OK, VSL_STATUS_OK	Indicates no error, execution is successful.
VSL_ERROR_NULL_PTR	<i>fname</i> is a NULL pointer.
VSL_ERROR_FILE_OPEN	Indicates an error in opening the file.
VSL_ERROR_FILE_WRITE	Indicates an error in writing the file.
VSL_ERROR_FILE_CLOSE	Indicates an error in closing the file.
VSL_ERROR_MEM_FAILURE	System cannot allocate memory for internal needs.
VSL_ERROR_BAD_FILE_FORMAT	Unknown file format.
VSL_ERROR_UNSUPPORTED_FILE_VER	File format version is unsupported.

LeapfrogStream

Initializes a stream using the leapfrog method.

Syntax

Fortran:

```
status = vslleapfrogstream( stream, k, nstreams )
```

C:

```
status = vslLeapfrogStream( stream, k, nstreams );
```

Input Parameters

Name	Type	Description
<i>stream</i>	FORTRAN 77: INTEGER*4 stream(2) Fortran 90: TYPE(VSL_STREAM_STATE), INTENT(IN) C: VSLStreamStatePtr	FORTRAN: Descriptor of the stream to which leapfrog method is applied C: Pointer to the stream state structure to which leapfrog method is applied
<i>k</i>	FORTRAN 77: INTEGER Fortran 90: INTEGER, INTENT(IN) C: const int	Index of the computational node, or stream number
<i>nstreams</i>	FORTRAN 77: INTEGER Fortran 90: INTEGER, INTENT(IN) C: const int	Largest number of computational nodes, or stride

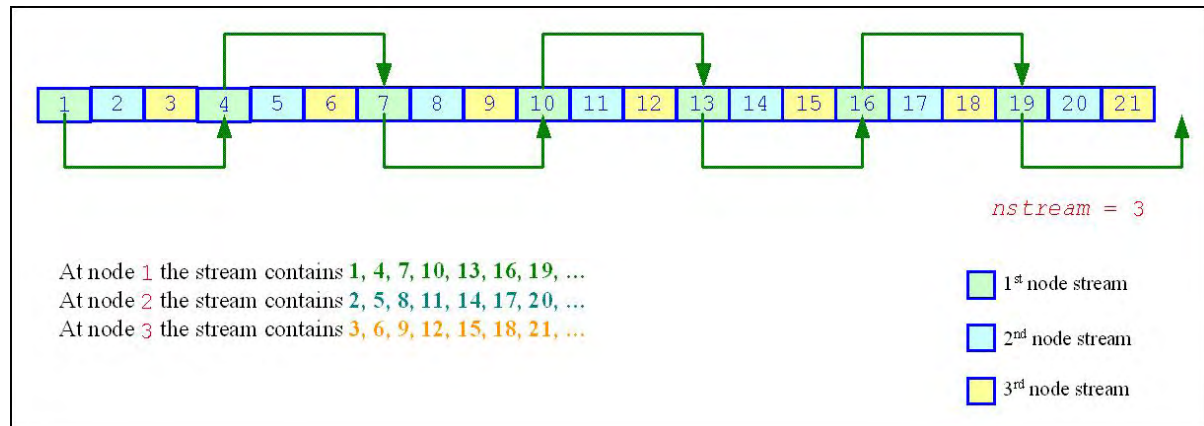
Description

This function is declared in `mkl_vsl.f77` for FORTRAN 77 interface, in `mkl_vsl.fi` for Fortran 90 interface, and in `mkl_vsl_functions.h` for C interface.

The function function allows generating random numbers in a random stream with non-unit stride. This feature is particularly useful in distributing random numbers from original stream across *nstreams* buffers without generating the original random sequence with subsequent manual distribution. One of the important applications of the leapfrog method is splitting the original sequence into non-overlapping subsequences across *nstreams* computational nodes.

The function initializes the original random stream (see [Figure 10-1](#)) to generate random numbers for the computational node k , $0 \leq k < nstreams$, where $nstreams$ is the largest number of computational nodes used.

Figure 10-1 Leapfrog Method



The leapfrog method is supported only for those basic generators that allow splitting elements by the leapfrog method, which is more efficient than simply generating them by a generator with subsequent manual distribution across computational nodes. See [VSL Notes](#) for details.

For quasi-random basic generators the leapfrog method allows generating individual components of quasi-random vectors instead of whole quasi-random vectors. In this case $nstreams$ parameter should be equal to the dimension of the quasi-random vector while k parameter should be the index of a component to be generated ($0 \leq k < nstreams$). Other parameters values are not allowed.

The following code examples illustrate the initialization of three independent streams using the leapfrog method:

Example 10-1 Fortran 90 Code for Leapfrog Method

```
...  
TYPE(VSL_STREAM_STATE)    ::stream1  
TYPE(VSL_STREAM_STATE)    ::stream2  
TYPE(VSL_STREAM_STATE)    ::stream3  
! Creating 3 identical streams  
status = vslnewstream(stream1, VSL_BRNG_MCG31, 174)  
status = vslcopystream(stream2, stream1)  
status = vslcopystream(stream3, stream1)  
! Leapfrogging the streams  
  
status = vslleapfrogstream(stream1, 0, 3)  
status = vslleapfrogstream(stream2, 1, 3)  
status = vslleapfrogstream(stream3, 2, 3)  
! Generating random numbers  
  
...  
! Deleting the streams  
  
status = vsldeletestream(stream1)  
status = vsldeletestream(stream2)  
status = vsldeletestream(stream3)  
...
```

Example 10-2 C Code for Leapfrog Method

```
...
VSLStreamStatePtr stream1;
VSLStreamStatePtr stream2;
VSLStreamStatePtr stream3;
/* Creating 3 identical streams */
status = vslNewStream(&stream1, VSL_BRNG_MCG31, 174);
status = vslCopyStream(&stream2, stream1);
status = vslCopyStream(&stream3, stream1);
/* Leapfrogging the streams
*/
status = vslLeapfrogStream(stream1, 0, 3);
status = vslLeapfrogStream(stream2, 1, 3);
status = vslLeapfrogStream(stream3, 2, 3);
/* Generating random numbers
*/
...
/* Deleting the streams
*/
status = vslDeleteStream(&stream1);
status = vslDeleteStream(&stream2);
status = vslDeleteStream(&stream3);
...
```

Return Values

VSL_ERROR_OK, VSL_STATUS_OK
VSL_ERROR_NULL_PTR
VSL_ERROR_BAD_STREAM
VSL_ERROR_LEAPFROG_UNSUPPORTED

Indicates no error, execution is successful.
stream is a NULL pointer.
stream is not a valid random stream.
BRNG does not support Leapfrog method.

SkipAheadStream

Initializes a stream using the block-splitting method.

Syntax

Fortran:

```
status = vslskipaheadstream( stream, nskip )
```

C:

```
status = vslSkipAheadStream( stream, nskip);
```

Input Parameters

Name	Type	Description
<i>stream</i>	FORTRAN 77: INTEGER*4 stream(2)	FORTRAN: Descriptor of the stream to which block-splitting method is applied
	Fortran 90: TYPE (VSL_STREAM_STATE), INTENT (IN)	C: Pointer to the stream state structure to which block-splitting method is applied
	C: VSLStreamStatePtr	
<i>nskip</i>	FORTRAN 77: INTEGER*4 nskip(2)	Number of skipped elements
	Fortran 90: INTEGER (KIND=8), INTENT (IN)	
	C: const long long int	

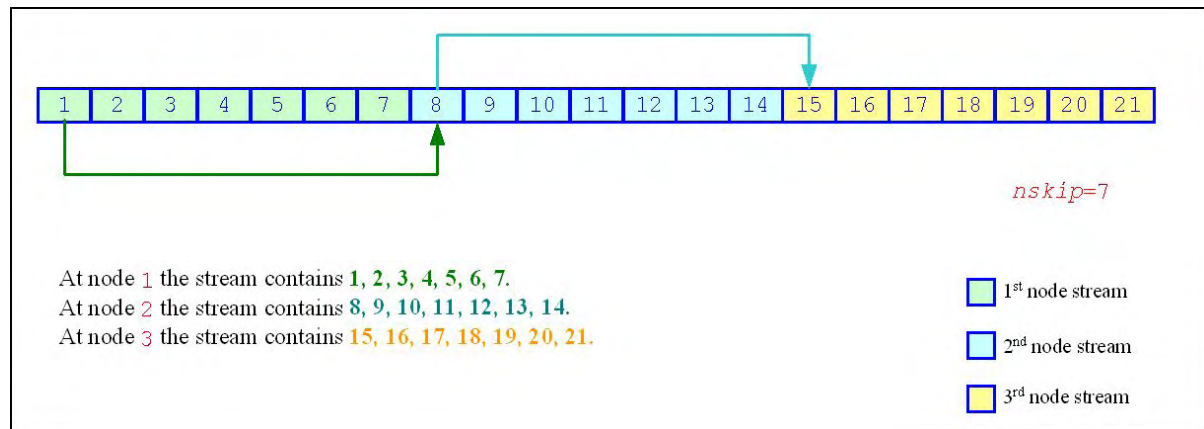
Description

This function is declared in `mkl_vsl.f77` for FORTRAN 77 interface, in `mkl_vsl.fi` for Fortran 90 interface, and in `mkl_vsl_functions.h` for C interface.

The function skips a given number of elements in a random stream. This feature is particularly useful in distributing random numbers from original random stream across different computational nodes. If the largest number of random numbers used by a computational node

is *nskip*, then the original random sequence may be split by `SkipAheadStream` into non-overlapping blocks of *nskip* size so that each block corresponds to the respective computational node. The number of computational nodes is unlimited. This method is known as the block-splitting method or as the skip-ahead method. (see [Figure 10-2](#)).

Figure 10-2 Block-Splitting Method



The skip-ahead method is supported only for those basic generators that allow skipping elements by the skip-ahead method, which is more efficient than simply generating them by generator with subsequent manual skipping. See [VSL Notes](#) for details.

Please note that for quasi-random basic generators the skip-ahead method works with components of quasi-random vectors rather than with whole quasi-random vectors. Therefore, to skip *NS* quasi-random vectors, set the *nskip* parameter equal to the *NS*DIMEN*, where *DIMEN* is the dimension of the quasi-random vector. If this operation results in exceeding the period of the quasi-random number generator, which is $2^{32}-1$, the library returns the `VSL_ERROR_SKIPAHEAD_UNSUPPORTED` error code.

The following code examples illustrate how to initialize three independent streams using the `SkipAheadStream` function:

Example 10-3 Fortran 90 Code for Block-Splitting Method

```
...
type(VSL_STREAM_STATE)  ::stream1
type(VSL_STREAM_STATE)  ::stream2
type(VSL_STREAM_STATE)  ::stream3
! Creating the 1st stream
status = vslnewstream(stream1, VSL_BRNG_MCG31, 174)
! Skipping ahead by 7 elements the 2nd stream

status = vslcopystream(stream2, stream1);
status = vslskipaheadstream(stream2, 7);
! Skipping ahead by 7 elements the 3rd stream

status = vslcopystream(stream3, stream2);
status = vslskipaheadstream(stream3, 7);
! Generating random numbers

...
! Deleting the streams

status = vsldeletestream(stream1)
status = vsldeletestream(stream2)
status = vsldeletestream(stream3)
...
```


Example 10-4 C Code for Block-Splitting Method

```
VSLStreamStatePtr stream1;
VSLStreamStatePtr stream2;
VSLStreamStatePtr stream3;
/* Creating the 1st stream
*/
status = vslNewStream(&stream1, VSL_BRNG_MCG31, 174);
/* Skipping ahead by 7 elements the 2nd stream */
status = vslCopyStream(&stream2, stream1);
status = vslSkipAheadStream(stream2, 7);
/* Skipping ahead by 7 elements the 3rd stream */
status = vslCopyStream(&stream3, stream2);
status = vslSkipAheadStream(stream3, 7);
/* Generating random numbers
*/
...
/* Deleting the streams
*/
status = vslDeleteStream(&stream1);
status = vslDeleteStream(&stream2);
status = vslDeleteStream(&stream3);
...
```

Return Values

VSL_ERROR_OK, VSL_STATUS_OK	Indicates no error, execution is successful.
VSL_ERROR_NULL_PTR	<i>stream</i> is a NULL pointer.
VSL_ERROR_BAD_STREAM	<i>stream</i> is not a valid random stream.
VSL_ERROR_SKIPAHEAD_UNSUPPORTED	BRNG does not support the Skip-Ahead method.

GetStreamStateBrng

Returns index of a basic generator used for generation of a given random stream.

Syntax

Fortran:

```
brng = vslgetstreamstatebrng( stream )
```

C:

```
brng = vslGetStreamStateBrng( stream );
```

Input Parameters

Name	Type	Description
<i>stream</i>	FORTTRAN 77: INTEGER*4 stream(2) Fortran 90: TYPE (VSL_STREAM_STATE), TINTENT (IN) C: const VSLStreamStatePtr	FORTTRAN: Descriptor of the stream state C: Pointer to the stream state structure

Output Parameters

Name	Type	Description
<i>brng</i>	FORTTRAN: INTEGER C: int	Index of the basic generator assigned for the generation of <i>stream</i> ; negative in case of an error

Description

This function is declared in `mkl_vsl.f77` for FORTRAN 77 interface, in `mkl_vsl.fi` for Fortran 90 interface, and in `mkl_vsl_functions.h` for C interface.

The function retrieves the index of a basic generator used for generation of a given random stream.

Return Values

VSL_ERROR_NULL_PTR	<i>stream</i> is a NULL pointer.
VSL_ERROR_BAD_STREAM	<i>stream</i> is not a valid random stream.

GetNumRegBrngs

Obtains the number of currently registered basic generators.

Syntax

Fortran:

```
nregbrngs = vslgetnumregbrngs( )
```

C:

```
nregbrngs = vslGetNumRegBrngs( void );
```

Output Parameters

Name	Type	Description
<i>nregbrngs</i>	FORTTRAN: INTEGER C: int	Number of basic generators registered at the moment of the function call

Description

This function is declared in `mkl_vsl.f77` for FORTRAN 77 interface, in `mkl_vsl.fi` for Fortran 90 interface, and in `mkl_vsl_functions.h` for C interface.

The function obtains the number of currently registered basic generators. Whenever user registers a user-designed basic generator, the number of registered basic generators is incremented. The maximum number of basic generators that can be registered is determined by `VSL_MAX_REG_BRNGS` parameter.

Distribution Generators

VSL routines are used to generate random numbers with different types of distribution. Each function group is introduced below by the type of underlying distribution and contains a short description of its functionality, as well as specifications of the call sequence for both FORTRAN

and C-interface and the explanation of input and output parameters. [Table 10-8](#) and [Table 10-9](#) list the random number generator routines, together with used data types, output distributions, and sets correspondence between data types of the generator routines and called basic random number generators.

Table 10-8 Continuous Distribution Generators

Type of Distribution	Data Types	BRNG Data Type	Description
Uniform	s, d	s, d	Uniform continuous distribution on the interval $[a, b]$.
Gaussian	s, d	s, d	Normal (Gaussian) distribution.
GaussianMV	s, d	s, d	Multivariate normal (Gaussian) distribution.
Exponential	s, d	s, d	Exponential distribution.
Laplace	s, d	s, d	Laplace distribution (double exponential distribution).
Weibull	s, d	s, d	Weibull distribution.
Cauchy	s, d	s, d	Cauchy distribution.
Rayleigh	s, d	s, d	Rayleigh distribution.
Lognormal	s, d	s, d	Lognormal distribution.
Gumbel	s, d	s, d	Gumbel (extreme value) distribution.
Gamma	s, d	s, d	Gamma distribution.
Beta	s, d	s, d	Beta distribution.

Table 10-9 Discrete Distribution Generators

Type of Distribution	Data Types	BRNG Data Type	Description
Uniform	i	d	Uniform discrete distribution on the interval $[a, b]$.

Type of Distribution	Data Types	BRNG Data Type	Description
UniformBits	i	i	Generator of integer random values with uniform bit distribution.
Bernoulli	i	s	Bernoulli distribution.
Geometric	i	s	Geometric distribution.
Binomial	i	d	Binomial distribution.
Hypergeometric	i	d	Hypergeometric distribution.
Poisson	i	s (for VSL_METHOD_IPOISSON_POISNORM) s (for distribution parameter $\lambda \geq 27$) and d (for $\lambda < 27$) (for VSL_METHOD_IPOISSON_PTPE)	Poisson distribution.
PoissonV	i	s	Poisson distribution with varying mean.
NegBinomial	i	d	Negative binomial distribution, or Pascal distribution.

The library provides two modes of random number generation, accurate and fast. Accurate generation mode is intended for the applications that are highly demanding to accuracy of calculations. When used in this mode, the generators produce random numbers lying completely within definitional domain for all values of the distribution parameters. For example, random numbers obtained from the generator of continuous distribution that is uniform on interval $[a,b]$ belong to this interval irrespective of what a and b values may be. Fast mode provides high performance of generation and also guaranties that generated random numbers belong to the definitional domain except for some specific values of distribution parameters. The generation mode is set by specifying relevant value of the method parameter in generator routines. List of distributions that support accurate mode of generation is given in the table below.

Table 10-10 Distribution Generators Supporting Accurate Mode

Type of Distribution	Data Types
Uniform	s, d
Exponential	s, d
Weibull	s, d
Rayleigh	s, d
Lognormal	s, d
Gamma	s, d
Beta	s, d

See additional details about accurate and fast mode of random number generation in [VSL Notes](#).

Continuous Distributions

This section describes routines for generating random numbers with continuous distribution.

Uniform

Generates random numbers with uniform distribution.

Syntax

Fortran:

```
status = vsrnguniform( method, stream, n, r, a, b )
status = vdrnguniform( method, stream, n, r, a, b )
```

C:

```
status = vsRngUniform( method, stream, n, r, a, b );
status = vdRngUniform( method, stream, n, r, a, b );
```

Input Parameters

Name	Type	Description
<i>method</i>	FORTRAN 77: INTEGER Fortran 90: INTEGER, INTENT (IN) C: const int	Generation method; the specific values are as follows: VSL_METHOD_SUNIFORM_STD VSL_METHOD_DUNIFORM_STD VSL_METHOD_SUNIFORM_STD_ACCURATE VSL_METHOD_DUNIFORM_STD_ACCURATE Standard method.
<i>stream</i>	FORTRAN 77: INTEGER*4 stream(2) Fortran 90: TYPE (VSL_STREAM_STATE), INTENT (IN) C: VSLStreamStatePtr	FORTRAN: Descriptor of the stream state structure. C: Pointer to the stream state structure
<i>n</i>	FORTRAN 77: INTEGER Fortran 90: INTEGER, INTENT (IN) C: const int	Number of random values to be generated
<i>a</i>	FORTRAN 77: REAL for vsrnguniform DOUBLE PRECISION for vdrnguniform Fortran 90: REAL, INTENT (IN) for vsrnguniform DOUBLE PRECISION, INTENT (IN) for vdrnguniform	Left bound a

Name	Type	Description
	C: const float for vsRngUniform const double for vdRngUniform	
<i>b</i>	FORTRAN 77: REAL for vsrnguniform DOUBLE PRECISION for vdrnguniform Fortran 90: REAL, INTENT(IN) for vsrnguniform DOUBLE PRECISION, INTENT(IN) for vdrnguniform C: const float for vsRngUniform const double for vdRngUniform	Right bound <i>b</i>

Output Parameters

Name	Type	Description
<i>r</i>	FORTRAN 77: REAL for vsrnguniform DOUBLE PRECISION for vdrnguniform Fortran 90: REAL, INTENT(OUT) for vsrnguniform	Vector of <i>n</i> random numbers uniformly distributed over the interval [<i>a</i> , <i>b</i>]

Name	Type	Description
------	------	-------------

	DOUBLE PRECISION, INTENT (OUT) for vdrnguniform	
--	---	--

C: float* for vsRngUniform		
--------------------------------------	--	--

double* for vdRngUniform		
--------------------------	--	--

Description

This function is declared in `mkl_vsl.f77` for FORTRAN 77 interface, in `mkl_vsl.fi` for Fortran 90 interface, and in `mkl_vsl_functions.h` for C interface.

The function generates random numbers uniformly distributed over the interval $[a, b]$, where a, b are the left and right bounds of the interval, respectively, and $a, b \in \mathbb{R}$; $a > b$.

The probability density function is given by:

$$f_{a,b}(x) = \begin{cases} \frac{1}{b-a}, & x \in [a, b] \\ 0, & x \notin [a, b] \end{cases}, \quad -\infty < x < +\infty$$

The cumulative distribution function is as follows:

$$f_{a,b}(x) = \begin{cases} 0, & x < a \\ \frac{x-a}{b-a}, & a \leq x \leq b \\ 1, & x \geq b \end{cases}, \quad -\infty < x < +\infty.$$

Return Values

VSL_ERROR_OK, VSL_STATUS_OK	Indicates no error, execution is successful.
VSL_ERROR_NULL_PTR	<i>stream</i> is a NULL pointer.
VSL_ERROR_BAD_STREAM	<i>stream</i> is not a valid random stream.
VSL_ERROR_BAD_UPDATE	Callback function for an abstract BRNG returns an invalid number of updated entries in a buffer, that is, < 0 or $> n_{\max}$.
VSL_ERROR_NO_NUMBERS	Callback function for an abstract BRNG returns 0 as the number of updated entries in a buffer.
VSL_ERROR_SKIPAHEAD_UNSUPPORTED	Period of the generator has been exceeded.

Gaussian

Generates normally distributed random numbers.

Syntax

Fortran:

```
status = vsrnggaussian( method, stream, n, r, a, sigma )
status = vdrnggaussian( method, stream, n, r, a, sigma )
```

C:

```
status = vsRngGaussian( method, stream, n, r, a, sigma );
status = vdRngGaussian( method, stream, n, r, a, sigma );
```

Input Parameters

Name	Type	Description
<i>method</i>	FORTRAN 77: INTEGER Fortran 90: INTEGER, INTENT (IN) C: const int	Generation method. The specific values are as follows: VSL_METHOD_SGAUSSIAN_BOXMULLER VSL_METHOD_SGAUSSIAN_BOXMULLER2 VSL_METHOD_SGAUSSIAN_ICDF VSL_METHOD_DGAUSSIAN_BOXMULLER VSL_METHOD_DGAUSSIAN_BOXMULLER2 VSL_METHOD_DGAUSSIAN_ICDF See brief description of the methods BOXMULLER, BOXMULLER2, and ICDF in Table 10-1
<i>stream</i>	FORTRAN 77: INTEGER*4 stream(2) Fortran 90: TYPE (VSL_STREAM_STATE), INTENT (IN) C: VSLStreamStatePtr	FORTRAN: Descriptor of the stream state structure C: Pointer to the stream state structure
<i>n</i>	FORTRAN 77: INTEGER Fortran 90: INTEGER, INTENT (IN) C: const int	Number of random values to be generated
<i>a</i>	FORTRAN 77: REAL for vsrnggaussian DOUBLE PRECISION for vdrnggaussian Fortran 90: REAL, INTENT (IN) for vsrnggaussian	Mean value <i>a</i> .

Name	Type	Description
	DOUBLE PRECISION, INTENT(IN) for vdrnggaussian C: const float for vsRngGaussian const double for vdRngGaussian	
<i>sigma</i>	FORTRAN 77: REAL for vsrnggaussian DOUBLE PRECISION for vdrnggaussian Fortran 90: REAL, INTENT(IN) for vsrnggaussian DOUBLE PRECISION, INTENT(IN) for vdrnggaussian C: const float for vsRngGaussian const double for vdRngGaussian	Standard deviation σ .

Output Parameters

Name	Type	Description
<i>r</i>	FORTRAN 77: REAL for vsrnggaussian DOUBLE PRECISION for vdrnggaussian	Vector of <i>n</i> normally distributed random numbers

Name	Type	Description
	Fortran 90: REAL, INTENT(OUT) for vsrnggaussian	
	DOUBLE PRECISION, INTENT(OUT) for vdrnggaussian	
	C: float* for vsRngGaussian	
	double* for vdRngGaussian	

Description

This function is declared in `mk1_vsl.f77` for FORTRAN 77 interface, in `mk1_vsl.fi` for Fortran 90 interface, and in `mk1_vsl_functions.h` for C interface.

The function generates random numbers with normal (Gaussian) distribution with mean value a and standard deviation σ , where

$a, \sigma \in \mathbb{R}$; $\sigma > 0$.

The probability density function is given by:

$$f_{a, \sigma}(x) = \frac{1}{\sigma\sqrt{2\pi}} \exp\left(-\frac{(x-a)^2}{2\sigma^2}\right), \quad -\infty < x < +\infty.$$

The cumulative distribution function is as follows:

$$F_{a, \sigma}(x) = \int_{-\infty}^x \frac{1}{\sigma\sqrt{2\pi}} \exp\left(-\frac{(y-a)^2}{2\sigma^2}\right) dy, \quad -\infty < x < +\infty.$$

The cumulative distribution function $F_{a,\sigma}(x)$ can be expressed in terms of standard normal distribution $\Phi(x)$ as

$$F_{a,\sigma}(x) = \Phi((x - a)/\sigma)$$

Return Values

VSL_ERROR_OK, VSL_STATUS_OK

Indicates no error, execution is successful.

VSL_ERROR_NULL_PTR

stream is a NULL pointer.

VSL_ERROR_BAD_STREAM

stream is not a valid random stream.

VSL_ERROR_BAD_UPDATE

Callback function for an abstract BRNG returns an invalid number of updated entries in a buffer, that is, < 0 or $> n_{\max}$.

VSL_ERROR_NO_NUMBERS

Callback function for an abstract BRNG returns 0 as the number of updated entries in a buffer.

VSL_ERROR_SKIPAHEAD_UNSUPPORTED

Period of the generator has been exceeded.

GaussianMV

Generates random numbers from multivariate normal distribution.

Syntax

Fortran:

```
status = vsrnggaussianmv( method, stream, n, r, dimen, mstorage, a, t )
```

```
status = vdrnggaussianmv( method, stream, n, r, dimen, mstorage, a, t )
```

C:

```
status = vsRngGaussianMV( method, stream, n, r, dimen, mstorage, a, t );
```

```
status = vdRngGaussianMV( method, stream, n, r, dimen, mstorage, a, t );
```

Input Parameters

Name	Type	Description
<i>method</i>	FORTRAN 77: INTEGER Fortran 90: INTEGER, INTENT (IN) C: const int	Generation method. The specific values are as follows: VSL_METHOD_SGAUSSIANMV_BOXMULLER VSL_METHOD_SGAUSSIANMV_BOXMULLER2 VSL_METHOD_SGAUSSIANMV_ICDF VSL_METHOD_DGAUSSIANMV_BOXMULLER VSL_METHOD_DGAUSSIANMV_BOXMULLER2 VSL_METHOD_DGAUSSIANMV_ICDF See brief description of the methods BOXMULLER, BOXMULLER2, and ICDF in Table 10-1
<i>stream</i>	FORTRAN 77: INTEGER*4 stream(2) Fortran 90: TYPE (VSL_STREAM_STATE), INTENT (IN) C: VSLStreamStatePtr	FORTRAN: Descriptor of the stream state structure. C: Pointer to the stream state structure
<i>n</i>	FORTRAN 77: INTEGER Fortran 90: INTEGER, INTENT (IN) C: const int	Number of random values to be generated
<i>dimen</i>	FORTRAN 77: INTEGER Fortran 90: INTEGER, INTENT (IN) C: const int	Dimension d ($d \geq 1$) of output random vectors

Name	Type	Description
<i>mstorage</i>	FORTRAN 77: INTEGER Fortran 90: INTEGER, INTENT (IN) C: const int	<p>FORTRAN: Matrix storage scheme for upper triangular matrix T^T. The routine supports three matrix storage schemes:</p> <ul style="list-style-type: none"> • <code>VSL_MATRIX_STORAGE_FULL</code>— all $d \times d$ elements of the matrix T^T are passed, however, only the upper triangle part is actually used in the routine. • <code>VSL_MATRIX_STORAGE_PACKED</code>— upper triangle elements of T^T are packed by rows into a one-dimensional array. • <code>VSL_MATRIX_STORAGE_DIAGONAL</code>— only diagonal elements of T^T are passed. <p>C: Matrix storage scheme for lower triangular matrix T. The routine supports three matrix storage schemes:</p> <ul style="list-style-type: none"> • <code>VSL_MATRIX_STORAGE_FULL</code>— all $d \times d$ elements of the matrix T are passed, however, only the lower triangle part is actually used in the routine. • <code>VSL_MATRIX_STORAGE_PACKED</code>— lower triangle elements of T are packed by rows into a one-dimensional array. • <code>VSL_MATRIX_STORAGE_DIAGONAL</code>— only diagonal elements of T are passed.
<i>a</i>	FORTRAN 77: REAL for vsrnggaussianmv DOUBLE PRECISION for vdrnggaussianmv Fortran 90: REAL, INTENT (IN) for vsrnggaussianmv	Mean vector a of dimension d

Name	Type	Description
	DOUBLE PRECISION, INTENT (IN) for vdrnggaussianmv C: const float* for vsRngGaussianMV const double* for vdRngGaussianMV	
t	FORTRAN 77: REAL for vsrnggaussianmv DOUBLE PRECISION for vdrnggaussianmv Fortran 90: REAL, INTENT (IN) for vsrnggaussianmv DOUBLE PRECISION, INTENT (IN) for vdrnggaussianmv C: const float* for vsRngGaussianMV const double* for vdRngGaussianMV	FORTRAN: Elements of the upper triangular matrix passed according to the matrix T^T storage scheme <i>mstorage</i> . C: Elements of the lower triangular matrix passed according to the matrix T storage scheme <i>mstorage</i> .

Output Parameters

Name	Type	Description
r	FORTRAN 77: REAL for vsrnggaussianmv DOUBLE PRECISION for vdrnggaussianmv	Array of n random vectors of dimension <i>dimen</i>

Name	Type	Description
	Fortran 90: REAL, INTENT(OUT) for vsrnggaussianmv DOUBLE PRECISION, INTENT(OUT) for vdrnggaussianmv C: float* for vsRngGaussianMV double* for vdRngGaussianMV	

Description

This function is declared in `mkl_vsl.f77` for FORTRAN 77 interface, in `mkl_vsl.fi` for Fortran 90 interface, and in `mkl_vsl_functions.h` for C interface.

The function generates random numbers with d -variate normal (Gaussian) distribution with mean value a and variance-covariance matrix C , where $a \in R^d$; C is a $d \times d$ symmetric positive-definite matrix.

The probability density function is given by:

$$f_{a,C}(x) = \frac{1}{\sqrt{\det(2\pi C)}} \exp(-1/2(x-a)^T C^{-1}(x-a)),$$

where $x \in R^d$.

Matrix C can be represented as $C = TT^T$, where T is a lower triangular matrix - Cholesky factor of C .

Instead of variance-covariance matrix C the generation routines require Cholesky factor of C in input. To compute Cholesky factor of matrix C , the user may call MKL LAPACK routines for matrix factorization: `?potrf` or `?pptrf` for `v?RngGaussianMV`/`v?rnggaussianmv` routines (`?` means either `s` or `d` for single and double precision respectively). See [Application Notes](#) for more details.

Application Notes

Since matrices are stored in Fortran by columns, while in C they are stored by rows, the usage of MKL factorization routines (assuming Fortran matrices storage) in combination with multivariate normal RNG (assuming C matrix storage) is slightly different in C and Fortran. The following tables help in using these routines in C and Fortran. For further information please refer to the appropriate VSL example file.

Table 10-11 Using Cholesky Factorization Routines in Fortran

Matrix Storage Scheme	Variance-Covariance Matrix Argument	Factorization Routine	UPLO Parameter in Factorization Routine	Result of Factorization as Input Argument for RNG
VSL_MATRIX_STORAGE_FULL	C in Fortran two-dimensional array	spotrf for vsrnggaussianmv dpotrf for vdrnggaussianmv	'U'	Upper triangle of T^T . Lower triangle is not used.
VSL_MATRIX_STORAGE_PACKED	Lower triangle of C packed by columns into one-dimensional array	spptrf for vsrnggaussianmv dpptrf for vdrnggaussianmv	'L'	Upper triangle of T^T packed by rows into one-dimensional array.

Table 10-12 Using Cholesky Factorization Routines in C

Matrix Storage Scheme	Variance-Covariance Matrix Argument	Factorization Routine	UPLO Parameter in Factorization Routine	Result of Factorization as Input Argument for RNG
VSL_MATRIX_STORAGE_FULL	C in C two-dimensional array	spotrf for vsRngGaussianMV dpotrf for vdRngGaussianMV	'U'	Upper triangle of T^T . Lower triangle is not used.
VSL_MATRIX_STORAGE_PACKED	Lower triangle of C packed by columns into one-dimensional array	spptrf for vsRngGaussianMV dpptrf for vdRngGaussianMV	'L'	Upper triangle of T^T packed by rows into one-dimensional array.

Return Values

VSL_ERROR_OK, VSL_STATUS_OK	Indicates no error, execution is successful.
VSL_ERROR_NULL_PTR	<i>stream</i> is a NULL pointer.
VSL_ERROR_BAD_STREAM	<i>stream</i> is not a valid random stream.
VSL_ERROR_BAD_UPDATE	Callback function for an abstract BRNG returns an invalid number of updated entries in a buffer, that is, < 0 or $> nmax$.
VSL_ERROR_NO_NUMBERS	Callback function for an abstract BRNG returns 0 as the number of updated entries in a buffer.
VSL_ERROR_SKIPAHEAD_UNSUPPORTED	Period of the generator has been exceeded.

Exponential

Generates exponentially distributed random numbers.

Syntax

Fortran:

```
status = vsrngexponential( method, stream, n, r, a, beta )
status = vdrngexponential( method, stream, n, r, a, beta )
```

C:

```
status = vsRngExponential( method, stream, n, r, a, beta );
status = vdRngExponential( method, stream, n, r, a, beta );
```

Input Parameters

Name	Type	Description
<i>method</i>	FORTTRAN 77: INTEGER	Generation method. The specific values are as follows: VSL_METHOD_SEXPONENTIAL_ICDF VSL_METHOD_DEXPONENTIAL_ICDF VSL_METHOD_SEXPONENTIAL_ICDF_ACCURATE VSL_METHOD_DEXPONENTIAL_ICDF_ACCURATE Inverse cumulative distribution function method
	Fortran 90: INTEGER, INTENT (IN)	
	C: const int	
<i>stream</i>	FORTTRAN 77: INTEGER*4 stream(2)	FORTTRAN: Descriptor of the stream state structure. C: Pointer to the stream state structure
	Fortran 90: TYPE (VSL_STREAM_STATE), INTENT (IN)	
	C: VSLStreamStatePtr	

Name	Type	Description
<i>n</i>	FORTRAN 77: INTEGER Fortran 90: INTEGER, INTENT (IN) C: const int	Number of random values to be generated
<i>a</i>	FORTRAN 77: REAL for vsrngexponential DOUBLE PRECISION for vdrngexponential Fortran 90: REAL, INTENT (IN) for vsrngexponential DOUBLE PRECISION, INTENT (IN) for vdrngexponential C: const float for vsRngExponential C: const double for vdRngExponential	Displacement <i>a</i>
<i>beta</i>	FORTRAN 77: REAL for vsrngexponential DOUBLE PRECISION for vdrngexponential Fortran 90: REAL, INTENT (IN) for vsrngexponential DOUBLE PRECISION, INTENT (IN) for vdrngexponential C: const float for vsRngExponential	Scalefactor β .

Name	Type	Description
	<code>const double</code> for <code>vdRngExponential</code>	

Output Parameters

Name	Type	Description
r	FORTRAN 77: <code>REAL</code> for <code>vsrngexponential</code> <code>DOUBLE PRECISION</code> for <code>vdrngexponential</code> Fortran 90: <code>REAL</code> , <code>INTENT(OUT)</code> for <code>vsrngexponential</code> <code>DOUBLE PRECISION</code> , <code>INTENT(OUT)</code> for <code>vdrngexponential</code> C: <code>float*</code> for <code>vsRngExponential</code> <code>double*</code> for <code>vdRngExponential</code>	Vector of n exponentially distributed random numbers

Description

This function is declared in `mkl_vsl.f77` for FORTRAN 77 interface, in `mkl_vsl.fi` for Fortran 90 interface, and in `mkl_vsl_functions.h` for C interface.

The function generates random numbers with exponential distribution that has displacement a and scalefactor β , where $a, \beta \in \mathbb{R} ; \beta > 0$.

The probability density function is given by:

$$f_{a,\beta}(x) = \begin{cases} \frac{1}{\beta} \exp(-(x-a)/\beta), & x \geq a \\ 0, & x < a \end{cases}, -\infty < x < +\infty.$$

The cumulative distribution function is as follows:

$$F_{a,\beta}(x) = \begin{cases} 1 - \exp(-(x-a)/\beta), & x \geq a \\ 0, & x < a \end{cases}, -\infty < x < +\infty.$$

Return Values

VSL_ERROR_OK, VSL_STATUS_OK

Indicates no error, execution is successful.

VSL_ERROR_NULL_PTR

stream is a NULL pointer.

VSL_ERROR_BAD_STREAM

stream is not a valid random stream.

VSL_ERROR_BAD_UPDATE

Callback function for an abstract BRNG returns an invalid number of updated entries in a buffer, that is, < 0 or $> n_{\max}$.

VSL_ERROR_NO_NUMBERS

Callback function for an abstract BRNG returns 0 as the number of updated entries in a buffer.

VSL_ERROR_SKIPAHEAD_UNSUPPORTED

Period of the generator has been exceeded.

Laplace

Generates random numbers with Laplace distribution.

Syntax

Fortran:

```
status = vsrnglaplace( method, stream, n, r, a, beta )
```

```
status = vdrnglaplace( method, stream, n, r, a, beta )
```


C:

```
status = vsRngLaplace( method, stream, n, r, a, beta );  
status = vdRngLaplace( method, stream, n, r, a, beta );
```

Input Parameters

Name	Type	Description
<i>method</i>	FORTRAN 77: INTEGER Fortran 90: INTEGER, INTENT (IN) C: const int	Generation method. The specific values are as follows: VSL_METHOD_SLAPLACE_ICDF VSL_METHOD_DLAPLACE_ICDF Inverse cumulative distribution function method
<i>stream</i>	FORTRAN 77: INTEGER*4 stream(2) Fortran 90: TYPE (VSL_STREAM_STATE), INTENT (IN) C: VSLStreamStatePtr	FORTRAN: Descriptor of the stream state structure. C: Pointer to the stream state structure
<i>n</i>	FORTRAN 77: INTEGER Fortran 90: INTEGER, INTENT (IN) C: const int	Number of random values to be generated
<i>a</i>	FORTRAN 77: REAL for vsrnglaplace DOUBLE PRECISION for vdrnglaplace Fortran 90: REAL, INTENT (IN) for vsrnglaplace	Mean value <i>a</i>

Name	Type	Description
	DOUBLE PRECISION, INTENT(IN) for vdrnglaplace C: const float for vsRngLaplace const double for vdRngLaplace	
<i>beta</i>	FORTRAN 77: REAL for vsrnglaplace DOUBLE PRECISION for vdrnglaplace Fortran 90: REAL, INTENT(IN) for vsrnglaplace DOUBLE PRECISION, INTENT(IN) for vdrnglaplace C: const float for vsRngLaplace const double for vdRngLaplace	Scalefactor β .

Output Parameters

Name	Type	Description
<i>r</i>	FORTRAN 77: REAL for vsrnglaplace DOUBLE PRECISION for vdrnglaplace	Vector of <i>n</i> Laplace distributed random numbers

Name	Type	Description
	Fortran 90: REAL, INTENT (OUT) for vsrnglaplace DOUBLE PRECISION, INTENT (OUT) for vdrnglaplace C: float* for vsRngLaplace double* for vdRngLaplace	

Description

This function is declared in `mkl_vsl.f77` for FORTRAN 77 interface, in `mkl_vsl.fi` for Fortran 90 interface, and in `mkl_vsl_functions.h` for C interface.

The function generates random numbers with Laplace distribution with mean value (or average) a and scalefactor β , where $a, \beta \in R ; \beta > 0$. The scalefactor value determines the standard deviation as

$$\sigma = \beta\sqrt{2}$$

The probability density function is given by:

$$f_{a,\beta}(x) = \frac{1}{\sqrt{2\beta}} \exp\left(-\frac{|x-a|}{\beta}\right), -\infty < x < +\infty.$$

The cumulative distribution function is as follows:

$$f_{a,\beta}(x) = \begin{cases} \frac{1}{2} \exp\left(-\frac{|x-a|}{\beta}\right), & x \geq a \\ 1 - \frac{1}{2} \exp\left(-\frac{|x-a|}{\beta}\right), & x < a \end{cases}, -\infty < x < +\infty.$$

Return Values

VSL_ERROR_OK, VSL_STATUS_OK

Indicates no error, execution is successful.

VSL_ERROR_NULL_PTR

stream is a NULL pointer.

VSL_ERROR_BAD_STREAM

stream is not a valid random stream.

VSL_ERROR_BAD_UPDATE

Callback function for an abstract BRNG returns an invalid number of updated entries in a buffer, that is, < 0 or $> n_{\max}$.

VSL_ERROR_NO_NUMBERS

Callback function for an abstract BRNG returns 0 as the number of updated entries in a buffer.

VSL_ERROR_SKIPAHEAD_UNSUPPORTED

Period of the generator has been exceeded.

Weibull

Generates Weibull distributed random numbers.

Syntax

Fortran:

```
status = vsrngweibull( method, stream, n, r, alpha, a, beta )
```

```
status = vdrngweibull( method, stream, n, r, alpha, a, beta )
```

C:

```
status = vsRngWeibull( method, stream, n, r, alpha, a, beta );
```

```
status = vdRngWeibull( method, stream, n, r, alpha, a, beta );
```

Input Parameters

Name	Type	Description
<i>method</i>	FORTRAN 77: INTEGER Fortran 90: INTEGER, INTENT (IN) C: const int	Generation method. The specific values are as follows: VSL_METHOD_SWEIBULL_ICDF VSL_METHOD_DWEIBULL_ICDF VSL_METHOD_SWEIBULL_ICDF_ACCURATE VSL_METHOD_DWEIBULL_ICDF_ACCURATE Inverse cumulative distribution function method
<i>stream</i>	FORTRAN 77: INTEGER*4 stream(2) Fortran 90: TYPE (VSL_STREAM_STATE), INTENT (IN) C: VSLStreamStatePtr	FORTRAN: Descriptor of the stream state structure. C: Pointer to the stream state structure
<i>n</i>	FORTRAN 77: INTEGER Fortran 90: INTEGER, INTENT (IN) C: const int	Number of random values to be generated
<i>alpha</i>	FORTRAN 77: REAL for vsrngweibull DOUBLE PRECISION for vdrngweibull Fortran 90: REAL, INTENT (IN) for vsrngweibull DOUBLE PRECISION, INTENT (IN) for vdrngweibull	Shape α .

Name	Type	Description
	C: const float for vsRngWeibull const double for vdRngWeibull	
<i>a</i>	FORTTRAN 77: REAL for vsrngweibull DOUBLE PRECISION for vdrngweibull Fortran 90: REAL, INTENT(IN) for vsrngweibull DOUBLE PRECISION, INTENT(IN) for vdrngweibull C: const float for vsRngWeibull const double for vdRngWeibull	Displacement <i>a</i>
<i>beta</i>	FORTTRAN 77: REAL for vsrngweibull DOUBLE PRECISION for vdrngweibull Fortran 90: REAL, INTENT(IN) for vsrngweibull DOUBLE PRECISION, INTENT(IN) for vdrngweibull C: const float for vsRngWeibull	Scalefactor β .

Name	Type	Description
	<code>const double</code> for <code>vdRngWeibull</code>	

Output Parameters

Name	Type	Description
r	FORTRAN 77: <code>REAL</code> for <code>vsrngweibull</code> <code>DOUBLE PRECISION</code> for <code>vdrngweibull</code> Fortran 90: <code>REAL</code> , <code>INTENT(OUT)</code> for <code>vsrngweibull</code> <code>DOUBLE PRECISION</code> , <code>INTENT(OUT)</code> for <code>vdrngweibull</code> C: <code>float*</code> for <code>vsRngWeibull</code> <code>double*</code> for <code>vdRngWeibull</code>	Vector of n Weibull distributed random numbers

Description

This function is declared in `mkl_vsl.f77` for FORTRAN 77 interface, in `mkl_vsl.fi` for Fortran 90 interface, and in `mkl_vsl_functions.h` for C interface.

The function generates Weibull distributed random numbers with displacement a , scalefactor β , and shape α , where $\alpha, \beta, a \in \mathbb{R}$; $\alpha > 0, \beta > 0$.

The probability density function is given by:

$$f_{a,\alpha,\beta}(x) = \begin{cases} \frac{\alpha}{\beta^\alpha} (x - a)^{\alpha-1} \exp\left(-\left(\frac{x - a}{\beta}\right)^\alpha\right), & x \geq a \\ 0, & x < a \end{cases}$$

The cumulative distribution function is as follows:

$$F_{a,\alpha,\beta}(x) = \begin{cases} 1 - \exp\left(-\left(\frac{x - a}{\beta}\right)^\alpha\right), & x \geq a \\ 0, & x < a \end{cases}, -\infty < x < +\infty.$$

Return Values

VSL_ERROR_OK, VSL_STATUS_OK

Indicates no error, execution is successful.

VSL_ERROR_NULL_PTR

stream is a NULL pointer.

VSL_ERROR_BAD_STREAM

stream is not a valid random stream.

VSL_ERROR_BAD_UPDATE

Callback function for an abstract BRNG returns an invalid number of updated entries in a buffer, that is, < 0 or $> n_{\max}$.

VSL_ERROR_NO_NUMBERS

Callback function for an abstract BRNG returns 0 as the number of updated entries in a buffer.

VSL_ERROR_SKIPAHEAD_UNSUPPORTED

Period of the generator has been exceeded.

Cauchy

Generates Cauchy distributed random values.

Syntax

Fortran:

```
status = vsrngcauchy( method, stream, n, r, a, beta )
status = vdrngcauchy( method, stream, n, r, a, beta )
```

C:

```
status = vsRngCauchy( method, stream, n, r, a, beta );
status = vdRngCauchy( method, stream, n, r, a, beta );
```

Input Parameters

Name	Type	Description
<i>method</i>	FORTTRAN 77: INTEGER Fortran 90: INTEGER, INTENT (IN) C: const int	Generation method. The specific values are as follows: VSL_METHOD_SCAUCHY_ICDF VSL_METHOD_DCAUCHY_ICDF Inverse cumulative distribution function method
<i>stream</i>	FORTTRAN 77: INTEGER*4 stream(2) Fortran 90: TYPE (VSL_STREAM_STATE), INTENT (IN) C: VSLStreamStatePtr	FORTTRAN: Descriptor of the stream state structure. C: Pointer to the stream state structure
<i>n</i>	FORTTRAN 77: INTEGER Fortran 90: INTEGER, INTENT (IN) C: const int	Number of random values to be generated

Name	Type	Description
<i>a</i>	FORTTRAN 77: REAL for vsrngcauchy	Displacement a .
	DOUBLE PRECISION for vdrngcauchy	
	Fortran 90: REAL, INTENT (IN) for vsrngcauchy	
	DOUBLE PRECISION, INTENT (IN) for vdrngcauchy	
	C: const float for vsRngCauchy const double for vdRngCauchy	
<i>beta</i>	FORTTRAN 77: REAL for vsrngcauchy	Scalefactor β .
	DOUBLE PRECISION for vdrngcauchy	
	Fortran 90: REAL, INTENT (IN) for vsrngcauchy	
	DOUBLE PRECISION, INTENT (IN) for vdrngcauchy	
	C: const float for vsRngCauchy const double for vdRngCauchy	

Output Parameters

Name	Type	Description
r	FORTRAN 77: REAL for vsrngcauchy DOUBLE PRECISION for vdrngcauchy Fortran 90: REAL, INTENT (OUT) for vsrngcauchy DOUBLE PRECISION, INTENT (OUT) for vdrngcauchy C: float* for vsRngCauchy double* for vdRngCauchy	Vector of n Cauchy distributed random numbers

Description

This function is declared in `mk1_vs1.f77` for FORTRAN 77 interface, in `mk1_vs1.fi`

The function generates Cauchy distributed random numbers with displacement a and scalefactor β , where $a, \beta \in R ; \beta > 0$.

The probability density function is given by:

$$f_{a,\beta}(x) = \frac{1}{\pi\beta \left(1 + \left(\frac{x - a}{\beta}\right)^2\right)}, -\infty < x < +\infty.$$

The cumulative distribution function is as follows:

$$F_{a,\beta}(x) = \frac{1}{2} + \frac{1}{\pi} \arctan \left(\frac{x - a}{\beta} \right), -\infty < x < +\infty.$$

Return Values

VSL_ERROR_OK, VSL_STATUS_OK	Indicates no error, execution is successful.
VSL_ERROR_NULL_PTR	<i>stream</i> is a NULL pointer.
VSL_ERROR_BAD_STREAM	<i>stream</i> is not a valid random stream.
VSL_ERROR_BAD_UPDATE	Callback function for an abstract BRNG returns an invalid number of updated entries in a buffer, that is, < 0 or $> nmax$.
VSL_ERROR_NO_NUMBERS	Callback function for an abstract BRNG returns 0 as the number of updated entries in a buffer.
VSL_ERROR_SKIPAHEAD_UNSUPPORTED	Period of the generator has been exceeded.

Rayleigh

Generates Rayleigh distributed random values.

Syntax

Fortran:

```
status = vsrngrayleigh( method, stream, n, r, a, beta )
status = vdrnggrayleigh( method, stream, n, r, a, beta )
```

C:

```
status = vsRngRayleigh( method, stream, n, r, a, beta );
status = vdRngRayleigh( method, stream, n, r, a, beta );
```

Input Parameters

Name	Type	Description
<i>method</i>	FORTRAN 77: INTEGER Fortran 90: INTEGER, INTENT (IN) C: const int	Generation method. The specific values are as follows: VSL_METHOD_SRAYLEIGH_ICDF VSL_METHOD_DRAYLEIGH_ICDF VSL_METHOD_SRAYLEIGH_ICDF_ACCURATE VSL_METHOD_DRAYLEIGH_ICDF_ACCURATE Inverse cumulative distribution function method
<i>stream</i>	FORTRAN 77: INTEGER*4 stream(2) Fortran 90: TYPE (VSL_STREAM_STATE), INTENT (IN) C: VSLStreamStatePtr	FORTRAN: Descriptor of the stream state structure. C: Pointer to the stream state structure
<i>n</i>	FORTRAN 77: INTEGER Fortran 90: INTEGER, INTENT (IN) C: const int	Number of random values to be generated
<i>a</i>	FORTRAN 77: REAL for vsrngrayleigh DOUBLE PRECISION for vdrngrayleigh Fortran 90: REAL, INTENT (IN) for vsrngrayleigh DOUBLE PRECISION, INTENT (IN) for vdrngrayleigh	Displacement <i>a</i>

Name	Type	Description
	C: const float for vsRngRayleigh const double for vdRngRayleigh	
<i>beta</i>	FORTTRAN 77: REAL for vsrnggrayleigh DOUBLE PRECISION for vdrngrayleigh Fortran 90: REAL, INTENT(IN) for vsrnggrayleigh DOUBLE PRECISION, INTENT(IN) for vdrngrayleigh C: const float for vsRngRayleigh const double for vdRngRayleigh	Scalefactor β .

Output Parameters

Name	Type	Description
<i>r</i>	FORTTRAN 77: REAL for vsrnggrayleigh DOUBLE PRECISION for vdrngrayleigh Fortran 90: REAL, INTENT(OUT) for vsrnggrayleigh	Vector of n Rayleigh distributed random numbers

Name	Type	Description
------	------	-------------

	DOUBLE PRECISION, INTENT (OUT) for vdrngrayleigh	
C:	float* for vsRngRayleigh double* for vdRngRayleigh	

Description

This function is declared in `mk1_vsl.f77` for FORTRAN 77 interface, in `mk1_vsl.fi` for Fortran 90 interface, and in `mk1_vsl_functions.h` for C interface.

The function generates Rayleigh distributed random numbers with displacement a and scalefactor β , where $a, \beta \in \mathbb{R} ; \beta > 0$.

Rayleigh distribution is a special case of [Weibull](#) distribution, where the shape parameter $\alpha = 2$.

The probability density function is given by:

$$f_{a,\beta}(x) = \begin{cases} \frac{2(x-a)}{\beta^2} \exp\left(-\frac{(x-a)^2}{\beta^2}\right), & x \geq a \\ 0, & x < a \end{cases}, -\infty < x < +\infty.$$

The cumulative distribution function is as follows:

$$F_{a,\beta}(x) = \begin{cases} 1 - \exp\left(-\frac{(x-a)^2}{\beta^2}\right), & x \geq a \\ 0, & x < a \end{cases}, -\infty < x < +\infty.$$

Return Values

VSL_ERROR_OK, VSL_STATUS_OK	Indicates no error, execution is successful.
VSL_ERROR_NULL_PTR	<i>stream</i> is a NULL pointer.
VSL_ERROR_BAD_STREAM	<i>stream</i> is not a valid random stream.
VSL_ERROR_BAD_UPDATE	Callback function for an abstract BRNG returns an invalid number of updated entries in a buffer, that is, < 0 or $> nmax$.
VSL_ERROR_NO_NUMBERS	Callback function for an abstract BRNG returns 0 as the number of updated entries in a buffer.
VSL_ERROR_SKIPAHEAD_UNSUPPORTED	Period of the generator has been exceeded.

Lognormal

Generates lognormally distributed random numbers.

Syntax

Fortran:

```
status = vsrnglognormal( method, stream, n, r, a, sigma, b, beta )
status = vdrnglognormal( method, stream, n, r, a, sigma, b, beta )
```

C:

```
status = vsRngLognormal( method, stream, n, r, a, sigma, b, beta );
status = vdRngLognormal( method, stream, n, r, a, sigma, b, beta );
```


Input Parameters

Name	Type	Description
<i>method</i>	FORTRAN 77: INTEGER Fortran 90: INTEGER, INTENT (IN) C: const int	Generation method. The specific values are as follows: VSL_METHOD_SLOGNORMAL_BOXMULLER2 VSL_METHOD_DLOGNORMAL_BOXMULLER2 VSL_METHOD_SLOGNORMAL_BOXMULLER2_ACCURATE VSL_METHOD_DLOGNORMAL_BOXMULLER2_ACCURATE Inverse cumulative distribution function method
<i>stream</i>	FORTRAN 77: INTEGER*4 stream(2) Fortran 90: TYPE (VSL_STREAM_STATE), INTENT (IN) C: VSLStreamStatePtr	FORTRAN: Descriptor of the stream state structure. C: Pointer to the stream state structure
<i>n</i>	FORTRAN 77: INTEGER Fortran 90: INTEGER, INTENT (IN) C: const int	Number of random values to be generated
<i>a</i>	FORTRAN 77: REAL for vsrnglognormal DOUBLE PRECISION for vdrnglognormal Fortran 90: REAL, INTENT (IN) for vsrnglognormal DOUBLE PRECISION, INTENT (IN) for vdrnglognormal	Average <i>a</i> of the subject normal distribution

Name	Type	Description
	C: const float for vsRngLognormal const double for vdRngLognormal	
<i>sigma</i>	FORTRAN 77: REAL for vsrnglognormal DOUBLE PRECISION for vdrnglognormal Fortran 90: REAL, INTENT(IN) for vsrnglognormal DOUBLE PRECISION, INTENT(IN) for vdrnglognormal C: const float for vsRngLognormal const double for vdRngLognormal	Standard deviation σ of the subject normal distribution
<i>b</i>	FORTRAN 77: REAL for vsrnglognormal DOUBLE PRECISION for vdrnglognormal Fortran 90: REAL, INTENT(IN) for vsrnglognormal DOUBLE PRECISION, INTENT(IN) for vdrnglognormal C: const float for vsRngLognormal	Displacement <i>b</i>

Name	Type	Description
	const double for vdRngLognormal	
<i>beta</i>	FORTRAN 77: REAL for vsrnglognormal DOUBLE PRECISION for vdrnglognormal Fortran 90: REAL, INTENT (IN) for vsrnglognormal DOUBLE PRECISION, INTENT (IN) for vdrnglognormal C: const float for vsRngLognormal const double for vdRngLognormal	Scalefactor β .

Output Parameters

Name	Type	Description
<i>r</i>	FORTRAN 77: REAL for vsrnglognormal DOUBLE PRECISION for vdrnglognormal Fortran 90: REAL, INTENT (OUT) for vsrnglognormal DOUBLE PRECISION, INTENT (OUT) for vdrnglognormal	Vector of n lognormally distributed random numbers

Name	Type	Description
------	------	-------------

	C: float* for vsRngLognormal	
	double* for vdRngLognormal	

Description

This function is declared in `mkl_vsl.f77` for FORTRAN 77 interface, in `mkl_vsl.fi` for Fortran 90 interface, and in `mkl_vsl_functions.h` for C interface.

The function generates lognormally distributed random numbers with average of distribution a and standard deviation σ of subject normal distribution, displacement b , and scalefactor β , where $a, \sigma, b, \beta \in \mathbb{R}$; $\sigma > 0$, $\beta > 0$.

The probability density function is given by:

$$f_{a,\sigma,b,\beta}(x) = \begin{cases} \frac{1}{\sigma(x-b)\sqrt{2\pi}} \exp\left(-\frac{[\ln((x-b)/\beta) - a]^2}{2\sigma^2}\right), & x > b \\ 0, & x \leq b \end{cases}$$

The cumulative distribution function is as follows:

$$F_{a,\sigma,b,\beta}(x) = \begin{cases} \Phi((\ln((x-b)/\beta) - a)/\sigma), & x > b \\ 0, & x \leq b \end{cases}$$

Return Values

VSL_ERROR_OK, VSL_STATUS_OK
VSL_ERROR_NULL_PTR
VSL_ERROR_BAD_STREAM

Indicates no error, execution is successful.
stream is a NULL pointer.
stream is not a valid random stream.

VSL_ERROR_BAD_UPDATE	Callback function for an abstract BRNG returns an invalid number of updated entries in a buffer, that is, < 0 or $> n_{\max}$.
VSL_ERROR_NO_NUMBERS	Callback function for an abstract BRNG returns 0 as the number of updated entries in a buffer.
VSL_ERROR_SKIPAHEAD_UNSUPPORTED	Period of the generator has been exceeded.

Gumbel

Generates Gumbel distributed random values.

Syntax

Fortran:

```
status = vsrnggumbel( method, stream, n, r, a, beta )
status = vdrnggumbel( method, stream, n, r, a, beta )
```

C:

```
status = vsRngGumbel( method, stream, n, r, a, beta );
status = vdRngGumbel( method, stream, n, r, a, beta );
```

Input Parameters

Name	Type	Description
<i>method</i>	FORTTRAN 77: INTEGER	Generation method. The specific values are as follows: VSL_METHOD_SGUMBEL_ICDF VSL_METHOD_DGUMBEL_ICDF Inverse cumulative distribution function method
	Fortran 90: INTEGER, INTENT (IN)	
	C: const int	
<i>stream</i>	FORTTRAN 77: INTEGER*4 stream(2)	FORTTRAN: Descriptor of the stream state structure C: Pointer to the stream state structure
	Fortran 90: TYPE (VSL_STREAM_STATE), INTENT (IN)	

Name	Type	Description
	C: VSLStreamStatePtr	
<i>n</i>	FORTRAN 77: INTEGER Fortran 90: INTEGER, INTENT (IN) C: const int	Number of random values to be generated
<i>a</i>	FORTRAN 77: REAL for vsrnggumbel DOUBLE PRECISION for vdrnggumbel Fortran 90: REAL, INTENT (IN) for vsrnggumbel DOUBLE PRECISION, INTENT (IN) for vdrnggumbel C: const float for vsRngGumbel const double for vdRngGumbel	Displacement <i>a</i> .
<i>beta</i>	FORTRAN 77: REAL for vsrnggumbel DOUBLE PRECISION for vdrnggumbel Fortran 90: REAL, INTENT (IN) for vsrnggumbel DOUBLE PRECISION, INTENT (IN) for vdrnggumbel	Scalefactor β .

Name	Type	Description
	C: const float for vsRngGumbel	
	const double for vdRngGumbel	

Output Parameters

Name	Type	Description
r	FORTRAN 77: REAL for vsrnggumbel DOUBLE PRECISION for vdrnggumbel Fortran 90: REAL, INTENT(OUT) for vsrnggumbel DOUBLE PRECISION, INTENT(OUT) for vdrnggumbel C: float* for vsRngGumbel double* for vdRngGumbel	Vector of n random numbers with Gumbel distribution

Description

This function is declared in `mkl_vsl.f77` for FORTRAN 77 interface, in `mkl_vsl.fi` for Fortran 90 interface, and in `mkl_vsl_functions.h` for C interface.

The function generates Gumbel distributed random numbers with displacement a and scalefactor β , where $a, \beta \in R$; $\beta > 0$.

The probability density function is given by:

$$f_{a,\beta}(x) = \left\{ \frac{1}{\beta} \exp\left(\frac{x-a}{\beta}\right) \exp(-\exp((x-a)/\beta)), -\infty < x < +\infty \right.$$

The cumulative distribution function is as follows:

$$F_{a,\beta}(x) = 1 - \exp(-\exp((x-a)/\beta)), -\infty < x < +\infty$$

Return Values

VSL_ERROR_OK, VSL_STATUS_OK	Indicates no error, execution is successful.
VSL_ERROR_NULL_PTR	<i>stream</i> is a NULL pointer.
VSL_ERROR_BAD_STREAM	<i>stream</i> is not a valid random stream.
VSL_ERROR_BAD_UPDATE	Callback function for an abstract BRNG returns an invalid number of updated entries in a buffer, that is, < 0 or > nmax.
VSL_ERROR_NO_NUMBERS	Callback function for an abstract BRNG returns 0 as the number of updated entries in a buffer.
VSL_ERROR_SKIPAHEAD_UNSUPPORTED	Period of the generator has been exceeded.

Gamma

Generates gamma distributed random values.

Syntax

Fortran:

```
status = vsrnggamma( method, stream, n, r, alpha, a, beta )
status = vdrnggamma( method, stream, n, r, alpha, a, beta )
```

C:

```
status = vsRngGamma( method, stream, n, r, alpha, a, beta );
status = vdRngGamma( method, stream, n, r, alpha, a, beta );
```


Input Parameters

Name	Type	Description
<i>method</i>	FORTTRAN 77: INTEGER Fortran 90: INTEGER, INTENT (IN) C: const int	Generation method. The specific values are as follows: VSL_METHOD_SGAMMA_GNORM VSL_METHOD_DGAMMA_GNORM VSL_METHOD_SGAMMA_GNORM_ACCURATE VSL_METHOD_DGAMMA_GNORM_ACCURATE Acceptance/rejection method using random numbers with Gaussian distribution. See brief description of the method GNORM in Table 10-1
<i>stream</i>	FORTTRAN 77: INTEGER*4 stream(2) Fortran 90: TYPE (VSL_STREAM_STATE), INTENT (IN) C: VSLStreamStatePtr	FORTTRAN: Descriptor of the stream state structure C: Pointer to the stream state structure
<i>n</i>	FORTTRAN 77: INTEGER Fortran 90: INTEGER, INTENT (IN) C: const int	Number of random values to be generated
<i>alpha</i>	FORTTRAN 77: REAL for vsrnggamma DOUBLE PRECISION for vdrnggamma Fortran 90: REAL, INTENT (IN) for vsrnggamma DOUBLE PRECISION, INTENT (IN) for vdrnggamma	Shape α .

Name	Type	Description
	C: const float for vsRngGamma const double for vdRngGamma	
<i>a</i>	FORTRAN 77: REAL for vsrnggamma DOUBLE PRECISION for vdrnggamma Fortran 90: REAL, INTENT (IN) for vsrnggamma DOUBLE PRECISION, INTENT (IN) for vdrnggamma C: const float for vsRngGamma const double for vdRngGamma	Displacement a .
<i>beta</i>	FORTRAN 77: REAL for vsrnggamma DOUBLE PRECISION for vdrnggamma Fortran 90: REAL, INTENT (IN) for vsrnggamma DOUBLE PRECISION, INTENT (IN) for vdrnggamma C: const float for vsRngGamma const double for vdRngGamma	Scalefactor β .

Output Parameters

Name	Type	Description
r	FORTRAN 77: REAL for vsrnggamma DOUBLE PRECISION for vdrnggamma Fortran 90: REAL, INTENT (OUT) for vsrnggamma DOUBLE PRECISION, INTENT (OUT) for vdrnggamma C: float* for vsRngGamma double* for vdRngGamma	Vector of n random numbers with gamma distribution

Description

This function is declared in `mkl_vsl.f77` for FORTRAN 77 interface, in `mkl_vsl.fi` for Fortran 90 interface, and in `mkl_vsl_functions.h` for C interface.

The function generates random numbers with gamma distribution that has shape parameter α , displacement a , and scale parameter β , where α, β , and $a \in R$; $\alpha > 0$, $\beta > 0$.

The probability density function is given by:

$$f_{\alpha,a,\beta}(x) = \begin{cases} \frac{1}{\Gamma(\alpha)\beta^\alpha} (x - a)^{\alpha-1} e^{-(x-a)/\beta}, & x \geq a \\ 0, & x < a \end{cases}, -\infty < x < +\infty$$

where $\Gamma(\alpha)$ is the complete gamma function.

The cumulative distribution function is as follows:

$$F_{\alpha, \beta}(x) = \begin{cases} \int_a^x \frac{1}{\Gamma(\alpha)\beta^\alpha} (y - a)^{\alpha-1} e^{-(y-a)/\beta} dy, & x \geq a \\ 0, & x < a \end{cases}, -\infty < x < +\infty$$

Return Values

VSL_ERROR_OK, VSL_STATUS_OK	Indicates no error, execution is successful.
VSL_ERROR_NULL_PTR	<i>stream</i> is a NULL pointer.
VSL_ERROR_BAD_STREAM	<i>stream</i> is not a valid random stream.
VSL_ERROR_BAD_UPDATE	Callback function for an abstract BRNG returns an invalid number of updated entries in a buffer, that is, < 0 or > nmax.
VSL_ERROR_NO_NUMBERS	Callback function for an abstract BRNG returns 0 as the number of updated entries in a buffer.
VSL_ERROR_SKIPAHEAD_UNSUPPORTED	Period of the generator has been exceeded.

Beta

Generates beta distributed random values.

Syntax

Fortran:

```
status = vsrngbeta( method, stream, n, r, p, q, a, beta )
status = vdrngbeta( method, stream, n, r, p, q, a, beta )
```

C:

```
status = vsRngBeta( method, stream, n, r, p, q, a, beta );
status = vdRngBeta( method, stream, n, r, p, q, a, beta );
```

Input Parameters

Name	Type	Description
<i>method</i>	FORTRAN 77: INTEGER Fortran 90: INTEGER, INTENT (IN) C: const int	Generation method. The specific values are as follows: VSL_METHOD_SBETA_CJA VSL_METHOD_DBETA_CJA VSL_METHOD_SBETA_CJA_ACCURATE VSL_METHOD_DBETA_CJA_ACCURATE See brief description of the method CJA in Table 10-1
<i>stream</i>	FORTRAN 77: INTEGER*4 stream(2) Fortran 90: TYPE (VSL_STREAM_STATE), INTENT (IN) C: VSLStreamStatePtr	FORTRAN: Descriptor of the stream state structure C: Pointer to the stream state structure
<i>n</i>	FORTRAN 77: INTEGER Fortran 90: INTEGER, INTENT (IN) C: const int	Number of random values to be generated
<i>p</i>	FORTRAN 77: REAL for vsrngbeta DOUBLE PRECISION for vdrngbeta Fortran 90: REAL, INTENT (IN) for vsrngbeta DOUBLE PRECISION, INTENT (IN) for vdrngbeta	Shape <i>p</i>

Name	Type	Description
	C: const float for vsRngBeta const double for vdRngBeta	
q	FORTRAN 77: REAL for vsrngbeta DOUBLE PRECISION for vdrngbeta Fortran 90: REAL, INTENT(IN) for vsrngbeta DOUBLE PRECISION, INTENT(IN) for vdrngbeta C: const float for vsRngBeta const double for vdRngBeta	Shape q
a	FORTRAN 77: REAL for vsrngbeta DOUBLE PRECISION for vdrngbeta Fortran 90: REAL, INTENT(IN) for vsrngbeta DOUBLE PRECISION, INTENT(IN) for vdrngbeta C: const float for vsRngBeta const double for vdRngBeta	Displacement a .

Name	Type	Description
<i>beta</i>	FORTRAN 77: REAL for vsrngbeta DOUBLE PRECISION for vdrngbeta Fortran 90: REAL, INTENT(IN) for vsrngbeta DOUBLE PRECISION, INTENT(IN) for vdrngbeta C: const float for vsRngBeta const double for vdRngBeta	Scalefactor β .

Output Parameters

Name	Type	Description
<i>r</i>	FORTRAN 77: REAL for vsrngbeta DOUBLE PRECISION for vdrngbeta Fortran 90: REAL, INTENT(OUT) for vsrngbeta DOUBLE PRECISION, INTENT(OUT) for vdrngbeta C: float* for vsRngBeta double* for vdRngBeta	Vector of n random numbers with beta distribution

Description

This function is declared in `mk1_vs1.f77` for FORTRAN 77 interface, in `mk1_vs1.fi`

The function generates random numbers with beta distribution that has shape parameters p and q , displacement a , and scale parameter β , where p, q, a , and $\beta \in \mathbb{R}$; $p > 0$, $q > 0$, $\beta > 0$.

The probability density function is given by:

$$f_{p,q,a,\beta}(x) = \begin{cases} \frac{1}{B(p, q)\beta^{p+q-1}} (x - a)^{p-1} (\beta + a - x)^{q-1}, & a \leq x < a + \beta \\ 0, & x < a, x \geq a + \beta \end{cases}, -\infty < x < \infty,$$

where $B(p, q)$ is the complete beta function.

The cumulative distribution function is as follows:

$$F_{p,q,a,\beta}(x) = \begin{cases} 0, & x < a \\ \int_a^x \frac{1}{B(p, q)\beta^{p+q-1}} (y - a)^{p-1} (\beta + a - y)^{q-1} dy, & a \leq x < a + \beta \\ 1, & x \geq a + \beta \end{cases}, -\infty < x < \infty.$$

Return Values

VSL_ERROR_OK, VSL_STATUS_OK	Indicates no error, execution is successful.
VSL_ERROR_NULL_PTR	<i>stream</i> is a NULL pointer.
VSL_ERROR_BAD_STREAM	<i>stream</i> is not a valid random stream.
VSL_ERROR_BAD_UPDATE	Callback function for an abstract BRNG returns an invalid number of updated entries in a buffer, that is, < 0 or $> nmax$.
VSL_ERROR_NO_NUMBERS	Callback function for an abstract BRNG returns 0 as the number of updated entries in a buffer.
VSL_ERROR_SKIPAHEAD_UNSUPPORTED	Period of the generator has been exceeded.

Discrete Distributions

This section describes routines for generating random numbers with discrete distribution.

Uniform

Generates random numbers uniformly distributed over the interval $[a, b)$.

Syntax

Fortran:

```
status = virnguniform( method, stream, n, r, a, b )
```

C:

```
status = viRngUniform( method, stream, n, r, a, b );
```

Input Parameters

Name	Type	Description
<i>method</i>	FORTRAN 77: INTEGER	Generation method; dummy and set to 0 in case of uniform distribution. The specific value is as follows: VSL_METHOD_IUNIFORM_STD
	Fortran 90: INTEGER, INTENT (IN)	
	C: const int	Standard method. Currently there is only one method for this distribution generator.
<i>stream</i>	FORTRAN 77: INTEGER*4 stream(2)	FORTRAN: Descriptor of the stream state structure.
	Fortran 90: TYPE (VSL_STREAM_STATE), INTENT (IN)	C: Pointer to the stream state structure
	C: VSLStreamStatePtr	
<i>n</i>	FORTRAN 77: INTEGER	Number of random values to be generated
	Fortran 90: INTEGER, INTENT (IN)	
	C: const int	

Name	Type	Description
<i>a</i>	FORTRAN 77: INTEGER Fortran 90: INTEGER, INTENT (IN) C: const int	Left interval bound <i>a</i>
<i>b</i>	FORTRAN 77: INTEGER Fortran 90: INTEGER, INTENT (IN) C: const int	Right interval bound <i>b</i>

Output Parameters

Name	Type	Description
<i>r</i>	FORTRAN 77: INTEGER Fortran 90: INTEGER, INTENT (OUT) C: int*	Vector of <i>n</i> random numbers uniformly distributed over the interval $[a, b)$

Description

This function is declared in `mkl_vsl.f77` for FORTRAN 77 interface, in `mkl_vsl.fi` for Fortran 90 interface, and in `mkl_vsl_functions.h` for C interface.

The function generates random numbers uniformly distributed over the interval $[a, b)$, where *a*, *b* are the left and right bounds of the interval respectively, and $a, b \in \mathbb{Z}; a < b$.

The probability distribution is given by:

$$P(X = k) = \frac{1}{b - a}, k \in \{a, a + 1, \dots, b - 1\}.$$

The cumulative distribution function is as follows:

$$F_{a,b}(x) = \begin{cases} 0, & x < a \\ \frac{\lfloor x - a + 1 \rfloor}{b - a}, & a \leq x < b, x \in R. \\ 1, & x \geq b \end{cases}$$

Return Values

VSL_ERROR_OK, VSL_STATUS_OK	Indicates no error, execution is successful.
VSL_ERROR_NULL_PTR	<i>stream</i> is a NULL pointer.
VSL_ERROR_BAD_STREAM	<i>stream</i> is not a valid random stream.
VSL_ERROR_BAD_UPDATE	Callback function for an abstract BRNG returns an invalid number of updated entries in a buffer, that is, < 0 or $> n_{\max}$.
VSL_ERROR_NO_NUMBERS	Callback function for an abstract BRNG returns 0 as the number of updated entries in a buffer.
VSL_ERROR_SKIPAHEAD_UNSUPPORTED	Period of the generator has been exceeded.

UniformBits

Generates integer random values with uniform bit distribution.

Syntax

Fortran:

```
status = virnguniformbits( method, stream, n, r )
```

C:

```
status = viRngUniformBits( method, stream, n, r );
```

Input Parameters

Name	Type	Description
<i>method</i>	FORTRAN 77: INTEGER Fortran 90: INTEGER, INTENT (IN) C: const int	Generation method; dummy and set to 0. The specific value is as follows: VSL_METHOD_IUNIFORMBITS_STD Standard method. Currently there is only one method for this distribution generator.
<i>stream</i>	FORTRAN 77: INTEGER*4 stream(2) Fortran 90: TYPE (VSL_STREAM_STATE), INTENT (IN) C: VSLStreamStatePtr	FORTRAN: Descriptor of the stream state structure. C: Pointer to the stream state structure
<i>n</i>	FORTRAN 77: INTEGER Fortran 90: INTEGER, INTENT (IN) C: const int	Number of random values to be generated

Output Parameters

Name	Type	Description
<i>r</i>	FORTRAN 77: INTEGER Fortran 90: INTEGER, INTENT (OUT) C: unsigned int*	FORTRAN: Vector of <i>n</i> random integer numbers. If the <i>stream</i> was generated by a 64 or a 128-bit generator, each integer value is represented by two or four elements of <i>r</i> respectively. The number of bytes occupied by each integer is contained in the field <i>wordsize</i> of the structure VSL_BRNG_PROPERTIES. The total number of bits that are actually used to store the value are contained in the field <i>nbits</i> of the same structure. See Advanced Service Routines for a more detailed discussion of VSLBRngProperties.

Name	Type	Description
		C: Vector of n random integer numbers. If the <i>stream</i> was generated by a 64 or a 128-bit generator, each integer value is represented by two or four elements of r respectively. The number of bytes occupied by each integer is contained in the field <i>WordSize</i> of the structure <code>VSLBRngProperties</code> . The total number of bits that are actually used to store the value are contained in the field <i>NBits</i> of the same structure. See Advanced Service Routines for a more detailed discussion of <code>VSLBRngProperties</code> .

Description

This function is declared in `mkl_vsl.f77` for FORTRAN 77 interface, in `mkl_vsl.fi` for Fortran 90 interface, and in `mkl_vsl_functions.h` for C interface.

The function generates integer random values with uniform bit distribution. The generators of uniformly distributed numbers can be represented as recurrence relations over integer values in modular arithmetic. Apparently, each integer can be treated as a vector of several bits. In a truly random generator, these bits are random, while in pseudorandom generators this randomness can be violated. For example, a well known drawback of linear congruential generators is that lower bits are less random than higher bits (for example, see [Knuth81]). For this reason, care should be taken when using this function. Typically, in a 32-bit *LCG* only 24 higher bits of an integer value can be considered random. See [VSL Notes](#) for details.

Return Values

<code>VSL_ERROR_OK, VSL_STATUS_OK</code>	Indicates no error, execution is successful.
<code>VSL_ERROR_NULL_PTR</code>	<i>stream</i> is a NULL pointer.
<code>VSL_ERROR_BAD_STREAM</code>	<i>stream</i> is not a valid random stream.
<code>VSL_ERROR_BAD_UPDATE</code>	Callback function for an abstract BRNG returns an invalid number of updated entries in a buffer, that is, < 0 or $> nmax$.
<code>VSL_ERROR_NO_NUMBERS</code>	Callback function for an abstract BRNG returns 0 as the number of updated entries in a buffer.
<code>VSL_ERROR_SKIPAHEAD_UNSUPPORTED</code>	Period of the generator has been exceeded.

Bernoulli

Generates Bernoulli distributed random values.

Syntax

Fortran:

```
status = virngbernoulli( method, stream, n, r, p )
```

C:

```
status = viRngBernoulli( method, stream, n, r, p );
```

Input Parameters

Name	Type	Description
<i>method</i>	FORTRAN 77: INTEGER	Generation method. The specific value is as follows: VSL_METHOD_IBERNOULLI_ICDF Inverse cumulative distribution function method.
	Fortran 90: INTEGER, INTENT (IN)	
	C: const int	
<i>stream</i>	FORTRAN 77: INTEGER*4 stream(2)	FORTRAN: Descriptor of the stream state structure. C: Pointer to the stream state structure
	Fortran 90: TYPE (VSL_STREAM_STATE), INTENT (IN)	
	C: VSLStreamStatePtr	
<i>n</i>	FORTRAN 77: INTEGER	Number of random values to be generated
	Fortran 90: INTEGER, INTENT (IN)	
	C: const int	
<i>p</i>	FORTRAN 77: DOUBLE PRECISION	Success probability <i>p</i> of a trial
	Fortran 90: DOUBLE PRECISION, INTENT (IN)	

Name	Type	Description
	C: <code>const double</code>	

Output Parameters

Name	Type	Description
r	FORTRAN 77: <code>INTEGER</code> Fortran 90: <code>INTEGER,</code> <code>INTENT (OUT)</code> C: <code>int*</code>	Vector of n Bernoulli distributed random values

Description

This function is declared in `mkl_vsl.f77` for FORTRAN 77 interface, in `mkl_vsl.fi` for Fortran 90 interface, and in `mkl_vsl_functions.h` for C interface.

The function generates Bernoulli distributed random numbers with probability p of a single trial success, where

$$p \in R; \; 0 \leq p \leq 1.$$

A variate is called Bernoulli distributed, if after a trial it is equal to 1 with probability of success p , and to 0 with probability $1 - p$.

The probability distribution is given by:

$$P(X = 1) = p$$

$$P(X = 0) = 1 - p$$

The cumulative distribution function is as follows:

$$F_p(x) = \begin{cases} 0, & x < 0 \\ 1 - p, & 0 \leq x < 1, x \in R. \\ 1, & x \geq 1 \end{cases}$$

Return Values

VSL_ERROR_OK, VSL_STATUS_OK	Indicates no error, execution is successful.
VSL_ERROR_NULL_PTR	<i>stream</i> is a NULL pointer.
VSL_ERROR_BAD_STREAM	<i>stream</i> is not a valid random stream.
VSL_ERROR_BAD_UPDATE	Callback function for an abstract BRNG returns an invalid number of updated entries in a buffer, that is, < 0 or > nmax.
VSL_ERROR_NO_NUMBERS	Callback function for an abstract BRNG returns 0 as the number of updated entries in a buffer.
VSL_ERROR_SKIPAHEAD_UNSUPPORTED	Period of the generator has been exceeded.

Geometric

Generates geometrically distributed random values.

Syntax

Fortran:

```
status = virnggeometric( method, stream, n, r, p )
```

C:

```
status = viRngGeometric( method, stream, n, r, p );
```

Input Parameters

Name	Type	Description
<i>method</i>	FORTRAN 77: INTEGER	Generation method. The specific value is as follows:
	Fortran 90: INTEGER, INTENT (IN)	VSL_METHOD_IGEOMETRIC_ICDF
	C: const int	Inverse cumulative distribution function method.
<i>stream</i>	FORTRAN 77: INTEGER*4 stream(2)	FORTRAN: Descriptor of the stream state structure. C: Pointer to the stream state structure

Name	Type	Description
	Fortran 90: TYPE (VSL_STREAM_STATE), INTENT (IN) C: VSLStreamStatePtr	
n	FORTTRAN 77: INTEGER Fortran 90: INTEGER, INTENT (IN) C: const int	Number of random values to be generated
p	FORTTRAN 77: DOUBLE PRECISION Fortran 90: DOUBLE PRECISION, INTENT (IN) C: const double	Success probability p of a trial

Output Parameters

Name	Type	Description
r	FORTTRAN 77: INTEGER Fortran 90: INTEGER, INTENT (OUT) C: int*	Vector of n geometrically distributed random values

Description

This function is declared in `mkl_vsl.f77` for FORTRAN 77 interface, in `mkl_vsl.fi` for Fortran 90 interface, and in `mkl_vsl_functions.h` for C interface.

The function generates geometrically distributed random numbers with probability p of a single trial success, where $p \in R$; $0 < p < 1$.

A geometrically distributed variate represents the number of independent Bernoulli trials preceding the first success. The probability of a single Bernoulli trial success is p .

The probability distribution is given by:

$$P(X = k) = p \cdot (1 - p)^k, \quad k \in \{0, 1, 2, \dots\}.$$

The cumulative distribution function is as follows:

$$F_p(x) = \begin{cases} 0, & x < 0 \\ 1 - (1 - p)^{\lfloor x+1 \rfloor}, & 0 \leq x \end{cases} \quad x \in \mathbb{R}.$$

Return Values

VSL_ERROR_OK, VSL_STATUS_OK

Indicates no error, execution is successful.

VSL_ERROR_NULL_PTR

stream is a NULL pointer.

VSL_ERROR_BAD_STREAM

stream is not a valid random stream.

VSL_ERROR_BAD_UPDATE

Callback function for an abstract BRNG returns an invalid number of updated entries in a buffer, that is, < 0 or $> n_{\max}$.

VSL_ERROR_NO_NUMBERS

Callback function for an abstract BRNG returns 0 as the number of updated entries in a buffer.

VSL_ERROR_SKIPAHEAD_UNSUPPORTED

Period of the generator has been exceeded.

Binomial

Generates binomially distributed random numbers.

Syntax

Fortran:

```
status = virngbinomial( method, stream, n, r, ntrial, p )
```

C:

```
status = viRngBinomial( method, stream, n, r, ntrial, p );
```

Input Parameters

Name	Type	Description
<i>method</i>	FORTRAN 77: INTEGER Fortran 90: INTEGER, INTENT (IN) C: const int	Generation method. The specific value is as follows: VSL_METHOD_IBINOMIAL_BTPE See brief description of the BTPE method in Table 10-1 .
<i>stream</i>	FORTRAN 77: INTEGER*4 stream(2) Fortran 90: TYPE (VSL_STREAM_STATE), INTENT (IN) C: VSLStreamStatePtr	FORTRAN: Descriptor of the stream state structure. C: Pointer to the stream state structure
<i>n</i>	FORTRAN 77: INTEGER Fortran 90: INTEGER, INTENT (IN) C: const int	Number of random values to be generated
<i>ntrials</i>	FORTRAN 77: INTEGER Fortran 90: INTEGER, INTENT (IN) C: const int	Number of independent trials m
<i>p</i>	FORTRAN 77: DOUBLE PRECISION Fortran 90: DOUBLE PRECISION, INTENT (IN) C: const double	Success probability p of a single trial

Output Parameters

Name	Type	Description
r	FORTRAN 77: INTEGER Fortran 90: INTEGER, INTENT (OUT) C: int*	Vector of n binomially distributed random values

Description

This function is declared in `mkl_vsl.f77` for FORTRAN 77 interface, in `mkl_vsl.fi` for Fortran 90 interface, and in `mkl_vsl_functions.h` for C interface.

The function generates binomially distributed random numbers with number of independent Bernoulli trials m , and with probability p of a single trial success, where $p \in R$; $0 \leq p \leq 1$, $m \in N$.

A binomially distributed variate represents the number of successes in m independent Bernoulli trials with probability of a single trial success p .

The probability distribution is given by:

$$P(X = k) = C_m^k p^k (1 - p)^{m-k}, k \in \{0, 1, \dots, m\}.$$

The cumulative distribution function is as follows:

$$F_{m,p}(x) = \begin{cases} 0, & x < 0 \\ \sum_{k=0}^{\lfloor x \rfloor} C_m^k p^k (1 - p)^{m-k}, & 0 \leq x < m, x \in R \\ 1, & x \geq m \end{cases}$$

Return Values

VSL_ERROR_OK, VSL_STATUS_OK	Indicates no error, execution is successful.
VSL_ERROR_NULL_PTR	<i>stream</i> is a NULL pointer.
VSL_ERROR_BAD_STREAM	<i>stream</i> is not a valid random stream.
VSL_ERROR_BAD_UPDATE	Callback function for an abstract BRNG returns an invalid number of updated entries in a buffer, that is, < 0 or > nmax.
VSL_ERROR_NO_NUMBERS	Callback function for an abstract BRNG returns 0 as the number of updated entries in a buffer.
VSL_ERROR_SKIPAHEAD_UNSUPPORTED	Period of the generator has been exceeded.

Hypergeometric

Generates hypergeometrically distributed random values.

Syntax

Fortran:

```
status = virnghypergeometric( method, stream, n, r, l, s, m )
```

C:

```
status = viRngHypergeometric( method, stream, n, r, l, s, m );
```

Input Parameters

Name	Type	Description
<i>method</i>	FORTRAN 77: INTEGER Fortran 90: INTEGER, INTENT (IN) C: const int	Generation method. The specific value is as follows: VSL_METHOD_IHYPERGEOMETRIC_H2PE See brief description of the H2PE method in Table 10-1
<i>stream</i>	FORTRAN 77: INTEGER*4 stream(2)	FORTRAN: Descriptor of the stream state structure. C: Pointer to the stream state structure

Name	Type	Description
	Fortran 90: TYPE (VSL_STREAM_STATE), INTENT (IN) C: VSLStreamStatePtr	
n	FORTTRAN 77: INTEGER Fortran 90: INTEGER, INTENT (IN) C: const int	Number of random values to be generated
l	FORTTRAN 77: INTEGER Fortran 90: INTEGER, INTENT (IN) C: const int	Lot size l
s	FORTTRAN 77: INTEGER Fortran 90: INTEGER, INTENT (IN) C: const int	Size of sampling without replacement s
m	FORTTRAN 77: INTEGER Fortran 90: INTEGER, INTENT (IN) C: const int	Number of marked elements m

Output Parameters

Name	Type	Description
r	FORTTRAN 77: INTEGER Fortran 90: INTEGER, INTENT (OUT) C: int*	Vector of n hypergeometrically distributed random values

Description

This function is declared in `mkl_vsl.f77` for FORTRAN 77 interface, in `mkl_vsl.fi` for Fortran 90 interface, and in `mkl_vsl_functions.h` for C interface.

The function generates hypergeometrically distributed random values with lot size l , size of sampling s , and number of marked elements in the lot m , where $l, m, s \in \mathbb{N} \setminus \{0\}$; $l \geq \max(s, m)$.

Consider a lot of l elements comprising m "marked" and $l-m$ "unmarked" elements. A trial sampling without replacement of exactly s elements from this lot helps to define the hypergeometric distribution, which is the probability that the group of s elements contains exactly k marked elements.

The probability distribution is given by:)

$$P(X = k) = \frac{C_m^k C_{l-m}^{s-k}}{C_l^s}$$

, $k \in \{\max(0, s + m - l), \dots, \min(s, m)\}$

The cumulative distribution function is as follows:

$$F_{l,s,m}(X) = \begin{cases} 0, & x < \max(0, s + m - l) \\ \sum_{k=\max(0, s+m-l)}^{\lfloor x \rfloor} \frac{C_m^k C_{l-m}^{s-k}}{C_l^s}, & \max(0, s + m - l) \leq x \leq \min(s, m) \\ 1, & x > \min(s, m) \end{cases}$$

Return Values

VSL_ERROR_OK, VSL_STATUS_OK

VSL_ERROR_NULL_PTR

VSL_ERROR_BAD_STREAM

Indicates no error, execution is successful.

stream is a NULL pointer.

stream is not a valid random stream.

VSL_ERROR_BAD_UPDATE	Callback function for an abstract BRNG returns an invalid number of updated entries in a buffer, that is, < 0 or $> nmax$.
VSL_ERROR_NO_NUMBERS	Callback function for an abstract BRNG returns 0 as the number of updated entries in a buffer.
VSL_ERROR_SKIPAHEAD_UNSUPPORTED	Period of the generator has been exceeded.

Poisson

Generates Poisson distributed random values.

Syntax

Fortran:

```
status = virngpoisson( method, stream, n, r, lambda )
```

C:

```
status = viRngPoisson( method, stream, n, r, lambda );
```

Input Parameters

Name	Type	Description
<i>method</i>	FORTRAN 77: INTEGER Fortran 90: INTEGER, INTENT (IN) C: const int	Generation method. The specific values are as follows: VSL_METHOD_IPOISSON_PTPE VSL_METHOD_IPOISSON_POISNORM See brief description of the PTPE and POISNORM methods in Table 10-1 .
<i>stream</i>	FORTRAN 77: INTEGER*4 stream(2) Fortran 90: TYPE (VSL_STREAM_STATE), INTENT (IN) C: VSLStreamStatePtr	FORTRAN: Descriptor of the stream state structure. C: Pointer to the stream state structure

Name	Type	Description
<i>n</i>	FORTRAN 77: INTEGER Fortran 90: INTEGER, INTENT (IN) C: const int	Number of random values to be generated
<i>lambda</i>	FORTRAN 77: DOUBLE PRECISION Fortran 90: DOUBLE PRECISION, INTENT (IN) C: const double	Distribution parameter λ .

Output Parameters

Name	Type	Description
<i>r</i>	FORTRAN 77: INTEGER Fortran 90: INTEGER, INTENT (OUT) C: int*	Vector of n Poisson distributed random values

Description

This function is declared in `mk1_vsl.f77` for FORTRAN 77 interface, in `mk1_vsl.fi` for Fortran 90 interface, and in `mk1_vsl_functions.h` for C interface.

The function generates Poisson distributed random numbers with distribution parameter λ , where $\lambda \in R; \lambda > 0$.

The probability distribution is given by:

$$P(X = k) = \frac{\lambda^k e^{-\lambda}}{k!},$$

$k \in \{0, 1, 2, \dots\}$.

The cumulative distribution function is as follows:

$$F_{\lambda}(x) = \begin{cases} \sum_{k=0}^{\lfloor x \rfloor} \frac{\lambda^k e^{-\lambda}}{k!}, & x \geq 0 \\ 0, & x < 0 \end{cases}, x \in \mathbb{R}$$

Return Values

VSL_ERROR_OK, VSL_STATUS_OK

Indicates no error, execution is successful.

VSL_ERROR_NULL_PTR

stream is a NULL pointer.

VSL_ERROR_BAD_STREAM

stream is not a valid random stream.

VSL_ERROR_BAD_UPDATE

Callback function for an abstract BRNG returns an invalid number of updated entries in a buffer, that is, < 0 or $> n_{\max}$.

VSL_ERROR_NO_NUMBERS

Callback function for an abstract BRNG returns 0 as the number of updated entries in a buffer.

VSL_ERROR_SKIPAHEAD_UNSUPPORTED

Period of the generator has been exceeded.

PoissonV

Generates Poisson distributed random values with varying mean.

Syntax

Fortran:

```
status = virngpoissonv( method, stream, n, r, lambda )
```

C:

```
status = viRngPoissonV( method, stream, n, r, lambda );
```

Input Parameters

Name	Type	Description
<i>method</i>	FORTRAN 77: INTEGER Fortran 90: INTEGER, INTENT (IN) C: const int	Generation method. The specific value is as follows: VSL_METHOD_IPOISSONV_POISNORM See brief description of the POISNORM method in Table 10-1
<i>stream</i>	FORTRAN 77: INTEGER*4 stream(2) Fortran 90: TYPE (VSL_STREAM_STATE), INTENT (IN) C: VSLStreamStatePtr	FORTRAN: Descriptor of the stream state structure. C: Pointer to the stream state structure
<i>n</i>	FORTRAN 77: INTEGER Fortran 90: INTEGER, INTENT (IN) C: const int	Number of random values to be generated
<i>lambda</i>	FORTRAN 77: DOUBLE PRECISION Fortran 90: DOUBLE PRECISION, INTENT (IN) C: const double*	Array of <i>n</i> distribution parameters λ_i .

Output Parameters

Name	Type	Description
<i>r</i>	FORTRAN 77: INTEGER Fortran 90: INTEGER, INTENT (OUT) C: int*	Vector of <i>n</i> Poisson distributed random values

Description

This function is declared in `mkl_vsl.f77` for FORTRAN 77 interface, in `mkl_vsl.fi` for Fortran 90 interface, and in `mkl_vsl_functions.h` for C interface.

The function generates n Poisson distributed random numbers $x_i (i = 1, \dots, n)$ with distribution parameter λ_i , where $\lambda_i \in R; \lambda_i > 0$.

The probability distribution is given by:

$$P(X_i = k) = \frac{\lambda_i^k \exp(-\lambda_i)}{k!}, k \in \{0, 1, 2, \dots\}.$$

The cumulative distribution function is as follows:

$$F_{\lambda_i}(x) = \begin{cases} \sum_{k=0}^{\lfloor x \rfloor} \frac{\lambda_i^k e^{-\lambda_i}}{k!}, & x \geq 0 \\ 0, & x < 0 \end{cases}, x \in R$$

Return Values

VSL_ERROR_OK, VSL_STATUS_OK

Indicates no error, execution is successful.

VSL_ERROR_NULL_PTR

stream is a NULL pointer.

VSL_ERROR_BAD_STREAM

stream is not a valid random stream.

VSL_ERROR_BAD_UPDATE

Callback function for an abstract BRNG returns an invalid number of updated entries in a buffer, that is, < 0 or $> n_{\max}$.

VSL_ERROR_NO_NUMBERS

Callback function for an abstract BRNG returns 0 as the number of updated entries in a buffer.

VSL_ERROR_SKIPAHEAD_UNSUPPORTED

Period of the generator has been exceeded.

NegBinomial

Generates random numbers with negative binomial distribution.

Syntax

Fortran:

```
status = virngnegbinomial( method, stream, n, r, a, p )
```

C:

```
status = viRngNegbinomial( method, stream, n, r, a, p );
```

Input Parameters

Name	Type	Description
<i>method</i>	FORTTRAN 77: INTEGER Fortran 90: INTEGER, INTENT (IN) C: const int	Generation method. The specific value is: VSL_METHOD_INEGBINOMIAL_NBAR See brief description of the NBAR method in Table 10-1
<i>stream</i>	FORTTRAN 77: INTEGER*4 stream(2) Fortran 90: TYPE (VSL_STREAM_STATE), INTENT (IN) C: VSLStreamStatePtr	FORTTRAN: descriptor of the stream state structure. C: pointer to the stream state structure
<i>n</i>	FORTTRAN 77: INTEGER Fortran 90: INTEGER, INTENT (IN) C: const int	Number of random values to be generated
<i>a</i>	FORTTRAN 77: DOUBLE PRECISION	The first distribution parameter <i>a</i>

Name	Type	Description
	Fortran 90: DOUBLE PRECISION, INTENT(IN) C: const double	
p	FORTTRAN 77: DOUBLE PRECISION Fortran 90: DOUBLE PRECISION, INTENT(IN) C: const double	The second distribution parameter p

Output Parameters

Name	Type	Description
r	FORTTRAN 77: INTEGER Fortran 90: INTEGER, INTENT(OUT) C: int*	Vector of n random values with negative binomial distribution.

Description

This function is declared in `mkl_vsl.f77` for FORTRAN 77 interface, in `mkl_vsl.fi` for Fortran 90 interface, and in `mkl_vsl_functions.h` for C interface.

The function generates random numbers with negative binomial distribution and distribution parameters a and p , where $p, a \in R$; $0 < p < 1$; $a > 0$.

If the first distribution parameter $a \in N$, this distribution is the same as Pascal distribution. If $a \in N$, the distribution can be interpreted as the expected time of a -th success in a sequence of Bernoulli trials, when the probability of success is p .

The probability distribution is given by:

$$P(X = k) = C_{a+k-1}^k p^a (1 - p)^k, k \in \{0, 1, 2, \dots\}.$$

The cumulative distribution function is as follows:

$$F_{a,p}(X) = \begin{cases} \sum_{k=0}^{\lfloor X \rfloor} C_{a+k-1}^k p^a (1-p)^k, & x \geq 0 \\ 0, & x < 0 \end{cases}, x \in R$$

Return Values

VSL_ERROR_OK, VSL_STATUS_OK	Indicates no error, execution is successful.
VSL_ERROR_NULL_PTR	<i>stream</i> is a NULL pointer.
VSL_ERROR_BAD_STREAM	<i>stream</i> is not a valid random stream.
VSL_ERROR_BAD_UPDATE	Callback function for an abstract BRNG returns an invalid number of updated entries in a buffer, that is, < 0 or $> n_{\max}$.
VSL_ERROR_NO_NUMBERS	Callback function for an abstract BRNG returns 0 as the number of updated entries in a buffer.
VSL_ERROR_SKIPAHEAD_UNSUPPORTED	Period of the generator has been exceeded.

Advanced Service Routines

This section describes service routines for registering a user-designed basic generator ([RegisterBrng](#)) and for obtaining properties of the previously registered basic generators ([GetBrngProperties](#)). See [VSL Notes](#) ("Basic Generators" section of VSL Structure chapter) for substantiation of the need for several basic generators including user-defined BRNGs.

Data types

The Advanced Service routines refer to a structure defining the properties of the basic generator. This structure is described in Fortran 90 as follows:

```
TYPE VSL_BRNG_PROPERTIES
    INTEGER streamstatesize
    INTEGER nseeds
    INTEGER includeszero
    INTEGER wordsize
    INTEGER nbits
    INTEGER nitstream
    INTEGER sbrng
    INTEGER dbrng
    INTEGER ibrng
END TYPE VSL_BRNG_PROPERTIES
```

The C version is as follows:

```
typedef struct _VSLBRngProperties {
    int StreamStateSize;
    int NSeeds;
    int IncludesZero;
    int WordSize;
    int NBits;
    InitStreamPtr InitStream;
    sBRngPtr sBRng;
    dBRngPtr dBRng;
    iBRngPtr iBRng;
} VSLBRngProperties;
```

The following table provides brief descriptions of the fields engaged in the above structure:

Table 10-13 Field Descriptions

Field	Short Description
FORTRAN: streamstatesize C: StreamStateSize	The size, in bytes, of the stream state structure for a given basic generator.
FORTRAN: nseeds C: NSeeds	The number of 32-bit initial conditions (seeds) necessary to initialize the stream state structure for a given basic generator.
FORTRAN: includeszero C: IncludesZero	Flag value indicating whether the generator can produce a random 0.
FORTRAN: wordsize C: WordSize	Machine word size, in bytes, used in integer-value computations. Possible values: 4, 8, and 16 for 32, 64, and 128-bit generators, respectively.
FORTRAN: nbits C: NBits	The number of bits required to represent a random value in integer arithmetic. Note that, for instance, 48-bit random values are stored to 64-bit (8 byte) memory locations. In this case, wordsize/WordSize is equal to 8 (number of bytes used to store the random value), while nbits/NBits contains the actual number of bits occupied by the value (in this example, 48).
FORTRAN: initstream C: InitStream	Contains the pointer to the initialization routine of a given basic generator.
FORTRAN: sbrng C: sBRng	Contains the pointer to the basic generator of single precision real numbers uniformly distributed over the interval (a,b) (real in FORTRAN and float in C).
FORTRAN: dbrng C: dBRng	Contains the pointer to the basic generator of double precision real numbers uniformly distributed over the interval (a,b) (double PRECISION in FORTRAN and double in C).
FORTRAN: ibrng C: iBRng	Contains the pointer to the basic generator of integer numbers with uniform bit distribution ¹ (INTEGER in FORTRAN and unsigned int in C).

¹A specific generator that permits operations over single bits and bit groups of random numbers.

RegisterBrng

Registers user-defined basic generator.

Syntax

Fortran:

```
brng = vslregisterbrng( properties )
```

C:

```
brng = vslRegisterBrng( &properties );
```

Input Parameters

Name	Type	Description
<i>properties</i>	FORTRAN: TYPE(VSL_BRNG_PROPERTIES), INTENT(IN) C: const VSLBRngProperties*	Pointer to the structure containing properties of the basic generator to be registered



NOTE. FORTRAN 77 support is unavailable for this function.

Output Parameters

Name	Type	Description
<i>brng</i>	FORTRAN: INTEGER, INTENT(OUT) C: int	Number (index) of the registered basic generator; used for identification. Negative values indicate the registration error.

Description

This function is declared in `mkl_vsl.fi` for Fortran 90 interface and in `mkl_vsl_functions.h` for C interface.

An example of a registration procedure can be found in the respective directory of VSL examples.

Return Values

VSL_ERROR_OK, VSL_STATUS_OK	Indicates no error, execution is successful.
VSL_ERROR_BRNG_TABLE_FULL	Registration cannot be completed due to lack of free entries in the table of registered BRNGs.
VSL_ERROR_BAD_STREAM_STATE_SIZE	Bad value in StreamStateSize field.
VSL_ERROR_BAD_WORD_SIZE	Bad value in WordSize field.
VSL_ERROR_BAD_NSEEDS	Bad value in NSeeds field.
VSL_ERROR_BAD_NBITS	Bad value in NBits field.
VSL_ERROR_NULL_PTR	At least one of the fields iBrng, dBrng, sBrng or InitStream is a NULL pointer.

GetBrngProperties

Returns structure with properties of a given basic generator.

Syntax

Fortran:

```
status = vslgetbrngproperties( brng, properties )
```

C:

```
status = vslGetBrngProperties( brng, &properties );
```

Input Parameters

Name	Type	Description
brng	FORTRAN: INTEGER, INTENT (IN) C: const int	Number (index) of the registered basic generator; used for identification. See specific values in Table 10-2 . Negative values indicate the registration error.



NOTE. FORTRAN 77 support is unavailable for this function.

Output Parameters

Name	Type	Description
<i>properties</i>	FORTRAN: TYPE(VSL_BRNG_PROPERTIES), INTENT(OUT) C: VSLBRngProperties*	Pointer to the structure containing properties of the generator with number <i>brng</i>

Description

This function is declared in `mkl_vsl.fi` for Fortran 90 interface and in `mkl_vsl_functions.h` for C interface.

The function returns a structure with properties of a given basic generator.

Return Values

VSL_ERROR_OK, VSL_STATUS_OK	Indicates no error, execution is successful.
VSL_ERROR_INVALID_BRNG_INDEX	BRNG index is invalid.

Formats for User-Designed Generators

To register a user-designed basic generator using `RegisterBrng` function, you need to pass the pointer `iBrng` to the integer-value implementation of the generator; the pointers `sBrng` and `dBrng` to the generator implementations for single and double precision values, respectively; and pass the pointer `InitStream` to the stream initialization routine. See below recommendations on defining such functions with input and output arguments. An example of the registration procedure for a user-designed generator can be found in the respective directory of VSL examples.

The respective pointers are defined as follows:

```
typedef int(*InitStreamPtr)( int method, VSLStreamStatePtr stream, int n, const unsigned
int params[] );

typedef int(*sBrngPtr)( VSLStreamStatePtr stream, int n, float r[], float a, float b );

typedef int(*dBrngPtr)( VSLStreamStatePtr stream, int n, double r[], double a, double b );

typedef int(*iBrngPtr)( VSLStreamStatePtr stream, int n, unsigned int r[] );
```

InitStream

C:

```
int MyBrngInitStream( int method, VSLStreamStatePtr stream, int n, const unsigned int
params[] )
{
    /* Initialize the stream */

    ...

} /* MyBrngInitStream */
```

Description

The initialization routine of a user-designed generator must initialize *stream* according to the specified initialization *method*, initial conditions *params* and the argument *n*. The value of *method* determines the initialization method to be used.

- If *method* is equal to 1, the initialization is by the standard generation method, which must be supported by all basic generators. In this case the function assumes that the *stream* structure was not previously initialized. The value of *n* is used as the actual number of 32-bit values passed as initial conditions through *params*. Note, that the situation when the actual number of initial conditions passed to the function is not sufficient to initialize the generator is not an error. Whenever it occurs, the basic generator must initialize the missing conditions using default settings.
- If *method* is equal to 2, the generation is by the leapfrog method, where *n* specifies the number of computational nodes (independent streams). Here the function assumes that the *stream* was previously initialized by the standard generation method. In this case *params* contains only one element, which identifies the computational node. If the generator does not support the leapfrog method, the function must return the error code `VSL_ERROR_LEAPFROG_UNSUPPORTED`.
- If *method* is equal to 3, the generation is by the block-splitting method. Same as above, the *stream* is assumed to be previously initialized by the standard generation method; *params* is not used, *n* identifies the number of skipped elements. If the generator does not support the block-splitting method, the function must return the error code `VSL_ERROR_SKIPAHEAD_UNSUPPORTED`.

For a more detailed description of the leapfrog and the block-splitting methods, refer to the description of [LeapfrogStream](#) and [SkipAheadStream](#), respectively.

Stream state structure is individual for every generator. However, each structure has a number of fields that are the same for all the generators:

C:

```
typedef struct
{
    unsigned int Reserved1[2];
    unsigned int Reserved2[2];
    [fields specific for the given generator]
} MyStreamState;
```

The fields *Reserved1* and *Reserved2* are reserved for private needs only, and must not be modified by the user. When including specific fields into the structure, follow the rules below:

- The fields must fully describe the current state of the generator. For example, the state of a linear congruential generator can be identified by only one initial condition;
- If the generator can use both the leapfrog and the block-splitting methods, additional fields should be introduced to identify the independent streams. For example, in $LCG(a, c, m)$, apart from the initial conditions, two more fields should be specified: the value of the multiplier a^k and the value of the increment $(a^k - 1) c / (a - 1)$.

For a more detailed discussion, refer to [Knuth81], and [Gentle98]. An example of the registration procedure can be found in the respective directory of VSL examples.

iBRng

C:

```
int iMyBrng( VSLStreamStatePtr stream, int n, unsigned int r[] )
{
    int i; /* Loop variable */
    /* Generating integer random numbers */
    /* Pay attention to word size needed to
       store only random number */
    for( i = 0; i < n; i++)
    {
        r[i] = ...;
    }
    /* Update stream state */
    ...
    return errcode;
} /* iMyBrng */
```



NOTE. When using 64 and 128-bit generators, consider digit capacity to store the numbers to the random vector x correctly. For example, storing one 64-bit value requires two elements of x , the first to store the lower 32 bits and the second to store the higher 32 bits. Similarly, use 4 elements of x to store a 128-bit value.

sBRng

C:

```
int sMyBrng( VSLStreamStatePtr stream, int n, float r[], float a, float b )
{
    int i;    /* Loop variable */
    /* Generating float (a,b) random numbers */
    for ( i = 0; i < n; i++ )
    {
        r[i] = ...;
    }
    /* Update stream state */
    ...
    return errcode;
} /* sMyBrng */
```

dBRng

C:

```
int dMyBrng( VSLStreamStatePtr stream, int n, double r[], double a, double b )
{
    int i;    /* Loop variable */
    /* Generating double (a,b) random numbers */
    for ( i = 0; i < n; i++ )
    {
        r[i] = ...;
    }
    /* Update stream state */
    ...
    return errcode;
} /* dMyBrng */
```


Convolution and Correlation

Overview

VSL provides a set of routines intended to perform linear convolution and correlation transformations for single and double precision real and complex data.

For correct definition of implemented operations, see [Mathematical Notation and Definitions](#) section.

The current implementation provides:

- Fourier algorithms for one-dimensional single and double precision real and complex data
- Fourier algorithms for multi-dimensional single and double precision real and complex data
- Direct algorithms for one-dimensional single and double precision real and complex data
- Direct algorithms for multi-dimensional single and double precision real and complex data

One-dimensional algorithms cover the following functions from the IBM* ESSL library:

SCONF, SCORF

SCOND, SCORD

SDCON, SDCOR

DDCON, DDCOR

SDDCON, SDDCOR.

Special wrappers are designed to simulate these ESSL functions. The wrappers are provided as sample sources for FORTRAN and C. To reuse them, use the following directories:

`${MKL}/examples/vslc/essl/vsl_wrappers`

`${MKL}/examples/vslf/essl/vsl_wrappers`

Additionally, you can browse the examples demonstrating the calculation of the ESSL functions through the wrappers. You can find the examples in the following directories:

`${MKL}/examples/vslc/essl`

`${MKL}/examples/vslf/essl`

Convolution and correlation API provides interfaces for FORTRAN 77, Fortran 90 and C/89 languages. You may use the C/89 interface also with later versions of C or C++, or Fortran 90 interface with programs written in Fortran 95.

For users of the C/C++ and FORTRAN languages, the `mk1_vs1.h`, `mk1_vs1.fi`, and `mk1_vs1.f77` headers are provided. All header files are found under the directory:

```
${MKL}/include
```

See more details about the FORTRAN header in [Random Number Generators](#) section of this chapter.

Convolution and correlation API is implemented through task objects, or tasks. Task object is a data structure, or descriptor, which holds parameters that determine the specific convolution or correlation operation. Such parameters may be precision, type, and number of dimensions of user data, an identifier of the computation algorithm to be used, shapes of data arrays, and so on.

All Intel MKL convolution and correlation routines process task objects in one way or another: either create a new task descriptor, change the parameter settings, compute mathematical results of the convolution or correlation using the stored parameters, or perform other operations. Accordingly, all routines are split into the following groups:

Task Constructors - routines that create a new task object descriptor and set up most common parameters.

Task Editors - routines that can set or modify some parameter settings in the existing task descriptor.

Task Execution Routines - compute results of the convolution or correlation operation over the actual input data, using the operation parameters held in the task descriptor.

Task Copy - routines used to make several copies of the task descriptor.

Task Destructors - routines that delete task objects and free the memory.

When the task is executed or copied for the first time, a special process runs which is called task commitment. During this process, consistency of task parameters is checked and the required work data are prepared. If the parameters are consistent, the task is tagged as committed successfully. The task remains committed until you edit its parameters. Hence, the task can be executed multiple times after a single commitment process. Since the task commitment process may include costly intermediate calculations such as preparation of Fourier transform of input data, launching the process only once can help speed up overall performance.

Naming Conventions

The names of FORTRAN routines in the convolution and correlation API are written in lowercase, while the names of FORTRAN types and constants are written in uppercase. The names are not case-sensitive.

In C, the names of routines, types, and constants are case-sensitive and can be lowercase and uppercase.

The names of routines have the following structure:

`vsl[datatype]{Conv|Corr}<base name>` for C-interface

`vsl[datatype]{conv|corr}<base name>` for FORTRAN-interface

where `vsl` is a prefix indicating that the routine belongs to Vector Statistical Library of Intel® MKL.

The field `[datatype]` is optional. If present, the symbol specifies the type of the input and output data and can be `s` (for single precision real type), `d` (for double precision real type), `c` (for single precision complex type), or `z` (for double precision complex type).

The prefix `Conv` or `Corr` specifies whether the routine refers to convolution or correlation task, respectively.

The `<base name>` field specifies a particular functionality that the routine is designed for, for example, `NewTask`, `DeleteTask`.



NOTE. In this document, routines are often referred to by their base name when this does not lead to ambiguity. In the routine reference, the full name is always used in prototypes and code examples.

Data Types

All convolution or correlation routines use the following types for specifying data objects:

Type	Data Object
FORTTRAN 77: <code>INTEGER*4</code> <code>task (2)</code>	Pointer to a task descriptor for convolution
Fortran 90: <code>TYPE (VSL_CONV_TASK)</code> C: <code>VSLConvTaskPtr</code>	
FORTTRAN 77: <code>INTEGER*4</code> <code>task (2)</code>	Pointer to a task descriptor for correlation
Fortran 90: <code>TYPE (VSL_CORR_TASK)</code> C: <code>VSLCorrTaskPtr</code>	

Type	Data Object
FORTTRAN 77: REAL*4 Fortran 90: REAL (KIND=4) C: float	Input/output user real data in single precision
FORTTRAN 77: REAL*8 Fortran 90: REAL (KIND=8) C: double	Input/output user real data in double precision
FORTTRAN 77: COMLEX*8 Fortran 90: COMPLEX (KIND=4) C: MKL_Complex8	Input/output user complex data in single precision
FORTTRAN 77: COMPLEX*16 Fortran 90: COMPLEX (KIND=8) C: MKL_Complex16	Input/output user complex data in double precision
FORTTRAN 77: INTEGER Fortran 90: INTEGER C: int	All other data

Generic integer type (without specifying the byte size) is used for all integer data.



NOTE. The actual size of the generic integer type is platform-dependent. The appropriate byte size for integers must be chosen at the stage of compiling your software.

Parameters

Basic parameters held by the task descriptor are assigned values when the task object is created, copied, or modified by task editors. Parameters of the correlation or convolution task are initially set up by task constructors when the task object is created. Parameter changes or additional settings are made by task editors. More parameters which define location of the data being convolved need to be specified when the task execution routine is invoked.

According to how the parameters are passed or assigned values, all of them can be categorized as either explicit (directly passed as routine parameters when a task object is created or executed) or optional (assigned some default or implicit values during task construction).

The following table lists all applicable parameters used in the Intel MKL convolution and correlation API.

Table 10-14 Convolution and Correlation Task Parameters

Name	Category	Type	Default Value Label	Description
<i>job</i>	explicit	integer	Implied by the constructor name	Specifies whether the task relates to convolution or correlation
<i>type</i>	explicit	integer	Implied by the constructor name	Specifies the type (real or complex) of the input/output data. Set to real in the current version.
<i>precision</i>	explicit	integer	Implied by the constructor name	Specifies precision (single or double) of the input/output data to be provided in arrays <i>x</i> , <i>y</i> , <i>z</i> .
<i>kind</i>	optional	integer	"linear"	Specifies whether the task relates to computing linear or circular convolution/correlation. Note that currently only the linear type is supported.
<i>mode</i>	explicit	integer	None	Specifies whether the convolution/correlation computation should be done via Fourier transforms, or by a direct method, or by automatically choosing between the two. See SetMode for the list of named constants for this parameter.
<i>method</i>	optional	integer	"auto"	Hints at a particular computation method if several methods are available for the given <i>mode</i> . Setting this parameter to "auto" means that software will choose the best available method.

Name	Category	Type	Default Value Label	Description
<i>internal_precision</i>	optional	integer	Set equal to the value of <i>precision</i>	Specifies precision of internal calculations. Can enforce double precision calculations even when input/output data are single precision. See SetInternalPrecision for the list of named constants for this parameter.
<i>dims</i>	explicit	integer	None	Specifies the rank (number of dimensions) of the user data provided in arrays <i>x, y, z</i> . Can be in the range from 1 to 7.
<i>x, y</i>	explicit	real arrays	None	Specify input data arrays. See Data Allocation for more information.
<i>z</i>	explicit	real array	None	Specifies output data array. See Data Allocation for more information.
<i>xshape, yshape, zshape</i>	explicit	integer arrays	None	Define shapes of the arrays <i>x, y, z</i> . See Data Allocation for more information.
<i>xstride, ystride, zstride</i>	explicit	integer arrays	None	Define strides within arrays <i>x, y, z</i> , that is specify the physical location of the input and output data in these arrays. See Data Allocation for more information.
<i>start</i>	optional	integer array	Undefined	Defines the first element of the mathematical result that will be stored to output array <i>z</i> . See SetStart and Data Allocation for more information.
<i>decimation</i>	optional	integer array	Undefined	Defines how to thin out the mathematical result that will be stored to output array <i>z</i> . See SetDecimation and Data Allocation for more information.

Users of the C or C++ language may pass the NULL pointer instead of either or all of the parameters *xstride*, *ystride*, or *zstride* for multi-dimensional calculations. In this case, the software assumes the dense data allocation for the arrays *x*, *y*, or *z* due to the FORTRAN-style “by columns” representation of multi-dimensional arrays.

Task Status and Error Reporting

Task status is an integer value which is zero if no error has been detected while processing the task, or a specific non-zero error code otherwise. Negative status values are used for errors, and positive values are reserved for warnings.

An error can be caused by bad parameter values, system fault like memory allocation failure, or can be an internal error self-detected by the software.

Each task descriptor contains the current status of the task. When creating a task object, constructor assigns the `VSL_STATUS_OK` status to the task. When processing the task afterwards, other routines such as editors or executors can change the task status if an error occurs and write a corresponding error code into the task status field.

Note that at the stage of creating a task or editing its parameters, the set of parameters may be inconsistent. The parameter consistency check is only performed during the task commitment operation which is implicitly invoked before task execution or task copying. If an error is detected at this stage, task execution or task copying is terminated and the task descriptor saves the corresponding error code. Once an error occurs, any further attempts to process that task descriptor will be terminated and the task will keep the same error code.

Normally, every convolution or correlation function (except `DeleteTask`) returns the status assigned to the task while performing the function operation.

The status codes are given symbolic names defined in the respective header files. For C/C++, these names are defined as macros via `#define` statements, and for FORTRAN as integer constants via `PARAMETER` operators.

If there is no error, the `VSL_STATUS_OK` is returned, which is defined as zero:

```
C/C++:           #define VSL_STATUS_OK 0
F90/F95:          INTEGER(KIND=4) VSL_STATUS_OK
                  PARAMETER(VSL_STATUS_OK = 0)

F77:              INTEGER*4 VSL_STATUS_OK
                  PARAMETER(VSL_STATUS_OK = 0)
```

In case of an error, a non-zero error code is returned, which signals about the origin of the failure. The following status codes for the convolution/correlation error codes are pre-defined in the header files for both C/C++ and FORTRAN languages.

Table 10-15 Convolution/Correlation Status Codes and Messages

Status Code	Message
VSL_CC_ERROR_NOT_IMPLEMENTED,	Requested functionality is not implemented.
VSL_CC_ERROR_ALLOCATION_FAILURE	Memory allocation failure.
VSL_CC_ERROR_BAD_DESCRIPTOR	Task descriptor is corrupted.
VSL_CC_ERROR_SERVICE_FAILURE	A service function has failed.
VSL_CC_ERROR_EDIT_FAILURE	Failure while editing the task.
VSL_CC_ERROR_EDIT_PROHIBITED	You cannot edit this parameter.
VSL_CC_ERROR_COMMIT_FAILURE	Task commitment has failed.
VSL_CC_ERROR_COPY_FAILURE	Failure while copying the task.
VSL_CC_ERROR_DELETE_FAILURE	Failure while deleting the task.
VSL_CC_ERROR_BAD_ARGUMENT	Bad argument or task parameter.
VSL_CC_ERROR_JOB	Bad parameter: <i>job</i> .
SL_CC_ERROR_KIND	Bad parameter: <i>kind</i> .
VSL_CC_ERROR_MODE	Bad parameter: <i>mode</i> .
VSL_CC_ERROR_METHOD	Bad parameter: <i>method</i> .
VSL_CC_ERROR_TYPE	Bad parameter: <i>type</i> .
VSL_CC_ERROR_EXTERNAL_PRECISION	Bad parameter: <i>external_precision</i> .
VSL_CC_ERROR_INTERNAL_PRECISION	Bad parameter: <i>internal_precision</i> .
VSL_CC_ERROR_PRECISION	Incompatible external/internal precisions.
VSL_CC_ERROR_DIMS	Bad parameter: <i>dims</i> .
VSL_CC_ERROR_XSHAPE	Bad parameter: <i>xshape</i> .

Status Code	Message
VSL_CC_ERROR_YSHAPE	Bad parameter: <i>yshape</i> . Callback function for an abstract BRNG returns an invalid number of updated entries in a buffer, that is, < 0 or >nmax.
VSL_CC_ERROR_ZSHAPE	Bad parameter: <i>zshape</i> .
VSL_CC_ERROR_XSTRIDE	Bad parameter: <i>xstride</i> .
VSL_CC_ERROR_YSTRIDE	Bad parameter: <i>ystride</i> .
VSL_CC_ERROR_ZSTRIDE	Bad parameter: <i>zstride</i> .
VSL_CC_ERROR_X	Bad parameter: <i>x</i> .
VSL_CC_ERROR_Y	Bad parameter: <i>y</i> .
VSL_CC_ERROR_Z	Bad parameter: <i>z</i> .
VSL_CC_ERROR_START	Bad parameter: <i>start</i> .
VSL_CC_ERROR_DECIMATION	Bad parameter: <i>decimation</i> .
VSL_CC_ERROR_OTHER	Some other error.

Task Constructors

Task constructors are routines intended for creating a new task descriptor and setting up basic parameters. This means that no additional parameter adjustment is typically required and other routines can use the task object.

Intel® MKL implementation of the convolution and correlation API provides two different forms of constructors: a general form and an X-form. X-form constructors work in the same way as the general form but also assign particular data to the first operand vector used in convolution or correlation operation (stored in array *x*).

Using X-form constructors is recommended when you need to compute multiple convolutions or correlations with the same data vector held in array *x* against different vectors held in array *y*. This helps improve performance by eliminating unnecessary overhead in repeated computation of intermediate data required for the operation.

For each constructor routine there is also an associated one-dimensional version which exploits the algorithmic and computational benefits provided by the simplicity of the data structures for one-dimensional case.



NOTE. If constructor fails to create a task descriptor, it returns `NULL` task pointer.

The [Table 10-16](#) lists available task constructors:

Table 10-16 Task Constructors

Routine	Description
NewTask	Creates a new convolution or correlation task descriptor for a multidimensional case.
NewTask1D	Creates a new convolution or correlation task descriptor for a one-dimensional case.
NewTaskX	Creates a new convolution or correlation task descriptor as an X-form for a multidimensional case.
NewTaskX1D	Creates a new convolution or correlation task descriptor as an X-form for a one-dimensional case.

NewTask

Creates a new convolution or correlation task descriptor for multidimensional case.

Syntax

Fortran:

```
status = vslsconvnewtask(task, mode, dims, xshape, yshape, zshape)
status = vsldconvnewtask(task, mode, dims, xshape, yshape, zshape)
status = vslcconvnewtask(task, mode, dims, xshape, yshape, zshape)
status = vslzconvnewtask(task, mode, dims, xshape, yshape, zshape)
status = vslscorrnewtask(task, mode, dims, xshape, yshape, zshape)
status = vsldcorrnewtask(task, mode, dims, xshape, yshape, zshape)
```

```
status = vsllccornewtask(task, mode, dims, xshape, yshape, zshape)
status = vsllzcornewtask(task, mode, dims, xshape, yshape, zshape)
```

C:

```
status = vsllsConvNewTask(task, mode, dims, xshape, yshape, zshape);
status = vslldConvNewTask(task, mode, dims, xshape, yshape, zshape);
status = vsllcConvNewTask(task, mode, dims, xshape, yshape, zshape);
status = vsllzConvNewTask(task, mode, dims, xshape, yshape, zshape);
status = vsllsCorrNewTask(task, mode, dims, xshape, yshape, zshape);
status = vslldCorrNewTask(task, mode, dims, xshape, yshape, zshape);
status = vsllcCorrNewTask(task, mode, dims, xshape, yshape, zshape);
status = vsllzCorrNewTask(task, mode, dims, xshape, yshape, zshape);
```

Input Parameters

Name	Type	Description
mode	FORTRAN 77: INTEGER Fortran 90: INTEGER C: const int	Specifies whether convolution/correlation calculation must be performed by using a direct algorithm or through Fourier transform of the input data. See Table 10-18 for a list of possible values.
dims	FORTRAN 77: INTEGER Fortran 90: INTEGER C: const int	Rank of user data. Specifies number of dimensions for the input and output arrays <i>x</i> , <i>y</i> , and <i>z</i> used during the execution stage. Must be in the range from 1 to 7. The value is explicitly assigned by the constructor.
xshape	FORTRAN 77: INTEGER Fortran 90: INTEGER, DIMENSION(*) C: const int[]	Defines the shape of the input data for the source array <i>x</i> . See Data Allocation for more information.

Name	Type	Description
<i>yshape</i>	FORTRAN 77: INTEGER Fortran 90: INTEGER, DIMENSION(*) C: const int[]	Defines the shape of the input data for the source array <i>y</i> . See Data Allocation for more information.
<i>zshape</i>	FORTRAN 77: INTEGER Fortran 90: INTEGER, DIMENSION(*) C: const int[]	Defines the shape of the output data to be stored in array <i>z</i> . See Data Allocation for more information.

Output Parameters

Name	Type	Description
<i>task</i>	FORTRAN 77: INTEGER*4 task(2) for vslsconvnewtask, vsldconvnewtask, vslcconvnewtask, vslzconvnewtask INTEGER*4 task(2) for vslscorrnewtask, vsldcorrnewtask, vslccorrnewtask, vslzcorrnewtask Fortran 90: TYPE(VSL_CONV_TASK) for vslsconvnewtask, vsldconvnewtask, vslcconvnewtask, vslzconvnewtask	Pointer to the task descriptor if created successfully or NULL pointer otherwise.

Name	Type	Description
	TYPE (VSL_CORR_TASK) for vslscorrnewtask, vsldcorrnewtask, vslccorrnewtask, vslzcorrnewtask C: VSLConvTaskPtr* for vslsConvNewTask, vsldConvNewTask, vslcConvNewTask, vslzConvNewTask VSLCorrTaskPtr* for vslsCorrNewTask, vsldCorrNewTask, vslcConvNewTask, vslzConvNewTask	
<i>status</i>	FORTRAN 77: INTEGER Fortran 90: INTEGER C: int	Set to VSL_STATUS_OK if the task is created successfully or set to non-zero error code otherwise.

Description

This routine is declared in `mkl_vsl.f77` for FORTRAN 77 interface, in `mkl_vsl.fi` for Fortran 90 interface, and in `mkl_vsl_functions.h` for C interface.

Each `NewTask` constructor creates a new convolution or correlation task descriptor with the user specified values for explicit parameters. The optional parameters are set to their default values (see [Table 10-14](#)).

The parameters *xshape*, *yshape*, and *zshape* define the shapes of the input and output data provided by the arrays *x*, *y*, and *z*, respectively. Each shape parameter is an array of integers with its length equal to the value of *dims*. You explicitly assign the shape parameters when calling the constructor. If the value of the parameter *dims* is 1, then *xshape*, *yshape*, *zshape* are equal to the number of elements read from the arrays *x* and *y* or stored to the array *z*. Note that values of shape parameters may differ from physical shapes of arrays *x*, *y*, and *z* if non-trivial strides are assigned.

If the constructor fails to create a task descriptor, it returns a `NULL` task pointer.

NewTask1D

Creates a new convolution or correlation task descriptor for one-dimensional case.

Syntax

Fortran:

```
status = vsIsConvNewTask1D(task, mode, xshape, yshape, zshape)
status = vsIdConvNewTask1D(task, mode, xshape, yshape, zshape)
status = vsLcConvNewTask1D(task, mode, xshape, yshape, zshape)
status = vsLzConvNewTask1D(task, mode, xshape, yshape, zshape)
status = vsIsCorrNewTask1D(task, mode, xshape, yshape, zshape)
status = vsIdCorrNewTask1D(task, mode, xshape, yshape, zshape)
status = vsLcCorrNewTask1D(task, mode, xshape, yshape, zshape)
status = vsLzCorrNewTask1D(task, mode, xshape, yshape, zshape)
```

C:

```
status = vsIsConvNewTask1D(task, mode, xshape, yshape, zshape);
status = vsIdConvNewTask1D(task, mode, xshape, yshape, zshape);
status = vsLcConvNewTask1D(task, mode, xshape, yshape, zshape);
status = vsLzConvNewTask1D(task, mode, xshape, yshape, zshape);
status = vsIsCorrNewTask1D(task, mode, xshape, yshape, zshape);
status = vsIdCorrNewTask1D(task, mode, xshape, yshape, zshape);
status = vsLcCorrNewTask1D(task, mode, xshape, yshape, zshape);
status = vsLzCorrNewTask1D(task, mode, xshape, yshape, zshape);
```

Input Parameters

Name	Type	Description
<i>mode</i>	FORTRAN 77: INTEGER Fortran 90: INTEGER C: <code>const int</code>	Specifies whether convolution/correlation calculation must be performed by using a direct algorithm or through Fourier transform of the input data. See Table 10-18 for a list of possible values.
<i>xshape</i>	FORTRAN 77: INTEGER Fortran 90: INTEGER C: <code>const int</code>	Defines the length of the input data sequence for the source array <i>x</i> . See Data Allocation for more information.
<i>yshape</i>	FORTRAN 77: INTEGER Fortran 90: INTEGER C: <code>const int</code>	Defines the length of the input data sequence for the source array <i>y</i> . See Data Allocation for more information.
<i>zshape</i>	FORTRAN 77: INTEGER Fortran 90: INTEGER C: <code>const int</code>	Defines the length of the output data sequence to be stored in array <i>z</i> . See Data Allocation for more information.

Output Parameters

Name	Type	Description
<i>task</i>	FORTRAN 77: INTEGER*4 task(2) for vslsconvnewtaskld, vsldconvnewtaskld, vslcconvnewtaskld, vslzconvnewtaskld INTEGER*4 task(2) for vslscorrnewtaskld, vsldcorrnewtaskld, vslccorrnewtaskld, vslzcorrnewtaskld	Pointer to the task descriptor if created successfully or NULL pointer otherwise.

Name	Type	Description
	Fortran 90: TYPE(VSL_CONV_TASK) for vslsconvnewtask1d, vsldconvnewtask1d, vslcconvnewtask1d, vslzconvnewtask1d TYPE(VSL_CORR_TASK) for vslscorrnewtask1d, vsldcorrnewtask1d, vslccorrnewtask1d, vslzcorrnewtask1d C: VSLConvTaskPtr* for vslsConvNewTask1D, vsldConvNewTask1D, vslcConvNewTask1D, vslzConvNewTask1D VSLCorrTaskPtr* for vslsCorrNewTask1D, vsldCorrNewTask1D, vslcCorrNewTask1D, vslzCorrNewTask1D	
<i>status</i>	FORTTRAN 77: INTEGER Fortran 90: INTEGER C: int	Set to VSL_STATUS_OK if the task is created successfully or set to non-zero error code otherwise.

Description

This routine is declared in `mk1_vsl.f77` for FORTRAN 77 interface, in `mk1_vsl.fi` for Fortran 90 interface, and in `mk1_vsl_functions.h` for C interface.

Each `NewTask1D` constructor creates a new convolution or correlation task descriptor with the user specified values for explicit parameters. The optional parameters are set to their default values (see [Table 10-14](#)). Unlike `NewTask`, these routines represent a special one-dimensional version of the constructor which assumes that the value of the parameter *dims* is 1. The

parameters *xshape*, *yshape*, and *zshape* are equal to the number of elements read from the arrays *x* and *y* or stored to the array *z*. You explicitly assign the shape parameters when calling the constructor.

NewTaskX

Creates a new convolution or correlation task descriptor for multidimensional case and assigns source data to the first operand vector.

Syntax

Fortran:

```
status = vslsconvnewtaskx(task, mode, dims, xshape, yshape, zshape, x, xstride)
status = vsldconvnewtaskx(task, mode, dims, xshape, yshape, zshape, x, xstride)
status = vslcconvnewtaskx(task, mode, dims, xshape, yshape, zshape, x, xstride)
status = vslzconvnewtaskx(task, mode, dims, xshape, yshape, zshape, x, xstride)
status = vslscorrnewtaskx(task, mode, dims, xshape, yshape, zshape, x, xstride)
status = vsldcorrnewtaskx(task, mode, dims, xshape, yshape, zshape, x, xstride)
status = vslccorrnewtaskx(task, mode, dims, xshape, yshape, zshape, x, xstride)
status = vslzcorrnewtaskx(task, mode, dims, xshape, yshape, zshape, x, xstride)
```

C:

```
status = vslsConvNewTaskX(task, mode, dims, xshape, yshape, zshape, x,
xstride);

status = vsldConvNewTaskX(task, mode, dims, xshape, yshape, zshape, x,
xstride);

status = vslcConvNewTaskX(task, mode, dims, xshape, yshape, zshape, x,
xstride);

status = vslzConvNewTaskX(task, mode, dims, xshape, yshape, zshape, x,
xstride);

status = vslsCorrNewTaskX(task, mode, dims, xshape, yshape, zshape, x,
xstride);
```

```
status = vsldCorrNewTaskX(task, mode, dims, xshape, yshape, zshape, x,
xstride);

status = vsldCorrNewTaskX(task, mode, dims, xshape, yshape, zshape, x,
xstride);

status = vsldCorrNewTaskX(task, mode, dims, xshape, yshape, zshape, x,
xstride);
```

Input Parameters

Name	Type	Description
<i>mode</i>	FORTRAN 77: INTEGER Fortran 90: INTEGER C: const int	Specifies whether convolution/correlation calculation must be performed by using a direct algorithm or through Fourier transform of the input data. See Table 10-18 for a list of possible values.
<i>dims</i>	FORTRAN 77: INTEGER Fortran 90: INTEGER C: const int	Rank of user data. Specifies number of dimensions for the input and output arrays <i>x</i> , <i>y</i> , and <i>z</i> used during the execution stage. Must be in the range from 1 to 7. The value is explicitly assigned by the constructor.
<i>xshape</i>	FORTRAN 77: INTEGER Fortran 90: INTEGER, DIMENSION(*) C: const int[]	Defines the shape of the input data for the source array <i>x</i> . See Data Allocation for more information.
<i>yshape</i>	FORTRAN 77: INTEGER Fortran 90: INTEGER, DIMENSION(*) C: const int[]	Defines the shape of the input data for the source array <i>y</i> . See Data Allocation for more information.
<i>zshape</i>	FORTRAN 77: INTEGER Fortran 90: INTEGER, DIMENSION(*) C: const int[]	Defines the shape of the output data to be stored in array <i>z</i> . See Data Allocation for more information.

Name	Type	Description
x	<p>FORTRAN 77: REAL*4 for real data in single precision flavors,</p> <p>REAL*8 for real data in double precision flavors,</p> <p>COMPLEX*8 for complex data in single precision flavors,</p> <p>COMPLEX*16 for complex data in double precision flavors</p> <p>Fortran 90:</p> <p>REAL (KIND=4) , DIMENSION (*) for real data in single precision flavors,</p> <p>REAL (KIND=8) , DIMENSION (*) for real data in double precision flavors,</p> <p>COMPLEX (KIND=4) , DIMENSION (*) for complex data in single precision flavors,</p> <p>COMPLEX (KIND=8) , DIMENSION (*) for complex data in double precision flavors</p> <p>C: const float[] for real data in single precision flavors,</p> <p>const double[] for real data in double precision flavors,</p>	Pointer to the array containing input data for the first operand vector.See Data Allocation for more information.

Name	Type	Description
	const MKL_Complex8[] for complex data in single precision flavors, const MKL_Complex16[] for complex data in double precision flavors	
<i>xstride</i>	FORTRAN 77: INTEGER Fortran 90: INTEGER, DIMENSION(*) C: const int[]	Strides for input data in the array <i>x</i> .

Output Parameters

Name	Type	Description
<i>task</i>	FORTRAN 77: INTEGER*4 task(2) for vslsconvnewtaskx, vsldconvnewtaskx, vslcconvnewtaskx, vslzconvnewtaskx INTEGER*4 task(2) for vslscorrnewtaskx, vsldcorrnewtaskx, vslccorrnewtaskx, vslzcorrnewtaskx Fortran 90: TYPE(VSL_CONV_TASK) for vslsconvnewtaskx, vsldconvnewtaskx, vslcconvnewtaskx, vslzconvnewtaskx	Pointer to the task descriptor if created successfully or NULL pointer otherwise.

Name	Type	Description
	TYPE (VSL_CORR_TASK) for vslscorrnewtaskx, vsldcorrnewtaskx, vslccorrnewtaskx, vslzcorrnewtaskx C: VSLConvTaskPtr* for vslsConvNewTaskX, vsldConvNewTaskX, vslcConvNewTaskX, vslzConvNewTaskX VSLCorrTaskPtr* for vslsCorrNewTaskX, vsldCorrNewTaskX, vslcCorrNewTaskX, vslzCorrNewTaskX	
<i>status</i>	FORTTRAN 77: INTEGER Fortran 90: INTEGER C: int	Set to VSL_STATUS_OK if the task is created successfully or set to non-zero error code otherwise.

Description

This function is declared in `mkl_vsl.f77` for FORTRAN 77 interface, in `mkl_vsl.fi` for Fortran 90 interface, and in `mkl_vsl_functions.h` for C interface.

Each `NewTaskX` constructor creates a new convolution or correlation task descriptor with the user specified values for explicit parameters. The optional parameters are set to their default values (see [Table 10-14](#)).

Unlike `NewTask`, these routines represent the so called X-form version of the constructor, which means that in addition to creating the task descriptor they assign particular data to the first operand vector in array `x` used in convolution or correlation operation. The task descriptor created by the `NewTaskX` constructor keeps the pointer to the array `x` all the time, that is, until the task object is deleted by one of the destructor routines (see [DeleteTask](#)).

Using this form of constructors is recommended when you need to compute multiple convolutions or correlations with the same data vector in array *x* against different vectors in array *y*. This helps improve performance by eliminating unnecessary overhead in repeated computation of intermediate data required for the operation.

The parameters *xshape*, *yshape*, and *zshape* define the shapes of the input and output data provided by the arrays *x*, *y*, and *z*, respectively. Each shape parameter is an array of integers with its length equal to the value of *dims*. You explicitly assign the shape parameters when calling the constructor. If the value of the parameter *dims* is 1, then *xshape*, *yshape*, and *zshape* are equal to the number of elements read from the arrays *x* and *y* or stored to the array *z*. Note that values of shape parameters may differ from physical shapes of arrays *x*, *y*, and *z* if non-trivial strides are assigned.

The stride parameter *xstride* specifies the physical location of the input data in the array *x*. In a one-dimensional case, stride is an interval between locations of consecutive elements of the array. For example, if the value of the parameter *xstride* is *s*, then only every *s*th element of the array *x* will be used to form the input sequence. The stride value must be positive or negative but not zero.

NewTaskX1D

Creates a new convolution or correlation task descriptor for one-dimensional case and assigns source data to the first operand vector.

Syntax

Fortran:

```
status = vs1sconvnewtaskx1d(task, mode, xshape, yshape, zshape, x, xstride)
status = vs1dconvnewtaskx1d(task, mode, xshape, yshape, zshape, x, xstride)
status = vs1cconvnewtaskx1d(task, mode, xshape, yshape, zshape, x, xstride)
status = vs1zconvnewtaskx1d(task, mode, xshape, yshape, zshape, x, xstride)
status = vs1scorrnewtaskx1d(task, mode, xshape, yshape, zshape, x, xstride)
status = vs1dcorrnewtaskx1d(task, mode, xshape, yshape, zshape, x, xstride)
status = vs1ccorrnewtaskx1d(task, mode, xshape, yshape, zshape, x, xstride)
status = vs1zcorrnewtaskx1d(task, mode, xshape, yshape, zshape, x, xstride)
```

C:

```
status = vslsConvNewTaskX1D(task, mode, xshape, yshape, zshape, x, xstride);
status = vsldConvNewTaskX1D(task, mode, xshape, yshape, zshape, x, xstride);
status = vslcConvNewTaskX1D(task, mode, xshape, yshape, zshape, x, xstride);
status = vslzConvNewTaskX1D(task, mode, xshape, yshape, zshape, x, xstride);
status = vslsCorrNewTaskX1D(task, mode, xshape, yshape, zshape, x, xstride);
status = vsldCorrNewTaskX1D(task, mode, xshape, yshape, zshape, x, xstride);
status = vslcCorrNewTaskX1D(task, mode, xshape, yshape, zshape, x, xstride);
status = vslzCorrNewTaskX1D(task, mode, xshape, yshape, zshape, x, xstride);
```

Input Parameters

Name	Type	Description
<i>mode</i>	FORTRAN 77: INTEGER Fortran 90: INTEGER C: const int	Specifies whether convolution/correlation calculation must be performed by using a direct algorithm or through Fourier transform of the input data. See Table 10-18 for a list of possible values.
<i>xshape</i>	FORTRAN 77: INTEGER Fortran 90: INTEGER C: const int	Defines the length of the input data sequence for the source array <i>x</i> . See Data Allocation for more information.
<i>yshape</i>	FORTRAN 77: INTEGER Fortran 90: INTEGER C: const int	Defines the length of the input data sequence for the source array <i>y</i> . See Data Allocation for more information.
<i>zshape</i>	FORTRAN 77: INTEGER Fortran 90: INTEGER C: const int	Defines the length of the output data sequence to be stored in array <i>z</i> . See Data Allocation for more information.

Name	Type	Description
x	<p>FORTTRAN 77: REAL*4 for real data in single precision flavors,</p> <p>REAL*8 for real data in double precision flavors,</p> <p>COMPLEX*8 for complex data in single precision flavors,</p> <p>COMPLEX*16 for complex data in double precision flavors</p> <p>Fortran 90:</p> <p>REAL(KIND=4) , DIMENSION (*) for real data in single precision flavors,</p> <p>REAL(KIND=8) , DIMENSION (*) for real data in double precision flavors,</p> <p>COMPLEX(KIND=4) , DIMENSION (*) for complex data in single precision flavors,</p> <p>COMPLEX(KIND=8) , DIMENSION (*) for complex data in double precision flavors</p> <p>C: const float[] for real data in single precision flavors,</p> <p>const double[] for real data in double precision flavors,</p>	<p>Pointer to the array containing input data for the first operand vector. See Data Allocation for more information.</p>

Name	Type	Description
	<code>const MKL_Complex8[]</code> for complex data in single precision flavors, <code>const MKL_Complex16[]</code> for complex data in double precision flavors	
<i>xstride</i>	FORTRAN 77: INTEGER Fortran 90: INTEGER C: <code>const int</code>	Stride for input data sequence in the array <i>x</i> .

Output Parameters

Name	Type	Description
<i>task</i>	FORTRAN 77: <code>INTEGER*4</code> <code>task(2)</code> for <code>vslsconvnewtaskxld</code> , <code>vsldconvnewtaskxld</code> , <code>vslcconvnewtaskxld</code> , <code>vslzconvnewtaskxld</code> <code>INTEGER*4 task(2)</code> for <code>vslscorrnewtaskxld</code> , <code>vsldcorrnewtaskxld</code> , <code>vslccorrnewtaskxld</code> , <code>vslzcorrnewtaskxld</code> Fortran 90: <code>TYPE(VSL_CONV_TASK)</code> for <code>vslsconvnewtaskxld</code> , <code>vsldconvnewtaskxld</code> , <code>vslcconvnewtaskxld</code> , <code>vslzconvnewtaskxld</code>	Pointer to the task descriptor if created successfully or NULL pointer otherwise.

Name	Type	Description
	TYPE(VSL_CORR_TASK) for vslscorrnewtaskx1d, vsldcorrnewtaskx1d, vslccorrnewtaskx1d, vslzcorrnewtaskx1d C: VSLConvTaskPtr* for vslsConvNewTaskX1D, vsldConvNewTaskX1D, vslcConvNewTaskX1D, vslzConvNewTaskX1D VSLCorrTaskPtr* for vslsCorrNewTaskX1D, vsldCorrNewTaskX1D, vslcCorrNewTaskX1D, vslzCorrNewTaskX1D	
<i>status</i>	FORTRAN 77: INTEGER Fortran 90: INTEGER C: int	Set to VSL_STATUS_OK if the task is created successfully or set to non-zero error code otherwise.

Description

This function is declared in `mk1_vsl.f77` for FORTRAN 77 interface, in `mk1_vsl.fi` for Fortran 90 interface, and in `mk1_vsl_functions.h` for C interface.

Each `NewTaskX1D` constructor creates a new convolution or correlation task descriptor with the user specified values for explicit parameters. The optional parameters are set to their default values (see [Table 10-14](#)).

These routines represent a special one-dimensional version of the so called X-form of the constructor. This assumes that the value of the parameter *dims* is 1 and that in addition to creating the task descriptor, constructor routines assign particular data to the first operand vector in array *x* used in convolution or correlation operation. The task descriptor created by the `NewTaskX1D` constructor keeps the pointer to the array *x* all the time, that is, until the task object is deleted by one of the destructor routines (see [DeleteTask](#)).

Using this form of constructors is recommended when you need to compute multiple convolutions or correlations with the same data vector in array x against different vectors in array y . This helps improve performance by eliminating unnecessary overhead in repeated computation of intermediate data required for the operation.

The parameters $xshape$, $yshape$, and $zshape$ are equal to the number of elements read from the arrays x and y or stored to the array z . You explicitly assign the shape parameters when calling the constructor.

The [stride parameters](#) $xstride$ specifies the physical location of the input data in the array x and is an interval between locations of consecutive elements of the array. For example, if the value of the parameter $xstride$ is s , then only every s^{th} element of the array x will be used to form the input sequence. The stride value must be positive or negative but not zero.

Task Editors

Task editors in convolution and correlation API of the Intel MKL are routines intended for setting up or changing the following task parameters (see [Table 10-14](#)):

- *mode*
- *internal_precision*
- *start*
- *decimation*.

For setting up or changing each of the above parameters, a separate routine exists.



NOTE. Fields of the task descriptor structure are accessible only through the set of task editor routines provided with the software.

After applying any of the editor routines to change the task descriptor settings, the task loses its commitment status and will go through the full commitment process again during the next execution or copy operation. This is motivated by the fact that the currently stored work data computed during the last commitment process may become invalid with respect to new parameter settings. For more information about task commitment, see [Overview](#).

[Table 10-17](#) lists available task editors.

Table 10-17 Task Editors

Routine	Description
SetMode	Changes the value of the parameter <i>mode</i> for the operation of convolution or correlation.
SetInternalPrecision	Changes the value of the parameter <i>internal_precision</i> for the operation of convolution or correlation.
SetStart	Sets the value of the parameter <i>start</i> for the operation of convolution or correlation.
SetDecimation	Sets the value of the parameter <i>decimation</i> for the operation of convolution or correlation.



NOTE. You can use the `NULL` task pointer in calls to editor routines. In this case, the routine will be terminated and no system crash will occur.

SetMode

*Changes the value of the parameter *mode* in the convolution or correlation task descriptor.*

Syntax

Fortran:

```
status = vslconvsetmode(task, newmode)
status = vslcorrsetmode(task, newmode)
```

C:

```
status = vslConvSetMode(task, newmode);
status = vslCorrSetMode(task, newmode);
```

Input Parameters

Name	Type	Description
<i>task</i>	FORTRAN 77: INTEGER*4 task(2) for vslconvsetmode INTEGER*4 task(2) for vslcorrsetmode Fortran 90: TYPE(VSL_CONV_TASK) for vslconvsetmode TYPE(VSL_CORR_TASK) for vslcorrsetmode C: VSLConvTaskPtr for vslConvSetMode VSLCorrTaskPtr for vslCorrSetMode	Pointer to the task descriptor.
<i>newmode</i>	FORTRAN 77: INTEGER Fortran 90: INTEGER C: const int	New value of the parameter mode.

Output Parameters

Name	Type	Description
<i>status</i>	FORTRAN 77: INTEGER Fortran 90: INTEGER C: int	Current status of the task.

Description

This function is declared in `mkl_vsl.f77` for FORTRAN 77 interface, in `mkl_vsl.fi` for Fortran 90 interface, and in `mkl_vsl_functions.h` for C interface.

The function routine changes the value of the parameter `mode` for the operation of convolution or correlation. This parameter defines whether the computation should be done via Fourier transforms of the input/output data or using a direct algorithm. Initial value for `mode` is assigned by a task constructor.

Predefined values for the `mode` parameter are as follows:

Table 10-18 Values of `mode` parameter

Value	Purpose
VSL_CONV_MODE_FFT	Compute convolution by using fast Fourier transform.
VSL_CORR_MODE_FFT	Compute correlation by using fast Fourier transform.
VSL_CONV_MODE_DIRECT	Compute convolution directly.
VSL_CORR_MODE_DIRECT	Compute correlation directly.
VSL_CONV_MODE_AUTO	Automatically choose direct or Fourier mode for convolution.
VSL_CORR_MODE_AUTO	Automatically choose direct or Fourier mode for correlation.

SetInternalPrecision

Changes the value of the parameter `internal_precision` in the convolution or correlation task descriptor.

Syntax

Fortran:

```
status = vslconvsetinternalprecision(task, precision)
status = vslcorrsetinternalprecision(task, precision)
```

C:

```
status = vslConvSetInternalPrecision(task, precision);
status = vslCorrSetInternalPrecision(task, precision);
```

Input Parameters

Name	Type	Description
<i>task</i>	FORTRAN 77: INTEGER*4 task(2) for vslconvsetinternalprecision INTEGER*4 task(2) for vslcorrsetinternalprecision Fortran 90: TYPE(VSL_CONV_TASK) for vslconvsetinternalprecision TYPE(VSL_CORR_TASK) for vslcorrsetinternalprecision C: VSLConvTaskPtr for vslConvSetInternalPrecision VSLCorrTaskPtr for vslCorrSetInternalPrecision	Pointer to the task descriptor.
<i>precision</i>	FORTRAN 77: INTEGER Fortran 90: INTEGER C: const int	New value of the parameter <i>internal_precision</i> .

Output Parameters

Name	Type	Description
<i>status</i>	FORTRAN 77: INTEGER Fortran 90: INTEGER C: int	Current status of the task.

Description

This routine is declared in `mkl_vsl.f77` for FORTRAN 77 interface, in `mkl_vsl.fi` for Fortran 90 interface, and in `mkl_vsl_functions.h` for C interface.

The routine changes the value of the parameter *internal_precision* for the operation of convolution or correlation. This parameter defines whether the internal computations of the convolution or correlation result should be done in single or double precision. Initial value for *internal_precision* is assigned by a task constructor and set to either “single” or “double” according to the particular flavor of the constructor used.

Changing the *internal_precision* can be useful if the default setting of this parameter was “single” but you want to calculate the result with double precision even if input and output data are represented in single precision.

Predefined values for the *internal_precision* input parameter are as follows:

Table 10-19 Values of *internal_precision* Parameter

Value	Purpose
VSL_CONV_PRECISION_SINGLE	Compute convolution with single precision.
VSL_CORR_PRECISION_SINGLE	Compute correlation with single precision.
VSL_CONV_PRECISION_DOUBLE	Compute convolution with double precision.
VSL_CORR_PRECISION_DOUBLE	Compute correlation with double precision.

SetStart

*Changes the value of the parameter *start* in the convolution or correlation task descriptor.*

Syntax

Fortran:

```
status = vslconvsetstart(task, start)
status = vslcorrsetstart(task, start)
```

C:

```
status = vslConvSetStart(task, start);
status = vslCorrSetStart(task, start);
```


Input Parameters

Name	Type	Description
<i>task</i>	FORTRAN 77: INTEGER*4 task(2) for vslconvsetstart INTEGER*4 task(2) for vslcorrsetstart Fortran 90: TYPE(VSL_CONV_TASK) for vslconvsetstart TYPE(VSL_CORR_TASK) for vslcorrsetstart C: VSLConvTaskPtr for vslConvSetStart VSLCorrTaskPtr for vslCorrSetStart	Pointer to the task descriptor.
<i>start</i>	FORTRAN 77: INTEGER Fortran 90: INTEGER, DIMENSION (*) C: const int[]	New value of the parameter <i>start</i> .

Output Parameters

Name	Type	Description
<i>status</i>	FORTRAN 77: INTEGER Fortran 90: INTEGER C: int	Current status of the task.

Description

This routine is declared in `mkl_vsl.f77` for FORTRAN 77 interface, in `mkl_vsl.fi` for Fortran 90 interface, and in `mkl_vsl_functions.h` for C interface.

The routine sets the value of the parameter *start* for the operation of convolution or correlation. In a one-dimensional case, this parameter points to the first element in the mathematical result that should be stored in the output array. In a multidimensional case, *start* is an array of indices and its length is equal to the number of dimensions specified by the parameter *dims*. For more information about the definition and effect of this parameter, see [Data Allocation](#).

During the initial task descriptor construction, the default value for *start* is undefined and this parameter is not used. Therefore the only way to set and use the *start* parameter is via assigning it some value by one of the `SetStart` routines.

SetDecimation

*Changes the value of the parameter *decimation* in the convolution or correlation task descriptor.*

Syntax

Fortran:

```
status = vslconvsetdecimation(task, decimation)
status = vslcorrsetdecimation(task, decimation)
```

C:

```
status = vslConvSetDecimation(task, decimation);
status = vslCorrSetDecimation(task, decimation);
```

Input Parameters

Name	Type	Description
<i>task</i>	FORTRAN 77: INTEGER*4 task(2) for vslconvsetdecimation INTEGER*4 task(2) for vslcorrsetdecimation Fortran 90: TYPE(VSL_CONV_TASK) for vslconvsetdecimation	Pointer to the task descriptor.

Name	Type	Description
	TYPE (VSL_CORR_TASK) for vslcorrsetdecimation	
	C: VSLConvTaskPtr for vslConvSetDecimation	
	VSLCorrTaskPtr for vslCorrSetDecimation	
<i>decimation</i>	FORTRAN 77: INTEGER Fortran 90: INTEGER, DIMENSION (*) C: const int[]	New value of the parameter <i>decimation</i> .

Output Parameters

Name	Type	Description
<i>status</i>	FORTRAN 77: INTEGER Fortran 90: INTEGER C: int	Current status of the task.

Description

This routine is declared in `mkl_vsl.f77` for FORTRAN 77 interface, in `mkl_vsl.fi` for Fortran 90 interface, and in `mkl_vsl_functions.h` for C interface.

The routine sets the value of the parameter *decimation* for the operation of convolution or correlation. This parameter determines how to thin out the mathematical result of convolution or correlation before writing it into the output data array. For example, in a one-dimensional case, if $decimation = d > 1$, only every d -th element of the mathematical result is written to the output array *z*. In a multidimensional case, *decimation* is an array of indices and its length is equal to the number of dimensions specified by the parameter *dims*. For more information about the definition and effect of this parameter, see [Data Allocation](#).

During the initial task descriptor construction, the default value for *decimation* is undefined and this parameter is not used. Therefore the only way to set and use the *decimation* parameter is via assigning it some value by one of the `SetDecimation` routines.

Task Execution Routines

Task execution routines compute convolution or correlation results based on parameters held by the task descriptor and on the supplied user data for input vectors.

Once created and adjusted, the task can be executed multiple times by applying to different input/output data of the same type, precision, and shape.

Intel MKL implementation of the convolution and correlation API provides two different forms of execution routines: a general form and an X-form. General form executors use the task descriptor created by the general form constructor and expect to get two source data arrays x and y on input. Alternatively, X-form executors use the task descriptor created by the X-form constructor and expect to get only one source data array y on input because the first array x has been already specified on the construction stage.

When the task is executed for the first time, the execution routine includes task commitment operation, which involves two basic steps: parameters consistency check and preparation of auxiliary data (for example, this might be the calculation of Fourier transform for input data).

For each execution routine there is also an associated one-dimensional version which exploits the algorithmic and computational benefits provided by the simplicity of the data structures for one-dimensional case.



NOTE. You can use the `NULL` task pointer in calls to execution routines. In this case, the routine will be terminated and no system crash will occur.

If the task is executed successfully, the execution routine returns zero status code. If an error is detected, the execution routine returns an error code which signals that a specific error has occurred. In particular, an error status code is returned in the following cases:

- if the task pointer is `NULL`,
- if the task descriptor is corrupted,
- if calculation has failed for some other reason.



NOTE. Intel® MKL does not control floating-point errors, like overflow or gradual underflow, or operations with NaNs, etc.

If an error occurs, the task descriptor stores the error code.

The table below lists all task execution routines.

Table 10-20 Task Execution Routines

Routine	Description
Exec	Computes convolution or correlation for a multidimensional case.
Exec1D	Computes convolution or correlation for a one-dimensional case.
ExecX	Computes convolution or correlation as X-form for a multidimensional case.
ExecX1D	Computes convolution or correlation as X-form for a one-dimensional case.

Exec

Computes convolution or correlation for multidimensional case.

Syntax

Fortran:

```
status = vslsconvexec(task, x, xstride, y, ystride, z, zstride)
status = vsldconvexec(task, x, xstride, y, ystride, z, zstride)
status = vslcconvexec(task, x, xstride, y, ystride, z, zstride)
status = vslzconvexec(task, x, xstride, y, ystride, z, zstride)
status = vslscorrexec(task, x, xstride, y, ystride, z, zstride)
status = vsldcorrexec(task, x, xstride, y, ystride, z, zstride)
status = vslccorrexec(task, x, xstride, y, ystride, z, zstride)
status = vslzcorrexec(task, x, xstride, y, ystride, z, zstride)
```

C:

```
status = vslsConvExec(task, x, xstride, y, ystride, z, zstride);
status = vsldConvExec(task, x, xstride, y, ystride, z, zstride);
status = vslcConvExec(task, x, xstride, y, ystride, z, zstride);
status = vslzConvExec(task, x, xstride, y, ystride, z, zstride);
```

```

status = vsIsCorrExec(task, x, xstride, y, ystride, z, zstride);
status = vsldCorrExec(task, x, xstride, y, ystride, z, zstride);
status = vslcCorrExec(task, x, xstride, y, ystride, z, zstride);
status = vslzCorrExec(task, x, xstride, y, ystride, z, zstride);

```

Input Parameters

Name	Type	Description
<i>task</i>	<p>FORTRAN 77: INTEGER*4</p> <p>task(2) for vsIsconvexec, vsldconvexec, vslcconvexec, vslzconvexec</p> <p>INTEGER*4 task(2) for vsIsconvexec, vsldconvexec, vslcconvexec, vslzconvexec</p> <p>Fortran 90:</p> <p>TYPE(VSL_CONV_TASK) for vsIsconvexec, vsldconvexec, vslcconvexec, vslzconvexec</p> <p>TYPE(VSL_CORR_TASK) for vsIsconvexec, vsldconvexec, vslcconvexec, vslzconvexec</p> <p>C: VSLConvTaskPtr for vsIsConvExec, vsldConvExec, vslcConvExec, vslzConvExec</p>	Pointer to the task descriptor

Name	Type	Description
	VSLCorrTaskPtr for vslsCorrExec, vsldCorrExec, vslcCorrExec, vslzCorrExec	
<i>x, y</i>	FORTRAN 77: REAL*4 for vslsconvexec and vslscorrexec, REAL*8 for vsldconvexec and vsldcorrexec, COMPLEX*8 forvslcconvexec and vslccorrexec, COMPLEX*16 forvslzconvexec and vslzcorrexec Fortran 90: REAL (KIND=4) , DIMENSION (*) for vslsconvexec and vslscorrexec, REAL (KIND=8) , DIMENSION (*) for vsldconvexec and vsldcorrexec, COMPLEX (KIND=4) , DIMENSION (*) forvslcconvexec and vslccorrexec, COMPLEX (KIND=8) , DIMENSION (*) for vslzconvexec and vslzcorrexec	Pointers to arrays containing input data. See Data Allocation for more information.

Name	Type	Description
	C: const float[] for vslsConvExec and vslsCorrExec, const double[] for vsldConvExec and vsldCorrExec, const MKL_Complex8[] for vslcConvExec and vslcCorrExec, const MKL_Complex16[] for vslzConvExec and vslzCorrExec	
xstride, ystride, zstride	FORTRAN 77: INTEGER Fortran 90: INTEGER, DIMENSION (*) C: const int[]	Strides for input and output data. For more information, see stride parameters .

Output Parameters

Name	Type	Description
z	FORTRAN 77: REAL*4 for vslsconvexec and vslscorrexec, REAL*8 for vsldconvexec and vsldcorrexec, COMPLEX*8 for vslcconvexec and vslccorrexec, COMPLEX*16 for vslzconvexec and vslzcorrexec	Pointer to the array that stores output data. See Data Allocation for more information.

Name	Type	Description
	Fortran 90: REAL (KIND=4) , DIMENSION (*) for vslsconvexec and vslscorrexec, REAL (KIND=8) , DIMENSION (*) for vsldconvexec and vsldcorrexec, COMPLEX (KIND=4) , DIMENSION (*) forvslcconvexec and vslccorrexec, COMPLEX (KIND=8) , DIMENSION (*) for vslzconvexec and vslzcorrexec C: const float[] for vslsConvExec and vslsCorrExec, const double[] for vsldConvExec and vsldCorrExec, const MKL_Complex8[] for vslcConvExec and vslcCorrExec, const MKL_Complex16[] for vslzConvExec and vslzCorrExec	
<i>status</i>	FORTTRAN 77: INTEGER Fortran 90: INTEGER C: int	Set to VSL_STATUS_OK if the task is executed successfully or set to non-zero error code otherwise.

Description

This routine is declared in `mkl_vsl.f77` for FORTRAN 77 interface, in `mkl_vsl.fi` for Fortran 90 interface, and in `mkl_vsl_functions.h` for C interface.

Each of the `Exec` routines computes convolution or correlation of the data provided by the arrays `x` and `y` and then stores the results in the array `z`. Parameters of the operation are read from the task descriptor created previously by a corresponding `NewTask` constructor and pointed to by `task`. If `task` is `NULL`, no operation is done.

The stride parameters `xstride`, `ystride`, and `zstride` specify the physical location of the input and output data in the arrays `x`, `y`, and `z`, respectively. In a one-dimensional case, stride is an interval between locations of consecutive elements of the array. For example, if the value of the parameter `zstride` is `s`, then only every s^{th} element of the array `z` will be used to store the output data. The stride value must be positive or negative but not zero.

Exec1D

Computes convolution or correlation for one-dimensional case.

Syntax

Fortran:

```
status = vslsconvexeclD(task, x, xstride, y, ystride, z, zstride)
status = vsldconvexeclD(task, x, xstride, y, ystride, z, zstride)
status = vslcconvexeclD(task, x, xstride, y, ystride, z, zstride)
status = vslzconvexeclD(task, x, xstride, y, ystride, z, zstride)
status = vslscorrexeclD(task, x, xstride, y, ystride, z, zstride)
status = vsldcorrexeclD(task, x, xstride, y, ystride, z, zstride)
status = vslccorrexeclD(task, x, xstride, y, ystride, z, zstride)
status = vslzcorrexeclD(task, x, xstride, y, ystride, z, zstride)
```

C:

```
status = vslsConvExec1D(task, x, xstride, y, ystride, z, zstride);
status = vsldConvExec1D(task, x, xstride, y, ystride, z, zstride);
```

```
status = vslcConvExec1D(task, x, xstride, y, ystride, z, zstride);
status = vslzConvExec1D(task, x, xstride, y, ystride, z, zstride);
status = vslsCorrExec1D(task, x, xstride, y, ystride, z, zstride);
status = vsldCorrExec1D(task, x, xstride, y, ystride, z, zstride);
status = vslcCorrExec1D(task, x, xstride, y, ystride, z, zstride);
status = vslzCorrExec1D(task, x, xstride, y, ystride, z, zstride);
```

Input Parameters

Name	Type	Description
<i>task</i>	Fortran 77: INTEGER*4 task(2) for vslsconvexec1d, vsldconvexec1d, vslcconvexec1d, vslzconvexec1d INTEGER*4 task(2) for vslscorrexec1d, vsldcorrexec1d, vslccorrexec1d, vslzcorrexec1d Fortran 90: TYPE(VSL_CONV_TASK) for vslsconvexec1d, vsldconvexec1d, vslcconvexec1d, vslzconvexec1d TYPE(VSL_CORR_TASK) for vslscorrexec1d, vsldcorrexec1d, vslccorrexec1d, vslzcorrexec1d	Pointer to the task descriptor.

Name	Type	Description
	C: VSLConvTaskPtr for vslsConvExec1D, vsldConvExec1D, vslcConvExec1D, vslzConvExec1D VSLCorrTaskPtr for vslsCorrExec1D, vsldCorrExec1D, vslcCorrExec1D, vslzCorrExec1D	
x, y	FORTRAN 77: REAL*4 for vslsconvexec1d and vslscorrexec1d, REAL*8 for vsldconvexec1d and vsldcorrexec1d, COMPLEX*8 for vslcconvexec1d and vslccorrexec1d, COMPLEX*16 for vslzconvexec1d and vslzcorrexec1d Fortran 90: REAL(KIND=4) , DIMENSION(*) for vslsconvexec1d and vslscorrexec1d, REAL(KIND=8) , DIMENSION(*) for vsldconvexec1d and vsldcorrexec1d,	Pointers to arrays containing input data. See Data Allocation for more information.

Name	Type	Description
	COMPLEX (KIND=4) , DIMENSION (*) for <code>vslcconvexec1d</code> and <code>vslccorrexec1d</code> , COMPLEX (KIND=8) , DIMENSION (*) for <code>vslzconvexec1d</code> and <code>vslzcorrexec1d</code> C: <code>const float[]</code> for <code>vslsConvExec1D</code> and <code>vslsCorrExec1D</code> , <code>const double[]</code> for <code>vsldConvExec1D</code> and <code>vsldCorrExec1D</code> , <code>const MKL_Complex8[]</code> for <code>vslcConvExec1D</code> and <code>vslcCorrExec1D</code> , <code>const MKL_Complex16[]</code> for <code>vslzConvExec1D</code> and <code>vslzCorrExec1D</code>	
<i>xstride</i> , <i>ystride</i> , <i>zstride</i>	FORTRAN 77: INTEGER Fortran 90: INTEGER C: <code>const int</code>	Strides for input and output data. For more information, see stride parameters .

Output Parameters

Name	Type	Description
<i>z</i>	FORTRAN 77: <code>REAL*4</code> for <code>vslsconvexec1d</code> and <code>vslscorrexec1d</code> , <code>REAL*8</code> for <code>vsldconvexec1d</code> and <code>vsldcorrexec1d</code> ,	Pointer to the array that stores output data. See Data Allocation for more information.

Name	Type	Description
	COMPLEX*8 for vslcconvexec1d and vslccorrexec1d,	
	COMPLEX*16 for vslzconvexec1d and vslzcorrexec1d	
	Fortran 90: REAL (KIND=4) , DIMENSION (*) for vslsconvexec1d and vslscorrexec1d,	
	REAL (KIND=8) , DIMENSION (*) for vsldconvexec1d and vsldcorrexec1d,	
	COMPLEX (KIND=4) , DIMENSION (*) for vslcconvexec1d and vslccorrexec1d,	
	COMPLEX (KIND=8) , DIMENSION (*) for vslzconvexec1d and vslzcorrexec1d	
	C: const float[] for vslsConvExec1D and vslsCorrExec1D,	
	const double[] for vsldConvExec1D and vsldCorrExec1D,	
	const MKL_Complex8[] for vslcConvExec1D and vslcCorrExec1D,	

Name	Type	Description
	<code>const MKL_Complex16[]</code> for <code>vslzConvExec1D</code> and <code>vslzCorrExec1D</code>	
<i>status</i>	FORTTRAN 77: INTEGER Fortran 90: INTEGER C: int	Set to <code>VSL_STATUS_OK</code> if the task is executed successfully or set to non-zero error code otherwise.

Description

This routine is declared in `mkl_vsl.f77` for FORTRAN 77 interface, in `mkl_vsl.fi` for Fortran 90 interface, and in `mkl_vsl_functions.h` for C interface.

Each of the `Exec1D` routines computes convolution or correlation of the data provided by the arrays *x* and *y* and then stores the results in the array *z*. These routines represent a special one-dimensional version of the operation, assuming that the value of the parameter *dims* is 1. Using this version of execution routines can help speed up performance in case of one-dimensional data.

Parameters of the operation are read from the task descriptor created previously by a corresponding `NewTask1D` constructor and pointed to by *task*. If *task* is `NULL`, no operation is done.

ExecX

Computes convolution or correlation for multidimensional case with the fixed first operand vector.

Syntax

Fortran:

```
status = vslsconvexec(task, y, ystride, z, zstride)
status = vsldconvexec(task, y, ystride, z, zstride)
status = vslcconvexec(task, y, ystride, z, zstride)
status = vslzconvexec(task, y, ystride, z, zstride)
```

```

status = vslscorrexecx(task, y, ystride, z, zstride)
status = vsldcorrexecx(task, y, ystride, z, zstride)
status = vslccorrexecx(task, y, ystride, z, zstride)
status = vslzcorrexecx(task, y, ystride, z, zstride)

```

C:

```

status = vslsConvExecX(task, y, ystride, z, zstride);
status = vsldConvExecX(task, y, ystride, z, zstride);
status = vslcConvExecX(task, y, ystride, z, zstride);
status = vslzConvExecX(task, y, ystride, z, zstride);
status = vslsCorrExecX(task, y, ystride, z, zstride);
status = vslcCorrExecX(task, y, ystride, z, zstride);
status = vslzCorrExecX(task, y, ystride, z, zstride);
status = vsldCorrExecX(task, y, ystride, z, zstride);

```

Input Parameters

Name	Type	Description
<i>task</i>	FORTRAN 77: INTEGER*4 task(2) for vslsconvexecx, vsldconvexecx, vslcconvexecx, vslzconvexecx INTEGER*4 task(2) for vslscorrexecx, vsldcorrexecx, vslccorrexecx, vslzcorrexecx Fortran 90: TYPE(VSL_CONV_TASK) for vslsconvexecx,	Pointer to the task descriptor.

Name	Type	Description
	<div>vsldconvexecx, vslcconvexecx, vslzconvexecx</div> <div>TYPE (VSL_CORR_TASK) for vslscorreexecx, vsldcorreexecx, vslccorreexecx, vslzcorreexecx</div> <div>C: VSLConvTaskPtr for vslsConvExecX, vsldConvExecX, vslcConvExecX, vslzConvExecX</div> <div>VSLCorrTaskPtr for vslsCorrExecX, vsldCorrExecX, vslcCorrExecX, vslzCorrExecX</div>	
<div>x ,y</div>	<div>FORTRAN 77: REAL*4 for vslsconvexecx and vslscorreexecx, REAL*8 for vsldconvexecx and vsldcorreexecx, COMPLEX*8 forvslcconvexecx and vslccorreexecx, COMPLEX*16 forvslzconvexecx and vslzcorreexecx</div>	<div>Pointer to array containing input data (for the second operand vector). See Data Allocation for more information.</div>

Name	Type	Description
	Fortran 90: REAL (KIND=4) , DIMENSION (*) for vslsconvexecx and vslscorrexecx, REAL (KIND=8) , DIMENSION (*) for vsldconvexecx and vsldcorrexecx, COMPLEX (KIND=4) , DIMENSION (*) for vslcconvexecx and vslccorrexecx, COMPLEX (KIND=8) , DIMENSION (*) for vslzconvexecx and vslzcorrexecx C: const float[] for vslsConvExecX and vslsCorrExecX, const double[] for vsldConvExecX and vsldCorrExecX, const MKL_Complex8[] for vslcConvExecX and vslcCorrExecX, const MKL_Complex16[] for vslzConvExecX and vslzCorrExecX	
ystride ,zstride	FORTTRAN 77: INTEGER Fortran 90: INTEGER, DIMENSION (*)	Strides for input and output data. For more information, see stride parameters .

Name	Type	Description
	C: <code>const int[]</code>	

Output Parameters

Name	Type	Description
<i>z</i>	FORTRAN 77: <code>REAL*4</code> for <code>vslsconvexecx</code> and <code>vslscorexecx</code> , <code>REAL*8</code> for <code>vsldconvexecx</code> and <code>vsldcorexecx</code> , <code>COMPLEX*8</code> for <code>vsllconvexecx</code> and <code>vsllcorexecx</code> , <code>COMPLEX*16</code> for <code>vsllzconvexecx</code> and <code>vsllzcorexecx</code> Fortran 90: <code>REAL (KIND=4) ,</code> <code>DIMENSION (*)</code> for <code>vslsconvexecx</code> and <code>vslscorexecx</code> , <code>REAL (KIND=8) ,</code> <code>DIMENSION (*)</code> for <code>vsldconvexecx</code> and <code>vsldcorexecx</code> , <code>COMPLEX (KIND=4) ,</code> <code>DIMENSION (*)</code> for <code>vsllconvexecx</code> and <code>vsllcorexecx</code> , <code>COMPLEX (KIND=8) ,</code> <code>DIMENSION (*)</code> for <code>vsllzconvexecx</code> and <code>vsllzcorexecx</code>	Pointer to the array that stores output data. See Data Allocation for more information.

Name	Type	Description
	C: const float[] for vslsConvExecX and vslsCorrExecX, const double[] for vsldConvExecX and vsldCorrExecX, const MKL_Complex8[] for vslcConvExecX and vslcCorrExecX, const MKL_Complex16[] for vslzConvExecX and vslzCorrExecX	
<i>status</i>	FORTTRAN 77: INTEGER Fortran 90: INTEGER C: int	Set to VSL_STATUS_OK if the task is executed successfully or set to non-zero error code otherwise.

Description

This routine is declared in `mkl_vsl.f77` for FORTRAN 77 interface, in `mkl_vsl.fi` for Fortran 90 interface, and in `mkl_vsl_functions.h` for C interface.

Each of the `ExecX` routines computes convolution or correlation of the data provided by the arrays `x` and `y` and then stores the results in the array `z`. These routines represent a special version of the operation, which assumes that the first operand vector was set on the task construction stage and the task object keeps the pointer to the array `x`.

Parameters of the operation are read from the task descriptor created previously by a corresponding `NewTaskX` constructor and pointed to by `task`. If `task` is `NULL`, no operation is done.

Using this form of execution routines is recommended when you need to compute multiple convolutions or correlations with the same data vector in array `x` against different vectors in array `y`. This helps improve performance by eliminating unnecessary overhead in repeated computation of intermediate data required for the operation.

ExecX1D

Computes convolution or correlation for one-dimensional case with the fixed first operand vector.

Syntax

Fortran:

```
status = vslsconvexecx1d(task, y, ystride, z, zstride)
status = vsldconvexecx1d(task, y, ystride, z, zstride)
status = vslcconvexecx1d(task, y, ystride, z, zstride)
status = vslzconvexecx1d(task, y, ystride, z, zstride)
status = vslscorrexx1d(task, y, ystride, z, zstride)
status = vsldcorrexx1d(task, y, ystride, z, zstride)
status = vslccorrexx1d(task, y, ystride, z, zstride)
status = vslzcorrexx1d(task, y, ystride, z, zstride)
```

C:

```
status = vslsConvExecX1D(task, y, ystride, z, zstride);
status = vsldConvExecX1D(task, y, ystride, z, zstride);
status = vslcConvExecX1D(task, y, ystride, z, zstride);
status = vslzConvExecX1D(task, y, ystride, z, zstride);
status = vslsCorrExecX1D(task, y, ystride, z, zstride);
status = vslcCorrExecX1D(task, y, ystride, z, zstride);
status = vslzCorrExecX1D(task, y, ystride, z, zstride);
status = vsldCorrExecX1D(task, y, ystride, z, zstride);
```

Input Parameters

Name	Type	Description
<i>task</i>	<p>FORTRAN 77: INTEGER*4</p> <p>task(2) for vslsconvexec1d, vsldconvexec1d, vslcconvexec1d, vslzconvexec1d</p> <p>INTEGER*4 task(2) for vslscorrexec1d, vsldcorrexec1d, vslccorrexec1d, vslzcorrexec1d</p> <p>Fortran 90:</p> <p>TYPE(VSL_CONV_TASK) for vslsconvexec1d, vsldconvexec1d, vslcconvexec1d, vslzconvexec1d</p> <p>TYPE(VSL_CORR_TASK) for vslscorrexec1d, vsldcorrexec1d, vslccorrexec1d, vslzcorrexec1d</p> <p>C: VSLConvTaskPtr for vslsConvExecX1D, vsldConvExecX1D, vslcConvExecX1D, vslzConvExecX1D</p> <p>VSLCorrTaskPtr for vslsCorrExecX1D, vsldCorrExecX1D, vslcCorrExecX1D, vslzCorrExecX1D</p>	Pointer to the task descriptor.

Name	Type	Description
<code>x , y</code>	<p>FORTRAN 77: REAL*4 for vslsconvexec1d and vslscorrexec1d,</p> <p>REAL*8 for vsldconvexec1d and vsldcorrexec1d,</p> <p>COMPLEX*8 forvslcconvexec1d and vslccorrexec1d,</p> <p>COMPLEX*16 forvslzconvexec1d and vslzcorrexec1d</p> <p>Fortran 90: REAL (KIND=4) , DIMENSION (*) for vslsconvexec1d and vslscorrexec1d,</p> <p>REAL (KIND=8) , DIMENSION (*) for vsldconvexec1d and vsldcorrexec1d,</p> <p>COMPLEX (KIND=4) , DIMENSION (*) forvslcconvexec1d and vslccorrexec1d,</p> <p>COMPLEX (KIND=8) , DIMENSION (*) for vslzconvexec1d and vslzcorrexec1d</p> <p>C: const float[] for vslsConvExecX1D and vslsCorrExecX1D,</p>	Pointer to array containing input data (for the second operand vector). See Data Allocation for more information.

Name	Type	Description
	const double[] for vsldConvExecX1D and vsldCorrExecX1D, const MKL_Complex8[] for vslcConvExecX1D and vslcCorrExecX1D, const MKL_Complex16[] for vslzConvExecX1D and vslzCorrExecX1D	
<i>ystride</i> , <i>zstride</i>	FORTRAN 77: INTEGER Fortran 90: INTEGER C: const int	Strides for input and output data. For more information, see stride parameters .

Output Parameters

Name	Type	Description
<i>z</i>	FORTRAN 77: REAL*4 for vslsconvexecx1d and vslscorreexecx1d, REAL*8 for vsldconvexecx1d and vsldcorreexecx1d, COMPLEX*8 forvslcconvexecx1d and vslccorreexecx1d, COMPLEX*16 forvslzconvexecx1d and vslzcorreexecx1d	Pointer to the array that stores output data. See Data Allocation for more information.

Name	Type	Description
	Fortran 90: REAL (KIND=4) , DIMENSION (*) for vslsconvexecx1d and vslscorrexecx1d, REAL (KIND=8) , DIMENSION (*) for vsldconvexecx1d and vsldcorrexecx1d, COMPLEX (KIND=4) , DIMENSION (*) forvslcconvexecx1d and vslccorrexecx1d, COMPLEX (KIND=8) , DIMENSION (*) for vslzconvexecx1d and vslzcorrexecx1d C: const float[] for vslsConvExecX1D and vslsCorrExecX1D, const double[] for vsldConvExecX1D and vsldCorrExecX1D, const MKL_Complex8[] for vslcConvExecX1D and vslcCorrExecX1D, const MKL_Complex16[] for vslzConvExecX1D and vslzCorrExecX1D	
<i>status</i>	FORTTRAN 77: INTEGER Fortran 90: INTEGER C: int	Set to VSL_STATUS_OK if the task is executed successfully or set to non-zero error code otherwise.

Description

This routine is declared in `mkl_vsl.f77` for FORTRAN 77 interface, in `mkl_vsl.fi` for Fortran 90 interface, and in `mkl_vsl_functions.h` for C interface.

Each of the `ExecX1D` routines computes convolution or correlation of one-dimensional (assuming that `dims = 1`) data provided by the arrays `x` and `y` and then stores the results in the array `z`. These routines represent a special version of the operation, which expects that the first operand vector was set on the task construction stage.

Parameters of the operation are read from the task descriptor created previously by a corresponding `NewTaskX1D` constructor and pointed to by `task`. If `task` is `NULL`, no operation is done.

Using this form of execution routines is recommended when you need to compute multiple one-dimensional convolutions or correlations with the same data vector in array `x` against different vectors in array `y`. This helps improve performance by eliminating unnecessary overhead in repeated computation of intermediate data required for the operation.

Task Destructors

Task destructors are routines designed for deleting task objects and deallocating memory.

DeleteTask

Destroys the task object and frees the memory.

Syntax

Fortran:

```
errcode = vslconvdeletetask(task)
```

```
errcode = vslcorrdeletetask(task)
```

C:

```
errcode = vslConvDeleteTask(task);
```

```
errcode = vslCorrDeleteTask(task);
```

Input Parameters

Name	Type	Description
<i>task</i>	FORTRAN 77: INTEGER*4 task(2) for vslconvdeletetask INTEGER*4 task(2) for vslcorrdeletetask Fortran 90: TYPE(VSL_CONV_TASK) for vslconvdeletetask TYPE(VSL_CORR_TASK) for vslcorrdeletetask C: VSLConvTaskPtr* for vslConvDeleteTask VSLCorrTaskPtr* for vslCorrDeleteTask	Pointer to the task descriptor.

Output Parameters

Name	Type	Description
<i>errcode</i>	FORTRAN 77: INTEGER Fortran 90: INTEGER C: int	Contains 0 if the task object is deleted successfully. Contains error code if an error occurred.

Description

This routine is declared in `mkl_vsl.f77` for FORTRAN 77 interface, in `mkl_vsl.fi` for Fortran 90 interface, and in `mkl_vsl_functions.h` for C interface.

Given a pointer to a task descriptor, this routine deletes the task descriptor object and frees the memory allocated for the data structure. If the task holds a work memory, the latter is also freed. The task pointer is set to `NULL`.

Note that if by some reason the task was not deleted successfully, the routine returns an error code. This error code has no relation to the task status code and does not change it.



NOTE. You can use the `NULL` task pointer in calls to destructor routines. In this case, the routine will be terminated and no system crash will occur.

Task Copy

The routines are designed for copying convolution and correlation task descriptors.

CopyTask

Copies a descriptor for convolution or correlation task.

Syntax

Fortran:

```
status = vslconvcopytask(newtask, srctask)
status = vslcorrcopytask(newtask, srctask)
```

C:

```
status = vslConvCopyTask(newtask, srctask);
status = vslCorrCopyTask(newtask, srctask);
```

Input Parameters

Name	Type	Description
<i>srctask</i>	FORTRAN 77: INTEGER*4 srctask(2) for vslconvcopytask INTEGER*4 srctask(2) for vslcorrcopytask Fortran 90: TYPE(VSL_CONV_TASK) for vslconvcopytask	Pointer to the source task descriptor.

Name	Type	Description
	TYPE (VSL_CORR_TASK) for vslcorrcopytask	
	C: const VSLConvTaskPtr for vslConvCopyTask	
	const VSLCorrTaskPtr for vslCorrCopyTask	

Output Parameters

Name	Type	Description
<i>newtask</i>	FORTRAN 77: INTEGER*4 srctask(2) for vslconvcopytask INTEGER*4 srctask(2) for vslcorrcopytask Fortran 90: TYPE (VSL_CONV_TASK) for vslconvcopytask TYPE (VSL_CORR_TASK) for vslcorrcopytask C: VSLConvTaskPtr* for vslConvCopyTask VSLCorrTaskPtr* for vslCorrCopyTask	Pointer to the new task descriptor.
<i>status</i>	FORTRAN 77: INTEGER Fortran 90: INTEGER C: int	Current status of the source task.

Description

This routine is declared in `mkl_vsl.f77` for FORTRAN 77 interface, in `mkl_vsl.fi` for Fortran 90 interface, and in `mkl_vsl_functions.h` for C interface.

If a task object `srcTask` already exists, you can use an appropriate `CopyTask` routine to make its copy in `newTask`. After the copy operation, both source and new task objects will become committed (see [Overview](#) for information about task commitment). If the source task was not previously committed, the commitment operation for this task is implicitly invoked before copying starts. If an error occurs during source task commitment, the task stores the error code in the status field. If an error occurs during copy operation, the routine returns a `NULL` pointer instead of a reference to a new task object.

Usage Examples

This section demonstrates how you can use the Intel MKL routines to perform some common convolution and correlation operations both for single threaded and multiple threaded calculations. The following two sample functions `scond1` and `sconf1` simulate the convolution and correlation functions `SCOND` and `SCONF` found in IBM ESSL* library. The functions assume single threaded calculations and can be used with C or C++ compilers.

Example 10-5 Function `scond1` for Single Threaded Calculations

```
#include "mkl_vsl.h"

int acond1(
    float h[], int inch,
    float x[], int incx,
    float y[], int incy,
    int nh, int nx, int iy0, int ny)
{
    int status;
    VSLConvTaskPtr task;
    vslsConvNewTask1D(&task, VSL_CONV_MODE_DIRECT, nh, nx, ny);
    vslConvSetStart(task, &iy0);
    status = vslsConvExec1D(task, h, inch, x, incx, y, incy);
    vslConvDeleteTask(&task);
    return status;
}
```

Example 10-6 Function `sconf1` for Single Threaded Calculations

```
#include "mkl_vsl.h"

int sconf1(
    int init,
    float h[], int inclh,
    float x[], int inclx, int inc2x,
    float y[], int incly, int inc2y,
    int nh, int nx, int m, int iy0, int ny,
    void* aux1, int naux1, void* aux2, int naux2)
{
    int status;

    /* assume that aux1!=0 and naux1 is big enough */
```

```
VSLConvTaskPtr* task = (VSLConvTaskPtr*)aux1;

if (init != 0)

    /* initialization: */

    status = vslsConvNewTaskX1D(task, VSL_CONV_MODE_FFT,
        nh, nx, ny, h, inclh);

if (init == 0) {

    /* calculations: */

    int i;

    vslConvSetStart(*task, &iy0);

    for (i=0; i<m; i++) {

        float* xi = &x[inc2x * i];

        float* yi = &y[inc2y * i];

        /* task is implicitly committed at i==0 */

        status = vslsConvExecX1D(*task, xi, inclx, yi, incly);

    };

};

vslConvDeleteTask(task);

return status;

}
```

Using Multiple Threads

For functions such as `sconf1` described in the previous example, parallel calculations may be more preferable instead of cycling. If $m > 1$, you can use multiple threads for invoking the task execution against different data sequences. For such cases, use task copy routines to create m copies of the task object before the calculations stage and then run these copies with different threads. Ensure that you make all necessary parameter adjustments for the task (using [Task Editors](#)) before copying it.

The sample code for that can look like following:

```
if (init == 0) {
    int i, status, ss[M];
    VSLConvTaskPtr tasks[M];
    /* assume that M is big enough */
    . . .
    vslConvSetStart(*task, &iy0);
    . . .
    for (i=0; i<m; i++)
        /* implicit commitment at i==0 */
        vslConvCopyTask(&tasks[i],*task);
    . . .
```

Then, m threads may be started to execute different copies of the task:

```
. . .
    float* xi = &x[inc2x * i];
    float* yi = &y[inc2y * i];
    ss[i]=vslsConvExecX1D(tasks[i], xi,inc1x, yi,inc1y);
    . . .
```

And finally, after all threads have finished the calculations, overall status ought to be collected from all task objects. The following code assumes signaling the first error found, if any:

```
. . .
for (i=0; i<m; i++) {
    status = ss[i];
    if (status != 0) /* 0 means "OK" */
        break;
};
return status;
}; /* end if init==0 */
```

Execution routines modify the task internal state (fields of the task structure). Such modifications may conflict with each other if different threads work with the same task object simultaneously. This is the reason why different threads must use different copies of the task.

Mathematical Notation and Definitions

The following notation is necessary to explain the underlying mathematical definitions used in the text:

$\mathbf{R} = (-\infty, +\infty)$	The set of real numbers.
$\mathbf{Z} = \{0, \pm 1, \pm 2, \dots\}$	The set of integer numbers.
$\mathbf{Z}^N = \mathbf{Z} \times \dots \times \mathbf{Z}$	The set of N-dimensional series of integer numbers.
$p = (p_1, \dots, p_N) \in \mathbf{Z}^N$	N-dimensional series of integers.
$u: \mathbf{Z}^N \rightarrow \mathbf{R}$	Function u with arguments from \mathbf{Z}^N and values from \mathbf{R} .
$u(p) = u(p_1, \dots, p_N)$	The value of the function u for the argument (p_1, \dots, p_N) .
$w = u * v$	Function w is the convolution of the functions u, v .
$w = u \bullet v$	Function w is the correlation of the functions u, v .

Given series $p, q \in \mathbf{Z}^N$:

- series $r = p + q$ is defined as $r^n = p^n + q^n$ for every $n=1, \dots, N$
- series $r = p - q$ is defined as $r^n = p^n - q^n$ for every $n=1, \dots, N$
- series $r = \sup\{p, q\}$ is defines as $r^n = \max\{p^n, q^n\}$ for every $n=1, \dots, N$
- series $r = \inf\{p, q\}$ is defined as $r^n = \min\{p^n, q^n\}$ for every $n=1, \dots, N$
- inequality $p \leq q$ means that $p^n \leq q^n$ for every $n=1, \dots, N$.

A function $u(p)$ is called a finite function if there exist series $p^{\min}, p^{\max} \in \mathbf{Z}^N$ such that:

$$u(p) \neq 0$$

implies

$$p^{\min} \leq p \leq p^{\max}.$$

Operations of convolution and correlation are only defined for finite functions.

Consider functions u, v and series $p^{\min}, p^{\max}, q^{\min}, q^{\max} \in \mathbf{Z}^N$ such that:

$$u(p) \neq 0 \text{ implies } p^{\min} \leq p \leq p^{\max}.$$

$v(q) \neq 0$ implies $Q^{\min} \leq q \leq Q^{\max}$.

Definitions of linear correlation and linear convolution for functions u and v are given below.

Linear Convolution

If function $w = u * v$ is the convolution of u and v , then:

$w(r) \neq 0$ implies $R^{\min} \leq r \leq R^{\max}$,
where $R^{\min} = P^{\min} + Q^{\min}$ and $R^{\max} = P^{\max} + Q^{\max}$.

If $R^{\min} \leq r \leq R^{\max}$, then:

$w(r) = \sum u(t) \cdot v(r-t)$ is the sum for all $t \in \mathbf{Z}^N$ such that $T^{\min} \leq t \leq T^{\max}$,
where $T^{\min} = \sup\{P^{\min}, r - Q^{\max}\}$ and $T^{\max} = \inf\{P^{\max}, r - Q^{\min}\}$.

Linear Correlation

If function $w = u \bullet v$ is the correlation of u and v , then:

$w(r) \neq 0$ implies $R^{\min} \leq r \leq R^{\max}$,
where $R^{\min} = Q^{\min} - P^{\max}$ and $R^{\max} = Q^{\max} - P^{\min}$.

If $R^{\min} \leq r \leq R^{\max}$, then:

$w(r) = \sum u(t) \cdot v(r+t)$ is the sum for all $t \in \mathbf{Z}^N$ such that $T^{\min} \leq t \leq T^{\max}$,
where $T^{\min} = \sup\{P^{\min}, Q^{\min} - r\}$ and $T^{\max} = \inf\{P^{\max}, Q^{\max} - r\}$.

Representation of the functions u, v, w as the input/output data for the Intel MKL convolution and correlation functions is described in the [Data Allocation](#) section below.

Data Allocation

This section explains the relation between:

- mathematical finite functions u, v, w introduced in the section [Mathematical Notation and Definitions](#);
- multi-dimensional input and output data vectors representing the functions u, v, w ;
- arrays u, v, w used to store the input and output data vectors in computer memory

The convolution and correlation routine parameters that determine the allocation of input and output data are the following:

- Data arrays x, y, z
- Shape arrays $xshape, yshape, zshape$
- Strides within arrays $xstride, ystride, zstride$
- Parameters $start, decimation$

Finite Functions and Data Vectors

The finite functions $u(p)$, $v(q)$, and $w(r)$ introduced above are represented as multi-dimensional vectors of input and output data:

$inputu(i_1, \dots, i_{dims})$ for $u(p_1, \dots, p_N)$

$inputv(j_1, \dots, j_{dims})$ for $v(q_1, \dots, q_N)$

$output(k_1, \dots, k_{dims})$ for $w(r_1, \dots, r_N)$.

Parameter $dims$ represents the number of dimensions and is equal to N .

The parameters $xshape, yshape$, and $zshape$ define the shapes of input/output vectors:

$inputu(i_1, \dots, i_{dims})$ is defined if $1 \leq i_n \leq xshape(n)$ for every $n=1, \dots, dims$

$inputv(j_1, \dots, j_{dims})$ is defined if $1 \leq j_n \leq yshape(n)$ for every $n=1, \dots, dims$

$output(k_1, \dots, k_{dims})$ is defined if $1 \leq k_n \leq zshape(n)$ for every $n=1, \dots, dims$.

Relation between the input vectors and the functions u and v is defined by the following formulas:

$inputu(i_1, \dots, i_{dims}) = u(p_1, \dots, p_N)$, where $p_n = p_n^{min} + (i_n - 1)$ for every n

$inputv(j_1, \dots, j_{dims}) = v(q_1, \dots, q_N)$, where $q_n = q_n^{min} + (j_n - 1)$ for every n .

Relation between the output vector and the function $w(r)$ is similar (but only in the case when parameters $start$ and $decimation$ are not defined):

$output(k_1, \dots, k_{dims}) = w(r_1, \dots, r_N)$, where $r_n = r_n^{min} + (k_n - 1)$ for every n .

If the parameter $start$ is defined, it must belong to the interval $R_n^{min} \leq start(n) \leq R_n^{max}$.

If defined, the $start$ parameter replaces R^{min} in the formula:

$output(k_1, \dots, k_{dims}) = w(r_1, \dots, r_N)$, where $r_n = start(n) + (k_n - 1)$

If the parameter *decimation* is defined, it changes the relation according to the following formula:

$\text{output}(k_1, \dots, k_{\text{dims}}) = w(r_1, \dots, r_N)$, where $r_n = R_n^{\min} + (k_n - 1) \cdot \text{decimation}(n)$

If both parameters *start* and *decimation* are defined, the formula is as follows:

$\text{output}(k_1, \dots, k_{\text{dims}}) = w(r_1, \dots, r_N)$, where $r_n = \text{start}(n) + (k_n - 1) \cdot \text{decimation}(n)$

The convolution and correlation software checks the values of *zshape*, *start*, and *decimation* during task commitment. If r_n exceeds R_n^{\max} for some $k_n, n=1, \dots, \text{dims}$, an error is raised.

Allocation of Data Vectors

Both parameter arrays *x* and *y* contain input data vectors in memory, while array *z* is intended for storing output data vector. To access the memory, the convolution and correlation software uses only pointers to these arrays and ignores the array shapes.

For parameters *x*, *y*, and *z*, you can provide one-dimensional arrays with the requirement that actual length of these arrays be sufficient to store the data vectors.

The allocation of the input and output data inside the arrays *x*, *y*, and *z* is described below assuming that the arrays are one-dimensional. Given multi-dimensional indices $i, j, k \in \mathbf{Z}^N$, one-dimensional indices $e, f, g \in \mathbf{Z}$ are defined such that:

$\text{inputu}(i_1, \dots, i_{\text{dims}})$ is allocated at $x(e)$

$\text{inputv}(j_1, \dots, j_{\text{dims}})$ is allocated at $y(f)$

$\text{output}(k_1, \dots, k_{\text{dims}})$ is allocated at $z(g)$.

The indices *e*, *f*, and *g* are defined as follows:

$e = 1 + \sum x_{\text{stride}}(n) \cdot dx(n)$ (the sum is for all $n=1, \dots, \text{dims}$)

$f = 1 + \sum y_{\text{stride}}(n) \cdot dy(n)$ (the sum is for all $n=1, \dots, \text{dims}$)

$g = 1 + \sum z_{\text{stride}}(n) \cdot dz(n)$ (the sum is for all $n=1, \dots, \text{dims}$)

The distances $dx(n)$, $dy(n)$, and $dz(n)$ depend on the signum of the stride:

$dx(n) = i_n - 1$ if $x_{\text{stride}}(n) > 0$, or $dx(n) = i_n - x_{\text{shape}}(n)$ if $x_{\text{stride}}(n) < 0$

$dy(n) = j_n - 1$ if $y_{\text{stride}}(n) > 0$, or $dy(n) = j_n - y_{\text{shape}}(n)$ if $y_{\text{stride}}(n) < 0$

$dz(n) = k_n - 1$ if $z_{\text{stride}}(n) > 0$, or $dz(n) = k_n - z_{\text{shape}}(n)$ if $z_{\text{stride}}(n) < 0$

The definitions of indices e , f , and g assume that indexes for arrays x , y , and z are started from unity:

$x(e)$ is defined for $e=1, \dots, \text{length}(x)$

$y(f)$ is defined for $f=1, \dots, \text{length}(y)$

$z(g)$ is defined for $g=1, \dots, \text{length}(z)$

Below is a detailed explanation about how elements of the multi-dimensional output vector are stored in the array z for one-dimensional and two-dimensional cases.

One-dimensional case. If $\text{dims}=1$, then zshape is the number of the output values to be stored in the array z . The actual length of array z may be greater than zshape elements.

If $\text{zstride}>1$, output values are stored with the stride: $\text{output}(1)$ is stored to $z(1)$, $\text{output}(2)$ is stored to $z(1+\text{zstride})$, and so on. Hence, the actual length of z must be at least $1+\text{zstride}*(\text{zshape}-1)$ elements or more.

If $\text{zstride}<0$, it still defines the stride between elements of array z . However, the order of the used elements is the opposite. For the k -th output value, $\text{output}(k)$ is stored in $z(1+|\text{zstride}|*(\text{zshape}-k))$, where $|\text{zstride}|$ is the absolute value of zstride . The actual length of the array z must be at least $1+|\text{zstride}|*(\text{zshape} - 1)$ elements.

Two-dimensional case. If $\text{dims}=2$, the output data is a two-dimensional matrix. The value $\text{zstride}(1)$ defines the stride inside matrix columns, that is, the stride between the $\text{output}(k_1, k_2)$ and $\text{output}(k_1+1, k_2)$ for every pair of indices k_1, k_2 . On the other hand, $\text{zstride}(2)$ defines the stride between columns, that is, the stride between $\text{output}(k_1, k_2)$ and $\text{output}(k_1, k_2+1)$.

If $\text{zstride}(2)$ is greater than $\text{zshape}(1)$, this causes sparse allocation of columns. If the value of $\text{zstride}(2)$ is smaller than $\text{zshape}(1)$, this may result in the transposition of the output matrix. For example, if $\text{zshape} = (2, 3)$, you can define $\text{zstride} = (3, 1)$ to allocate output values like transposed matrix of the shape 3×2 .

Whether zstride assumes this kind of transformations or not, you need to ensure that different elements $\text{output}(k_1, \dots, k_{\text{dims}})$ will be stored in different locations $z(g)$.

Fourier Transform Functions

This chapter describes the following implementations of the fast Fourier transform functions available in Intel® MKL:

- Fast Fourier transform (FFT) functions for single-processor or shared-memory systems (see [FFT Functions](#) below)
- [Cluster FFT functions](#) for distributed-memory architectures (available with Intel® MKL for the Linux* and Windows* operating systems only).

The general form of the discrete Fourier transform is

$$Z_{k_1, k_2, \dots, k_d} = \sigma \times \sum_{j_d=0}^{n_d-1} \dots \sum_{j_2=0}^{n_2-1} \sum_{j_1=0}^{n_1-1} w_{j_1, j_2, \dots, j_d} \exp \left(\delta i 2\pi \sum_{l=1}^d j_l k_l / n_l \right)$$

for $k_l = 0, \dots, n_l-1$ ($l = 1, \dots, d$), where σ is an arbitrary real-valued scale factor, and the sign in the exponent is $\delta = -1$ for the forward transform and $\delta = +1$ for the backward transform. In most common situations, the domain of the forward transform, that is, the set where the input (periodic) sequence $\{w_{j_1, j_2, \dots, j_d}\}$ belongs, can be the set of complex-valued sequences and real-valued sequences. Respective domains for the backward transform, or backward domains, are represented by complex-valued sequences and complex-valued conjugate-even sequences.

Both groups of FFT functions above present a uniform and easy-to-use application programmer interface providing fast computation of a discrete Fourier transform through the fast Fourier transform algorithm.

Both FFT and Cluster FFT functions support a five-stage usage model for computing an FFT:

1. Allocate a fresh descriptor for the problem with a call to the [DftiCreateDescriptor](#) or [DftiCreateDescriptorDM](#) function. The descriptor captures the configuration of the transform, namely, the dimensionality (or rank), sizes, number of transforms, memory layout of the input/output data (defined by strides), scaling factors, and so on. Many of the configuration settings are assigned default values in this call and may need modification depending on your application.
2. Optionally adjust the descriptor configuration with a call to the [DftiSetValue](#) or [DftiSetValueDM](#) function as needed. Typically, you must carefully define the data storage layout for an FFT or the data distribution among processes for a Cluster FFT. The configuration settings of the descriptor, such as the default values, can be obtained with the [DftiGetValue](#) or [DftiGetValueDM](#) function.

3. Commit the descriptor with a call to the [DftiCommitDescriptor](#) or [DftiCommitDescriptorDM](#) function, that is, make the descriptor ready for the transform computation. Once the descriptor is committed, the parameters of the transform, such as the type and number of transforms, strides and distances, the type and storage layout of the data, and so on, are "frozen" in the descriptor.
4. Compute the transform with a call to the [DftiComputeForward](#)/[DftiComputeBackward](#) or [DftiComputeForwardDM](#)/[DftiComputeBackwardDM](#) functions as many times as needed. With the committed descriptor, the compute functions only accept pointers to the input/output data and compute the transform as defined. To modify any configuration parameters later on, use [DftiSetValue](#) followed by [DftiCommitDescriptor](#) ([DftiSetValueDM](#) followed by [DftiCommitDescriptorDM](#)) or create and commit another descriptor.
5. Deallocate the descriptor with a call to the [DftiFreeDescriptor](#) or [DftiFreeDescriptorDM](#) function. This will return the memory internally consumed by the descriptor to the operating system.

All the above functions return an integer status value, which is zero upon successful completion of the operation. You can interpret a non-zero status with the help of the [DftiErrorClass](#) or [DftiErrorMessage](#) function.

The FFT functions support lengths with arbitrary factors. See the *Intel MKL User's Guide* for specific radices supported efficiently and the length constraints.



NOTE. The FFT functions assume the Cartesian representation of complex data (that is, the real and imaginary parts define a complex number). The Intel MKL Vector Mathematical Functions provide an efficient tool for conversion to and from the polar representation (see [Example C-25 in Appendix C](#) and [Example C-26 in Appendix C](#)).

FFT Functions

The fast Fourier transform function library of Intel MKL provides one-dimensional, two-dimensional, and multi-dimensional (up to rank 7) transforms and both Fortran and C interfaces for all transform functions.

[Table 11-1](#) lists FFT functions implemented in Intel MKL:

Table 11-1 FFT Functions in Intel MKL

Function Name	Operation
Descriptor Manipulation Functions	

Function Name	Operation
DftiCreateDescriptor	Allocates memory for the descriptor data structure and preliminarily initializes it.
DftiCommitDescriptor	Performs all initialization for the actual FFT computation.
DftiCopyDescriptor	Copies an existing descriptor.
DftiFreeDescriptor	Frees memory allocated for a descriptor.
FFT Computation Functions	
DftiComputeForward	Computes the forward FFT.
DftiComputeBackward	Computes the backward FFT.
Descriptor Configuration Functions	
DftiSetValue	Sets one particular configuration parameter with the specified configuration value.
DftiGetValue	Gets the value of one particular configuration parameter.
Status Checking Functions	
DftiErrorClass	Checks if the status reflects an error of a predefined class.
DftiErrorMessage	Generates an error message.

Description of the FFT functions is followed by discussion of configuration settings (see [Configuration Settings](#)) and various configuration parameters used.

Computing FFT

The FFT functions described later in this chapter are provided with the Fortran and C interfaces. Fortran stands for Fortran 95. The FFT interface relies critically on many modern features offered in Fortran 95 that have no counterpart in FORTRAN 77.



NOTE. Following the explicit function interface in Fortran, data array must be defined as one-dimensional for any transformation type.

The materials presented in this chapter assume the availability of native complex types in C as they are specified in C9X.

You can find code examples that use FFT interface functions to compute transform results in [Fourier Transform Functions Code Examples](#) section in the Appendix C.

For most common situations, an FFT computation can be effected by four function calls. The approach adopted in Intel MKL for FFT computation uses one single data structure, the descriptor, to record flexible configuration whose parameters can be changed independently. This results in enhanced functionality and ease of use.

The descriptor data structure, when created, contains information about the length and domain of the FFT to be computed, as well as the setting of rather a large number of configuration parameters. The default settings for all of these parameters include, for example, the following:

- the FFT to be computed does not have a scale factor;
- there is only one set of data to be transformed;
- the data is stored contiguously in memory;
- the computed result overwrites (in place) the input data; etc.

Should any one of these many default settings be inappropriate, they can be changed one-at-a-time through the function `DftiSetValue` as illustrated in the [Example C-12](#) and [Example C-13](#).

FFT Interface

To use the FFT functions, you need to access the module `MKL_DFTI` through the "use" statement in Fortran; or access the header file `mkl_dfti.h` through "include" in C.

The Fortran interface provides a derived type `DFTI_DESCRIPTOR`; a number of named constants representing various names of configuration parameters and their possible values; and a number of overloaded functions through the generic functionality of Fortran 95.

The C interface provides the `DFTI_DESCRIPTOR_HANDLE` type, a number of named constants of two enumeration types `DFTI_CONFIG_PARAM` and `DFTI_CONFIG_VALUE`, and a number of functions, some of which accept different number of input arguments.



NOTE. Some of the FFT functions and/or functionality described in the subsequent sections of this chapter may not be supported by the currently available implementation of the library. You can find the complete list of the implementation-specific exceptions in the release notes to your version of the library.

There are four main categories of FFT functions in Intel MKL:

- 1. Descriptor Manipulation.** There are four functions in this category. The first one, `DftiCreateDescriptor`, creates an FFT descriptor whose storage is allocated dynamically. This function configures the descriptor with default settings corresponding to a few input values supplied by the user.

The second, `DftiCommitDescriptor`, "commits" the descriptor to all its setting. In practice, this usually means that all the necessary precomputation will be performed. This may include factorization of the input length and computation of all the required twiddle factors. The third function, `DftiCopyDescriptor`, makes an extra copy of a descriptor, and the fourth function, `DftiFreeDescriptor`, frees up all the memory allocated for the descriptor information.
- 2. FFT Computation.** There are two functions in this category. The first, `DftiComputeForward`, performs the forward FFT computation, and the second function, `DftiComputeBackward`, performs a backward FFT computation.
- 3. Descriptor configuration.** There are two functions in this category. One function, `DftiSetValue`, sets one specific value to one of the many configuration parameters that are changeable (a few are not); the other, `DftiGetValue`, gets the current value of any one of these configuration parameters (all are readable). These parameters, though many, are handled one-at-a-time.
- 4. Status Checking.** The functions described in the three categories above return an integer value denoting the status of the operation. In particular, a non-zero return value always indicates a problem of some sort. Envisioned to be further enhanced in later releases of Intel MKL, FFT interface at present provides for one logical status class function, `DftiErrorClass`, and a simple status message generation function, `DftiErrorMessage`.

Status Checking Functions

All of the descriptor manipulation, FFT computation, and descriptor configuration functions return an integer value denoting the status of the operation. Two functions serve to check the status. The first function is a logical function that checks if the status reflects an error of a predefined class, and the second is an error message function that returns a character string.

ErrorClass

Checks if the status reflects an error of a predefined class.

Syntax

Fortran:

```
Predicate = DftiErrorClass( Status, Error_Class )
```

C:

```
predicate = DftiErrorClass( status, error_class );
```

Description

The function is declared in the `mkl_dfti.h` header file for the C interface and `mkl_dfti.f90` header file for the Fortran interface. The FFT interface in Intel MKL provides a set of predefined error classes listed in [Table 11-2](#). They are named constants and have the type `INTEGER` in Fortran and `MKL_LONG` in C.

Table 11-2 Predefined Error Classes

Named Constants	Comments
DFTI_NO_ERROR	No error. The zero status belongs to this class.
DFTI_MEMORY_ERROR	Usually associated with memory allocation
DFTI_INVALID_CONFIGURATION	Invalid settings of one or more configuration parameters
DFTI_INCONSISTENT_CONFIGURATION	Inconsistent configuration or input parameters
DFTI_NUMBER_OF_THREADS_ERROR	Number of OMP threads in the computation function is not equal to the number of OMP threads in the initialization stage (commit function)
DFTI_MULTITHREADED_ERROR	Usually associated with a value that OMP routines return in case of errors
DFTI_BAD_DESCRIPTOR	Descriptor is unusable for computation

Named Constants	Comments
DFTI_UNIMPLEMENTED	Unimplemented legitimate settings; implementation dependent
DFTI_MKL_INTERNAL_ERROR	Internal library error
DFTI_1D_LENGTH_EXCEEDS_INT32	Length of one of dimensions exceeds $2^{32}-1$ (4 bytes).

Function `DftiErrorClass` returns a nonzero value (the value of `.TRUE.` in Fortran) if the status belongs to a predefined error class. Note that direct comparison of a status with a predefined class is an incorrect usage. The correct way to check if a function call was successful is through the use of `DftiErrorClass` with a specific error class. However, the zero value of the status belongs to the `DFTI_NO_ERROR` class and thus the zero status indicates successful completion of an operation. See [Example C-14](#) on a correct use of the status checking functions.

Interface and Prototype

```
//Fortran interface
INTERFACE DftiErrorClass
//Note that the body provided here is to illustrate the different
//argument list and types of dummy arguments. The interface
//does not guarantee what the actual function names are.
//Users can only rely on the function name following the
//keyword INTERFACE
  FUNCTION some_actual_function_8( Status, Error_Class )
    LOGICAL some_actual_function_8
    INTEGER, INTENT(IN) :: Status, Error_Class
  END FUNCTION some_actual_function_8
END INTERFACE DftiErrorClass
```

```
/* C prototype */  
MKL_LONG DftiErrorClass( MKL_LONG , MKL_LONG );
```

ErrorMessage

Generates an error message.

Syntax

Fortran:

```
ERROR_MESSAGE = DftiErrorMessage( Status )
```

C:

```
error_message = DftiErrorMessage( status );
```

Description

The function is declared in the `mkl_dfti.h` header file for the C interface and `mkl_dfti.f90` header file for the Fortran interface. The error message function generates an error message character string. The maximum length of the string in Fortran is given by the named constant `DFTI_MAX_MESSAGE_LENGTH`. The actual error message is implementation dependent. In Fortran, the user needs to use a character string of length `DFTI_MAX_MESSAGE_LENGTH` as the target. In C, the function returns a pointer to a character string, that is, a character array with terminating `'\0'` character.

[Example C-14](#) shows how this function can be used.

Interface and Prototype

```
//Fortran interface
INTERFACE DftiErrorMessage
//Note that the body provided here is to illustrate the different
//argument list and types of dummy arguments. The interface
//does not guarantee what the actual function names are.
//Users can only rely on the function name following the
//keyword INTERFACE
FUNCTION some_actual_function_9( Status )
CHARACTER(LEN=DFTI_MAX_MESSAGE_LENGTH) some_actual_function_9( Status )
INTEGER, INTENT(IN) :: Status
END FUNCTION some_actual_function_9
END INTERFACE DftiErrorMessage

/* C prototype */
char *DftiErrorMessage( MKL_LONG );
```

Descriptor Manipulation Functions

There are four functions in this category: create a descriptor, commit a descriptor, copy a descriptor, and free a descriptor.

CreateDescriptor

Allocates memory for the descriptor data structure and preliminarily initializes it.

Syntax

Fortran:

```
Status = DftiCreateDescriptor( Desc_Handle, Precision, Forward_Domain, &
                               Dimension, Length )
```

C:

```
status = DftiCreateDescriptor( &desc_handle, precision, forward_domain,
                               dimension, length );
```

Description

The function is declared in the `mkl_dfti.h` header file for the C interface and `mkl_dfti.f90` header file for the Fortran interface. This function allocates memory for the descriptor data structure and instantiates it with all the default configuration settings with respect to the precision, domain, dimension, and length of the desired transform. The domain is understood to be the domain of the forward transform. Since memory is allocated dynamically, the result is actually a pointer to the created descriptor. This function is slightly different from the "initialization" function in more traditional software packages or libraries used for computing FFT. This function does not perform any significant computational work such as twiddle factors computation. The function [DftiCommitDescriptor](#) does this work after the function [DftiSetValue](#) has set values of all needed parameters.

The precision and (forward) domain are specified through named constants provided in the FFT interface for the configuration values. The choices for precision are `DFTI_SINGLE` and `DFTI_DOUBLE`; and the choices for (forward) domain are `DFTI_COMPLEX` and `DFTI_REAL`. See [Table 11-5](#) for the complete table of named constants for configuration values.

Dimension is a simple positive integer indicating the dimension of the transform. Length is either a simple positive integer for one-dimensional transform, or an integer array (pointer in C) containing the positive integers corresponding to the length dimensions for multi-dimensional transform.

The function returns the zero status when completes successfully. See [Status Checking Functions](#) for more information on the returned status.

Interface and Prototype

```
! Fortran interface.
! Note that the body provided below only illustrates the list of different
! parameters and the types of dummy parameters. You can rely only on the function
! name following keyword INTERFACE. For the precise definition of the
! interface, see the include/mkl_dfti.f90 file in the Intel MKL directory.
```

```
INTERFACE DftiCreateDescriptor

  FUNCTION some_actual_function_1d(desc, precision, domain, dim, length)
    INTEGER :: some_actual_function_1d
    ...
    INTEGER, INTENT(IN) :: length
  END FUNCTION some_actual_function_1d

  FUNCTION some_actual_function_md(desc, precision, domain, dim, lengths)
    INTEGER :: some_actual_function_md
    ...
    INTEGER, INTENT(IN), DIMENSION(*) :: lengths
  END FUNCTION some_actual_function_md

  ...

END INTERFACE DftiCreateDescriptor
```

Note that the function is overloaded, because the actual parameter for the formal parameter *length* can be a scalar or a rank-one array.

The function is also overloaded with respect to the type of the *precision* parameter to provide an option of using a precision-specific function for the generic name. Using more specific functions can reduce the size of statically linked executable for the applications using only single-precision FFTs or only double-precision FFTs. To use this option, change statement "USE MKL_DFTI" in your program unit to either of the following:

```
USE MKL_DFTI, FORGET=>DFTI_SINGLE, DFTI_SINGLE=>DFTI_SINGLE_R
USE MKL_DFTI, FORGET=>DFTI_DOUBLE, DFTI_DOUBLE=>DFTI_DOUBLE_R
```

where the name "FORGET" can be replaced with any name that is not used in the program unit.

```
/* C prototype.
 * Note that the preprocessor definition provided below only illustrates
 * that the actual function called may be determined at compile time.
 * You can rely only on the declaration of the function.
 * For precise definition of the preprocessor macro, see the include/mkl_dfti.h
 * file in the Intel MKL directory.
```

```

*/
MKL_LONG DftiCreateDescriptor(DFTI_DESCRIPTOR_HANDLE * pHandle,
    enum DFTI_CONFIG_VALUE precision,
    enum DFTI_CONFIG_VALUE domain,
    MKL_LONG dimension, ... /* length(s) */ );

#define DftiCreateDescriptor(desc,prec,domain,dim,sizes) \
    ((prec)==DFTI_SINGLE && (dim)==1) ? \
    some_actual_function_sld((desc),(domain),(MKL_LONG)(sizes)) : \
    ...

```

Variable *length(s)* is interpreted as a scalar (MKL_LONG) or an array (MKL_LONG*), depending on the value of parameter *dimension*. If the value of parameter *precision* is known at compile time, then the compiler may retain, at a certain level of optimization, only the call to the respective specific function, thereby reducing the size of the statically linked application. Avoid direct calls to the specific functions used in the preprocessor macro definition, because their interface may change in future releases of the library. If the use of the macro is undesirable, you can safely undefine it after inclusion of the Intel MKL FFT header file, as follows:

```

#include "mkl_dfti.h"
#undef DftiCreateDescriptor

```

CommitDescriptor

Performs all initialization for the actual FFT computation.

Syntax

Fortran:

```
Status = DftiCommitDescriptor( Desc_Handle )
```

C:

```
status = DftiCommitDescriptor( desc_handle );
```

Description

The function is declared in the `mkl_dfti.h` header file for the C interface and `mkl_dfti.f90` header file for the Fortran interface. The interface requires a function that completes initialization of a previously created descriptor before the descriptor can be used for FFT computations. Typically, this committal performs all initialization that facilitates the actual FFT computation. For a modern implementation, it may involve exploring many different factorizations of the input length to search for highly efficient computation method.

Any changes of configuration parameters of a committed descriptor via the set value function (see [Descriptor Configuration](#)) requires a re-committal of the descriptor before a computation function can be invoked. Typically, this committal function call is immediately followed by a computation function call (see [FFT Computation](#)).

The function returns the zero status when completes successfully. See [Status Checking Functions](#) for more information on the returned status.

Interface and Prototype

```
! Fortran interface
INTERFACE DftiCommitDescriptor
!Note that the body provided here is to illustrate the different
!argument list and types of dummy arguments. The interface
!does not guarantee what the actual function names are.
!Users can only rely on the function name following the
!keyword INTERFACE
  FUNCTION some_actual function_1 ( Desc_Handle )
    INTEGER :: some_actual function_1
    TYPE(DFTI_DESCRIPTOR), POINTER :: Desc_Handle
  END FUNCTION some_actual function_1
END INTERFACE DftiCommitDescriptor

/* C prototype */
MKL_LONG DftiCommitDescriptor( DFTI_DESCRIPTOR_HANDLE );
```

CopyDescriptor

Copies an existing descriptor.

Syntax

Fortran:

```
Status = DftiCopyDescriptor( Desc_Handle_Original, Desc_Handle_Copy )
```

C:

```
status = DftiCopyDescriptor( desc_handle_original, &desc_handle_copy );
```

Description

The function is declared in the `mkl_dfti.h` header file for the C interface and `mkl_dfti.f90` header file for the Fortran interface. This function makes a copy of an existing descriptor and provides a pointer to it. The purpose is that all information of the original descriptor will be maintained even if the original is destroyed via the free descriptor function

`DftiFreeDescriptor`.

The function returns the zero status when completes successfully. The function returns `DFTI_NO_ERROR` when completes successfully. See [Status Checking Functions](#) for more information on the returned status.

Interface and Prototype

```
! Fortran interface
INTERFACE DftiCopyDescriptor
! Note that the body provided here is to illustrate the different
! argument list and types of dummy arguments. The interface
! does not guarantee what the actual function names are.
! Users can only rely on the function name following the
! keyword INTERFACE
  FUNCTION some_actual_function_2( Desc_Handle_Original,
    Desc_Handle_Copy )
    INTEGER :: some_actual_function_2
    TYPE(DFTI_DESCRIPTOR), POINTER :: Desc_Handle_Original, Desc_Handle_Copy
  END FUNCTION some_actual_function_2
END INTERFACE DftiCopyDescriptor

/* C prototype */
MKL_LONG DftiCopyDescriptor( DFTI_DESCRIPTOR_HANDLE, DFTI_DESCRIPTOR_HANDLE * );
```

FreeDescriptor

Frees memory allocated for a descriptor.

Syntax

Fortran:

```
Status = DftiFreeDescriptor( Desc_Handle )
```

C:

```
status = DftiFreeDescriptor( &desc_handle );
```

Description

The function is declared in the `mkl_dfti.h` header file for the C interface and `mkl_dfti.f90` header file for the Fortran interface. This function frees up all memory space allocated for a descriptor.



NOTE. Memory allocation/deallocation inside Intel MKL is managed by Intel MKL Memory Manager. So, even after successful completion of `FreeDescriptor`, the memory space may continue being allocated for the application because the Memory Manager sometimes does not return the memory space to the OS but considers the space free and can reuse it for future memory allocation. See [Example “MKL_FreeBuffers Usage with FFT Functions”](#) in the description of the service function `FreeBuffers` on how to use Intel MKL Memory Manager and actually release memory.

The function returns the zero status when completes successfully. See [Status Checking Functions](#) for more information on the returned status.

Interface and Prototype

```
! Fortran interface
INTERFACE DftiFreeDescriptor
//Note that the body provided here is to illustrate the different
//argument list and types of dummy arguments. The interface
//does not guarantee what the actual function names are.
//Users can only rely on the function name following the
//keyword INTERFACE
    FUNCTION some_actual_function_3( Desc_Handle )
        INTEGER :: some_actual_function_3
        TYPE(DFTI_DESCRIPTOR), POINTER :: Desc_Handle
    END FUNCTION some_actual_function_3
END INTERFACE DftiFreeDescriptor
```

```
/* C prototype */  
MKL_LONG DftiFreeDescriptor( DFTI_DESCRIPTOR_HANDLE * );
```

FFT Computation Functions

There are two functions in this category: compute the forward transform, and compute the backward transform.

ComputeForward

Computes the forward FFT.

Syntax

Fortran:

```
status = DftiComputeForward( desc_handle, x_inout )  
status = DftiComputeForward( desc_handle, x_in, y_out )  
status = DftiComputeForward( desc_handle, xre_inout, xim_inout )  
status = DftiComputeForward( desc_handle, xre_in, xim_in, yre_out, yim_out  
)
```

C:

```
status = DftiComputeForward( desc_handle, x_inout );  
status = DftiComputeForward( desc_handle, x_in, y_out );  
status = DftiComputeForward( desc_handle, xre_inout, xim_inout );  
status = DftiComputeForward( desc_handle, xre_in, xim_in, yre_out, yim_out  
);
```

Description

The function is declared in the `mkl_dfti.h` header file for the C interface and in the `mkl_dfti.f90` module file for the Fortran interface. The function accepts the descriptor handle parameter and one or more data parameters. Provided the descriptor is configured and

committed successfully, actual computation of the FFT can be performed. Function `DftiComputeForward` computes the forward FFT, that is, the transform with the minus sign in the exponent, $\delta = -1$.

The number and types of the data parameters that the function requires may vary depending on the configuration of the descriptor. This variation is accommodated by the variable parameters in C and the generic interface in Fortran. The generic Fortran interface to the computation function is based on a set of specific functions. These functions can check for inconsistency between the required and actual number of parameters. However, the specific functions disregard the type of the actual parameters and instead use the interpretation defined in the descriptor by configuration parameters `FTI_FORWARD_DOMAIN`, `DFTI_INPUT_STRIDES`, `DFTI_INPUT_DISTANCE`, and so on.

The function returns the zero status when completes successfully. See [Status Checking Functions](#) for more information on the returned status.

Interface and Prototype

```
! Fortran interface.
! Note that the body provided below only illustrates the list of different
! parameters and the types of dummy parameters. You can rely only on the function
! name following keyword INTERFACE. For the precise definition of the
! interface, see the include/mkl_dfti.f90 file in the Intel MKL directory.
INTERFACE DftiComputeForward

    FUNCTION some_actual_function_1(desc,sSrcDst)
        INTEGER some_actual_function_1
        REAL(4), INTENT(INOUT), DIMENSION(*) :: sSrcDst
        ...
    END FUNCTION some_actual_function_1

    FUNCTION some_actual_function_2(desc,cSrcDst)
        INTEGER some_actual_function_2
        COMPLEX(8), INTENT(INOUT), DIMENSION(*) :: cSrcDst
        ...
    END FUNCTION some_actual_function_2

    FUNCTION some_actual_function_3(desc,sSrcDstRe,sSrcDstIm)
        INTEGER some_actual_function_3
        REAL(4), INTENT(INOUT), DIMENSION(*) :: sSrcDstRe
        REAL(4), INTENT(INOUT), DIMENSION(*) :: sSrcDstIm
        ...
    END FUNCTION some_actual_function_3
    ...
END INTERFACE DftiComputeForward
```


Fortran interface requires that the data parameters have the type of assumed-size rank-1 array, even for multidimensional transforms. The implementations of the FFT interface require the data stored linearly in memory with a regular "stride" pattern capable to describe multidimensional array layout (discussed more fully in [Strides](#), see also [3]), and the function requires the data parameters refer to the first element of the data. Consequently, the data arrays should be specified with the `DIMENSION(*)` attribute and the storage associated with the actual multidimensional arrays via the `EQUIVALENCE` statement.

```
/* C prototype */
MKL_LONG DftiComputeForward( DFTI_DESCRIPTOR_HANDLE, void*, ... );
```

ComputeBackward

Computes the backward FFT.

Syntax

Fortran:

```
status = DftiComputeBackward( desc_handle, x_inout )
status = DftiComputeBackward( desc_handle, y_in, x_out )
status = DftiComputeBackward( desc_handle, xre_inout, xim_inout )
status = DftiComputeBackward( desc_handle, yre_in, yim_in, xre_out, xim_out
)
```

C:

```
status = DftiComputeBackward( desc_handle, x_inout );
status = DftiComputeBackward( desc_handle, y_in, x_out );
status = DftiComputeBackward( desc_handle, xre_inout, xim_inout );
status = DftiComputeBackward( desc_handle, yre_in, yim_in, xre_out, xim_out
);
```

Description

The function is declared in the `mkl_dfti.h` header file for the C interface and `mkl_dfti.f90` module file for the Fortran interface. The function accepts the descriptor handle parameter and one or more data parameters. Provided the descriptor is configured and committed successfully, actual computation of the FFT can be performed. Function `DftiComputeBackward` computes the inverse FFT, that is, the transform with the plus sign in the exponent, $\delta = +1$.

The number and types of the data parameters that the function requires may vary depending on the configuration of the descriptor. This variation is accommodated by the variable parameters in C and the generic interface in Fortran. The generic Fortran interface to the computation function is based on a set of specific functions. These functions can check for inconsistency between the required and actual number of parameters. However, the specific functions disregard the type of the actual parameters and instead use the interpretation defined in the descriptor by configuration parameters `DFTI_FORWARD_DOMAIN`, `DFTI_INPUT_STRIDES`, `DFTI_INPUT_DISTANCE`, and so on.

The function returns the zero status when completes successfully. See [Status Checking Functions](#) for more information on the returned status.

Interface and Prototype

```
! Fortran interface.
! Note that the body provided below only illustrates the list of different
! parameters and the types of dummy parameters. You can rely only on the function
! name following keyword INTERFACE. For the precise definition of the
! interface, see the include/mkl_dfti.f90 file in the Intel MKL directory.
INTERFACE DftiComputeBackward

    FUNCTION some_actual_function_1(desc,sSrcDst)
        INTEGER some_actual_function_1
        REAL(4), INTENT(INOUT), DIMENSION(*) :: sSrcDst
        ...
    END FUNCTION some_actual_function_1

    FUNCTION some_actual_function_2(desc,cSrcDst)
        INTEGER some_actual_function_2
        COMPLEX(8), INTENT(INOUT), DIMENSION(*) :: cSrcDst
        ...
    END FUNCTION some_actual_function_2

    FUNCTION some_actual_function_3(desc,sSrcDstRe,sSrcDstIm)
        INTEGER some_actual_function_3
        REAL(4), INTENT(INOUT), DIMENSION(*) :: sSrcDstRe
        REAL(4), INTENT(INOUT), DIMENSION(*) :: sSrcDstIm
    END FUNCTION some_actual_function_3

END INTERFACE
```

```

...
END FUNCTION some_actual_function_3

...
END INTERFACE DftiComputeBackward

```

Fortran interface requires that the data parameters have the type of assumed-size rank-1 array, even for multidimensional transforms. The implementations of the FFT interface require the data stored linearly in memory with a regular "stride" pattern capable to describe multidimensional array layout (discussed more fully in [Strides](#), see also [3]), and the function requires the data parameters refer to the first element of the data. Consequently, the data arrays should be specified with the `DIMENSION(*)` attribute and the storage associated with the actual multidimensional arrays via the `EQUIVALENCE` statement.

```

/* C prototype */
MKL_LONG DftiComputeBackward( DFTI_DESCRIPTOR_HANDLE, void *, ... );

```

Descriptor Configuration Functions

There are two functions in this category: the value setting function [DftiSetValue](#) sets one particular configuration parameter to an appropriate value, and the value getting function [DftiGetValue](#) reads the value of one particular configuration parameter. While all configuration parameters are readable, a few of them cannot be set by user. Some of these contain fixed information of a particular implementation such as version number, or dynamic information, but nevertheless are derived by the implementation during execution of one of the functions. See [Configuration Settings](#) for details.

SetValue

Sets one particular configuration parameter with the specified configuration value.

Syntax

Fortran:

```
Status = DftiSetValue( Desc_Handle, Config_Param, Config_Val )
```

C:

```
status = DftiSetValue( desc_handle, config_param, config_val );
```

Description

The function is declared in the `mkl_dfti.h` header file for the C interface and `mkl_dfti.f90` header file for the Fortran interface. This function sets one particular configuration parameter with the specified configuration value. The configuration parameter is one of the named constants listed in [Table 11-3](#), and the configuration value must have the corresponding type, which can be a named constant or a native type. See [Configuration Settings](#) for details of the meaning of the setting. Note that you can set configuration parameters `DFTI_FORWARD_DOMAIN`, `DFTI_PRECISION`, `DFTI_DIMENSION`, and `DFTI_LENGTHS` only through the [DftiCreateDescriptor](#) function. The `DftiSetValue` function does not change these parameters.

The function returns the zero status when completes successfully. See [Status Checking Functions](#) for more information on the returned status.

Interface and Prototype

```
! Fortran interface
INTERFACE DftiSetValue
//Note that the body provided here is to illustrate the different
//argument list and types of dummy arguments. The interface
//does not guarantee what the actual function names are.
//Users can only rely on the function name following the
//keyword INTERFACE
FUNCTION some_actual_function_6_INTVAL( Desc_Handle, Config_Param, INTVAL )
INTEGER :: some_actual_function_6_INTVAL
Type(DFTI_DESCRIPTOR), POINTER :: Desc_Handle
INTEGER, INTENT(IN) :: Config_Param
INTEGER, INTENT(IN) :: INTVAL
END FUNCTION some_actual_function_6_INTVAL
```

```
FUNCTION some_actual_function_6_SGLVAL( Desc_Handle, Config_Param, SGLVAL )
INTEGER :: some_actual_function_6_SGLVAL
Type(DFTI_DESCRIPTOR), POINTER :: Desc_Handle
INTEGER, INTENT(IN) :: Config_Param
REAL, INTENT(IN) :: SGLVAL
END FUNCTION some_actual_function_6_SGLVAL

FUNCTION some_actual_function_6_DBLVAL( Desc_Handle, Config_Param, DBLVAL )
INTEGER :: some_actual_function_6_DBLVAL
Type(DFTI_DESCRIPTOR), POINTER :: Desc_Handle
INTEGER, INTENT(IN) :: Config_Param
REAL (KIND(OD0)), INTENT(IN) :: DBLVAL
END FUNCTION some_actual_function_6_DBLVAL

FUNCTION some_actual_function_6_INTVEC( Desc_Handle, Config_Param, INTVEC )
INTEGER :: some_actual_function_6_INTVEC
Type(DFTI_DESCRIPTOR), POINTER :: Desc_Handle
INTEGER, INTENT(IN) :: Config_Param
INTEGER, INTENT(IN) :: INTVEC(*)
END FUNCTION some_actual_function_6_INTVEC

FUNCTION some_actual_function_6_CHARS( Desc_Handle, Config_Param, CHARS )
INTEGER :: some_actual_function_6_CHARS
Type(DFTI_DESCRIPTOR), POINTER :: Desc_Handle
INTEGER, INTENT(IN) :: Config_Param
CHARACTER(*), INTENT(IN) :: CHARS
END FUNCTION some_actual_function_6_CHARS
END INTERFACE DftiSetValue
```

```
/* C prototype */  
MKL_LONG DftiSetValue( DFTI_DESCRIPTOR_HANDLE, DFTI_CONFIG_PARAM , ... );
```

GetValue

Gets the configuration value of one particular configuration parameter.

Syntax

Fortran:

```
Status = DftiGetValue( Desc_Handle, Config_Param, Config_Val )
```

C:

```
status = DftiGetValue( desc_handle, config_param, &config_val );
```

Description

The function is declared in the `mkl_dfti.h` header file for the C interface and `mkl_dfti.f90` header file for the Fortran interface. This function gets the configuration value of one particular configuration parameter. The configuration parameter is one of the named constants listed in [Table 11-3](#) and [Table 11-4](#), and the configuration value is the corresponding appropriate type, which can be a named constant or a native type.

The function returns the zero status when completes successfully. See [Status Checking Functions](#) for more information on the returned status.

Interface and Prototype

```
! Fortran interface
INTERFACE DftiGetValue
//Note that the body provided here is to illustrate the different
//argument list and types of dummy arguments. The interface
//does not guarantee what the actual function names are.
//Users can only rely on the function name following the
//keyword INTERFACE
FUNCTION some_actual_function_7_INTVAL( Desc_Handle, Config_Param, INTVAL )
INTEGER :: some_actual_function_7_INTVAL
Type(DFTI_DESCRIPTOR), POINTER :: Desc_Handle
INTEGER, INTENT(IN) :: Config_Param
INTEGER, INTENT(OUT) :: INTVAL
END FUNCTION DFTI_GET_VALUE_INTVAL

FUNCTION some_actual_function_7_SGLVAL( Desc_Handle, Config_Param, SGLVAL )
INTEGER :: some_actual_function_7_SGLVAL
Type(DFTI_DESCRIPTOR), POINTER :: Desc_Handle
INTEGER, INTENT(IN) :: Config_Param
REAL, INTENT(OUT) :: SGLVAL
END FUNCTION some_actual_function_7_SGLVAL

FUNCTION some_actual_function_7_DBLVAL( Desc_Handle, Config_Param, DBLVAL )
INTEGER :: some_actual_function_7_DBLVAL
Type(DFTI_DESCRIPTOR), POINTER :: Desc_Handle
INTEGER, INTENT(IN) :: Config_Param
REAL (KIND(OD0)), INTENT(OUT) :: DBLVAL
END FUNCTION some_actual_function_7_DBLVAL
```

```

FUNCTION some_actual_function_7_INTVEC( Desc_Handle, Config_Param, INTVEC )
INTEGER :: some_actual_function_7_INTVEC
Type(DFTI_DESCRIPTOR), POINTER :: Desc_Handle
INTEGER, INTENT(IN) :: Config_Param
INTEGER, INTENT(OUT) :: INTVEC(*)
END FUNCTION some_actual_function_7_INTVEC

FUNCTION some_actual_function_7_INTPNT( Desc_Handle, Config_Param, INTPNT )
INTEGER :: some_actual_function_7_INTPNT
Type(DFTI_DESCRIPTOR), POINTER :: Desc_Handle
INTEGER, INTENT(IN) :: Config_Param
INTEGER, DIMENSION(*), POINTER :: INTPNT
END FUNCTION some_actual_function_7_INTPNT

FUNCTION some_actual_function_7_CHARS( Desc_Handle, Config_Param, CHARS )
INTEGER :: some_actual_function_7_CHARS
Type(DFTI_DESCRIPTOR), POINTER :: Desc_Handle
INTEGER, INTENT(IN) :: Config_Param
CHARACTER(*), INTENT(OUT):: CHARS
END FUNCTION some_actual_function_7_CHARS
END INTERFACE DftiGetValue

/* C prototype */
MKL_LONG DftiGetValue( DFTI_DESCRIPTOR_HANDLE,
    DFTI_CONFIG_PARAM ,
    ... );

```


Configuration Settings

Each of the configuration parameters is identified by a named constant in the `MKL_DFTI` module. In C, these named constants have the enumeration type `DFTI_CONFIG_PARAM`. The list of configuration parameters whose values can be set by user is given in [Table 11-3](#); the list of configuration parameters that are read-only is given in [Table 11-4](#). All parameters are readable. Most of these parameters are self-explanatory, while some others are discussed more fully in the description of the relevant functions.

Table 11-3 Settable Configuration Parameters

Named Constants	Value Type	Comments
<i>Most common configurations, no default, must be set explicitly</i>		
<code>DFTI_FORWARD_DOMAIN</code>	Named constant	Domain for the forward transform, settable by <code>DftiCreateDescriptor</code> only
<code>DFTI_PRECISION</code>	Named constant	Precision of computation, settable by <code>DftiCreateDescriptor</code> only
<code>DFTI_DIMENSION</code>	Integer scalar	Dimension of the transform, settable by <code>DftiCreateDescriptor</code> only
<code>DFTI_LENGTHS</code>	Integer scalar/array	Lengths of each dimension, settable by <code>DftiCreateDescriptor</code> only
<i>Common configurations including multiple transform and data representation</i>		
<code>DFTI_NUMBER_OF_TRANSFORMS</code>	Integer scalar	For multiple number of transforms
<code>DFTI_FORWARD_SCALE</code>	Floating-point scalar	Scale factor for forward transform
<code>DFTI_BACKWARD_SCALE</code>	Floating-point scalar	Scale factor for backward transform

Named Constants	Value Type	Comments
DFTI_PLACEMENT	Named constant	Placement of the computation result
DFTI_COMPLEX_STORAGE	Named constant	Storage method, complex domain data
DFTI_REAL_STORAGE	Named constant	Storage method, real domain data
DFTI_CONJUGATE_EVEN_STORAGE	Named constant	Storage method, conjugate-even domain data
DFTI_DESCRIPTOR_NAME	Character string	No longer than DFTI_MAX_NAME_LENGTH
DFTI_PACKED_FORMAT	Named constant	Packed format, real domain data
DFTI_NUMBER_OF_USER_THREADS	Integer scalar	Number of user threads employing the same descriptor for FFT computation
<i>Configurations regarding stride of data</i>		
DFTI_INPUT_DISTANCE	Integer scalar	Multiple transforms, distance of first elements
DFTI_OUTPUT_DISTANCE	Integer scalar	Multiple transforms, distance of first elements
DFTI_INPUT_STRIDES	Integer array	Stride information of input data
DFTI_OUTPUT_STRIDES	Integer array	Stride information of output data
<i>Advanced configuration</i>		
DFTI_ORDERING	Named constant	Scrambling of data order
DFTI_TRANSPOSE	Named constant	Scrambling of dimensions

Table 11-4 Read-Only Configuration Parameters

Named Constants	Value Type	Comments
DFTI_COMMIT_STATUS	Name constant	Whether descriptor has been committed
DFTI_VERSION	String	Intel MKL library version number

The configuration parameters are set by various values. Some of these values are specified by native data types such as an integer value (for example, number of simultaneous transforms requested), or a single-precision number (for example, the scale factor one would like to apply on a forward transform).

Other configuration values are discrete in nature (for example, the domain of the forward transform) and are thus provided in the DFTI module as named constants. In C, these named constants have the enumeration type `DFTI_CONFIG_VALUE`. The complete list of named constants used for this kind of configuration values is given in [Table 11-5](#).

Table 11-5 Named Constant Configuration Values

Named Constant	Comments
DFTI_SINGLE	Single precision
DFTI_DOUBLE	Double precision
DFTI_COMPLEX	Complex domain
DFTI_REAL	Real domain
DFTI_INPLACE	Output overwrites input
DFTI_NOT_INPLACE	Output does not overwrite input
DFTI_COMPLEX_COMPLEX	Storage method (see Storage schemes)
DFTI_REAL_REAL	Storage method (see Storage schemes)
DFTI_COMPLEX_REAL	Storage method (see Storage schemes)
DFTI_REAL_COMPLEX	Storage method (see Storage schemes)
DFTI_COMMITTED	Committal status of a descriptor
DFTI_UNCOMMITTED	Committal status of a descriptor

Named Constant	Comments
DFTI_ORDERED	Data ordered in both forward and backward domains
DFTI_BACKWARD_SCRAMBLED	Data scrambled in backward domain (by forward transform)
DFTI_NONE	Used to specify no transposition
DFTI_ALLOW	Transposition of the result of a transform
DFTI_CCS_FORMAT	Packed format, real data (see Packed formats)
DFTI_PACKED_FORMAT	Packed format, real data (see Packed formats)
DFTI_PERM_FORMAT	Packed format, real data (see Packed formats)
DFTI_CCE_FORMAT	Packed format, real data (see Packed formats)
DFTI_VERSION_LENGTH	Number of characters for library version length
DFTI_MAX_NAME_LENGTH	Maximum descriptor name length
DFTI_MAX_MESSAGE_LENGTH	Maximum status message length

Table 11-6 lists the possible values for those configuration parameters that are discrete in nature.

Table 11-6 Settings for Discrete Configuration Parameters

Named Constant	Possible Values
DFTI_PRECISION	DFTI_SINGLE, or DFTI_DOUBLE (no default)
DFTI_FORWARD_DOMAIN	DFTI_COMPLEX, or DFTI_REAL
DFTI_PLACEMENT	DFTI_INPLACE (default), or DFTI_NOT_INPLACE
DFTI_COMPLEX_STORAGE	DFTI_COMPLEX_COMPLEX (default)

Named Constant	Possible Values
DFTI_REAL_STORAGE	DFTI_REAL_REAL (default), or DFTI_REAL_COMPLEX
DFTI_CONJUGATE_EVEN_STORAGE	DFTI_COMPLEX_COMPLEX, or DFTI_COMPLEX_REAL (default)
DFTI_PACKED_FORMAT	DFTI_CCS_FORMAT (default), or DFTI_PACK_FORMAT, or DFTI_PERM_FORMAT, or DFTI_CCE_FORMAT
DFTI_ORDERING	DFTI_ORDERED (default), or DFTI_BACKWARD_SCRAMBLED
DFTI_TRANSPOSE	DFTI_NONE (default), or DFTI_ALLOW

Table 11-7 lists the default values of the settable configuration parameters.

Table 11-7 Default Configuration Values of Settable Parameters

Named Constants	Default Value
DFTI_NUMBER_OF_TRANSFORMS	1
DFTI_NUMBER_OF_USER_THREADS	1
DFTI_FORWARD_SCALE	1.0
DFTI_BACKWARD_SCALE	1.0
DFTI_PLACEMENT	DFTI_INPLACE
DFTI_COMPLEX_STORAGE	DFTI_COMPLEX_COMPLEX
DFTI_REAL_STORAGE	DFTI_REAL_REAL
DFTI_CONJUGATE_EVEN_STORAGE	DFTI_COMPLEX_REAL

Named Constants	Default Value
DFTI_PACKED_FORMAT	DFTI_CCS_FORMAT
DFTI_DESCRIPTOR_NAME	no name, string of zero length
DFTI_INPUT_DISTANCE	0
DFTI_OUTPUT_DISTANCE	0
DFTI_INPUT_STRIDES	Tightly packed according to dimension and FFT lengths
DFTI_OUTPUT_STRIDES	Same as above. see Strides for details
DFTI_ORDERING	DFTI_ORDERED
DFTI_TRANSPOSE	DFTI_NONE

Precision of transform

The configuration parameter `DFTI_PRECISION` denotes the floating-point precision in which the transform is to be carried out. A setting of `DFTI_SINGLE` stands for single precision, and a setting of `DFTI_DOUBLE` stands for double precision. The data is meant to be presented in this precision; the computation will be carried out in this precision; and the result will be delivered in this precision. This is one of the four settable configuration parameters that do not have default values. The user must set them explicitly, most conveniently at the call to descriptor creation function [DftiCreateDescriptor](#).

Fortran module `MKL_DFTI` also defines named constants `DFTI_SINGLE_R` and `DFTI_DOUBLE_R`, with the same semantics as `DFTI_SINGLE` and `DFTI_DOUBLE`, respectively. These constants are *not recommended for direct use*. They only facilitate access to precision-specific functions for the generic name `DftiCreateDescriptor` through the modification of the "USE MKL_DFTI" statement, as described in section [CreateDescriptor](#).

Forward domain of transform

As already mentioned in the introduction to the Fourier Transform Functions chapter, the general form of the discrete Fourier transform is

$$z_{k_1, k_2, \dots, k_d} = \sigma \times \sum_{j_d=0}^{n_d-1} \dots \sum_{j_2=0}^{n_2-1} \sum_{j_1=0}^{n_1-1} w_{j_1, j_2, \dots, j_d} \exp \left(\delta i 2\pi \sum_{l=1}^d j_l k_l / n_l \right)$$

where w is the input sequence, z is the output sequence, both indexed by $k_l = 0, \dots, n_l-1$, for $l = 1, \dots, d$, scale factor σ is an arbitrary real number with the default value of 1.0, and the sign in the exponent is $\delta = -1$ for the forward transform and $\delta = +1$ for the backward transform.

The implementation of FFT supports forward transforms on input sequences of two domains, as specified by configuration parameter `DFTI_FORWARD_DOMAIN`: general complex-valued sequences (`DFTI_COMPLEX` domain) and general real-valued sequences (`DFTI_REAL` domain). The forward transform maps the forward domain to the corresponding backward domain, as shown in [Table 11-8](#), where the conjugate-even domain covers complex-valued sequences with the symmetry property:

$$x_{k_1, k_2, \dots, k_d} = \overline{x_{n_1-k_1, n_2-k_2, \dots, n_d-k_d}}$$

Here the overline denotes the complex conjugate, and it is assumed that

$$x_{\dots, n_l, \dots} \equiv x_{\dots, 0, \dots}$$

Due to this property of conjugate-even sequences, only a part of such sequence is stored in the computer memory, as described in [Storage schemes](#).

Table 11-8 Correspondence of Forward and Backward Domain

Forward Domain	Implied Backward Domain
Complex (<code>DFTI_COMPLEX</code>)	Complex (<code>DFTI_COMPLEX</code>)
Real (<code>DFTI_REAL</code>)	Conjugate-even

`DFTI_FORWARD_DOMAIN` is the second of four configuration parameters without a default value.

Transform dimension and lengths

The dimension of the transform is a positive integer value represented in an integer scalar of `Integer` data type in Fortran and `MKL_LONG` data type in C. For one-dimensional transform, the transform length is specified by a positive integer value represented in an integer scalar of `Integer` data type in Fortran and `MKL_LONG` data type in C. For multi-dimensional (≥ 2) transform, the lengths of each of the dimension is supplied in an integer array (`Integer` data type in Fortran and `MKL_LONG` data type in C). `DFTI_DIMENSION` and `DFTI_LENGTHS` are the remaining two of four configuration parameters without default.

As mentioned, these four configuration parameters do not have default value. They are most conveniently set at the descriptor creation function. They can only be set in the descriptor creation function, and not by the function `DftiSetValue`.

Number of transforms

In some situations, the user may need to perform a number of FFTs of the same dimension and lengths. The most common situation would be to transform a number of one-dimensional data of the same length. This parameter has the default value of 1, and can be set to positive integer value by an `Integer` data type in Fortran and `MKL_LONG` data type in C. Data sets have no common elements. The distance parameter is obligatory if multiple number is more than one.

Scale

The forward transform and backward transform are each associated with a scale factor σ of its own with default value of 1. The user can set one or both of them via the two configuration parameters `DFTI_FORWARD_SCALE` and `DFTI_BACKWARD_SCALE`. For example, for a one-dimensional transform of length n , one can use the default scale of 1 for the forward transform while setting the scale factor for backward transform to be $1/n$, making the backward transform the inverse of the forward transform.

The scale factor configuration parameter should be set by a real floating-point data type of the same precision as the value for `DFTI_PRECISION`.

Placement of result

By default, the computational functions overwrite the input data with the output result. That is, the default setting of the configuration parameter `DFTI_PLACEMENT` is `DFTI_INPLACE`. The user can change that by setting it to `DFTI_NOT_INPLACE`. Data sets have no common elements.

Packed formats

The result of the forward transform (i.e. in the frequency-domain) of real data is represented in several possible packed formats: **Pack**, **Perm**, **CCS**, or **CCE**. The data can be packed due to the symmetry property of the FFT of a real data.

The **CCE** format stores the values of the first half of the output complex conjugate-even signal resulted from the forward FFT. Note that the one-dimensional signal stored in **CCE** format is one complex element longer. For multi-dimensional real transform, $n_1 * n_2 * n_3 * \dots * n_k$ the size of complex matrix in **CCE** format is $(n_1/2+1) * n_2 * n_3 * \dots * n_k$ for Fortran and $n_1 * n_2 * \dots * (n_k/2+1)$ for C.

The **CCS** format looks like the **CCE** format. It is the same format as **CCE** for one-dimensional transform. The **CCS** format is slightly different for multi-dimensional real transform. In **CCS** format, the output samples of the FFT are arranged as shown in [Table 11-9](#) for one-dimensional FFT and in [Table 11-10](#) for two-dimensional FFT.

The **Pack** format is a compact representation of a complex conjugate-symmetric sequence. The disadvantage of this format is that it is not the natural format used by the real FFT algorithms ("natural" in the sense that array is natural for complex FFTs). In **Pack** format, the output samples of the FFT are arranged as shown in [Table 11-9](#) for one-dimensional FFT and in [Table 11-11](#) for two-dimensional FFT.

The **Perm** format is an arbitrary permutation of the **Pack** format for even lengths and one is the same as the **Pack** format for odd lengths. In **Perm** format, the output samples of the FFT are arranged as shown in [Table 11-9](#) for one-dimensional FFT and in [Table 11-12](#) for two-dimensional FFT.

Table 11-9 Packed Format Output Samples

For $n = s*2$										
FFT Real	0	1	2	3	...	n-2	n-1	n	n+1	
CCS	R_0	0	R_1	I_1	...	$R_{n/2-1}$	$I_{n/2-1}$	$R_{n/2}$	0	
Pack	R_0	R_1	I_1	R_2	...	$I_{n/2-1}$	$R_{n/2}$			
Perm	R_0	$R_{n/2}$	R_1	I_1	...	$R_{n/2-1}$	$I_{n/2-1}$			

For $n = s*2 + 1$											
FFT Real	0	1	2	3	...	n-4	n-3	n-2	n-1	n	n+1
CCS	R_0	0	R_1	I_1	...	I_{s-2}	R_{s-1}	I_{s-1}	R_s	I_s	

For $n = s*2 + 1$

Pack	R_0	R_1	I_1	R_2	...	R_{s-1}	I_{s-1}	R_s	I_s
Perm	R_0	R_1	I_1	R_2	...	R_{s-1}	I_{s-1}	R_s	I_s

Note that [Table 11-9](#) uses the following notation for complex data entries:

$$R_j = \text{Re } z_j$$

$$I_j = \text{Im } z_j$$

See also [Table 11-13](#) and [Table 11-14](#).

Table 11-10 CCS Format Output Samples (Two-Dimensional Matrix $(m+2)$ -by- $(n+2)$)

For $m = s*2, n = k*2$

$z(1,1)$	0	$\text{REz}(1,2)$	$\text{IMz}(1,2)$	-	$\text{REz}(1,k)$	$\text{IMz}(1,k)$	$z(1,k+1)$	0
0	0	0	0	-	0	0	0	0
$\text{REz}(2,1)$	$\text{REz}(2,2)$	$\text{REz}(2,3)$	$\text{REz}(2,4)$	-	$\text{REz}(2,n-1)$	$\text{REz}(2,n)$	n/u^*	n/u
$\text{IMz}(2,1)$	$\text{IMz}(2,2)$	$\text{IMz}(2,3)$	$\text{IMz}(2,4)$	-	$\text{IMz}(2,n-1)$	$\text{IMz}(2,n)$	n/u	n/u
...	-	n/u	n/u
$\text{REz}(m/2,1)$	$\text{REz}(m/2,2)$	$\text{REz}(m/2,3)$	$\text{REz}(m/2,4)$	-	$\text{REz}(m/2,n-1)$	$\text{REz}(m/2,n)$	n/u	n/u
$\text{IMz}(m/2,1)$	$\text{IMz}(m/2,2)$	$\text{IMz}(m/2,3)$	$\text{IMz}(m/2,4)$	-	$\text{IMz}(m/2,n-1)$	$\text{IMz}(m/2,n)$	n/u	n/u
$z(m/2+1,1)$	0	$\text{REz}(m/2+1,2)$	$\text{IMz}(m/2+1,2)$	-	$\text{REz}(m/2+1,k)$	$\text{IMz}(m/2+1,k)$	$z(m/2+1,k+1)$	0
0	0	0	0	-	0	0	n/u	n/u

For $m = s*2+1, n = k*2$

$z(1,1)$	0	$\text{REz}(1,2)$	$\text{IMz}(1,2)$	-	$\text{REz}(1,k)$	$\text{IMz}(1,k)$	$z(1,k+1)$	0
0	0	0	0	-	0	0	0	0
$\text{REz}(2,1)$	$\text{REz}(2,2)$	$\text{REz}(2,3)$	$\text{REz}(2,4)$	-	$\text{REz}(2,n-1)$	$\text{REz}(2,n)$	n/u	n/u
$\text{IMz}(2,1)$	$\text{IMz}(2,2)$	$\text{IMz}(2,3)$	$\text{IMz}(2,4)$	-	$\text{IMz}(2,n-1)$	$\text{IMz}(2,n)$	n/u	n/u

For $m = s*2+1, n = k*2$

...	-	n/u	n/u
REz(s,1)	REz(s,2)	REz(s,3)	REz(s,4)	-	REz(s,n-1)	REz(s,n)	n/u	n/u
IMz(s,1)	IMz(s,2)	IMz(s,3)	IMz(s,4)	-	IMz(s,n-1)	IMz(s,n)	n/u	n/u

For $m = s*2, n = k*2+1$

z(1,1)	0	REz(1,2)	IMz(1,2)	...	IMz(1,k-1)	REz(1,k)	IM z(1,k)
0	0	0	0	...	0	0	0
REz(2,1)	REz(2,2)	REz(2,3)	REz(2,4)	...	REz(2,n-1)	REz(2,n)	n/u*
IMz(2,1)	IMz(2,2)	IMz(2,3)	IMz(2,4)	...	IMz(2,n-1)	IMz(2,n)	n/u
...	n/u
REz(m/2,1)	REz(m/2,2)	REz(m/2,3)	REz(m/2,4)	...	REz(m/2,n-1)	REz(m/2,n)	n/u
IMz(m/2,1)	IMz(m/2,2)	IMz(m/2,3)	IMz(m/2,4)	...	IMz(m/2,n-1)	IMz(m/2,n)	n/u
z(m/2+1,1)	0	REz(m/2+1,2)	IMz(m/2+1,2)	...	IMz(m/2+1,k-1)	REz(m/2+1,k)	IMz(m/2+1,k)
0	0	0	0	...	0	0	n/u

For $m = s*2+1, n = k*2+1$

z(1,1)	0	REz(1,2)	IMz(1,2)	...	IMz(1,k-1)	REz(1,k)	IMz(1,k)
0	0	0	0	...	0	0	0
REz(2,1)	REz(2,2)	REz(2,3)	REz(2,4)	...	REz(2,n-1)	REz(2,n)	n/u
IMz(2,1)	IMz(2,2)	IMz(2,3)	IMz(2,4)	...	IMz(2,n-1)	IMz(2,n)	n/u
...	n/u
REz(s,1)	REz(s,2)	REz(s,3)	REz(s,4)	...	REz(s,n-1)	REz(s,n)	n/u
IMz(s,1)	IMz(s,2)	IMz(s,3)	IMz(s,4)	...	IMz(s,n-1)	IMz(s,n)	n/u

* n/u - not used.

Note that in the [Table 11-10](#), $(n+2)$ columns are used for even $n = k*2$, while n columns are used for odd $n = k*2+1$. In the latter case, the first row is

$z(1,1) \ 0 \ \text{REz}(1,2) \ \text{IMz}(1,2) \ \dots \ \text{REz}(1,k) \ \text{IMz}(1,k)$

If m is even, the $(m+1)$ -th row is

$z(m/2+1,1) \ 0 \ \text{REz}(m/2+1,2) \ \text{IMz}(m/2+1,2) \ \dots \ \text{REz}(m/2+1,k) \ \text{IMz}(m/2+1,k)$

Table 11-11 Pack Format Output Samples (Two-Dimensional Matrix m -by- n)

For $m = s*2$						
$z(1,1)$	$\text{REz}(1,2)$	$\text{IMz}(1,2)$	$\text{REz}(1,3)$...	$\text{IMz}(1,k)$	$z(1,k+1)$
$\text{REz}(2,1)$	$\text{REz}(2,2)$	$\text{REz}(2,3)$	$\text{REz}(2,4)$...	$\text{REz}(2,n-1)$	$\text{REz}(2,n)$
$\text{IMz}(2,1)$	$\text{IMz}(2,2)$	$\text{IMz}(2,3)$	$\text{IMz}(2,4)$...	$\text{IMz}(2,n-1)$	$\text{IMz}(2,n)$
...
$\text{REz}(m/2,1)$	$\text{REz}(m/2,2)$	$\text{REz}(m/2,3)$	$\text{REz}(m/2,4)$...	$\text{REz}(m/2,n-1)$	$\text{REz}(m/2,n)$
$\text{IMz}(m/2,1)$	$\text{IMz}(m/2,2)$	$\text{IMz}(m/2,3)$	$\text{IMz}(m/2,4)$...	$\text{IMz}(m/2,n-1)$	$\text{IMz}(m/2,n)$
$z(m/2+1,1)$	$\text{REz}(m/2+1,2)$	$\text{IMz}(m/2+1,2)$	$\text{REz}(m/2+1,3)$...	$\text{IMz}(m/2+1,k)$	$z(m/2+1,k+1)$
For $m = s*2+1$						
$z(1,1)$	$\text{REz}(1,2)$	$\text{IMz}(1,2)$	$\text{REz}(1,3)$...	$\text{IMz}(1,k)$	$z(1,n/2+1)$
$\text{REz}(2,1)$	$\text{REz}(2,2)$	$\text{REz}(2,3)$	$\text{REz}(2,4)$...	$\text{REz}(2,n-1)$	$\text{REz}(2,n)$
$\text{IMz}(2,1)$	$\text{IMz}(2,2)$	$\text{IMz}(2,3)$	$\text{IMz}(2,4)$...	$\text{IMz}(2,n-1)$	$\text{IMz}(2,n)$
...
$\text{REz}(s,1)$	$\text{REz}(s,2)$	$\text{REz}(s,3)$	$\text{REz}(s,4)$...	$\text{REz}(s,n-1)$	$\text{REz}(s,n)$
$\text{IMz}(s,1)$	$\text{IMz}(s,2)$	$\text{IMz}(s,3)$	$\text{IMz}(s,4)$...	$\text{IMz}(s,n-1)$	$\text{IMz}(s,n)$

Table 11-12 Perm Format Output Samples (Two-Dimensional Matrix m -by- n)**For $m = s*2$**

$z(1,1)$	$z(1,k+1)$	$REz(1,2)$	$IMz(1,2)$...	$REz(1,k)$	$IMz(1,k)$
$z(m/2+1,1)$	$z(m/2+1,k+1)$	$REz(m/2+1,2)$	$IMz(m/2+1,2)$...	$REz(m/2+1,k)$	$IMz(m/2+1,k)$
$REz(2,1)$	$REz(2,2)$	$REz(2,3)$	$REz(2,4)$...	$REz(2,n-1)$	$REz(2,n)$
$IMz(2,1)$	$IMz(2,2)$	$IMz(2,3)$	$IMz(2,4)$...	$IMz(2,n-1)$	$IMz(2,n)$
...
$REz(m/2,1)$	$REz(m/2,2)$	$REz(m/2,3)$	$REz(m/2,4)$...	$REz(m/2,n-1)$	$REz(m/2,n)$
$IMz(m/2,1)$	$IMz(m/2,2)$	$IMz(m/2,3)$	$IMz(m/2,4)$...	$IMz(m/2,n-1)$	$IMz(m/2,n)$

For $m = s*2+1$

$z(1,1)$	$z(1,k+1)$	$REz(1,2)$	$IMz(1,2)$...	$REz(1,k)$	$IMz(1,k)$
$REz(2,1)$	$REz(2,2)$	$REz(2,3)$	$REz(2,4)$...	$REz(2,n-1)$	$REz(2,n)$
$IMz(2,1)$	$IMz(2,2)$	$IMz(2,3)$	$IMz(2,4)$...	$IMz(2,n-1)$	$IMz(2,n)$
...
$REz(s,1)$	$REz(s,2)$	$REz(s,3)$	$REz(s,4)$...	$REz(s,n-1)$	$REz(s,n)$
$IMz(s,1)$	$IMz(s,2)$	$IMz(s,3)$	$IMz(s,4)$...	$IMz(s,n-1)$	$IMz(s,n)$

Note that in the [Table 11-11](#) and [Table 11-12](#), for even number of columns $n = k*2$, while for odd number of columns $n = k*2+1$ and the first row is

$z(1,1) \ REz(1,2) \ IMz(1,2) \ \dots \ REz(1,k) \ IMz(1,k)$

If m is even, the last row in `Pack` format and the second row in `Perm` format is

$z(m/2+1,1) \ REz(m/2+1,2) \ IMz(m/2+1,2) \ \dots \ REz(m/2+1,k) \ IMz(m/2+1,k)$

The tables for two-dimensional FFT use Fortran-interface conventions. For C-interface specifics in storing packed data, see [Storage schemes](#) section below. See also [Table 11-15](#) and [Table 11-16](#) for examples of Fortran-interface and C-interface formats.

Storage schemes

Depending on the value of configuration parameter `DFTI_FORWARD_DOMAIN`, the implementation of FFT supports several storage schemes for input and output data (see document [3] for the rationale behind the definition of the storage schemes). The data elements are placed within contiguous memory blocks, defined with generalized strides (see [Strides](#)). For multiple transforms an `nth` set of data (`nth` begins with zero) should be located within the same memory block, and the data sets are placed at a `distance` from each other (see [Number of transforms](#) and [Input and output distances](#)).



NOTE. In C/C++, avoid setting up multidimensional arrays with lists of pointers to one-dimensional arrays. Instead use a one-dimensional array with the explicit indexing to access the data elements.

The C/C++ notation is used to precisely describe association of mathematical entities with the data elements stored in memory. [FFT Examples](#) demonstrate the usage of storage formats in C and Fortran.

Storage schemes for complex domain. For the `DFTI_COMPLEX` forward domain, both input and output sequences belong to the complex domain. In this case, configuration parameter `DFTI_COMPLEX_STORAGE` can have one of the two values: `DFTI_COMPLEX_COMPLEX` (default) or `DFTI_REAL_REAL`.



NOTE. In the Intel MKL FFT implementation, storage schemes for a forward complex domain and the respective backward complex domain are the same.

With `DFTI_COMPLEX_COMPLEX` storage, the complex-valued data sequence is referenced by a single data parameter `z` associated with the complex type so that complex-valued element z_{k_1, k_2, \dots, k_d} of the sequence is located at `z[nth*distance + stride0 + k1*stride1 + k2*stride2 + ... kd*strided]` as a structure consisting of the real and imaginary parts.

The following example illustrates a typical usage of the `DFTI_COMPLEX_COMPLEX` storage:

```
complex :: x(n)
...
! on input, for i=1,...,N: x(i) = wi-1
status = DftiComputeForward( desc_handle, x )
! on output, for i=1,...,N: x(i) = zi-1
```

With the `DFTI_REAL_REAL` storage, the complex-valued data sequence is referenced by two data parameters `ZRe` and `ZIm`, both associated with the real type so that complex-valued element z_{k_1, k_2, \dots, k_d} of the sequence is computed as $ZRe[nth*distance + stride_0 + k_1*stride_1 + k_2*stride_2 + \dots + k_d*stride_d] + \sqrt{-1} \times ZIm[nth*distance + stride_0 + k_1*stride_1 + k_2*stride_2 + \dots + k_d*stride_d]$.

A typical usage of the `DFTI_REAL_REAL` storage is illustrated by the following example:

```
real :: xre(n), xim(n)
...
status = DftiSetValue( desc_handle, DFTI_COMPLEX_STORAGE, DFTI_REAL_REAL)
! on input, for i=1,...,N: cmplx(xre(i),xim(i)) = wi-1
status = DftiComputeForward( desc_handle, xre, xim )
! on output, for i=1,...,N: cmplx(xre(i),xim(i)) = zi-1
```

Storage scheme for the real and conjugate-even domains. This setting for the storage schemes for these domains is recorded in the configuration parameters `DFTI_REAL_STORAGE` and `DFTI_CONJUGATE_EVEN_STORAGE`. Since a forward real domain corresponds to a conjugate-even backward domain, they are considered together. The example uses [one-](#), [two-](#) and [three-dimensional](#) real to conjugate-even transforms. In-place computation is assumed whenever possible (that is, when the input data type matches the output data type).

One-Dimensional Transform

Consider a one-dimensional n -length transform of the form

$$z_k = \sum_{j=0}^{n-1} w_j e^{-i2\pi jk/n}, \quad w_j \in R, z_k \in C.$$

There is a symmetry:

For even n : $z(n/2+i) = \text{conjg}(z(n/2-i))$, $1 \leq i \leq n/2-1$, and moreover $z(0)$ and $z(n/2)$ are real values.

For odd n : $z(m+i) = \text{conjg}(z(m-i+1))$, $1 \leq i \leq m$, and moreover $z(0)$ is real value.

$m = \text{floor}(n/2)$.

Table 11-13 Comparison of the Storage Effects of Complex-to-Complex and Real-to-Complex FFTs for Forward Transform

N=8							
Input Vectors			Output Vectors				
Complex FFT		Real FFT	complex FFT		real FFT		
Complex Data		Real Data	Complex Data		Real Data		
Real	Imaginary		Real	Imaginary	CCS	Pack	Perm
w0	0.000000	w0	z0	0.000000	z0	z0	z0
w1	0.000000	w1	Re(z1)	Im(z1)	0.000000	Re(z1)	z4
w2	0.000000	w2	Re(z2)	Im(z2)	Re(z1)	Im(z1)	Re(z1)
w3	0.000000	w3	Re(z3)	Im(z3)	Im(z1)	Re(z2)	Im(z1)
w4	0.000000	w4	z4	0.000000	Re(z2)	Im(z2)	Re(z2)
w5	0.000000	w5	Re(z3)	-Im(z3)	Im(z2)	Re(z3)	Im(z2)
w6	0.000000	w6	Re(z2)	-Im(z2)	Re(z3)	Im(z3)	Re(z3)
w7	0.000000	w7	Re(z1)	-Im(z1)	Im(z3)	z4	Im(z3)
					z4		
					0.000000		

N=7							
Input Vectors			Output Vectors				
Complex FFT		Real FFT	complex FFT		real FFT		
Complex Data		Real Data	Complex Data		Real Data		
Real	Imaginary		Real	Imaginary	CCS	Pack	Perm
w0	0.000000	w0	z0	0.000000	z0	z0	z0
w1	0.000000	w1	Re(z1)	Im(z1)	0.000000	Re(z1)	Re(z1)
w2	0.000000	w2	Re(z2)	Im(z2)	Re(z1)	Im(z1)	Im(z1)
w3	0.000000	w3	Re(z3)	Im(z3)	Im(z1)	Re(z2)	Re(z2)
w4	0.000000	w4	Re(z3)	-Im(z3)	Re(z2)	Im(z2)	Im(z2)
w5	0.000000	w5	Re(z2)	-Im(z2)	Im(z2)	Re(z3)	Re(z3)
w6	0.000000	w6	Re(z1)	-Im(z1)	Re(z3)	Im(z3)	Im(z3)
					Im(z3)		

Table 11-14 Comparison of the Storage Effects of Complex-to-Complex and Complex-to-Real FFTs for Backward Transform

N=8							
Input Vectors			Output Vectors				
Complex FFT		Real FFT	complex FFT		real FFT		
Complex Data		Real Data	Complex Data		Real Data		

N=8							
Real	Imaginary		Real	Imaginary	CCS	Pack	Perm
w0	0.000000	w0	z0	0.000000	z0	z0	z0
w1	0.000000	w1	Re(z1)	Im(z1)	0.000000	Re(z1)	z4
w2	0.000000	w2	Re(z2)	Im(z2)	Re(z1)	Im(z1)	Re(z1)
w3	0.000000	w3	Re(z3)	Im(z3)	Im(z1)	Re(z2)	Im(z1)
w4	0.000000	w4	z4		Re(z2)	Im(z2)	Re(z2)
w5	0.000000	w5	Re(z3)	-Im(z3)	Im(z2)	Re(z3)	Im(z2)
w6	0.000000	w6	Re(z2)	-Im(z2)	Re(z3)	Im(z3)	Re(z3)
w7	0.000000	w7	Re(z1)	-Im(z1)	Im(z3)	z4	Im(z3)
					z4		
					0.000000		
N=7							
Input Vectors			Output Vectors				
Complex FFT		Real FFT	complex FFT		real FFT		
Complex Data		Real Data	Complex Data		Real Data		
Real	Imaginary		Real	Imaginary	CCS	Pack	Perm
w0	0.000000	w0	z0	0.000000	z0	z0	z0
w1	0.000000	w1	Re(z1)	Im(z1)	0.000000	Re(z1)	Re(z1)
w2	0.000000	w2	Re(z2)	Im(z2)	Re(z1)	Im(z1)	Im(z1)

N=7

w3	0.000000	w3	Re(z3)	Im(z3)	Im(z1)	Re(z2)	Re(z2)
w4	0.000000	w4	Re(z3)	-Im(z3)	Re(z2)	Im(z2)	Im(z2)
w5	0.000000	w5	Re(z2)	-Im(z2)	Im(z2)	Re(z3)	Re(z3)
w6	0.000000	w6	Re(z1)	-Im(z1)	Re(z3)	Im(z3)	Im(z3)
Im(z3)							

Assume that the stride has the default value (unit stride).

This complex conjugate-symmetric vector can be stored in the complex array of size $m+1$ or in the real array of size $2m+2$ or $2m$ depending on packed format.

Two-Dimensional Transform

Each of the real-to-complex functions computes the forward FFT of a two-dimensional real matrix according to the mathematical equation

$$z_{i,j} = \sum_{k=0}^{m-1} \sum_{l=0}^{n-1} t_{k,l} * W_m^{-i*k} * W_n^{-j*l},$$

$$0 \leq i \leq m-1, 0 \leq j \leq n-1$$

$t_{k,l} = \text{cmplx}(r_{k,l}, 0)$, where $r_{k,l}$ is a real input matrix, $0 \leq k \leq m-1$, $0 \leq l \leq n-1$. The mathematical result $z_{i,j}$, $0 \leq i \leq m-1$, $0 \leq j \leq n-1$, is the complex matrix of size (m, n) . Each column is the complex conjugate-symmetric vector as follows:

For even m :

for $0 \leq j \leq n-1$,

$$z(m/2+i, j) = \text{conjg}(z(m/2-i, j)), 1 \leq i \leq m/2-1.$$

Moreover, $z(0, j)$ and $z(m/2, j)$ are real values for $j=0$ and $j=n/2$.

For odd m :

for $0 \leq j \leq n-1$,

$z(s+i, j) = \text{conjg}(z(s-i, j)), 1 \leq i \leq s-1$,

where $s = \text{floor}(m/2)$.

Moreover, $z(0, j)$ are real values for $j=0$ and $j=n/2$.

This mathematical result can be stored in the real two-dimensional array of size:

$(m+2, n+2)$ (CCS format), or

(m, n) (Pack or Perm formats), or

$(2 * (m/1+1), n)$ (CCE format, Fortran-interface),

$((m, 2 * (n/2+1)))$ (CCE format, C-interface)

or in the complex two-dimensional array of size:

$(m/2+1, n)$ (CCE format, Fortran-interface),

$(m, n/2+1)$ (CCE format, C-interface)

Since the multidimensional array data are arranged differently in Fortran and C (see [Strides](#)), the output array that holds the computational result contains complex conjugate-symmetric columns (for Fortran) or complex conjugate-symmetric rows (for C).

The following tables give examples of output data layout in `Pack` format for a forward two-dimensional real-to-complex FFT of a 6-by-4 real matrix. Note that the same layout is used for the input data of the corresponding backward complex-to-real FFT.

Table 11-15 Fortran-interface Data Layout for a 6-by-4 Matrix

$z(1,1)$	$\text{Re } z(1,2)$	$\text{Im } z(1,2)$	$z(1,3)$
$\text{Re } z(2,1)$	$\text{Re } z(2,2)$	$\text{Re } z(2,3)$	$\text{Re } z(2,4)$
$\text{Im } z(2,1)$	$\text{Im } z(2,2)$	$\text{Im } z(2,3)$	$\text{Im } z(2,4)$
$\text{Re } z(3,1)$	$\text{Re } z(3,2)$	$\text{Re } z(3,3)$	$\text{Re } z(3,4)$
$\text{Im } z(3,1)$	$\text{Im } z(3,2)$	$\text{Im } z(3,3)$	$\text{Im } z(3,4)$
$z(4,1)$	$\text{Re } z(4,2)$	$\text{Im } z(4,2)$	$z(4,3)$

For the above example, the stride array is taken to be (0, 1, 6).

Table 11-16 C-interface Data Layout for a 6-by-4 Matrix

z(1,1)	Re z(1,2)	Im z(1,2)	z(1,3)
Re z(2,1)	Re z(2,2)	Im z(2,2)	Re z(2,3)
Im z(2,1)	Re z(3,2)	Im z(3,2)	Im z(2,3)
Re z(3,1)	Re z(4,2)	Im z(4,2)	Re z(3,3)
Im z(3,1)	Re z(5,2)	Im z(5,2)	Im z(3,3)
z(4,1)	Re z(6,2)	Im z(6,2)	z(4,3)

For the second example, the stride array is taken to be (0, 4, 1).

See also [Packed formats](#).

Three-Dimensional Transform

Each of the real-to-complex functions computes the forward FFT of a three-dimensional real matrix according to the mathematical equation

$$Z_{i,j,q} = \sum_{k=0}^{m-1} \sum_{l=0}^{n-1} \sum_{s=0}^{k-1} t_{p,l,s} * W_m^{-i*p} * W_n^{-j*l} * W_k^{-q*s},$$

$$0 \leq i \leq m-1, 0 \leq j \leq n-1, 0 \leq s \leq k-1$$

$t_{p,l,s} = \text{cmplx}(r_{p,l,s}, 0)$, where $r_{p,l,s}$ is a real input matrix, $0 \leq k \leq m-1$, $0 \leq l \leq n-1$, $0 \leq s \leq k-1$. The mathematical result $z_{i,j,q}$, $0 \leq i \leq m-1$, $0 \leq j \leq n-1$, $0 \leq q \leq k-1$ is the complex matrix of size (m, n, k) , which is a complex conjugate-symmetric, or conjugate-even, matrix as follows:

$z_{m1,n1,k1} = \text{conjg}(z_{m-m1,n-n1,k-k1})$, where each dimension is periodic.

This mathematical result can be stored in the real three-dimensional array of size:

$(m/2+1, n, k)$ (CCE format, Fortran-interface),

$(m, n, k/2+1)$ (CCE format, C-interface).

Since the multidimensional array data are arranged differently in Fortran and C (see [Strides](#)), the output array that holds the computational result contains complex conjugate-symmetric columns (for Fortran) or complex conjugate-symmetric rows (for C).



NOTE. There is one packed format for 3D REAL FFT - CCE format. In both in-place and out-of-place REAL FFT, for real data, the stride and distance parameters are in `REAL` units and for complex data, they are in `COMPLEX` units. So, elements of input and output data can be placed in different elements of input-output array of the in-place FFT.

1. DFTI_REAL_REAL for real domain, **DFTI_COMPLEX_REAL** for conjugate-even domain (by default). It is used for 1D and 2D REAL FFT.

- A typical usage of in-place transform is as follows:

```
// m = floor( n/2 )
REAL :: X(0:2*m+1)
...some other code...
...assuming inplace transform...
Status = DftiComputeForward( Desc_Handle, X )
```

On input,

$$X(j) = w_j, \quad j = 0, 1, \dots, n-1.$$

On output,

Output data stored in one of formats: `Pack`, `Perm` or `CCS` (see [Packed formats](#)).

CCS format: $X(2*k) = \text{Re}(z_k)$, $X(2*k+1) = \text{Im}(z_k)$, $k = 0, 1, \dots, m$.

Pack format:

even n: $X(0) = \text{Re}(z_0)$, $X(2*k-1) = \text{Re}(z_k)$, $X(2*k) = \text{Im}(z_k)$, $k = 1, \dots, m-1$,
and $X(n-1) = \text{Re}(z_m)$

odd n: $X(0) = \text{Re}(z_0)$, $X(2*k-1) = \text{Re}(z_k)$, $X(2*k) = \text{Im}(z_k)$, $k = 1, \dots, m$

Perm format:

even n: $X(0) = \text{Re}(z_0)$, $X(1) = \text{Re}(z_m)$, $X(2*k) = \text{Re}(z_k)$, $X(2*k+1) = \text{Im}(z_k)$,
 $k = 1, \dots, m-1$,

odd n: $X(0) = \text{Re}(z_0)$, $X(2*k-1) = \text{Re}(z_k)$, $X(2*k) = \text{Im}(z_k)$, $k = 1, \dots, m$.

See [Example C-6](#), [Example C-8](#), [Example C-10](#), and [Example C-11](#).

Input and output data exchange the roles in the backward transform.

- A typical usage of out-of-place transform is as follows:

```
// m = floor( n/2 )
REAL :: X(0:n-1)
REAL :: Y(0:2*m+1)
...some other code...
...assuming out-of-place transform...
Status = DftiComputeForward( Desc_Handle, X, Y )
```

On input, $X(j) = w_j$, $j = 0, 1, \dots, n-1$.

On output,

Output data stored in one of formats: `Pack`, `Perm` or `CCS` (see [Packed formats](#)).

CCS format: $Y(2*k) = \text{Re}(z_k)$, $Y(2*k+1) = \text{Im}(z_k)$, $k = 0, 1, \dots, m$.

Pack format:

even n : $Y(0) = \text{Re}(z_0)$, $Y(2*k-1) = \text{Re}(z_k)$, $Y(2*k) = \text{Im}(z_k)$, $k = 1, \dots, m-1$,
and $Y(n-1) = \text{Re}(z_m)$

odd n : $Y(0) = \text{Re}(z_0)$, $Y(2*k-1) = \text{Re}(z_k)$, $Y(2*k) = \text{Im}(z_k)$, $k = 1, \dots, m$

Perm format:

even n : $Y(0) = \text{Re}(z_0)$, $Y(1) = \text{Re}(z_m)$, $Y(2*k) = \text{Re}(z_k)$, $Y(2*k+1) = \text{Im}(z_k)$,
 $k = 1, \dots, m-1$,

odd n : $Y(0) = \text{Re}(z_0)$, $Y(2*k-1) = \text{Re}(z_k)$, $Y(2*k) = \text{Im}(z_k)$, $k = 1, \dots, m$.

Notice that if the stride of the output array is not set to the default value unit stride, the real and imaginary parts of one complex element will be placed with this stride.

For example:

CCS format: $Y(2*k*s) = \text{Re}(z_k)$, $Y((2*k+1)*s) = \text{Im}(z_k)$, $k = 0, 1, \dots, m$, s - stride.

See [Example C-7](#) and [Example C-9](#).

Input and output data exchange the roles in the backward transform.

2. DFTI_REAL_REAL for real domain, **DFTI_COMPLEX_COMPLEX** for conjugate-even domain. It is used for 1D, 2D and 3D REAL FFT. The CCE format is set by default. You must explicitly set the storage scheme in this case, because its value is not the default one.

- A typical usage of in-place transform is as follows:

```
// m = floor( n/2 )
REAL :: X(0:m*2)
...some other code...
...assuming in-place transform...
Status = DftiSetValue( Desc_Handle, DFTI_CONJUGATE_EVEN_STORAGE, DFTI_COMPLEX_COMPLEX)
...
Status = DftiComputeForward( Desc_Handle, X)
```

On input,

$X(j) = w_j, j = 0, 1, \dots, n-1.$

On output,

$X(2*k) = \text{Re}(z_k), X(2*k+1) = \text{Im}(z_k), k = 0, 1, \dots, m.$

See [Example C-16](#).

Input and output data exchange the roles in the backward transform.

- A typical usage of out-of-place transform is as follows:

```
// m = floor( n/2 )
REAL :: X(0:n-1)
COMPLEX :: Y(0:m)
...some other code...
...assuming out-of-place transform...
Status = DftiSetValue( Desc_Handle, DFTI_CONJUGATE_EVEN_STORAGE, DFTI_COMPLEX_COMPLEX)
...
Status = DftiComputeForward( Desc_Handle, X, Y )
```

On input,

$X(j) = w_j, j = 0, 1, \dots, n-1.$

On output,

$$Y(k) = z_k, \quad k = 0, 1, \dots, m.$$

See [Example C-17](#) and [Example C-18](#)

Input and output data exchange the roles in the backward transform.

- 3. DFTI_REAL_COMPLEX** for real domain, **DFTI_COMPLEX_COMPLEX** for conjugate-even domain. It is not used in the current version. See [Note in the "FFT Interface" section](#) for details. A typical usage is as follows:

```
// m = floor( n/2 )
COMPLEX :: X(0:m)
...some other code...
...inplace transform...
Status = DftiComputeForward( Desc_Handle, X )
```

On input,

$$X(j) = w_j, \quad j = 0, 1, \dots, n-1.$$

That is, the imaginary parts of $X(j)$ are zero.

On output,

$$Y(k) = z_k, \quad k = 0, 1, \dots, m,$$

where m is `floor(n/2)`.

Number of user threads

Customer application can be parallelized by using the following techniques:

- a.** You do not create threads in your application but specify the parallel mode within the FFT module of Intel MKL. See *Intel MKL User's Guide* for more information on how to do this. See also [Example C-19 in Appendix C](#).
- b.** You create threads in the application yourself and have each thread perform all stages of FFT implementation, including descriptor initialization, FFT computation, and descriptor deallocation. In this case, each descriptor is used only within its corresponding thread. It is recommended to set single-threaded mode for Intel MKL. See [Example C-20 in Appendix C](#).
- c.** You create threads in the application yourself after initializing all FFT descriptors. This implies that threading is employed for parallel FFT computation only, and the descriptors are released upon return from the parallel region. In this case, each descriptor is used only within its corresponding thread. It is obligatory to explicitly set the single-threaded mode for Intel

MKL, otherwise, the actual number of threads may differ from one, because the `DftiCommitDescriptor` function is not in a parallel region. See [Example C-21 in Appendix C](#).

- d. You create threads in the application yourself after initializing the only FFT descriptor. This implies that threading is employed for parallel FFT computation only, and the descriptor is released upon return from the parallel region. In this case, each thread uses the same descriptor. See [Example C-22 in Appendix C](#).

In cases "a", "b", and "c", listed above, set the parameter `DFTI_NUMBER_OF_USER_THREADS` to 1 (its default value), since each particular descriptor instance is used only in a single thread.

In case "d", you must use the `DftiSetValue()` function to set the `DFTI_NUMBER_OF_USER_THREADS` to the actual number of FFT computation threads, because multiple threads will be using the same descriptor. If this setting is not done, your program will work incorrectly or fail, since the descriptor contains individual data for each thread.



WARNING.

- It is not recommended to simultaneously parallelize your program and employ the Intel MKL internal threading because this will slow down the performance. Note that in case "d" above, FFT computation is automatically initiated in a single-threading mode.
 - You must not change the number of threads after the `DftiCommitDescriptor()` function completed FFT initialization.
-

Input and output distances

FFT interface in Intel MKL allows the computation of multiple number of transforms.

Consequently, the user needs to be able to specify the data distribution of these multiple sets of data. This is accomplished by the distance between the first data element of the consecutive data sets. This parameter is obligatory if multiple number is more than one. The parameter is a value of `Integer` data type in Fortran and `MKL_LONG` data type in C. Data sets don't have any common elements. The following example illustrates the specification. Consider computing the forward FFT on three 32-length complex sequences stored in `X(0:31, 1)`, `X(0:31, 2)`, and `X(0:31, 3)`. Suppose the results are to be stored in the locations `Y(0:31, k)`, $k = 1, 2, 3$, of the array `Y(0:63, 3)`. Thus the input distance is 32, while the output distance is 64. Notice that the data and result parameters in computation functions are all declared as

assumed-size rank-1 array `DIMENSION(0:*)`. Therefore two-dimensional array must be transformed to one-dimensional array by `EQUIVALENCE` statement or other facilities of Fortran. Here is the code fragment:

```
Complex :: X_2D(0:31,3), Y_2D(0:63, 3)

Complex :: X(96), Y(192)
Equivalence (X_2D, X)
Equivalence (Y_2D, Y)
.....
Status = DftiCreateDescriptor(Desc_Handle, DFTI_SINGLE,

    DFTI_COMPLEX, 1, 32)
Status = DftiSetValue(Desc_Handle, DFTI_NUMBER_OF_TRANSFORMS, 3)
Status = DftiSetValue(Desc_Handle, DFTI_INPUT_DISTANCE, 32)
Status = DftiSetValue(Desc_Handle, DFTI_OUTPUT_DISTANCE, 64)
Status = DftiSetValue(Desc_Handle, DFTI_PLACEMENT, DFTI_NOT_INPLACE)
Status = DftiCommitDescriptor(Desc_Handle)
Status = DftiComputeForward(Desc_Handle, X, Y)
Status = DftiFreeDescriptor(Desc_Handle)
```

Strides

In addition to supporting transforms of multiple number of datasets, FFT interface supports non-unit stride distribution of data within each data set. The parameter is an array of values of `Integer` data type in Fortran and `MKL_LONG` data type in C.

The stride values determine the memory layout of the input and output data.

An input data element $X(n_1, n_2, \dots, n_D)$ of a D -dimensional transform is located at offset $nth * idistance + istride[0] + n_1 * istride[1] + \dots + n_D * istride[D]$ from the first element (the element pointed to by X). Here $nth = 0, \dots, M - 1$ with M being the number of transforms defined by the `DFTI_NUMBER_OF_TRANSFORMS` configuration parameter, $idistance$ is the spacing between the first elements of the data for the multiple transforms, as defined by the `DFTI_INPUT_DISTANCE` configuration parameter, and $istride$ is the array of strides defined by the `DFTI_INPUT_STRIDES` configuration parameter.

The offset is counted in sizes of the respective data type rather than bytes. The type of the elements is defined by the descriptor configuration rather than by the type of the variable passed to the computation functions.

The `DFTI_FORWARD_DOMAIN`, `DFTI_COMPLEX_STORAGE`, `DFTI_CONJUGATE_EVEN_STORAGE`, and `DFTI_PACKED_FORMAT` configuration parameters define the type of the elements as shown in [Table 11-16a](#).

The output data layout depends on the `DFTI_PLACEMENT` configuration parameter:

- For out-of-place transforms, the output data is stored similarly to the input data, with the distance and stride defined by the `DFTI_OUTPUT_DISTANCE` and `DFTI_OUTPUT_STRIDES` configuration parameters, respectively.
- For in-place transforms, `DFTI_OUTPUT_STRIDES` is disregarded unless it is a real to CCE transform, where forward and backward domains are associated with different element types. For a real to CCE transform, you must set the output strides explicitly.

Table 11-16a Assumed Element Types of the Input/Output Data

Descriptor Configuration	Element Type in the Forward Domain	Element Type in the Backward Domain
<code>DFTI_FORWARD_DOMAIN=DFTI_COMPLEX</code> <code>DFTI_COMPLEX_STORAGE=DFTI_COMPLEX_COMPLEX</code>	Complex	Complex
<code>DFTI_FORWARD_DOMAIN=DFTI_COMPLEX</code> <code>DFTI_COMPLEX_STORAGE=DFTI_REAL_REAL</code>	Real	Real
<code>DFTI_FORWARD_DOMAIN=DFTI_REAL</code> <code>DFTI_CONJUGATE_EVEN_STORAGE=DFTI_COMPLEX_REAL</code> <code>DFTI_PACKED_FORMAT={DFTI_CCS_FORMAT, DFTI_PACK_FORMAT, DFTI_PERM_FORMAT}</code>	Real	Real
<code>DFTI_FORWARD_DOMAIN=DFTI_REAL</code> <code>DFTI_CONJUGATE_EVEN_STORAGE=DFTI_COMPLEX_COMPLEX</code> <code>DFTI_PACKED_FORMAT=DFTI_CCE_FORMAT</code>	Real	Complex

Consider the following situation where a 32-length FFT is to be computed on the sequence x_j , $0 \leq j < 32$. The actual location of these values are in $x(5)$, $x(7)$, ..., $x(67)$ of an array $x(1:68)$. The stride accommodated by the FFT interface consists of a displacement from the first element of the data array $L0$, (4 in this case), and a constant distance of consecutive elements $L1$ (2 in this case). Thus for the Fortran array x

$$x_j = x(1 + L0 + L1 * j) = x(5 + L1 * j).$$

This stride vector (4,2) is provided by a length-2 rank-1 integer array:

```
COMPLEX :: X(68)
INTEGER :: Stride(2)
.....
Status = DftiCreateDescriptor(Desc_Handle, DFTI_SINGLE,
    DFTI_COMPLEX, 1, 32)
Stride = (/ 4, 2 /)
Status = DftiSetValue(Desc_Handle, DFTI_INPUT_STRIDES, Stride)
Status = DftiSetValue(Desc_Handle, DFTI_OUTPUT_STRIDES, Stride)
Status = DftiCommitDescriptor(Desc_Handle)
Status = DftiComputeForward(Desc_Handle, X)
Status = DftiFreeDescriptor(Desc_Handle)
```

In general, for a d -dimensional transform, the stride is provided by a $d+1$ -length integer vector $(L0, L1, L2, \dots, Ld)$ with the meaning:

- $L0$ = displacement from the first array element
- $L1$ = distance between consecutive data elements in the first dimension
- $L2$ = distance between consecutive data elements in the second dimension
- ... = ...
- Ld = distance between consecutive data elements in the d -th dimension.

A d -dimensional data sequence

$$x_{j_1, j_2, \dots, j_d}, \quad 0 \leq j_i \leq J_i, \quad 1 \leq i \leq d$$

will be stored in the rank-1 array x by the mapping

$$x_{j_1, j_2, \dots, j_d} = x(\text{first index} + L0 + j_1 L1 + j_2 L2 + \dots + j_d Ld).$$

For multiple transforms, the value $L0$ applies to the first data sequence, and Lj , $j = 1, 2, \dots, d$ apply to all the data sequences.

In the case of a single one-dimensional sequence, $L1$ is simply the usual stride. The default setting of strides in the general multi-dimensional situation corresponds to the case where the sequences are distributed tightly into the array:

$$L1 = 1, L2 = J_1, L3 = J_1 J_2, \dots, Ld = \prod_{i=1}^{d-1} J_i$$

Both the input data and output data have a stride associated with it. The default is set in accordance with the data to be stored contiguously in memory in a way that is natural to the language.

Note that in case of a real FFT, where different formats are available, the default value is not the one that seems most natural for certain formats. For example, with the *CCE* format, strides are set by default to $L1 = 1$, $L2 = J1$ for a real transform regardless. However, for a complex matrix, slightly over half of the matrix is actually stored, and you should set strides to $L1 = 1$, $L2 = J1/2 + 1$. In case of an *in-place* transform with the *CCE* data format, even for a real array, you should set strides explicitly: $L1 = 1$, $L2 = (J1/2 + 1) * 2$.

See [Example C-15](#) as an illustration of how to use the configuration parameters discussed above. See [Storage schemes](#) and [Packed formats](#) on how to define arrays for different formats.

Ordering

It is well known that a number of FFT algorithms apply an explicit permutation stage that is time consuming [4]. The exclusion of this step is similar to applying FFT to input data whose order is scrambled, or allowing a scrambled order of the FFT results. In applications such as convolution and power spectrum calculation, the order of result or data is unimportant and thus permission of scrambled order is attractive if it leads to higher performance. The following options are available in Intel MKL:

- `DFTI_ORDERED`: Forward transform data ordered, backward transform data ordered (default option).
- `DFTI_BACKWARD_SCRAMBLLED`: Forward transform data ordered, backward transform data scrambled.

[Table 11-17](#) tabulates the effect on this configuration setting.

Table 11-17 Scrambled Order Transform

	DftiComputeForward	DftiComputeBackward
DFTI_ORDERING	Input → Output	Input → Output
DFTI_ORDERED	ordered → ordered	ordered → ordered
DFTI_BACKWARD_SCRAMBLED	ordered → scrambled	scrambled → ordered

Note that meaning of the latter two options are "allow scrambled order if practical." There are situations where in fact allowing out of order data gives no performance advantage, and thus an implementation may choose to ignore the suggestion. Strictly speaking, the normal order is also a scrambled order, the trivial one.

Transposition

This is an option that allows for the result of a high-dimensional transform to be presented in a transposed manner. The default setting is `DFTI_NONE` and can be set to `DFTI_ALLOW`. Similar to that of scrambled order, sometimes in higher dimension transform, performance can be gained if the result is delivered in a transposed manner. FFT interface offers an option for the output be returned in a transposed form if performance gain is possible. Since the generic stride specification is naturally suited for representation of transposition, this option allows the strides for the output to be possibly different from those originally specified by the user. Consider an example where a two-dimensional result

$$Y_{j_1, j_2}, \quad 0 \leq j_i < n_i,$$

is expected. Originally the user specified that the result be distributed in the (flat) array y in with generic strides $L_1 = 1$ and $L_2 = n_1$. With the transposition option, the computation may actually return the result into y with stride $L_1 = n_2$ and $L_2 = 1$. These strides can be obtained from an appropriate inquiry function. Note also that in dimension 3 and above, transposition means an arbitrary permutation of the dimension.

Cluster FFT Functions

This section describes the cluster Fast Fourier Transform (FFT) functions implemented in Intel® MKL.



NOTE. These functions are available only for the Linux* and Windows* operating systems.

The cluster FFT function library was designed to perform fast Fourier transforms on a cluster, that is, a group of computers interconnected via a network. Each computer (node) in the cluster has its own memory and processor(s). Data interchanges between the nodes are provided by the network.

One or more processes may be running in parallel on each cluster node. To organize communication between different processes, the cluster FFT function library uses the Message Passing Interface (MPI). To avoid dependence on a specific MPI implementation (for example, MPICH, Intel® MPI, and others), the library works with MPI via a message-passing library for linear algebra called BLACS.

Cluster FFT functions of Intel MKL provide one-dimensional, two-dimensional, and multi-dimensional (up to the order of 7) functions and both Fortran and C interfaces for all transform functions.

To develop applications using the cluster FFT functions, you should have basic skills in MPI programming.

The interfaces for the Intel MKL cluster FFT functions are similar to the corresponding interfaces for the conventional Intel MKL [FFT functions](#), described earlier in this chapter. Refer there for details not explained in this section.

[Table 11-18](#) lists cluster FFT functions implemented in Intel MKL:

Table 11-18 Cluster FFT Functions in Intel MKL

Function Name	Operation
Descriptor Manipulation Functions	
DftiCreateDescriptorDM	Allocates memory for the descriptor data structure and preliminarily initializes it.
DftiCommitDescriptorDM	Performs all initialization for the actual FFT computation.
DftiFreeDescriptorDM	Frees memory allocated for a descriptor.
FFT Computation Functions	
DftiComputeForwardDM	Computes the forward FFT.
DftiComputeBackwardDM	Computes the backward FFT.
Descriptor Configuration Functions	
DftiSetValueDM	Sets one particular configuration parameter with the specified configuration value.

Function Name	Operation
DftiGetValueDM	Gets the value of one particular configuration parameter.

Computing Cluster FFT

The cluster FFT functions described later in this section are provided with Fortran and C interfaces. Fortran stands for Fortran 95.

Cluster FFT computation is performed by [DftiComputeForwardDM](#) and [DftiComputeBackwardDM](#) functions, called in a program using MPI, which will be referred to as MPI program. After an MPI program starts, a number of processes are created. MPI identifies each process by its rank. The processes are independent of one another and communicate via MPI. A function called in an MPI program is invoked in all the processes. Each process manipulates data according to its rank. Input or output data for a cluster FFT transform is a sequence of real or complex values. A cluster FFT computation function operates local part of the input data, i.e. some part of the data to be operated in a particular process, as well as generates local part of the output data. While each process performs its part of computations, running in parallel and communicating through MPI, the processes perform the entire FFT computation. FFT computations using the Intel MKL cluster FFT functions are typically effected by a number of steps listed below:

1. Initiate MPI by calling `MPI_Init` in C/C++ or `MPI_INIT` in Fortran (the function must be called prior to calling any FFT function and any MPI function).
2. Allocate memory for the descriptor and create it by calling [DftiCreateDescriptorDM](#).
3. Specify one of several values of configuration parameters by one or more calls to [DftiSetValueDM](#).
4. Obtain values of configuration parameters needed to create local data arrays; the values are retrieved by calling [DftiGetValueDM](#).
5. Initialize the descriptor for the FFT computation by calling [DftiCommitDescriptorDM](#).
6. Create arrays for local parts of input and output data and fill the local part of input data with values. (For more information, see [Distributing Data among Processes](#).)
7. Compute the transform by calling [DftiComputeForwardDM](#) or [DftiComputeBackwardDM](#).
8. Gather local output data into the global array using MPI functions. (This step is optional because you may need to immediately employ the data differently.)
9. Release memory allocated for the descriptor by calling [DftiFreeDescriptorDM](#).
10. Finalize communication through MPI by calling `MPI_Finalize` in C/C++ or `MPI_FINALIZE` in Fortran (the function must be called after the last call to a cluster FFT function and the last call to an MPI function).

Several code examples in the “[Examples for Cluster FFT Functions](#)” section in Appendix C illustrate cluster FFT computations.

Distributing Data among Processes

The Intel MKL cluster FFT functions store all input and output multi-dimensional arrays (matrices) in one-dimensional arrays (vectors). The arrays are stored in the row-major order in C/C++ and in the column-major order in Fortran. For example, a two-dimensional matrix A of size (m, n) is stored in a vector B of size $m*n$ so that

- $B[i*n+j]=A[i][j]$ in C/C++ ($i=0, \dots, m-1, j=0, \dots, n-1$)
- $B(j*m+i)=A(i, j)$ in Fortran ($i=1, \dots, m, j=1, \dots, n$).



NOTE. Order of FFT dimensions is the same as the order of array dimensions in the programming language. For example, a 3-dimensional FFT with `Lengths=(m,n,l)` can be computed over an array `Ar[m][n][l]` in C/C++ or `AR(m,n,l)` in Fortran.

All MPI processes involved in cluster FFT computation operate their own portions of data. These local arrays make up the virtual global array that the fast Fourier transform is applied to. It is your responsibility to properly allocate local arrays (if needed), fill them with initial data and gather resulting data into an actual global array or process the resulting data differently. To be able to do this, see sections below on how the virtual global array is composed of the local ones.

Multi-dimensional transforms

If the dimension of transform is greater than one, the cluster FFT function library splits data in the dimension whose index changes most slowly, so that the parts contain all elements with several consecutive values of this index. It is the first dimension in C and the last one in Fortran. If the global array is two-dimensional, in C, it gives each process several consecutive rows. The term “rows” will be used regardless of the array dimension and programming language. Local arrays are placed in memory allocated for the virtual global array consecutively, in the order determined by process ranks. For example, in case of two processes, during the computation of a three-dimensional transform whose matrix has size $(11,15,12)$, the processes may store local arrays of sizes $(6,15,12)$ and $(5,15,12)$, respectively.

If p is the number of MPI processes and the matrix of a transform to be computed has size (m, n, l) , in C, each MPI process works with local data array of size (m_q, n, l) , where $\sum_{q=0}^{p-1} m_q = m$, $q=0, \dots, p-1$. Local input arrays must contain appropriate parts of the actual global input array, and then local output arrays will contain appropriate parts of the actual global output

array. You can figure out which particular rows of the global array the local array must contain from the following configuration parameters of the cluster FFT interface: `CDFT_LOCAL_NX`, `CDFT_LOCAL_START_X`, and `CDFT_LOCAL_SIZE`. To retrieve values of the parameters, use the `DftiGetValueDM` function:

- `CDFT_LOCAL_NX` specifies how many rows of the global array the current process receives.
- `CDFT_LOCAL_START_X` specifies which row of the global input or output array corresponds to the first row of the local input or output array. If `A` is a global array and `L` is the appropriate local array, then
 - `L[i][j][k]=A[i+cdft_local_start_x][j][k]`, where $i=0, \dots, m_q-1, j=0, \dots, n-1, k=0, \dots, l-1$ for C/C++
 - `L(i,j,k)=A(i,j,k+cdft_local_start_x-1)`, where $i=1, \dots, m, j=1, \dots, n, k=1, \dots, l_q$ for Fortran.

Example C-23 in Appendix C shows how the data is distributed among processes for a two-dimensional cluster FFT computation.

One-dimensional transforms

In this case, input and output data are distributed among processes differently and even the numbers of elements stored in a particular process before and after the transform may be different. Each local array stores a segment of consecutive elements of the appropriate global array. Such segment is determined by the number of elements and a shift with respect to the first array element. So, to specify segments of the global input and output arrays that a particular process receives, *four* configuration parameters are needed: `CDFT_LOCAL_NX`, `CDFT_LOCAL_START_X`, `CDFT_LOCAL_OUT_NX`, and `CDFT_LOCAL_OUT_START_X`. Use the `DftiGetValueDM` function to retrieve their values. The meaning of the four configuration parameters depends upon the type of the transform, as shown in Table 11-19:

Table 11-19 Data Distribution Configuration Parameters for 1D Transforms

Meaning of the Parameter	Forward Transform	Backward Transform
Number of elements in input array	CDFT_LOCAL_NX	CDFT_LOCAL_OUT_NX
Elements shift in input array	CDFT_LOCAL_START_X	CDFT_LOCAL_OUT_START_X
Number of elements in output array	CDFT_LOCAL_OUT_NX	CDFT_LOCAL_NX

Meaning of the Parameter	Forward Transform	Backward Transform
Elements shift in output array	CDFT_LOCAL_OUT_START_X	CDFT_LOCAL_START_X

Memory size for local data

The memory size needed for local arrays cannot be just calculated from `CDFT_LOCAL_NX` (`CDFT_LOCAL_OUT_NX`), because the cluster FFT functions sometimes require allocating a little bit more memory for local data than just the size of the appropriate sub-array. The configuration parameter `CDFT_LOCAL_SIZE` specifies the size of the local input and output array in data elements. Each local input and output arrays must have size not less than `CDFT_LOCAL_SIZE*size_of_element`. Note that in the current implementation of the cluster FFT interface, data elements can be real or complex values, each complex value consisting of the real and imaginary parts. If you employ a user-defined workspace for in-place transforms (for more information, refer to [Table 11-20](#)), it must have the same size as the local arrays. [Example C-24](#) in Appendix C illustrates how the cluster FFT functions distribute data among processes in case of a one-dimensional FFT computation effected with a user-defined workspace.

Available Auxiliary Functions

If a global input array is located on one MPI process and you want to obtain its local parts or you want to gather the global output array on one MPI process, you can use functions `MKL_CDFT_ScatterData` and `MKL_CDFT_GatherData` to distribute or gather data among processes, respectively. These functions are defined in a file that is delivered with Intel MKL and located in the following subdirectory of the Intel MKL installation directory:
`examples/cdftc/examples_support.c` for C/C++ and
`examples/cdftf/examples_support.f90` for Fortran.

Restriction on Lengths of Transforms

The algorithm that the Intel MKL cluster FFT functions use to distribute data among processes imposes a restriction on lengths of transforms with respect to the number of MPI processes used for the FFT computation:

- For a multi-dimensional transform, lengths of the first two dimensions in C/C++ or of the last two dimensions in Fortran must be not less than the number of MPI processes.
- Length of a one-dimensional transform must be the product of two integers each of which is not less than the number of MPI processes.

Non-compliance with the restriction causes an error `CDFT_SPREAD_ERROR` (refer to [Error Codes](#) for details). To achieve the compliance, you can change the transform lengths and/or the number of MPI processes, which is specified at start of an MPI program. MPI-2 enables changing the number of processes during execution of an MPI program.

Cluster FFT Interface

To use the cluster FFT functions, you need to access the module `MKL_CDFT` through the "use" statement in Fortran; or access the header file `mkl_cdft.h` through "include" in C/C++.

The Fortran interface provides a derived type `DFTI_DESCRIPTOR_DM`; a number of named constants representing various names of configuration parameters and their possible values; and a number of overloaded functions through the generic functionality of Fortran 95.

The C interface provides a structure type `DFTI_DESCRIPTOR_DM_HANDLE` and a number of functions, some of which accept a different number of input arguments.

To provide communication between parallel processes through MPI, the following include statement must be present in your code:

- Fortran:

```
INCLUDE "mpif.h"
```

(for some MPI versions, "mpif90.h" header may be used instead).

- C/C++:

```
#include "mpi.h"
```

There are three main categories of the cluster FFT functions in Intel MKL:

- 1. Descriptor Manipulation.** There are three functions in this category. The [DftiCreateDescriptorDM](#) function creates an FFT descriptor whose storage is allocated dynamically. The [DftiCommitDescriptorDM](#) function "commits" the descriptor to all its settings. The [DftiFreeDescriptorDM](#) function frees up the memory allocated for the descriptor.
- 2. FFT Computation.** There are two functions in this category. The [DftiComputeForwardDM](#) function performs the forward FFT computation, and the [DftiComputeBackwardDM](#) function performs the backward FFT computation.
- 3. Descriptor Configuration.** There are two functions in this category. The [DftiSetValueDM](#) function sets one specific configuration value to one of the many configuration parameters. The [DftiGetValueDM](#) function gets the current value of any of these configuration parameters, all of which are readable. These parameters, though many, are handled one at a time.

Descriptor Manipulation Functions

There are three functions in this category: create a descriptor, commit a descriptor, and free a descriptor.

CreateDescriptorDM

Allocates memory for the descriptor data structure and preliminarily initializes it.

Syntax

Fortran:

```
Status = DftiCreateDescriptorDM(comm, handle, v1, v2, dim, size)
Status = DftiCreateDescriptorDM(comm, handle, v1, v2, dim, sizes)
```

C/C++:

```
status = DftiCreateDescriptorDM(comm, &handle, v1, v2, dim, size );
status = DftiCreateDescriptorDM(comm, &handle, v1, v2, dim, sizes );
```

Input Parameters

<i>comm</i>	MPI communicator, e.g. <code>MPI_COMM_WORLD</code> .
<i>v1</i>	Precision of the transform.
<i>v2</i>	Type of the forward domain. Must be <code>DFTI_COMPLEX</code> for complex-to-complex transforms or <code>DFTI_REAL</code> for real-to-complex transforms.
<i>dim</i>	Dimension of the transform.
<i>size</i>	Length of the transform in a one-dimensional case.
<i>sizes</i>	Lengths of the transform in a multi-dimensional case.

Output Parameters

<i>handle</i>	Pointer to the descriptor handle of transform. If the function completes successfully, the pointer to the created handle is stored in the variable.
---------------	---

Description

The function is declared in the `mkl_cdft.h` header file for the C interface and `mkl_cdft.f90` header file for the Fortran interface. This function allocates memory in a particular MPI process for the descriptor data structure and instantiates it with default configuration settings with respect to the precision, domain, dimension, and length of the desired transform. The domain is understood to be the domain of the forward transform. The result is a pointer to the created descriptor. This function is slightly different from the "initialization" function `DftiCommitDescriptorDM` in a more traditional software packages or libraries used for computing the FFT. This function does not perform any significant computation work, such as twiddle factors computation, because the default configuration settings can still be changed using the function `DftiSetValueDM`.

The value of the parameter `vl` is specified through named constants `DFTI_SINGLE` and `DFTI_DOUBLE`. It corresponds to precision of input data, output data, and computation. A setting of `DFTI_SINGLE` indicates single-precision floating-point data type and a setting of `DFTI_DOUBLE` indicates double-precision floating-point data type.

The parameter `dim` is a simple positive integer indicating the dimension of the transform.

In C/C++, for one-dimensional transforms, length is a single integer value of the parameter `size` having type `MKL_LONG`; for multi-dimensional transforms, length is supplied with the parameter `sizes`, which is an array of integers having type `MKL_LONG`. In Fortran, length is an integer or an array of integers.

Return Values

The function returns `DFTI_NO_ERROR` when completes successfully. In this case, the pointer to the created descriptor handle is stored in `handle`. If the function fails, it returns a value of another error class constant (for the list of constants, refer to the [Error Codes](#) section).

Interface and Prototype

```
! Fortran Interface
INTERFACE DftiCreateDescriptorDM
    INTEGER(4) FUNCTION DftiCreateDescriptorDMn(C,H,P1,P2,D,L)
        TYPE(DFTI_DESCRIPTOR_DM), POINTER :: H
        INTEGER(4) C,P1,P2,D,L(*)
    END FUNCTION
    INTEGER(4) FUNCTION DftiCreateDescriptorDM1(C,H,P1,P2,D,L)
        TYPE(DFTI_DESCRIPTOR_DM), POINTER :: H
        INTEGER(4) C,P1,P2,D,L
    END FUNCTION
END INTERFACE

/* C/C++ prototype */
MKL_LONG DftiCreateDescriptorDM(MPI_Comm,DFTI_DESCRIPTOR_DM_HANDLE*,
    enum DFTI_CONFIG_VALUE,enum DFTI_CONFIG_VALUE,MKL_LONG,...);
```

CommitDescriptorDM

Performs all initialization for the actual FFT computation.

Syntax

Fortran:

```
Status = DftiCommitDescriptorDM(handle)
```

C/C++:

```
status = DftiCommitDescriptorDM(handle);
```


Input Parameters

handle The descriptor handle. Must be valid, that is, created in a call to [DftiCreateDescriptorDM](#).

Description

The function is declared in the `mkl_cdft.h` header file for the C interface and `mkl_cdft.f90` header file for the Fortran interface. The cluster FFT interface requires a function that completes initialization of a previously created descriptor before the descriptor can be used for FFT computations in a particular MPI process. The `DftiCommitDescriptorDM` function performs all initialization that facilitates the actual FFT computation. For the current implementation, it may involve exploring many different factorizations of the input length to search for highly efficient computation method.

Any changes of configuration parameters of a committed descriptor via the set value function (see [Descriptor Configuration](#)) requires a re-committal of the descriptor before a computation function can be invoked. Typically, this committal function is called right before a computation function call (see [FFT Computation](#)).

Return Values

The function returns `DFTI_NO_ERROR` when completes successfully. If the function fails, it returns a value of another error class constant (for the list of constants, refer to the [Error Codes](#) section).

Interface and Prototype

```
! Fortran Interface
INTERFACE DftiCommitDescriptorDM
    INTEGER(4) FUNCTION DftiCommitDescriptorDM(handle);
        TYPE(DFTI_DESCRIPTOR_DM), POINTER :: handle
    END FUNCTION
END INTERFACE
```

```
/* C/C++ prototype */
```

```
MKL_LONG DftiCommitDescriptorDM(DFTI_DESCRIPTOR_DM_HANDLE handle);
```

FreeDescriptorDM

Frees memory allocated for a descriptor.

Syntax

Fortran:

```
Status = DftiFreeDescriptorDM(handle)
```

C/C++:

```
status = DftiFreeDescriptorDM(&handle);
```

Input Parameters

handle The descriptor handle. Must be valid, that is, created in a call to [DftiCreateDescriptorDM](#).

Output Parameters

handle The descriptor handle. Memory allocated for the handle is released on output.

Description

The function is declared in the `mkl_cdft.h` header file for the C interface and `mkl_cdft.f90` header file for the Fortran interface. This function frees up all memory allocated for a descriptor in a particular MPI process. Call the `DftiFreeDescriptorDM` function to delete the descriptor handle. Upon successful completion of `DftiFreeDescriptorDM` the descriptor handle is no longer valid.

Return Values

The function returns `DFTI_NO_ERROR` when completes successfully. If the function fails, it returns a value of another error class constant (for the list of constants, refer to the [Error Codes](#) section).

Interface and Prototype

```
! Fortran Interface
INTERFACE DftiFreeDescriptorDM
  INTEGER(4) FUNCTION DftiFreeDescriptorDM(handle)
    TYPE(DFTI_DESCRIPTOR_DM), POINTER :: handle
  END FUNCTION
END INTERFACE

/* C/C++ prototype */

MKL_LONG DftiFreeDescriptorDM(DFTI_DESCRIPTOR_DM_HANDLE *handle);
```

FFT Computation Functions

There are two functions in this category: compute the forward transform and compute the backward transform.

ComputeForwardDM

Computes the forward FFT.

Syntax

Fortran:

```
Status = DftiComputeForwardDM(handle, in_X, out_X)
Status = DftiComputeForwardDM(handle, in_out_X)
```

C/C++:

```
status = DftiComputeForwardDM(handle, in_X, out_X);
status = DftiComputeForwardDM(handle, in_out_X);
```

Input Parameters

<i>handle</i>	The descriptor handle.
<i>in_X, in_out_X</i>	Local part of input data. Array of complex values. Refer to the Distributing Data among Processes section on how to allocate and initialize the array.

Output Parameters

<i>out_X, in_out_X</i>	Local part of output data. Array of complex values. Refer to the Distributing Data among Processes section on how to allocate the array.
------------------------	---

Description

The function is declared in the `mkl_cdft.h` header file for the C interface and `mkl_cdft.f90` header file for the Fortran interface. The `DftiComputeForwardDM` function computes the forward FFT. Forward FFT is the transform using the factor $e^{-i2\pi/n}$.

Before you call the function, the valid descriptor, created by `DftiCreateDescriptorDM`, must be configured and committed using the `DftiCommitDescriptorDM` function.

The computation is carried out by calling the `DftiComputeForward` function. So, the functions have very much in common, and details not explicitly mentioned below can be found in the description of `DftiComputeForward`.

Local part of input data, as well as local part of the output data, is an appropriate sequence of complex values (each complex value consists of two real numbers: real part and imaginary part) that a particular process stores. See the [Distributing Data among Processes](#) section for details.

Refer to the [Configuration Settings](#) section for the list of configuration parameters that the descriptor passes to the function.

The configuration parameter `DFTI_PRECISION` determines the precision of input data, output data, and transform: a setting of `DFTI_SINGLE` indicates single-precision floating-point data type and a setting of `DFTI_DOUBLE` indicates double-precision floating-point data type.

The configuration parameter `DFTI_PLACEMENT` informs the function whether the computation should be in-place. If the value of this parameter is `DFTI_INPLACE` (default), you must call the function with two parameters, otherwise you must supply three parameters. If `DFTI_PLACEMENT = DFTI_INPLACE` and three parameters are supplied, then the third parameter is ignored.



CAUTION. Even in case of an out-of-place transform, local array of input data `in_X` may be changed. To save data, make its copy before calling `DftiComputeForwardDM`.

In case of an in-place transform, `DftiComputeForwardDM` dynamically allocates and deallocates a work buffer of the same size as the local input/output array requires.



NOTE. You can specify your own workspace of the same size through the configuration parameter `CDFT_WORKSPACE` to avoid redundant memory allocation.

Return Values

The function returns `DFTI_NO_ERROR` when completes successfully. If the function fails, it returns a value of another error class constant (for the list of constants, refer to the [Error Codes](#) section).

Interface and Prototype

```
! Fortran Interface
INTERFACE DftiComputeForwardDM
    INTEGER(4) FUNCTION DftiComputeForwardDM(h, in_X, out_X)
        TYPE(DFTI_DESCRIPTOR_DM), POINTER :: h
        COMPLEX(8), DIMENSION(*) :: in_x, out_X
    END FUNCTION DftiComputeForwardDM
    INTEGER(4) FUNCTION DftiComputeForwardDMi(h, in_out_X)
        TYPE(DFTI_DESCRIPTOR_DM), POINTER :: h
        COMPLEX(8), DIMENSION(*) :: in_out_X
    END FUNCTION DftiComputeForwardDMi
    INTEGER(4) FUNCTION DftiComputeForwardDMs(h, in_X, out_X)
        TYPE(DFTI_DESCRIPTOR_DM), POINTER :: h
        COMPLEX(4), DIMENSION(*) :: in_x, out_X
    END FUNCTION DftiComputeForwardDMs
    INTEGER(4) FUNCTION DftiComputeForwardDMis(h, in_out_X)
        TYPE(DFTI_DESCRIPTOR_DM), POINTER :: h
        COMPLEX(4), DIMENSION(*) :: in_out_X
    END FUNCTION DftiComputeForwardDMis
END INTERFACE

/* C/C++ prototype */
MKL_LONG DftiComputeForwardDM(DFTI_DESCRIPTOR_DM_HANDLE handle, void *in_X,...);
```

ComputeBackwardDM

Computes the backward FFT.

Syntax

Fortran:

```
Status = DftiComputeBackwardDM(handle, in_X, out_X)
```

```
Status = DftiComputeBackwardDM(handle, in_out_X)
```

C/C++:

```
status = DftiComputeBackwardDM(handle, in_X, out_X);
```

```
status = DftiComputeBackwardDM(handle, in_out_X);
```

Input Parameters

handle

The descriptor handle.

in_X, in_out_X

Local part of input data. Array of complex values. Refer to the [Distributing Data among Processes](#) section on how to allocate and initialize the array.

Output Parameters

out_X, in_out_X

Local part of output data. Array of complex values. Refer to the [Distributing Data among Processes](#) section on how to allocate the array.

Description

The function is declared in the `mkl_cdft.h` header file for the C interface and `mkl_cdft.f90` header file for the Fortran interface. The `DftiComputeBackwardDM` function computes the backward FFT. Backward FFT is the transform using the factor $e^{i2\pi/n}$.

Before you call the function, the valid descriptor, created by `DftiCreateDescriptorDM`, must be configured and committed using the `DftiCommitDescriptorDM` function.

The computation is carried out by calling the `DftiComputeBackward` function. So, the functions have very much in common, and details not explicitly mentioned below can be found in the description of `DftiComputeBackward`.

Local part of input data, as well as local part of the output data, is an appropriate sequence of complex values (each complex value consists of two real numbers: real part and imaginary part) that a particular process stores. See the [Distributing Data among Processes](#) section for details.

Refer to the [Configuration Settings](#) section for the list of configuration parameters that the descriptor passes to the function.

The configuration parameter `DFTI_PRECISION` determines the precision of input data, output data, and transform: a setting of `DFTI_SINGLE` indicates single-precision floating-point data type and a setting of `DFTI_DOUBLE` indicates double-precision floating-point data type.

The configuration parameter `DFTI_PLACEMENT` informs the function whether the computation should be in-place. If the value of this parameter is `DFTI_INPLACE` (default), you must call the function with two parameters, otherwise you must supply three parameters. If `DFTI_PLACEMENT = DFTI_INPLACE` and three parameters are supplied, then the third parameter is ignored.



CAUTION. Even in case of an out-of-place transform, local array of input data `in_X` may be changed. To save data, make its copy before calling `DftiComputeBackwardDM`.

In case of an in-place transform, `DftiComputeBackwardDM` dynamically allocates and deallocates a work buffer of the same size as the local input/output array requires.



NOTE. You can specify your own workspace of the same size through the configuration parameter `CDFT_WORKSPACE` to avoid redundant memory allocation.

Return Values

The function returns `DFTI_NO_ERROR` when completes successfully. If the function fails, it returns a value of another error class constant (for the list of constants, refer to the [Error Codes](#) section).

Interface and Prototype

! Fortran Interface

```

INTERFACE DftiComputeBackwardDM
  INTEGER(4) FUNCTION DftiComputeBackwardDM(h, in_X, out_X)
    TYPE(DFTI_DESCRIPTOR_DM), POINTER :: h
    COMPLEX(8), DIMENSION(*) :: in_x, out_X
  END FUNCTION DftiComputeBackwardDM
  INTEGER(4) FUNCTION DftiComputeBackwardDMi(h, in_out_X)
    TYPE(DFTI_DESCRIPTOR_DM), POINTER :: h
    COMPLEX(8), DIMENSION(*) :: in_out_X
  END FUNCTION DftiComputeBackwardDMi
  INTEGER(4) FUNCTION DftiComputeBackwardDMs(h, in_X, out_X)
    TYPE(DFTI_DESCRIPTOR_DM), POINTER :: h
    COMPLEX(4), DIMENSION(*) :: in_x, out_X
  END FUNCTION DftiComputeBackwardDMs
  INTEGER(4) FUNCTION DftiComputeBackwardDMis(h, in_out_X)
    TYPE(DFTI_DESCRIPTOR_DM), POINTER :: h
    COMPLEX(4), DIMENSION(*) :: in_out_X
  END FUNCTION DftiComputeBackwardDMis
END INTERFACE

```

/* C/C++ prototype */

```

MKL_LONG DftiComputeBackwardDM(DFTI_DESCRIPTOR_DM_HANDLE handle, void *in_X,...);

```

Descriptor Configuration Functions

There are two functions in this category: the value setting function [DftiSetValueDM](#) sets one particular configuration parameter to an appropriate value, the value getting function [DftiGetValueDM](#) reads the value of one particular configuration parameter.

Some configuration parameters used by cluster FFT functions originate from the conventional FFT interface (see [Configuration Settings](#) subsection in the “FFT Functions” section for details).

Other configuration parameters are specific to the cluster FFT. Integer values of these parameters have type `MKL_LONG` in C/C++ and `INTEGER(4)` in Fortran. The exact type of the configuration parameters being floating-point scalars is `float` or `double` in C/C++ and `REAL(4)` or `REAL(8)` in Fortran. The configuration parameters whose values are named constants have the `enum` type in C/C++ and `INTEGER` in Fortran. They are defined in the `mk1_cdft.h` header file in C/C++ and `MKL_CDFT` module in Fortran.

Names of the configuration parameters specific to the cluster FFT interface have prefix `CDFT`.

SetValueDM

Sets one particular configuration parameter with the specified configuration value.

Syntax

Fortran:

```
Status = DftiSetValueDM (handle, param, value)
```

C/C++:

```
status = DftiSetValueDM (handle, param, value);
```

Input Parameters

<i>handle</i>	The descriptor handle. Must be valid, that is, created in a call to DftiCreateDescriptorDM .
<i>param</i>	Name of a parameter to be set up in the descriptor handle. See Table 11-20 for the list of available parameters.
<i>value</i>	Value of the parameter.

Description

The function is declared in the `mkl_cdft.h` header file for the C interface and `mkl_cdft.f90` header file for the Fortran interface. This function sets one particular configuration parameter with the specified configuration value. The configuration parameter is one of the named constants listed in the table below, and the configuration value must have the corresponding type. See [Configuration Settings](#) for details of the meaning of the setting. See [Table 11-6](#) for possible values of the parameters that are named constants.

Table 11-20 Settable Configuration Parameters

Parameter Name	Data Type	Description	Default Value
<code>DFTI_FORWARD_SCALE</code>	Floating-point scalar	Scale factor of forward transform.	1.0
<code>DFTI_BACKWARD_SCALE</code>	Floating-point scalar	Scale factor of backward transform.	1.0
<code>DFTI_PLACEMENT</code>	Named constant	Placement of the computation result.	<code>DFTI_INPLACE</code>
<code>DFTI_ORDERING</code>	Named constant	Scrambling of data order.	<code>DFTI_ORDERED</code>
<code>DFTI_WORKSPACE</code>	Array of an appropriate type	Auxiliary buffer, a user-defined workspace. Enables saving memory during in-place computations.	NULL (allocate workspace dynamically).
<code>DFTI_PACKED_FORMAT</code>	Named constant	Packed format, real data.	<ul style="list-style-type: none"> <code>DFTI_PERM_FORMAT</code> — default and the only available value for one-dimensional transforms <code>DFTI_CCE_FORMAT</code> — default and the only available

Parameter Name	Data Type	Description	Default Value
			value for multi-dimensional transforms
DFTI_TRANSPOSE	Named constant	This parameter determines how the output data is located for multi-dimensional transforms. If the parameter value is <code>DFTI_NONE</code> , the data is located in a usual manner described in this manual. If the value is <code>DFTI_ALLOW</code> , the last (first) global transposition is not performed for a forward (backward) transform.	<code>DFTI_NONE</code>

Return Values

The function returns `DFTI_NO_ERROR` when completes successfully. If the function fails, it returns a value of another error class constant (for the list of constants, refer to the [Error Codes](#) section).

Interface and Prototype

```
! Fortran Interface
INTERFACE DftiSetValueDM
    INTEGER(4) FUNCTION DftiSetValueDM(h, p, v)
        TYPE(DFTI_DESCRIPTOR_DM), POINTER :: h
        INTEGER(4) :: p, v
    END FUNCTION
    INTEGER(4) FUNCTION DftiSetValueDMd(h, p, v)
        TYPE(DFTI_DESCRIPTOR_DM), POINTER :: h
        INTEGER(4) :: p
        REAL(8) :: v
    END FUNCTION
    INTEGER(4) FUNCTION DftiSetValueDMs(h, p, v)
        TYPE(DFTI_DESCRIPTOR_DM), POINTER :: h
        INTEGER(4) :: p
        REAL(4) :: v
    END FUNCTION
    INTEGER(4) FUNCTION DftiSetValueDMsw(h, p, v)
        TYPE(DFTI_DESCRIPTOR_DM), POINTER :: h
        INTEGER(4) :: p
        COMPLEX(4) :: v(*)
    END FUNCTION
    INTEGER(4) FUNCTION DftiSetValueDMdw(h, p, v)
        TYPE(DFTI_DESCRIPTOR_DM), POINTER :: h
        INTEGER(4) :: p
        COMPLEX(8) :: v(*)
    END FUNCTION
```

END INTERFACE

```
/* C/C++ prototype */
MKL_LONG DftiSetValueDM(DFTI_DESCRIPTOR_DM_HANDLE handle, int param,...);
```

GetValueDM

Gets the value of one particular configuration parameter.

Syntax

Fortran:

```
Status = DftiGetValueDM(handle, param, value)
```

C/C++:

```
status = DftiGetValueDM(handle, param, &value);
```

Input Parameters

<i>handle</i>	The descriptor handle. Must be valid, that is, created in a call to DftiCreateDescriptorDM .
<i>param</i>	Name of a parameter to be retrieved from the descriptor. See Table 11-21 for the list of available parameters.

Output Parameters

<i>value</i>	Value of the parameter.
--------------	-------------------------

Description

The function is declared in the `mkl_cdft.h` header file for the C interface and `mkl_cdft.f90` header file for the Fortran interface. This function gets the configuration value of one particular configuration parameter. The configuration parameter is one of the named constants listed in

the table below, and the configuration value is the corresponding appropriate type, which can be a named constant or a native type. Possible values of the named constants can be found in [Table 11-6](#).

Table 11-21 Retrievable Configuration Parameters

Parameter Name	Data Type	Description
DFTI_PRECISION	Named constant	Precision of computation, input data and output data.
DFTI_DIMENSION	Integer scalar	Dimension of the transform
DFTI_LENGTHS	Array of integer values	Array of lengths of the transform. Number of lengths corresponds to the dimension of the transform.
DFTI_FORWARD_SCALE	Floating-point scalar	Scale factor of forward transform.
DFTI_BACKWARD_SCALE	Floating-point scalar	Scale factor of backward transform.
DFTI_PLACEMENT	Named constant	Placement of the computation result.
DFTI_COMMIT_STATUS	Named constant	Shows whether descriptor has been committed.
DFTI_FORWARD_DOMAIN	Named constant	Forward domain of transforms, has the value of DFTI_COMPLEX or DFTI_REAL.
DFTI_ORDERING	Named constant	Scrambling of data order.
CDFT_MPI_COMM	Type of MPI communicator	MPI communicator used for transforms.
CDFT_LOCAL_SIZE	Integer scalar	Necessary size of input, output, and buffer arrays in data elements.
CDFT_LOCAL_X_START	Integer scalar	Row/element number of the global array that corresponds to the first row/element of the local array. For more information, see Distributing Data among Processes .

Parameter Name	Data Type	Description
CFFT_LOCAL_NX	Integer scalar	The number of rows/elements of the global array stored in the local array. For more information, see Distributing Data among Processes .
CFFT_LOCAL_OUT_X_START	Integer scalar	Element number of the appropriate global array that corresponds to the first element of the input or output local array in a 1D case. For details, see Distributing Data among Processes .
CFFT_LOCAL_OUT_NX	Integer scalar	The number of elements of the appropriate global array that are stored in the input or output local array in a 1D case. For details, see Distributing Data among Processes .

Return Values

The function returns `DFTI_NO_ERROR` when completes successfully. If the function fails, it returns a value of another error class constant (for the list of constants, refer to the [Error Codes](#) section).

Interface and Prototype

```

! Fortran Interface
INTERFACE DftiGetValueDM
    INTEGER(4) FUNCTION DftiGetValueDM(h, p, v)
        TYPE(DFTI_DESCRIPTOR_DM), POINTER :: h
        INTEGER(4) :: p, v
    END FUNCTION
    INTEGER(4) FUNCTION DftiGetValueDMar(h, p, v)
        TYPE(DFTI_DESCRIPTOR_DM), POINTER :: h
        INTEGER(4) :: p, v(*)
    END FUNCTION
    INTEGER(4) FUNCTION DftiGetValueDMd(h, p, v)
        TYPE(DFTI_DESCRIPTOR_DM), POINTER :: h
        INTEGER(4) :: p
        REAL(8) :: v
    END FUNCTION
    INTEGER(4) FUNCTION DftiGetValueDMs(h, p, v)
        TYPE(DFTI_DESCRIPTOR_DM), POINTER :: h
        INTEGER(4) :: p
        REAL(4) :: v
    END FUNCTION
END INTERFACE

/* C/C++ prototype */
MKL_LONG DftiGetValueDM(DFTI_DESCRIPTOR_DM_HANDLE handle, int param,...);

```

Error Codes

All the cluster FFT functions return an integer value denoting the status of the operation. These values are identified by named constants. Each function returns `DFTI_NO_ERROR` if no errors were encountered during execution. Otherwise, a function generates an error code. In addition to FFT error codes, the cluster FFT interface has its own ones. Named constants specific to the cluster FFT interface have prefix "CDFT" in names. [Table 11-22](#) lists error codes that the cluster FFT functions may return.

Table 11-22 Error Codes that Cluster FFT Functions Return

Named Constants	Comments
<code>DFTI_NO_ERROR</code>	No error.
<code>DFTI_MEMORY_ERROR</code>	Usually associated with memory allocation.
<code>DFTI_INVALID_CONFIGURATION</code>	Invalid settings of one or more configuration parameters.
<code>DFTI_INCONSISTENT_CONFIGURATION</code>	Inconsistent configuration or input parameters.
<code>DFTI_NUMBER_OF_THREADS_ERROR</code>	Number of OMP threads in the computation function is not equal to the number of OMP threads in the initialization stage (commit function).
<code>DFTI_MULTITHREADED_ERROR</code>	Usually associated with a value that OMP routines return in case of errors.
<code>DFTI_BAD_DESCRIPTOR</code>	Descriptor is unusable for computation.
<code>DFTI_UNIMPLEMENTED</code>	Unimplemented legitimate settings; implementation dependent.
<code>DFTI_MKL_INTERNAL_ERROR</code>	Internal library error.
<code>DFTI_1D_LENGTH_EXCEEDS_INT32</code>	Length of one of dimensions exceeds $2^{32} - 1$ (4 bytes).
<code>CDFT_SPREAD_ERROR</code>	Data cannot be distributed (For more information, see Distributing Data among Processes.)
<code>CDFT_MPI_ERROR</code>	MPI error. Occurs when calling MPI.

PBLAS Routines

This chapter describes the Intel® Math Kernel Library implementation of the PBLAS (Parallel Basic Algebra Subprograms) routines from the ScaLAPACK package for distributed-memory architecture. PBLAS is intended for using for vector-vector, matrix-vector and matrix-matrix operations with the aim of simplifying the parallelization of linear codes. The design of PBLAS is as consistent as possible with that of the BLAS. The routine descriptions are arranged in several sections according to the PBLAS level of operation:

- [PBLAS Level 1 Routines](#) (distributed vector-vector operations)
- [PBLAS Level 2 Routines](#) (distributed matrix-vector operations)
- [PBLAS Level 3 Routines](#) (distributed matrix-matrix operations)

Each section presents the routine and function group descriptions in alphabetical order by routine group name; for example, the `p?asum` group, the `p?axpy` group. The question mark in the group name corresponds to different character indicating the data type (`s`, `d`, `c`, and `z` or their combination); see [Routine Naming Conventions](#).



NOTE. PBLAS routines are provided only with Intel® MKL versions for Linux* and Windows* OSs.

Generally, PBLAS runs on a network of computers using MPI as a message-passing layer and a set of prebuilt communication subprograms (BLACS), as well as a set of PBLAS optimized for the target architecture. Intel MKL version of PBLAS is optimized for Intel® processors. For the detailed system and environment requirements see *Intel® MKL Release Notes* and *Intel® MKL User's Guide*.

For full reference on PBLAS routines and related information see http://www.netlib.org/scalapack/html/pblas_qref.html.

Overview

The model of the computing environment for PBLAS is represented as a one-dimensional array of processes or also a two-dimensional process grid. To use PBLAS, all global matrices or vectors must be distributed on this array or grid prior to calling the PBLAS routines.

PBLAS uses the two-dimensional block-cyclic data distribution as a layout for dense matrix computations. This distribution provides good work balance between available processors, as well as gives the opportunity to use PBLAS Level 3 routines for optimal local computations. Information about the data distribution that is required to establish the mapping between each global array and

its corresponding process and memory location is contained in the so called *array descriptor* associated with each global array. An example of an array descriptor structure is given in [Table 12-1](#).

Table 12-1 Content of the array descriptor for dense matrices

Array Element #	Name	Definition
1	<i>dtype</i>	Descriptor type (=1 for dense matrices)
2	<i>ctxt</i>	BLACS context handle for the process grid
3	<i>m</i>	Number of rows in the global array
4	<i>n</i>	Number of columns in the global array
5	<i>mb</i>	Row blocking factor
6	<i>nb</i>	Column blocking factor
7	<i>rsrc</i>	Process row over which the first row of the global array is distributed
8	<i>csrc</i>	Process column over which the first column of the global array is distributed
9	<i>lld</i>	Leading dimension of the local array

The number of rows and columns of a global dense matrix that a particular process in a grid receives after data distributing is denoted by *LOCr()* and *LOCc()*, respectively. To compute these numbers, you can use the ScaLAPACK tool routine *numroc*.

After the block-cyclic distribution of global data is done, you may choose to perform an operation on a submatrix of the global matrix *A*, which is contained in the global subarray *sub(A)*, defined by the following 6 values (for dense matrices):

<i>m</i>	The number of rows of <i>sub(A)</i>
<i>n</i>	The number of columns of <i>sub(A)</i>
<i>a</i>	A pointer to the local array containing the entire global array <i>A</i>
<i>ia</i>	The row index of <i>sub(A)</i> in the global array
<i>ja</i>	The column index of <i>sub(A)</i> in the global array
<i>desca</i>	The array descriptor for the global array <i>A</i>

Intel MKL provides the PBLAS routines with interface similar to the interface used in the Netlib PBLAS (see http://www.netlib.org/scalapack/html/pblas_qref.html).

Routine Naming Conventions

The naming convention for PBLAS routines is similar to that used for BLAS routines (see [Routine Naming Conventions in Chapter 2](#)). A general rule is that each routine name in PBLAS, which has a BLAS equivalent, is simply the BLAS name prefixed by initial letter *p* that stands for "parallel".

PBLAS routine names have the following structure:

`p <character> <name> <mod> ()`

The `<character>` field indicates the Fortran data type:

<code>s</code>	real, single precision
<code>c</code>	complex, single precision
<code>d</code>	real, double precision
<code>z</code>	complex, double precision

Some routines and functions can have combined character codes, such as `sc` or `dz`.

For example, the function `pscsum` uses a complex input array and returns a real value.

The `<name>` field, in PBLAS level 1, indicates the operation type. For example, the PBLAS level 1 routines `p?dot`, `p?swap`, `p?copy` compute a vector dot product, vector swap, and copy vector, respectively.

In PBLAS level 2 and 3, `<name>` reflects the matrix argument type:

<code>ge</code>	general matrix
<code>sy</code>	symmetric matrix
<code>he</code>	Hermitian matrix
<code>tr</code>	triangular matrix

In PBLAS level 3, the `<name>=tran` indicates the transposition of the matrix.

The `<mod>` field, if present, provides additional details of the operation. PBLAS level 1 names can have the following characters in the `<mod>` field:

<code>c</code>	conjugated vector
<code>u</code>	unconjugated vector

PBLAS level 2 names can have the following additional characters in the `<mod>` field:

<code>mv</code>	matrix-vector product
<code>sv</code>	solving a system of linear equations with matrix-vector operations
<code>r</code>	rank-1 update of a matrix
<code>r2</code>	rank-2 update of a matrix.

PBLAS level 3 names can have the following additional characters in the `<mod>` field:

<code>mm</code>	matrix-matrix product
<code>sm</code>	solving a system of linear equations with matrix-matrix operations
<code>rk</code>	rank- <i>k</i> update of a matrix

$r2k$ rank- $2k$ update of a matrix.

The examples below illustrate how to interpret PBLAS routine names:

<code>pddot</code>	<code><p> <d> <dot></code> : double-precision real distributed vector-vector dot product
<code>pcdotc</code>	<code><p> <c> <dot> <c></code> : complex distributed vector-vector dot product, conjugated
<code>pscasum</code>	<code><p> <sc> <asum></code> : sum of magnitudes of distributed vector elements, single precision real output and single precision complex input
<code>pcdotu</code>	<code><p> <c> <dot> <u></code> : distributed vector-vector dot product, unconjugated, complex
<code>psgemv</code>	<code><p> <s> <ge> <mv></code> : distributed matrix-vector product, general matrix, single precision
<code>pztrmm</code>	<code><p> <z> <tr> <mm></code> : distributed matrix-matrix product, triangular matrix, double-precision complex.

PBLAS Level 1 Routines

PBLAS Level 1 includes routines and functions, which perform distributed vector-vector operations. [Table 12-1](#) lists the PBLAS Level 1 routine groups and the data types associated with them.

Table 12-1 PBLAS Level 1 Routine Groups and Their Data Types

Routine or Function Group	Data Types	Description
<code>p?amax</code>	s, d, c, z	Calculates an index of the distributed vector element with maximum absolute value
<code>p?asum</code>	s, d, sc, dz	Calculates sum of magnitudes of a distributed vector
<code>p?axpy</code>	s, d, c, z	Calculates distributed vector-scalar product
<code>p?copy</code>	s, d, c, z	Copies a distributed vector
<code>p?dot</code>	s, d	Calculates a dot product of two distributed real vectors
<code>p?dotc</code>	c, z	Calculates a dot product of two distributed complex vectors, one of them is conjugated

Routine or Function Group	Data Types	Description
<code>p?dotu</code>	<code>c, z</code>	Calculates a dot product of two distributed complex vectors
<code>p?nrm2</code>	<code>s, d, sc, dz</code>	Calculates the 2-norm (Euclidean norm) of a distributed vector
<code>p?scal</code>	<code>s, d, c, z, cs, zd</code>	Calculates a product of a distributed vector by a scalar
<code>p?swap</code>	<code>s, d, c, z</code>	Swaps two distributed vectors

p?amax

Computes the global index of the element of a distributed vector with maximum absolute value.

Syntax

```
call psamax(n, amax, indx, x, ix, jx, descx, incx)
call pdamax(n, amax, indx, x, ix, jx, descx, incx)
call pcamax(n, amax, indx, x, ix, jx, descx, incx)
call pzamax(n, amax, indx, x, ix, jx, descx, incx)
```

Description

The functions `p?amax` compute global index of the maximum element in absolute value of a distributed vector `sub(x)`,

where `sub(x)` denotes `X(ix, jx:jx+n-1)` if `incx=m_x`, and `X(ix: ix+n-1, jx)` if `incx=1`.

Input Parameters

`n` (global) INTEGER. The length of distributed vector `sub(x)`, $n \geq 0$.

`x` (local) REAL for `psamax`
DOUBLE PRECISION for `pdamax`

	COMPLEX for pcamax DOUBLE COMPLEX for pzamax Array, DIMENSION $(jx-1)*m_x + ix + (n-1)*abs(incx)$. This array contains the entries of the distributed vector <code>sub(x)</code> .
<code>ix, jx</code>	(global) INTEGER. The row and column indices in the distributed matrix <code>x</code> indicating the first row and the first column of the submatrix <code>sub(X)</code> , respectively.
<code>descx</code>	(global and local) INTEGER array of dimension 8. The array descriptor of the distributed matrix <code>x</code> .
<code>incx</code>	(global) INTEGER. Specifies the increment for the elements of <code>sub(x)</code> . Only two values are supported, namely 1 and <code>m_x</code> . <code>incx</code> must not be zero.

Output Parameters

<code>amax</code>	(global) REAL for psamax. DOUBLE PRECISION for pdamax. COMPLEX for pcamax. DOUBLE COMPLEX for pzamax. Maximum absolute value (magnitude) of elements of the distributed vector only in its scope.
<code>indx</code>	(global) INTEGER. The global index of the maximum element in absolute value of the distributed vector <code>sub(x)</code> only in its scope.

p?asum

Computes the sum of magnitudes of elements of a distributed vector.

Syntax

```
call psasum(n, asum, x, ix, jx, descx, incx)
call pscasum(n, asum, x, ix, jx, descx, incx)
call pdasum(n, asum, x, ix, jx, descx, incx)
call pdzasum(n, asum, x, ix, jx, descx, incx)
```


Description

The functions `p?asum` compute the sum of the magnitudes of elements of a distributed vector `sub(x)`,

where `sub(x)` denotes $X(ix, jx:jx+n-1)$ if $incx=m_x$, and $X(ix: ix+n-1, jx)$ if $incx=1$.

Input Parameters

<code>n</code>	(global) INTEGER. The length of distributed vector <code>sub(x)</code> , $n \geq 0$.
<code>x</code>	(local) REAL for <code>psasum</code> DOUBLE PRECISION for <code>pdasum</code> COMPLEX for <code>pscasum</code> DOUBLE COMPLEX for <code>pdzasum</code> Array, DIMENSION $(jx-1)*m_x + ix + (n-1)*abs(incx)$. This array contains the entries of the distributed vector <code>sub(x)</code> .
<code>ix, jx</code>	(global) INTEGER. The row and column indices in the distributed matrix <code>x</code> indicating the first row and the first column of the submatrix <code>sub(x)</code> , respectively.
<code>descx</code>	(global and local) INTEGER array of dimension 8. The array descriptor of the distributed matrix <code>x</code> .
<code>incx</code>	(global) INTEGER. Specifies the increment for the elements of <code>sub(x)</code> . Only two values are supported, namely 1 and m_x . $incx$ must not be zero.

Output Parameters

<code>asum</code>	(local) REAL for <code>psasum</code> and <code>pscasum</code> . DOUBLE PRECISION for <code>pdasum</code> and <code>pdzasum</code> Contains the sum of magnitudes of elements of the distributed vector only in its scope.
-------------------	---

p?axpy

Computes a distributed vector-scalar product and adds the result to a distributed vector.

Syntax

```
call psaxpy(n, a, x, ix, jx, descx, incx, y, iy, jy, descy, incy)
call pdaxpy(n, a, x, ix, jx, descx, incx, y, iy, jy, descy, incy)
call pcaxpy(n, a, x, ix, jx, descx, incx, y, iy, jy, descy, incy)
call pzaxpy(n, a, x, ix, jx, descx, incx, y, iy, jy, descy, incy)
```

Description

The p?axpy routines perform the following operation with distributed vectors:

$\text{sub}(y) := \text{sub}(y) + a * \text{sub}(x)$

where:

a is a scalar;

$\text{sub}(x)$ and $\text{sub}(y)$ are n -element distributed vectors.

$\text{sub}(x)$ denotes $X(ix, jx:jx+n-1)$ if $incx=m_x$, and $X(ix: ix+n-1, jx)$ if $incx= 1$;

$\text{sub}(y)$ denotes $Y(iy, jy:jy+n-1)$ if $incy=m_y$, and $Y(iy: iy+n-1, jy)$ if $incy= 1$.

Input Parameters

n	(global) INTEGER. The length of distributed vectors, $n \geq 0$.
a	(local) REAL for psaxpy DOUBLE PRECISION for pdaxpy COMPLEX for pcaxpy DOUBLE COMPLEX for pzaxpy Specifies the scalar a .
x	(local) REAL for psaxpy DOUBLE PRECISION for pdaxpy COMPLEX for pcaxpy DOUBLE COMPLEX for pzaxpy Array, DIMENSION $(jx-1)*m_x + ix+(n-1)*abs(incx)$.

	This array contains the entries of the distributed vector $\text{sub}(x)$.
<i>ix, jx</i>	(global) INTEGER. The row and column indices in the distributed matrix x indicating the first row and the first column of the submatrix $\text{sub}(X)$, respectively.
<i>descx</i>	(global and local) INTEGER array of dimension 8. The array descriptor of the distributed matrix x .
<i>incx</i>	(global) INTEGER. Specifies the increment for the elements of $\text{sub}(x)$. Only two values are supported, namely 1 and m_x . <i>incx</i> must not be zero.
<i>y</i>	(local) REAL for psaxpy DOUBLE PRECISION for pdaxpy COMPLEX for pcaxpy DOUBLE COMPLEX for pzaxpy Array, DIMENSION $(jy-1)*m_y + iy + (n-1)*\text{abs}(incy)$. This array contains the entries of the distributed vector $\text{sub}(y)$.
<i>iy, jy</i>	(global) INTEGER. The row and column indices in the distributed matrix y indicating the first row and the first column of the submatrix $\text{sub}(Y)$, respectively.
<i>descy</i>	(global and local) INTEGER array of dimension 8. The array descriptor of the distributed matrix y .
<i>incy</i>	(global) INTEGER. Specifies the increment for the elements of $\text{sub}(y)$. Only two values are supported, namely 1 and m_y . <i>incy</i> must not be zero.

Output Parameters

y Overwritten by $\text{sub}(y) := \text{sub}(y) + a*\text{sub}(x)$.

p?copy

Copies one distributed vector to another vector.

Syntax

```
call pscopy(n, x, ix, jx, descx, incx, y, iy, jy, descy, incy)
```

```
call pdcopy(n, x, ix, jx, descx, incx, y, iy, jy, descy, incy)
call pccopy(n, x, ix, jx, descx, incx, y, iy, jy, descy, incy)
call pzcopy(n, x, ix, jx, descx, incx, y, iy, jy, descy, incy)
```

Description

The `p?copy` routines perform a copy operation with distributed vectors defined as

$\text{sub}(y) = \text{sub}(x)$,

where $\text{sub}(x)$ and $\text{sub}(y)$ are n -element distributed vectors.

$\text{sub}(x)$ denotes $X(ix, jx:jx+n-1)$ if $incx=m_x$, and $X(ix: ix+n-1, jx)$ if $incx=1$;

$\text{sub}(y)$ denotes $Y(iy, jy:jy+n-1)$ if $incy=m_y$, and $Y(iy: iy+n-1, jy)$ if $incy=1$.

Input Parameters

n	(global) INTEGER. The length of distributed vectors, $n \geq 0$.
x	(local) REAL for <code>pscopy</code> DOUBLE PRECISION for <code>pdcopy</code> COMPLEX for <code>pccopy</code> DOUBLE COMPLEX for <code>pzcopy</code> Array, DIMENSION $(jx-1)*m_x + ix + (n-1)*\text{abs}(incx)$. This array contains the entries of the distributed vector $\text{sub}(x)$.
ix, jx	(global) INTEGER. The row and column indices in the distributed matrix X indicating the first row and the first column of the submatrix $\text{sub}(X)$, respectively.
$descx$	(global and local) INTEGER array of dimension 8. The array descriptor of the distributed matrix X .
$incx$	(global) INTEGER. Specifies the increment for the elements of $\text{sub}(x)$. Only two values are supported, namely 1 and m_x . $incx$ must not be zero.
y	(local) REAL for <code>pscopy</code> DOUBLE PRECISION for <code>pdcopy</code> COMPLEX for <code>pccopy</code> DOUBLE COMPLEX for <code>pzcopy</code> Array, DIMENSION $(jy-1)*m_y + iy + (n-1)*\text{abs}(incy)$.

	This array contains the entries of the distributed vector <code>sub(y)</code> .
<code>iy, jy</code>	(global) <code>INTEGER</code> . The row and column indices in the distributed matrix <code>Y</code> indicating the first row and the first column of the submatrix <code>sub(Y)</code> , respectively.
<code>descy</code>	(global and local) <code>INTEGER</code> array of dimension 8. The array descriptor of the distributed matrix <code>Y</code> .
<code>incy</code>	(global) <code>INTEGER</code> . Specifies the increment for the elements of <code>sub(y)</code> . Only two values are supported, namely 1 and <code>m_y</code> . <code>incy</code> must not be zero.

Output Parameters

<code>y</code>	Overwritten by the distributed vector <code>sub(x)</code> .
----------------	---

p?dot

Computes the dot product of two distributed real vectors.

Syntax

```
call psdot(n, dot, x, ix, jx, descx, incx, y, iy, jy, descy, incy)
call pddot(n, dot, x, ix, jx, descx, incx, y, iy, jy, descy, incy)
```

Description

The ?dot functions compute the dot product `dot` of two distributed real vectors defined as

$$dot = sub(x)' * sub(y)$$

where `sub(x)` and `sub(y)` are n -element distributed vectors.

`sub(x)` denotes `X(ix, jx:jx+n-1)` if `incx=m_x`, and `X(ix: ix+n-1, jx)` if `incx= 1`;

`sub(y)` denotes `Y(iy, jy:jy+n-1)` if `incy=m_y`, and `Y(iy: iy+n-1, jy)` if `incy= 1`.

Input Parameters

<code>n</code>	(global) <code>INTEGER</code> . The length of distributed vectors, $n \geq 0$.
<code>x</code>	(local) <code>REAL</code> for <code>psdot</code> <code>DOUBLE PRECISION</code> for <code>pddot</code>

	Array, DIMENSION $(j_x-1)*m_x + i_x + (n-1)*abs(incx)$. This array contains the entries of the distributed vector $sub(x)$.
<i>ix, jx</i>	(global) INTEGER. The row and column indices in the distributed matrix x indicating the first row and the first column of the submatrix $sub(X)$, respectively.
<i>descx</i>	(global and local) INTEGER array of dimension 8. The array descriptor of the distributed matrix x .
<i>incx</i>	(global) INTEGER. Specifies the increment for the elements of $sub(x)$. Only two values are supported, namely 1 and m_x . <i>incx</i> must not be zero.
<i>y</i>	(local) REAL for psdot DOUBLE PRECISION for pddot Array, DIMENSION $(j_y-1)*m_y + i_y + (n-1)*abs(incy)$. This array contains the entries of the distributed vector $sub(y)$.
<i>iy, jy</i>	(global) INTEGER. The row and column indices in the distributed matrix y indicating the first row and the first column of the submatrix $sub(Y)$, respectively.
<i>descy</i>	(global and local) INTEGER array of dimension 8. The array descriptor of the distributed matrix y .
<i>incy</i>	(global) INTEGER. Specifies the increment for the elements of $sub(y)$. Only two values are supported, namely 1 and m_y . <i>incy</i> must not be zero.

Output Parameters

<i>dot</i>	(local) REAL for psdot DOUBLE PRECISION for pddot Dot product of $sub(x)$ and $sub(y)$ only in their scope.
------------	---

p?dotc

Computes the dot product of two distributed complex vectors, one of them is conjugated.

Syntax

```
call pcdotc(n, dotu, x, ix, jx, descx, incx, y, iy, jy, descy, incy)
call pzdotc(n, dotu, x, ix, jx, descx, incx, y, iy, jy, descy, incy)
```

Description

The `p?dotu` functions compute the dot product `dotc` of two distributed vectors one of them is conjugated:

$$dotc = \text{conjg}(\text{sub}(x)') * \text{sub}(y)$$

where `sub(x)` and `sub(y)` are n -element distributed vectors.

`sub(x)` denotes $X(ix, jx:jx+n-1)$ if $incx=m_x$, and $X(ix: ix+n-1, jx)$ if $incx= 1$;

`sub(y)` denotes $Y(iy, jy:jy+n-1)$ if $incy=m_y$, and $Y(iy: iy+n-1, jy)$ if $incy= 1$.

Input Parameters

<code>n</code>	(global) INTEGER. The length of distributed vectors, $n \geq 0$.
<code>x</code>	(local) COMPLEX for <code>pcdotc</code> DOUBLE COMPLEX for <code>pzdotc</code> Array, DIMENSION $(jx-1)*m_x + ix+(n-1)*\text{abs}(incx)$. This array contains the entries of the distributed vector <code>sub(x)</code> .
<code>ix, jx</code>	(global) INTEGER. The row and column indices in the distributed matrix X indicating the first row and the first column of the submatrix <code>sub(X)</code> , respectively.
<code>descx</code>	(global and local) INTEGER array of dimension 8. The array descriptor of the distributed matrix X .
<code>incx</code>	(global) INTEGER. Specifies the increment for the elements of <code>sub(x)</code> . Only two values are supported, namely 1 and m_x . <code>incx</code> must not be zero.
<code>y</code>	(local) COMPLEX for <code>pcdotc</code> DOUBLE COMPLEX for <code>pzdotc</code>

	Array, DIMENSION $(jy-1)*m_y + iy + (n-1)*abs(incy)$. This array contains the entries of the distributed vector $sub(y)$.
<i>iy, jy</i>	(global) INTEGER. The row and column indices in the distributed matrix <i>Y</i> indicating the first row and the first column of the submatrix $sub(Y)$, respectively.
<i>descy</i>	(global and local) INTEGER array of dimension 8. The array descriptor of the distributed matrix <i>Y</i> .
<i>incy</i>	(global) INTEGER. Specifies the increment for the elements of $sub(y)$. Only two values are supported, namely 1 and <i>m_y</i> . <i>incy</i> must not be zero.

Output Parameters

<i>dotc</i>	(local) COMPLEX for pcdotc DOUBLE COMPLEX for pzdote Dot product of $sub(x)$ and $sub(y)$ only in their scope.
-------------	--

p?dotu

Computes the dot product of two distributed complex vectors.

Syntax

```
call pcdotu(n, dotu, x, ix, jx, descx, incx, y, iy, jy, descy, incy)
call pzdotu(n, dotu, x, ix, jx, descx, incx, y, iy, jy, descy, incy)
```

Description

The p?dotu functions compute the dot product *dotu* of two distributed vectors defined as

$dotu = sub(x)^H * sub(y)$

where $sub(x)$ and $sub(y)$ are *n*-element distributed vectors.

$sub(x)$ denotes $X(ix, jx:jx+n-1)$ if *incx*=*m_x*, and $X(ix: ix+n-1, jx)$ if *incx*= 1;

$sub(y)$ denotes $Y(iy, jy:jy+n-1)$ if *incy*=*m_y*, and $Y(iy: iy+n-1, jy)$ if *incy*= 1.

Input Parameters

<i>n</i>	(global) INTEGER. The length of distributed vectors, $n \geq 0$.
<i>x</i>	(local) COMPLEX for pcdotu DOUBLE COMPLEX for pzdotu Array, DIMENSION $(jx-1)*m_x + ix + (n-1)*abs(incx)$. This array contains the entries of the distributed vector $sub(x)$.
<i>ix, jx</i>	(global) INTEGER. The row and column indices in the distributed matrix <i>x</i> indicating the first row and the first column of the submatrix $sub(X)$, respectively.
<i>descx</i>	(global and local) INTEGER array of dimension 8. The array descriptor of the distributed matrix <i>x</i> .
<i>incx</i>	(global) INTEGER. Specifies the increment for the elements of $sub(x)$. Only two values are supported, namely 1 and m_x . <i>incx</i> must not be zero.
<i>y</i>	(local) COMPLEX for pcdotu DOUBLE COMPLEX for pzdotu Array, DIMENSION $(jy-1)*m_y + iy + (n-1)*abs(incy)$. This array contains the entries of the distributed vector $sub(y)$.
<i>iy, jy</i>	(global) INTEGER. The row and column indices in the distributed matrix <i>y</i> indicating the first row and the first column of the submatrix $sub(Y)$, respectively.
<i>descy</i>	(global and local) INTEGER array of dimension 8. The array descriptor of the distributed matrix <i>y</i> .
<i>incy</i>	(global) INTEGER. Specifies the increment for the elements of $sub(y)$. Only two values are supported, namely 1 and m_y . <i>incy</i> must not be zero.

Output Parameters

<i>dotu</i>	(local) COMPLEX for pcdotu DOUBLE COMPLEX for pzdotu Dot product of $sub(x)$ and $sub(y)$ only in their scope.
-------------	--

p?nrm2

Computes the Euclidean norm of a distributed vector.

Syntax

```
call psnrm2(n, norm2, x, ix, jx, descx, incx)
call pdnrm2(n, norm2, x, ix, jx, descx, incx)
call pscnrm2(n, norm2, x, ix, jx, descx, incx)
call pdznrm2(n, norm2, x, ix, jx, descx, incx)
```

Description

The p?nrm2 functions compute the Euclidean norm of a distributed vector $\text{sub}(x)$, where $\text{sub}(x)$ is an n -element distributed vector.

$\text{sub}(x)$ denotes $X(ix, jx:jx+n-1)$ if $incx=m_x$, and $X(ix: ix+n-1, jx)$ if $incx= 1$.

Input Parameters

n	(global) INTEGER. The length of distributed vector $\text{sub}(x)$, $n \geq 0$.
x	(local) REAL for psnrm2 DOUBLE PRECISION for pdnrm2 COMPLEX for pscnrm2 DOUBLE COMPLEX for pdznrm2 Array, DIMENSION $(jx-1)*m_x + ix+(n-1)*\text{abs}(incx)$. This array contains the entries of the distributed vector $\text{sub}(x)$.
ix, jx	(global) INTEGER. The row and column indices in the distributed matrix x indicating the first row and the first column of the submatrix $\text{sub}(x)$, respectively.
$descx$	(global and local) INTEGER array of dimension 8. The array descriptor of the distributed matrix x .
$incx$	(global) INTEGER. Specifies the increment for the elements of $\text{sub}(x)$. Only two values are supported, namely 1 and m_x . $incx$ must not be zero.

Output Parameters

norm2 (local) REAL for psnrm2 and pscnrm2.
 DOUBLE PRECISION for pdnrm2 and pdznrm2
 Contains the Euclidean norm of a distributed vector only in its scope.

p?scal

Computes a product of a distributed vector by a scalar.

Syntax

```
call psscal(n, a, x, ix, jx, descx, incx)
call pdscal(n, a, x, ix, jx, descx, incx)
call pcscal(n, a, x, ix, jx, descx, incx)
call pzscal(n, a, x, ix, jx, descx, incx)
call pcsscal(n, a, x, ix, jx, descx, incx)
call pzdscale(n, a, x, ix, jx, descx, incx)
```

Description

The p?scal routines multiplies a n -element distributed vector $\text{sub}(x)$ by the scalar a :

$\text{sub}(x) = a * \text{sub}(x),$

where $\text{sub}(x)$ denotes $X(ix, jx:jx+n-1)$ if $incx=m_x$, and $X(ix: ix+n-1, jx)$ if $incx=1$.

Input Parameters

n (global) INTEGER. The length of distributed vector $\text{sub}(x)$, $n \geq 0$.

a (global) REAL for psscal and pcsscal
 DOUBLE PRECISION for pdscal and pzdscale
 COMPLEX for pcscal
 DOUBLE COMPLEX for pzscal
 Specifies the scalar a .

<i>x</i>	(local) REAL for psscal DOUBLE PRECISION for pdscal COMPLEX for pcscal and pcscal DOUBLE COMPLEX for pzscal and pzscal Array, DIMENSION (<i>jx</i> -1)* <i>m_x</i> + <i>ix</i> +(<i>n</i> -1)*abs(<i>incx</i>)). This array contains the entries of the distributed vector <i>sub(x)</i> .
<i>ix, jx</i>	(global) INTEGER. The row and column indices in the distributed matrix <i>x</i> indicating the first row and the first column of the submatrix <i>sub(X)</i> , respectively.
<i>descx</i>	(global and local) INTEGER array of dimension 8. The array descriptor of the distributed matrix <i>x</i> .
<i>incx</i>	(global) INTEGER. Specifies the increment for the elements of <i>sub(x)</i> . Only two values are supported, namely 1 and <i>m_x</i> . <i>incx</i> must not be zero.

Output Parameters

<i>x</i>	Overwritten by the updated distributed vector <i>sub(x)</i>
----------	---

p?swap

Swaps two distributed vectors.

Syntax

```
call psswap(n, x, ix, jx, descx, incx, y, iy, jy, descy, incy)
call pdswap(n, x, ix, jx, descx, incx, y, iy, jy, descy, incy)
call pcswap(n, x, ix, jx, descx, incx, y, iy, jy, descy, incy)
call pzswap(n, x, ix, jx, descx, incx, y, iy, jy, descy, incy)
```

Description

Given two distributed vectors *sub(x)* and *sub(y)*, the p?swap routines return vectors *sub(y)* and *sub(x)* swapped, each replacing the other.

Here *sub(x)* denotes *X(ix, jx:jx+n-1)* if *incx=m_x*, and *X(ix: ix+n-1, jx)* if *incx= 1*;
sub(y) denotes *Y(iy, jy:jy+n-1)* if *incy=m_y*, and *Y(iy: iy+n-1, jy)* if *incy= 1*.

Input Parameters

<i>n</i>	(global) INTEGER. The length of distributed vectors, $n \geq 0$.
<i>x</i>	(local) REAL for psswap DOUBLE PRECISION for pdswap COMPLEX for pswap DOUBLE COMPLEX for pzswap Array, DIMENSION $(jx-1)*m_x + ix + (n-1)*abs(incx)$. This array contains the entries of the distributed vector $sub(x)$.
<i>ix, jx</i>	(global) INTEGER. The row and column indices in the distributed matrix <i>x</i> indicating the first row and the first column of the submatrix $sub(X)$, respectively.
<i>descx</i>	(global and local) INTEGER array of dimension 8. The array descriptor of the distributed matrix <i>x</i> .
<i>incx</i>	(global) INTEGER. Specifies the increment for the elements of $sub(x)$. Only two values are supported, namely 1 and m_x . <i>incx</i> must not be zero.
<i>y</i>	(local) REAL for psswap DOUBLE PRECISION for pdswap COMPLEX for pswap DOUBLE COMPLEX for pzswap Array, DIMENSION $(jy-1)*m_y + iy + (n-1)*abs(incy)$. This array contains the entries of the distributed vector $sub(y)$.
<i>iy, jy</i>	(global) INTEGER. The row and column indices in the distributed matrix <i>y</i> indicating the first row and the first column of the submatrix $sub(Y)$, respectively.
<i>descy</i>	(global and local) INTEGER array of dimension 8. The array descriptor of the distributed matrix <i>y</i> .
<i>incy</i>	(global) INTEGER. Specifies the increment for the elements of $sub(y)$. Only two values are supported, namely 1 and m_y . <i>incy</i> must not be zero.

Output Parameters

<i>x</i>	Overwritten by distributed vector $sub(y)$.
----------	--

y

Overwritten by distributed vector `sub(x)`.

PBLAS Level 2 Routines

This section describes PBLAS Level 2 routines, which perform distributed matrix-vector operations. [Table 12-2](#) lists the PBLAS Level 2 routine groups and the data types associated with them.

Table 12-2 PBLAS Level 2 Routine Groups and Their Data Types

Routine Groups	Data Types	Description
p?gemv	s, d, c, z	Matrix-vector product using a distributed general matrix
p?ger	s, d	Rank-1 update of a distributed general matrix
p?gerc	c, z	Rank-1 update (conjugated) of a distributed general matrix
p?geru	c, z	Rank-1 update (unconjugated) of a distributed general matrix
p?hemv	c, z	Matrix-vector product using a distributed Hermitian matrix
p?her	c, z	Rank-1 update of a distributed Hermitian matrix
p?her2	c, z	Rank-2 update of a distributed Hermitian matrix
p?symv	s, d	Matrix-vector product using a distributed symmetric matrix
p?syr	s, d	Rank-1 update of a distributed symmetric matrix
p?syr2	s, d	Rank-2 update of a distributed symmetric matrix
p?trmv	s, d, c, z	Distributed matrix-vector product using a triangular matrix
p?trsv	s, d, c, z	Solves a system of linear equations whose coefficients are in a distributed triangular matrix

p?gemv

Computes a distributed matrix-vector product using a general matrix

Syntax

```
call psgemv(trans, m, n, alpha, a, ia, ja, desca, x, ix, jx, descx, incx,
beta, y, iy, jy, descy, incy)

call pdgemv(trans, m, n, alpha, a, ia, ja, desca, x, ix, jx, descx, incx,
beta, y, iy, jy, descy, incy)

call pcgemv(trans, m, n, alpha, a, ia, ja, desca, x, ix, jx, descx, incx,
beta, y, iy, jy, descy, incy)

call pzgemv(trans, m, n, alpha, a, ia, ja, desca, x, ix, jx, descx, incx,
beta, y, iy, jy, descy, incy)
```

Description

The p?gemv routines perform a distributed matrix-vector operation defined as

$\text{sub}(y) := \alpha * \text{sub}(A) * \text{sub}(x) + \beta * \text{sub}(y),$

or

$\text{sub}(y) := \alpha * \text{sub}(A)' * \text{sub}(x) + \beta * \text{sub}(y),$

or

$\text{sub}(y) := \alpha * \text{conjg}(\text{sub}(A)') * \text{sub}(x) + \beta * \text{sub}(y),$

where

α and β are scalars,

$\text{sub}(A)$ is a m -by- n submatrix, $\text{sub}(A) = A(\text{ia}:\text{ia}+m-1, \text{ja}:\text{ja}+n-1),$

$\text{sub}(x)$ and $\text{sub}(y)$ are subvectors.

When $\text{trans} = 'N'$ or $'n'$, $\text{sub}(x)$ denotes $X(\text{ix}, \text{jx}:\text{jx}+n-1)$ if $\text{incx} = m_x$, and $X(\text{ix}:\text{ix}+n-1, \text{jx})$ if $\text{incx} = 1$, $\text{sub}(y)$ denotes $Y(\text{iy}, \text{jy}:\text{jy}+m-1)$ if $\text{incy} = m_y$, and $Y(\text{iy}:\text{iy}+m-1, \text{jy})$ if $\text{incy} = 1$.

When $\text{trans} = 'T'$ or $'t'$, or $'C'$, or $'c'$, $\text{sub}(x)$ denotes $X(\text{ix}, \text{jx}:\text{jx}+m-1)$ if $\text{incx} = m_x$, and $X(\text{ix}:\text{ix}+m-1, \text{jx})$ if $\text{incx} = 1$, $\text{sub}(y)$ denotes $Y(\text{iy}, \text{jy}:\text{jy}+n-1)$ if $\text{incy} = m_y$, and $Y(\text{iy}:\text{iy}+m-1, \text{jy})$ if $\text{incy} = 1$.

Input Parameters

<i>trans</i>	(global) CHARACTER*1. Specifies the operation: if <i>trans</i> = 'N' or 'n', then $\text{sub}(y) := \alpha * \text{sub}(A) * \text{sub}(x) + \beta * \text{sub}(y)$; if <i>trans</i> = 'T' or 't', then $\text{sub}(y) := \alpha * \text{sub}(A)^T * \text{sub}(x) + \beta * \text{sub}(y)$; if <i>trans</i> = 'C' or 'c', then $\text{sub}(y) := \alpha * \text{conjg}(\text{sub}(A)) * \text{sub}(x) + \beta * \text{sub}(y)$.
<i>m</i>	(global) INTEGER. Specifies the number of rows of the distributed matrix $\text{sub}(A)$, $m \geq 0$.
<i>n</i>	(global) INTEGER. Specifies the number of columns of the distributed matrix $\text{sub}(A)$, $n \geq 0$.
<i>alpha</i>	(global) REAL for psgemv DOUBLE PRECISION for pdgemv COMPLEX for pcgemv DOUBLE COMPLEX for pzgemv Specifies the scalar <i>alpha</i> .
<i>a</i>	(local) REAL for psgemv DOUBLE PRECISION for pdgemv COMPLEX for pcgemv DOUBLE COMPLEX for pzgemv Array, DIMENSION (<i>lld_a</i> , <i>LOCq(ja+n-1)</i>). Before entry this array must contain the local pieces of the distributed matrix $\text{sub}(A)$.
<i>ia, ja</i>	(global) INTEGER. The row and column indices in the distributed matrix <i>A</i> indicating the first row and the first column of the submatrix $\text{sub}(A)$, respectively.
<i>desca</i>	(global and local) INTEGER array of dimension 8. The array descriptor of the distributed matrix <i>A</i> .
<i>x</i>	(local) REAL for psgemv DOUBLE PRECISION for pdgemv COMPLEX for pcgemv DOUBLE COMPLEX for pzgemv

	<p>Array, DIMENSION $(jx-1)*m_x + ix+(n-1)*abs(incx)$ when $trans = 'N'$ or $'n'$, and $(jx-1)*m_x + ix+(m-1)*abs(incx)$ otherwise.</p> <p>This array contains the entries of the distributed vector $sub(x)$.</p>
<i>ix, jx</i>	(global) INTEGER. The row and column indices in the distributed matrix x indicating the first row and the first column of the submatrix $sub(x)$, respectively.
<i>descx</i>	(global and local) INTEGER array of dimension 8. The array descriptor of the distributed matrix x .
<i>incx</i>	(global) INTEGER. Specifies the increment for the elements of $sub(x)$. Only two values are supported, namely 1 and m_x . $incx$ must not be zero.
<i>beta</i>	<p>(global) REAL for psgemv DOUBLE PRECISION for pdgemv COMPLEX for pcgemv DOUBLE COMPLEX for pzgemv</p> <p>Specifies the scalar $beta$. When $beta$ is set to zero, then $sub(y)$ need not be set on input.</p>
<i>y</i>	<p>(local) REAL for psgemv DOUBLE PRECISION for pdgemv COMPLEX for pcgemv DOUBLE COMPLEX for pzgemv</p> <p>Array, DIMENSION $(jy-1)*m_y + iy+(m-1)*abs(incy)$ when $trans = 'N'$ or $'n'$, and $(jy-1)*m_y + iy+(n-1)*abs(incy)$ otherwise.</p> <p>This array contains the entries of the distributed vector $sub(y)$.</p>
<i>iy, jy</i>	(global) INTEGER. The row and column indices in the distributed matrix y indicating the first row and the first column of the submatrix $sub(y)$, respectively.
<i>descy</i>	(global and local) INTEGER array of dimension 8. The array descriptor of the distributed matrix y .
<i>incy</i>	(global) INTEGER. Specifies the increment for the elements of $sub(y)$. Only two values are supported, namely 1 and m_y . $incy$ must not be zero.

Output Parameters

y Overwritten by the updated distributed vector `sub(y)`.

p?ger

Performs a rank-1 update of a distributed general matrix.

Syntax

```
call psger(m, n, alpha, x, ix, jx, descx, incx, y, iy, jy, descy, incy, a,
ia, ja, desca)
```

```
call pdger(m, n, alpha, x, ix, jx, descx, incx, y, iy, jy, descy, incy, a,
ia, ja, desca)
```

Description

The `p?ger` routines perform a distributed matrix-vector operation defined as

$$\text{sub}(A) := \alpha * \text{sub}(x) * \text{sub}(y)' + \text{sub}(A),$$

where:

α is a scalar,

$\text{sub}(A)$ is a m -by- n distributed general matrix, $\text{sub}(A) = A(ia:ia+m-1, ja:ja+n-1)$,

$\text{sub}(x)$ is an m -element distributed vector, $\text{sub}(y)$ is an n -element distributed vector,

$\text{sub}(x)$ denotes $X(ix, jx:jx+m-1)$ if $incx = m_x$, and $X(ix: ix+m-1, jx)$ if $incx = 1$,

$\text{sub}(y)$ denotes $Y(iy, jy:jy+n-1)$ if $incy = m_y$, and $Y(iy: iy+n-1, jy)$ if $incy = 1$.

Input Parameters

m	(global) INTEGER. Specifies the number of rows of the distributed matrix <code>sub(A)</code> , $m \geq 0$.
n	(global) INTEGER. Specifies the number of columns of the distributed matrix <code>sub(A)</code> , $n \geq 0$.
α	(global) REAL for <code>psger</code> DOUBLE REAL for <code>pdger</code> Specifies the scalar α .

<i>x</i>	<p>(local) REAL for psgcr DOUBLE REAL for pdger Array, DIMENSION at least $(j_x-1)*m_x + i_x + (m-1)*abs(incx)$. This array contains the entries of the distributed vector $sub(x)$.</p>
<i>ix, jx</i>	<p>(global) INTEGER. The row and column indices in the distributed matrix x indicating the first row and the first column of the submatrix $sub(x)$, respectively.</p>
<i>descx</i>	<p>(global and local) INTEGER array of dimension 8. The array descriptor of the distributed matrix x.</p>
<i>incx</i>	<p>(global) INTEGER. Specifies the increment for the elements of $sub(x)$. Only two values are supported, namely 1 and m_x. <i>incx</i> must not be zero.</p>
<i>y</i>	<p>(local) REAL for psgcr DOUBLE REAL for pdger Array, DIMENSION at least $(j_y-1)*m_y + i_y + (n-1)*abs(incy)$. This array contains the entries of the distributed vector $sub(y)$.</p>
<i>iy, jy</i>	<p>(global) INTEGER. The row and column indices in the distributed matrix y indicating the first row and the first column of the submatrix $sub(y)$, respectively.</p>
<i>descy</i>	<p>(global and local) INTEGER array of dimension 8. The array descriptor of the distributed matrix y.</p>
<i>incy</i>	<p>(global) INTEGER. Specifies the increment for the elements of $sub(y)$. Only two values are supported, namely 1 and m_y. <i>incy</i> must not be zero.</p>
<i>a</i>	<p>(local) REAL for psgcr DOUBLE REAL for pdger Array, DIMENSION $(lld_a, LOCq(ja+n-1))$. Before entry this array contains the local pieces of the distributed matrix $sub(A)$.</p>
<i>ia, ja</i>	<p>(global) INTEGER. The row and column indices in the distributed matrix A indicating the first row and the first column of the submatrix $sub(A)$, respectively.</p>

desca (global and local) `INTEGER` array of dimension 8. The array descriptor of the distributed matrix *A*.

Output Parameters

a Overwritten by the updated distributed matrix `sub(A)`.

p?gerc

Performs a rank-1 update (conjugated) of a distributed general matrix.

Syntax

```
call pcgerc(m, n, alpha, x, ix, jx, descx, incx, y, iy, jy, descy, incy, a,
ia, ja, desca)
```

```
call pzgerc(m, n, alpha, x, ix, jx, descx, incx, y, iy, jy, descy, incy, a,
ia, ja, desca)
```

Description

The `p?gerc` routines perform a distributed matrix-vector operation defined as

$$\text{sub}(A) := \alpha * \text{sub}(x) * \text{conjg}(\text{sub}(y)') + \text{sub}(A),$$

where:

alpha is a scalar,

`sub(A)` is a *m*-by-*n* distributed general matrix, `sub(A) = A(ia:ia+m-1, ja:ja+n-1)`,

`sub(x)` is an *m*-element distributed vector, `sub(y)` is an *n*-element distributed vector,

`sub(x)` denotes `X(ix, jx:jx+m-1)` if `incx = m_x`, and `X(ix: ix+m-1, jx)` if `incx = 1`,

`sub(y)` denotes `Y(iy, jy:jy+n-1)` if `incy = m_y`, and `Y(iy: iy+n-1, jy)` if `incy = 1`.

Input Parameters

m (global) `INTEGER`. Specifies the number of rows of the distributed matrix `sub(A)`, $m \geq 0$.

n (global) `INTEGER`. Specifies the number of columns of the distributed matrix `sub(A)`, $n \geq 0$.

alpha (global) `COMPLEX` for `pcgerc`

	DOUBLE COMPLEX for pzgerc Specifies the scalar <i>alpha</i> .
<i>x</i>	(local) COMPLEX for pcgerc DOUBLE COMPLEX for pzgerc Array, DIMENSION at least $(jx-1)*m_x + ix + (n-1)*abs(incx)$. This array contains the entries of the distributed vector $sub(x)$.
<i>ix, jx</i>	(global) INTEGER. The row and column indices in the distributed matrix <i>x</i> indicating the first row and the first column of the submatrix $sub(x)$, respectively.
<i>descx</i>	(global and local) INTEGER array of dimension 8. The array descriptor of the distributed matrix <i>x</i> .
<i>incx</i>	(global) INTEGER. Specifies the increment for the elements of $sub(x)$. Only two values are supported, namely 1 and m_x . <i>incx</i> must not be zero.
<i>y</i>	(local) COMPLEX for pcgerc DOUBLE COMPLEX for pzgerc Array, DIMENSION at least $(jy-1)*m_y + iy + (n-1)*abs(incy)$. This array contains the entries of the distributed vector $sub(y)$.
<i>iy, jy</i>	(global) INTEGER. The row and column indices in the distributed matrix <i>y</i> indicating the first row and the first column of the submatrix $sub(y)$, respectively.
<i>descy</i>	(global and local) INTEGER array of dimension 8. The array descriptor of the distributed matrix <i>y</i> .
<i>incy</i>	(global) INTEGER. Specifies the increment for the elements of $sub(y)$. Only two values are supported, namely 1 and m_y . <i>incy</i> must not be zero.
<i>a</i>	(local) COMPLEX for pcgerc DOUBLE COMPLEX for pzgerc Array, DIMENSION at least $(lld_a, LOCq(ja+n-1))$. Before entry this array contains the local pieces of the distributed matrix $sub(A)$.

<i>ia, ja</i>	(global) <code>INTEGER</code> . The row and column indices in the distributed matrix <code>A</code> indicating the first row and the first column of the submatrix <code>sub(A)</code> , respectively.
<i>desca</i>	(global and local) <code>INTEGER</code> array of dimension 8. The array descriptor of the distributed matrix <code>A</code> .

Output Parameters

<i>a</i>	Overwritten by the updated distributed matrix <code>sub(A)</code> .
----------	---

p?geru

Performs a rank-1 update (unconjugated) of a distributed general matrix.

Syntax

```
call pcgeru(m, n, alpha, x, ix, jx, descx, incx, y, iy, jy, descy, incy, a,
ia, ja, desca)

call pzgeru(m, n, alpha, x, ix, jx, descx, incx, y, iy, jy, descy, incy, a,
ia, ja, desca)
```

Description

The `p?geru` routines perform a matrix-vector operation defined as

$$\text{sub}(A) := \alpha * \text{sub}(x) * \text{sub}(y)^T + \text{sub}(A),$$

where:

alpha is a scalar,

`sub(A)` is a *m*-by-*n* distributed general matrix, `sub(A)=A(ia:ia+m-1, ja:ja+n-1)`,

`sub(x)` is an *m*-element distributed vector, `sub(y)` is an *n*-element distributed vector,

`sub(x)` denotes `X(ix, jx:jx+m-1)` if `incx = m_x`, and `X(ix: ix+m-1, jx)` if `incx = 1`,

`sub(y)` denotes `Y(iy, jy:jy+n-1)` if `incy = m_y`, and `Y(iy: iy+n-1, jy)` if `incy = 1`.

Input Parameters

<i>m</i>	(global) <code>INTEGER</code> . Specifies the number of rows of the distributed matrix <code>sub(A)</code> , $m \geq 0$.
----------	---

<i>n</i>	(global) INTEGER. Specifies the number of columns of the distributed matrix $\text{sub}(A)$, $n \geq 0$.
<i>alpha</i>	(global) COMPLEX for pcgeru DOUBLE COMPLEX for pzgeru Specifies the scalar <i>alpha</i> .
<i>x</i>	(local) COMPLEX for pcgeru DOUBLE COMPLEX for pzgeru Array, DIMENSION at least $(j_x-1)*m_x + ix + (n-1)*\text{abs}(incx)$. This array contains the entries of the distributed vector $\text{sub}(x)$.
<i>ix, jx</i>	(global) INTEGER. The row and column indices in the distributed matrix <i>x</i> indicating the first row and the first column of the submatrix $\text{sub}(x)$, respectively.
<i>descx</i>	(global and local) INTEGER array of dimension 8. The array descriptor of the distributed matrix <i>x</i> .
<i>incx</i>	(global) INTEGER. Specifies the increment for the elements of $\text{sub}(x)$. Only two values are supported, namely 1 and m_x . <i>incx</i> must not be zero.
<i>y</i>	(local) COMPLEX for pcgeru DOUBLE COMPLEX for pzgeru Array, DIMENSION at least $(j_y-1)*m_y + iy + (n-1)*\text{abs}(incy)$. This array contains the entries of the distributed vector $\text{sub}(y)$.
<i>iy, jy</i>	(global) INTEGER. The row and column indices in the distributed matrix <i>y</i> indicating the first row and the first column of the submatrix $\text{sub}(y)$, respectively.
<i>descy</i>	(global and local) INTEGER array of dimension 8. The array descriptor of the distributed matrix <i>y</i> .
<i>incy</i>	(global) INTEGER. Specifies the increment for the elements of $\text{sub}(y)$. Only two values are supported, namely 1 and m_y . <i>incy</i> must not be zero.
<i>a</i>	(local) COMPLEX for pcgeru DOUBLE COMPLEX for pzgeru

Array, DIMENSION at least $(lld_a, LOCq(ja+n-1))$. Before entry this array contains the local pieces of the distributed matrix $sub(A)$.

ia, ja (global) INTEGER. The row and column indices in the distributed matrix A indicating the first row and the first column of the submatrix $sub(A)$, respectively.

desca (global and local) INTEGER array of dimension 8. The array descriptor of the distributed matrix A .

Output Parameters

a Overwritten by the updated distributed matrix $sub(A)$.

p?hemv

Computes a distributed matrix-vector product using a Hermitian matrix.

Syntax

```
call pchemv(uplo, n, alpha, a, ia, ja, desca, x, ix, jx, descx, incx, beta,
y, iy, jy, descy, incy)

call pzhemv(uplo, n, alpha, a, ia, ja, desca, x, ix, jx, descx, incx, beta,
y, iy, jy, descy, incy)
```

Description

The p?hemv routines perform a distributed matrix-vector operation defined as

$$sub(y) := \alpha * sub(A) * sub(x) + \beta * sub(y),$$

where:

alpha and *beta* are scalars,

$sub(A)$ is a n -by- n Hermitian distributed matrix, $sub(A) = A(ia:ia+n-1, ja:ja+n-1)$,

$sub(x)$ and $sub(y)$ are distributed vectors.

$sub(x)$ denotes $X(ix, jx:jx+n-1)$ if $incx = m_x$, and $X(ix: ix+n-1, jx)$ if $incx = 1$,

$sub(y)$ denotes $Y(iy, jy:jy+n-1)$ if $incy = m_y$, and $Y(iy: iy+n-1, jy)$ if $incy = 1$.

Input Parameters

<i>uplo</i>	<p>(global) CHARACTER*1. Specifies whether the upper or lower triangular part of the Hermitian distributed matrix $\text{sub}(A)$ is used:</p> <p>If <i>uplo</i> = 'U' or 'u', then the upper triangular part of the $\text{sub}(A)$ is used.</p> <p>If <i>uplo</i> = 'L' or 'l', then the low triangular part of the $\text{sub}(A)$ is used.</p>
<i>n</i>	<p>(global) INTEGER. Specifies the order of the distributed matrix $\text{sub}(A)$, $n \geq 0$.</p>
<i>alpha</i>	<p>(global) COMPLEX for pchemv DOUBLE COMPLEX for pzhemv Specifies the scalar <i>alpha</i>.</p>
<i>a</i>	<p>(local) COMPLEX for pchemv DOUBLE COMPLEX for pzhemv Array, DIMENSION (<i>lld_a</i>, $\text{LOCq}(ja+n-1)$). This array contains the local pieces of the distributed matrix $\text{sub}(A)$. Before entry when <i>uplo</i> = 'U' or 'u', the n-by-n upper triangular part of the distributed matrix $\text{sub}(A)$ must contain the upper triangular part of the Hermitian distributed matrix and the strictly lower triangular part of $\text{sub}(A)$ is not referenced, and when <i>uplo</i> = 'L' or 'l', the n-by-n lower triangular part of the distributed matrix $\text{sub}(A)$ must contain the lower triangular part of the Hermitian distributed matrix and the strictly upper triangular part of $\text{sub}(A)$ is not referenced.</p>
<i>ia, ja</i>	<p>(global) INTEGER. The row and column indices in the distributed matrix <i>A</i> indicating the first row and the first column of the submatrix $\text{sub}(A)$, respectively.</p>
<i>desca</i>	<p>(global and local) INTEGER array of dimension 8. The array descriptor of the distributed matrix <i>A</i>.</p>
<i>x</i>	<p>(local) COMPLEX for pchemv DOUBLE COMPLEX for pzhemv Array, DIMENSION at least $(jx-1)*m_x + ix + (n-1)*\text{abs}(incx)$.</p>

	This array contains the entries of the distributed vector $\text{sub}(x)$.
<i>ix, jx</i>	(global) INTEGER. The row and column indices in the distributed matrix X indicating the first row and the first column of the submatrix $\text{sub}(x)$, respectively.
<i>descx</i>	(global and local) INTEGER array of dimension 8. The array descriptor of the distributed matrix X .
<i>incx</i>	(global) INTEGER. Specifies the increment for the elements of $\text{sub}(x)$. Only two values are supported, namely 1 and m_x . <i>incx</i> must not be zero.
<i>beta</i>	(global) COMPLEX for pchemv DOUBLE COMPLEX for pzhemv Specifies the scalar <i>beta</i> . When <i>beta</i> is set to zero, then $\text{sub}(y)$ need not be set on input.
<i>y</i>	(local) COMPLEX for pchemv DOUBLE COMPLEX for pzhemv Array, DIMENSION at least $(jy-1)*m_y + iy + (n-1)*\text{abs}(incy)$. This array contains the entries of the distributed vector $\text{sub}(y)$.
<i>iy, jy</i>	(global) INTEGER. The row and column indices in the distributed matrix Y indicating the first row and the first column of the submatrix $\text{sub}(y)$, respectively.
<i>descy</i>	(global and local) INTEGER array of dimension 8. The array descriptor of the distributed matrix Y .
<i>incy</i>	(global) INTEGER. Specifies the increment for the elements of $\text{sub}(y)$. Only two values are supported, namely 1 and m_y . <i>incy</i> must not be zero.

Output Parameters

<i>y</i>	Overwritten by the updated distributed vector $\text{sub}(y)$.
----------	---

p?her

Performs a rank-1 update of a distributed Hermitian matrix.

Syntax

```
call pcher(uplo, n, alpha, x, ix, jx, descx, incx, a, ia, ja, desca)
call pzher(uplo, n, alpha, x, ix, jx, descx, incx, a, ia, ja, desca)
```

Description

The p?her routines perform a distributed matrix-vector operation defined as

$$\text{sub}(A) := \alpha * \text{sub}(x) * \text{conjg}(\text{sub}(x)') + \text{sub}(A),$$

where:

α is a real scalar,

$\text{sub}(A)$ is a n -by- n distributed Hermitian matrix, $\text{sub}(A) = A(ia:ia+n-1, ja:ja+n-1)$,

$\text{sub}(x)$ is distributed vector.

$\text{sub}(x)$ denotes $X(ix, jx:jx+n-1)$ if $incx = m_x$, and $X(ix:ix+n-1, jx)$ if $incx = 1$.

Input Parameters

<i>uplo</i>	(global) CHARACTER*1. Specifies whether the upper or lower triangular part of the Hermitian distributed matrix $\text{sub}(A)$ is used: If <i>uplo</i> = 'U' or 'u', then the upper triangular part of the $\text{sub}(A)$ is used. If <i>uplo</i> = 'L' or 'l', then the low triangular part of the $\text{sub}(A)$ is used.
<i>n</i>	(global) INTEGER. Specifies the order of the distributed matrix $\text{sub}(A)$, $n \geq 0$.
<i>alpha</i>	(global) REAL for pcher DOUBLE REAL for pzher Specifies the scalar α .
<i>x</i>	(local) COMPLEX for pcher DOUBLE COMPLEX for pzher

	<p>Array, DIMENSION at least $(j_x-1)*m_x + ix+(n-1)*abs(incx)$.</p> <p>This array contains the entries of the distributed vector $sub(x)$.</p>
<i>ix, jx</i>	(global) INTEGER. The row and column indices in the distributed matrix x indicating the first row and the first column of the submatrix $sub(x)$, respectively.
<i>descx</i>	(global and local) INTEGER array of dimension 8. The array descriptor of the distributed matrix x .
<i>incx</i>	(global) INTEGER. Specifies the increment for the elements of $sub(x)$. Only two values are supported, namely 1 and m_x . <i>incx</i> must not be zero.
<i>a</i>	<p>(local) COMPLEX for <i>pcher</i> DOUBLE COMPLEX for <i>pzher</i></p> <p>Array, DIMENSION $(lld_a, LOCq(ja+n-1))$. This array contains the local pieces of the distributed matrix $sub(A)$. Before entry with <i>uplo</i> = 'U' or 'u', the n-by-n upper triangular part of the distributed matrix $sub(A)$ must contain the upper triangular part of the Hermitian distributed matrix and the strictly lower triangular part of $sub(A)$ is not referenced, and with <i>uplo</i> = 'L' or 'l', the n-by-n lower triangular part of the distributed matrix $sub(A)$ must contain the lower triangular part of the Hermitian distributed matrix and the strictly upper triangular part of $sub(A)$ is not referenced.</p>
<i>ia, ja</i>	(global) INTEGER. The row and column indices in the distributed matrix A indicating the first row and the first column of the submatrix $sub(A)$, respectively.
<i>desca</i>	(global and local) INTEGER array of dimension 8. The array descriptor of the distributed matrix A .

Output Parameters

<i>a</i>	With <i>uplo</i> = 'U' or 'u', the upper triangular part of the array <i>a</i> is overwritten by the upper triangular part of the updated distributed matrix $sub(A)$.
----------	---

With `uplo = 'L' or 'l'`, the lower triangular part of the array `a` is overwritten by the lower triangular part of the updated distributed matrix `sub(A)`.

p?her2

Performs a rank-2 update of a distributed Hermitian matrix.

Syntax

```
call pcher2(uplo, n, alpha, x, ix, jx, descx, incx, y, iy, jy, descy, incy,
a, ia, ja, desca)

call pzher2(uplo, n, alpha, x, ix, jx, descx, incx, y, iy, jy, descy, incy,
a, ia, ja, desca)
```

Description

The `p?her2` routines perform a distributed matrix-vector operation defined as

$$\text{sub}(A) := \alpha * \text{sub}(x) * \text{conj}(\text{sub}(y)') + \text{conj}(\alpha) * \text{sub}(y) * \text{conj}(\text{sub}(x)') + \text{sub}(A),$$

where:

`alpha` is a scalar,

`sub(A)` is a n -by- n distributed Hermitian matrix, `sub(A) = A(ia:ia+n-1, ja:ja+n-1)`,

`sub(x)` and `sub(y)` are distributed vectors.

`sub(x)` denotes $X(ix, jx:jx+n-1)$ if `incx = m_x`, and $X(ix: ix+n-1, jx)$ if `incx = 1`,

`sub(y)` denotes $Y(iy, jy:jy+n-1)$ if `incy = m_y`, and $Y(iy: iy+n-1, jy)$ if `incy = 1`.

Input Parameters

`uplo` (global) CHARACTER*1. Specifies whether the upper or lower triangular part of the distributed Hermitian matrix `sub(A)` is used:
 If `uplo = 'U' or 'u'`, then the upper triangular part of the `sub(A)` is used.
 If `uplo = 'L' or 'l'`, then the low triangular part of the `sub(A)` is used.

<i>n</i>	(global) INTEGER. Specifies the order of the distributed matrix $\text{sub}(A)$, $n \geq 0$.
<i>alpha</i>	(global) COMPLEX for <code>pcher2</code> DOUBLE COMPLEX for <code>pzher2</code> Specifies the scalar <i>alpha</i> .
<i>x</i>	(local) COMPLEX for <code>pcher2</code> DOUBLE COMPLEX for <code>pzher2</code> Array, DIMENSION at least $(j_x-1)*m_x + ix + (n-1)*\text{abs}(incx)$. This array contains the entries of the distributed vector $\text{sub}(x)$.
<i>ix, jx</i>	(global) INTEGER. The row and column indices in the distributed matrix <i>x</i> indicating the first row and the first column of the submatrix $\text{sub}(x)$, respectively.
<i>descx</i>	(global and local) INTEGER array of dimension 8. The array descriptor of the distributed matrix <i>x</i> .
<i>incx</i>	(global) INTEGER. Specifies the increment for the elements of $\text{sub}(x)$. Only two values are supported, namely 1 and m_x . <i>incx</i> must not be zero.
<i>y</i>	(local) COMPLEX for <code>pcher2</code> DOUBLE COMPLEX for <code>pzher2</code> Array, DIMENSION at least $(j_y-1)*m_y + iy + (n-1)*\text{abs}(incy)$. This array contains the entries of the distributed vector $\text{sub}(y)$.
<i>iy, jy</i>	(global) INTEGER. The row and column indices in the distributed matrix <i>y</i> indicating the first row and the first column of the submatrix $\text{sub}(y)$, respectively.
<i>descy</i>	(global and local) INTEGER array of dimension 8. The array descriptor of the distributed matrix <i>y</i> .
<i>incy</i>	(global) INTEGER. Specifies the increment for the elements of $\text{sub}(y)$. Only two values are supported, namely 1 and m_y . <i>incy</i> must not be zero.
<i>a</i>	(local) COMPLEX for <code>pcher2</code> DOUBLE COMPLEX for <code>pzher2</code>

Array, `DIMENSION (lld_a, LOCq(ja+n-1))`. This array contains the local pieces of the distributed matrix `sub(A)`. Before entry with `uplo = 'U' or 'u'`, the n -by- n upper triangular part of the distributed matrix `sub(A)` must contain the upper triangular part of the Hermitian distributed matrix and the strictly lower triangular part of `sub(A)` is not referenced, and with `uplo = 'L' or 'l'`, the n -by- n lower triangular part of the distributed matrix `sub(A)` must contain the lower triangular part of the Hermitian distributed matrix and the strictly upper triangular part of `sub(A)` is not referenced.

`ia, ja`

(global) `INTEGER`. The row and column indices in the distributed matrix `A` indicating the first row and the first column of the submatrix `sub(A)`, respectively.

`desca`

(global and local) `INTEGER` array of dimension 8. The array descriptor of the distributed matrix `A`.

Output Parameters

`a`

With `uplo = 'U' or 'u'`, the upper triangular part of the array `a` is overwritten by the upper triangular part of the updated distributed matrix `sub(A)`.

With `uplo = 'L' or 'l'`, the lower triangular part of the array `a` is overwritten by the lower triangular part of the updated distributed matrix `sub(A)`.

p?symv

Computes a distributed matrix-vector product using a symmetric matrix.

Syntax

```
call pssymv(uplo, n, alpha, a, ia, ja, desca, x, ix, jx, descx, incx, beta,
y, iy, jy, descy, incy)
```

```
call pdsymv(uplo, n, alpha, a, ia, ja, desca, x, ix, jx, descx, incx, beta,
y, iy, jy, descy, incy)
```

Description

The `p?symv` routines perform a distributed matrix-vector operation defined as

$$\text{sub}(y) := \alpha * \text{sub}(A) * \text{sub}(x) + \beta * \text{sub}(y),$$

where:

alpha and *beta* are scalars,

sub(A) is a *n*-by-*n* symmetric distributed matrix, *sub(A)* = *A*(*ia:ia+n-1*, *ja:ja+n-1*),

sub(x) and *sub(y)* are distributed vectors.

sub(x) denotes *X*(*ix*, *jx:jx+n-1*) if *incx* = *m_x*, and *X*(*ix:ix+n-1*, *jx*) if *incx* = 1,

sub(y) denotes *Y*(*iy*, *jy:jy+n-1*) if *incy* = *m_y*, and *Y*(*iy:iy+n-1*, *jy*) if *incy* = 1.

Input Parameters

<i>uplo</i>	(global) CHARACTER*1. Specifies whether the upper or lower triangular part of the symmetric distributed matrix <i>sub(A)</i> is used: If <i>uplo</i> = 'U' or 'u', then the upper triangular part of the <i>sub(A)</i> is used. If <i>uplo</i> = 'L' or 'l', then the low triangular part of the <i>sub(A)</i> is used.
<i>n</i>	(global) INTEGER. Specifies the order of the distributed matrix <i>sub(A)</i> , <i>n</i> ≥ 0.
<i>alpha</i>	(global) REAL for <code>pssymv</code> DOUBLE REAL for <code>pdsymv</code> Specifies the scalar <i>alpha</i> .
<i>a</i>	(local) REAL for <code>pssymv</code> DOUBLE REAL for <code>pdsymv</code> Array, DIMENSION (<i>lld_a</i> , <i>LOCq(ja+n-1)</i>). This array contains the local pieces of the distributed matrix <i>sub(A)</i> . Before entry when <i>uplo</i> = 'U' or 'u', the <i>n</i> -by- <i>n</i> upper triangular part of the distributed matrix <i>sub(A)</i> must contain the upper triangular part of the symmetric distributed matrix and the strictly lower triangular part of <i>sub(A)</i> is not referenced, and when <i>uplo</i> = 'L' or 'l', the <i>n</i> -by- <i>n</i> lower triangular part of the distributed matrix <i>sub(A)</i> must contain

	the lower triangular part of the symmetric distributed matrix and the strictly upper triangular part of $\text{sub}(A)$ is not referenced.
<i>ia, ja</i>	(global) INTEGER. The row and column indices in the distributed matrix <i>A</i> indicating the first row and the first column of the submatrix $\text{sub}(A)$, respectively.
<i>desca</i>	(global and local) INTEGER array of dimension 8. The array descriptor of the distributed matrix <i>A</i> .
<i>x</i>	(local) REAL for pssymv DOUBLE REAL for pdsymv Array, DIMENSION at least $(j_x-1)*m_x + ix+(n-1)*\text{abs}(incx)$. This array contains the entries of the distributed vector $\text{sub}(x)$.
<i>ix, jx</i>	(global) INTEGER. The row and column indices in the distributed matrix <i>x</i> indicating the first row and the first column of the submatrix $\text{sub}(x)$, respectively.
<i>descx</i>	(global and local) INTEGER array of dimension 8. The array descriptor of the distributed matrix <i>x</i> .
<i>incx</i>	(global) INTEGER. Specifies the increment for the elements of $\text{sub}(x)$. Only two values are supported, namely 1 and m_x . <i>incx</i> must not be zero.
<i>beta</i>	(global) REAL for pssymv DOUBLE REAL for pdsymv Specifies the scalar <i>beta</i> . When <i>beta</i> is set to zero, then $\text{sub}(y)$ need not be set on input.
<i>y</i>	(local) REAL for pssymv DOUBLE REAL for pdsymv Array, DIMENSION at least $(j_y-1)*m_y + iy+(n-1)*\text{abs}(incy)$. This array contains the entries of the distributed vector $\text{sub}(y)$.
<i>iy, jy</i>	(global) INTEGER. The row and column indices in the distributed matrix <i>y</i> indicating the first row and the first column of the submatrix $\text{sub}(y)$, respectively.

<i>descy</i>	(global and local) <code>INTEGER</code> array of dimension 8. The array descriptor of the distributed matrix <i>y</i> .
<i>incy</i>	(global) <code>INTEGER</code> . Specifies the increment for the elements of <code>sub(y)</code> . Only two values are supported, namely 1 and <i>m_y</i> . <i>incy</i> must not be zero.

Output Parameters

<i>y</i>	Overwritten by the updated distributed vector <code>sub(y)</code> .
----------	---

p?syr

Performs a rank-1 update of a distributed symmetric matrix.

Syntax

```
call pssyr(uplo, n, alpha, x, ix, jx, descx, incx, a, ia, ja, desca)
call pdsyr(uplo, n, alpha, x, ix, jx, descx, incx, a, ia, ja, desca)
```

Description

The `p?syr` routines perform a distributed matrix-vector operation defined as

$$\text{sub}(A) := \alpha * \text{sub}(x) * \text{sub}(x)' + \text{sub}(A),$$

where:

alpha is a scalar,

`sub(A)` is a *n*-by-*n* distributed symmetric matrix, `sub(A) = A(ia:ia+n-1, ja:ja+n-1)`,

`sub(x)` is distributed vector.

`sub(x)` denotes `X(ix, jx:jx+n-1)` if `incx = m_x`, and `X(ix: ix+n-1, jx)` if `incx = 1`,

Input Parameters

<i>uplo</i>	(global) <code>CHARACTER*1</code> . Specifies whether the upper or lower triangular part of the symmetric distributed matrix <code>sub(A)</code> is used: If <i>uplo</i> = 'U' or 'u', then the upper triangular part of the <code>sub(A)</code> is used.
-------------	--

	If <i>uplo</i> = 'L' or 'l', then the low triangular part of the <i>sub(A)</i> is used.
<i>n</i>	(global) INTEGER. Specifies the order of the distributed matrix <i>sub(A)</i> , $n \geq 0$.
<i>alpha</i>	(global) REAL for <i>pssyr</i> DOUBLE REAL for <i>pdsyr</i> Specifies the scalar <i>alpha</i> .
<i>x</i>	(local) REAL for <i>pssyr</i> DOUBLE REAL for <i>pdsyr</i> Array, DIMENSION at least $(j_x-1)*m_x + ix+(n-1)*abs(incx)$. This array contains the entries of the distributed vector <i>sub(x)</i> .
<i>ix, jx</i>	(global) INTEGER. The row and column indices in the distributed matrix <i>x</i> indicating the first row and the first column of the submatrix <i>sub(x)</i> , respectively.
<i>descx</i>	(global and local) INTEGER array of dimension 8. The array descriptor of the distributed matrix <i>x</i> .
<i>incx</i>	(global) INTEGER. Specifies the increment for the elements of <i>sub(x)</i> . Only two values are supported, namely 1 and m_x . <i>incx</i> must not be zero.
<i>a</i>	(local) REAL for <i>pssyr</i> DOUBLE REAL for <i>pdsyr</i> Array, DIMENSION $(lld_a, LOCq(ja+n-1))$. This array contains the local pieces of the distributed matrix <i>sub(A)</i> . Before entry with <i>uplo</i> = 'U' or 'u', the <i>n</i> -by- <i>n</i> upper triangular part of the distributed matrix <i>sub(A)</i> must contain the upper triangular part of the symmetric distributed matrix and the strictly lower triangular part of <i>sub(A)</i> is not referenced, and with <i>uplo</i> = 'L' or 'l', the <i>n</i> -by- <i>n</i> lower triangular part of the distributed matrix <i>sub(A)</i> must contain the lower triangular part of the symmetric distributed matrix and the strictly upper triangular part of <i>sub(A)</i> is not referenced.

<i>ia, ja</i>	(global) <code>INTEGER</code> . The row and column indices in the distributed matrix <i>A</i> indicating the first row and the first column of the submatrix <code>sub(A)</code> , respectively.
<i>desca</i>	(global and local) <code>INTEGER</code> array of dimension 8. The array descriptor of the distributed matrix <i>A</i> .

Output Parameters

<i>a</i>	With <i>uplo</i> = 'U' or 'u', the upper triangular part of the array <i>a</i> is overwritten by the upper triangular part of the updated distributed matrix <code>sub(A)</code> . With <i>uplo</i> = 'L' or 'l', the lower triangular part of the array <i>a</i> is overwritten by the lower triangular part of the updated distributed matrix <code>sub(A)</code> .
----------	--

p?syrr2

Performs a rank-2 update of a distributed symmetric matrix.

Syntax

```
call pssyr2(uplo, n, alpha, x, ix, jx, descx, incx, y, iy, jy, descy, incy,
a, ia, ja, desca)

call pdsyr2(uplo, n, alpha, x, ix, jx, descx, incx, y, iy, jy, descy, incy,
a, ia, ja, desca)
```

Description

The `p?syr2` routines perform a distributed matrix-vector operation defined as

$$\text{sub}(A) := \alpha * \text{sub}(x) * \text{sub}(y)' + \alpha * \text{sub}(y) * \text{sub}(x)' + \text{sub}(A),$$

where:

alpha is a scalar,

`sub(A)` is a *n*-by-*n* distributed symmetric matrix, `sub(A)=A(ia:ia+n-1, ja:ja+n-1)`,

`sub(x)` and `sub(y)` are distributed vectors.

`sub(x)` denotes `X(ix, jx:jx+n-1)` if `incx = m_x`, and `X(ix: ix+n-1, jx)` if `incx = 1`,

`sub(y)` denotes `Y(iy, jy:jy+n-1)` if `incy = m_y`, and `Y(iy: iy+n-1, jy)` if `incy = 1`.

Input Parameters

<i>uplo</i>	<p>(global) CHARACTER*1. Specifies whether the upper or lower triangular part of the distributed symmetric matrix $\text{sub}(A)$ is used:</p> <p>If <i>uplo</i> = 'U' or 'u', then the upper triangular part of the $\text{sub}(A)$ is used.</p> <p>If <i>uplo</i> = 'L' or 'l', then the low triangular part of the $\text{sub}(A)$ is used.</p>
<i>n</i>	<p>(global) INTEGER. Specifies the order of the distributed matrix $\text{sub}(A)$, $n \geq 0$.</p>
<i>alpha</i>	<p>(global) REAL for pssyr2 DOUBLE REAL for pdsyr2 Specifies the scalar <i>alpha</i>.</p>
<i>x</i>	<p>(local) REAL for pssyr2 DOUBLE REAL for pdsyr2 Array, DIMENSION at least $(j_x-1)*m_x + ix + (n-1)*\text{abs}(incx)$. This array contains the entries of the distributed vector $\text{sub}(x)$.</p>
<i>ix, jx</i>	<p>(global) INTEGER. The row and column indices in the distributed matrix <i>x</i> indicating the first row and the first column of the submatrix $\text{sub}(x)$, respectively.</p>
<i>descx</i>	<p>(global and local) INTEGER array of dimension 8. The array descriptor of the distributed matrix <i>x</i>.</p>
<i>incx</i>	<p>(global) INTEGER. Specifies the increment for the elements of $\text{sub}(x)$. Only two values are supported, namely 1 and m_x. <i>incx</i> must not be zero.</p>
<i>y</i>	<p>(local) REAL for pssyr2 DOUBLE REAL for pdsyr2 Array, DIMENSION at least $(j_y-1)*m_y + iy + (n-1)*\text{abs}(incy)$. This array contains the entries of the distributed vector $\text{sub}(y)$.</p>

<i>iy, jy</i>	(global) INTEGER. The row and column indices in the distributed matrix <i>Y</i> indicating the first row and the first column of the submatrix <i>sub(Y)</i> , respectively.
<i>descy</i>	(global and local) INTEGER array of dimension 8. The array descriptor of the distributed matrix <i>Y</i> .
<i>incy</i>	(global) INTEGER. Specifies the increment for the elements of <i>sub(Y)</i> . Only two values are supported, namely 1 and <i>m_y.incy</i> must not be zero.
<i>a</i>	(local) REAL for <i>pssyr2</i> DOUBLE REAL for <i>pdsyr2</i> Array, DIMENSION (<i>lld_a</i> , <i>LOCq(ja+n-1)</i>). This array contains the local pieces of the distributed matrix <i>sub(A)</i> . Before entry with <i>uplo</i> = 'U' or 'u', the <i>n</i> -by- <i>n</i> upper triangular part of the distributed matrix <i>sub(A)</i> must contain the upper triangular part of the distributed symmetric matrix and the strictly lower triangular part of <i>sub(A)</i> is not referenced, and with <i>uplo</i> = 'L' or 'l', the <i>n</i> -by- <i>n</i> lower triangular part of the distributed matrix <i>sub(A)</i> must contain the lower triangular part of the distributed symmetric matrix and the strictly upper triangular part of <i>sub(A)</i> is not referenced.
<i>ia, ja</i>	(global) INTEGER. The row and column indices in the distributed matrix <i>A</i> indicating the first row and the first column of the submatrix <i>sub(A)</i> , respectively.
<i>desca</i>	(global and local) INTEGER array of dimension 8. The array descriptor of the distributed matrix <i>A</i> .

Output Parameters

<i>a</i>	With <i>uplo</i> = 'U' or 'u', the upper triangular part of the array <i>a</i> is overwritten by the upper triangular part of the updated distributed matrix <i>sub(A)</i> . With <i>uplo</i> = 'L' or 'l', the lower triangular part of the array <i>a</i> is overwritten by the lower triangular part of the updated distributed matrix <i>sub(A)</i> .
----------	--

p?trmv

Computes a distributed matrix-vector product using a triangular matrix.

Syntax

```
call pstrmv(uplo, trans, diag, n, a, ia, ja, desca, x, ix, jx, descx, incx)
call pdtrmv(uplo, trans, diag, n, a, ia, ja, desca, x, ix, jx, descx, incx)
call pctrmv(uplo, trans, diag, n, a, ia, ja, desca, x, ix, jx, descx, incx)
call pztrmv(uplo, trans, diag, n, a, ia, ja, desca, x, ix, jx, descx, incx)
```

Description

The p?trmv routines perform one of the following distributed matrix-vector operations defined as

$\text{sub}(x) := \text{sub}(A) * \text{sub}(x)$, or $\text{sub}(x) := \text{sub}(A)^T * \text{sub}(x)$, or $\text{sub}(x) := \text{conjg}(\text{sub}(A)^T) * \text{sub}(x)$,

where:

$\text{sub}(A)$ is a n -by- n unit, or non-unit, upper or lower triangular distributed matrix, $\text{sub}(A) = A(\text{ia}:\text{ia}+n-1, \text{ja}:\text{ja}+n-1)$,

$\text{sub}(x)$ is an n -element distributed vector.

$\text{sub}(x)$ denotes $X(\text{ix}, \text{jx}:\text{jx}+n-1)$ if $\text{incx} = m_x$, and $X(\text{ix}:\text{ix}+n-1, \text{jx})$ if $\text{incx} = 1$,

Input Parameters

uplo (global) CHARACTER*1. Specifies whether the distributed matrix $\text{sub}(A)$ is upper or lower triangular:
 if *uplo* = 'U' or 'u', then the matrix is upper triangular;
 if *uplo* = 'L' or 'l', then the matrix is low triangular.

trans (global) CHARACTER*1. Specifies the form of $\text{op}(\text{sub}(A))$ used in the matrix equation:
 if *transa* = 'N' or 'n', then $\text{sub}(x) := \text{sub}(A) * \text{sub}(x)$;
 if *transa* = 'T' or 't', then $\text{sub}(x) := \text{sub}(A)^T * \text{sub}(x)$;
 if *transa* = 'C' or 'c', then $\text{sub}(x) := \text{conjg}(\text{sub}(A)^T) * \text{sub}(x)$.

<i>diag</i>	<p>(global) CHARACTER*1. Specifies whether the matrix $\text{sub}(A)$ is unit triangular: if <i>diag</i> = 'U' or 'u' then the matrix is unit triangular; if <i>diag</i> = 'N' or 'n', then the matrix is not unit triangular.</p>
<i>n</i>	<p>(global) INTEGER. Specifies the order of the distributed matrix $\text{sub}(A)$, $n \geq 0$.</p>
<i>a</i>	<p>(local) REAL for pstrmv DOUBLE PRECISION for pdtrmv COMPLEX for pctrmv DOUBLE COMPLEX for pztrmv Array, DIMENSION at least (<i>lld_a</i>, LOCq(1, <i>ja</i>+<i>n</i>-1)). Before entry with <i>uplo</i> = 'U' or 'u', this array contains the local entries corresponding to the entries of the upper triangular distributed matrix $\text{sub}(A)$, and the local entries corresponding to the entries of the strictly lower triangular part of the distributed matrix $\text{sub}(A)$ is not referenced. Before entry with <i>uplo</i> = 'L' or 'l', this array contains the local entries corresponding to the entries of the lower triangular distributed matrix $\text{sub}(A)$, and the local entries corresponding to the entries of the strictly upper triangular part of the distributed matrix $\text{sub}(A)$ is not referenced. When <i>diag</i> = 'U' or 'u', the local entries corresponding to the diagonal elements of the submatrix $\text{sub}(A)$ are not referenced either, but are assumed to be unity.</p>
<i>ia, ja</i>	<p>(global) INTEGER. The row and column indices in the distributed matrix <i>A</i> indicating the first row and the first column of the submatrix $\text{sub}(A)$, respectively.</p>
<i>desca</i>	<p>(global and local) INTEGER array of dimension 8. The array descriptor of the distributed matrix <i>A</i>.</p>
<i>x</i>	<p>(local) REAL for pstrmv DOUBLE PRECISION for pdtrmv COMPLEX for pctrmv DOUBLE COMPLEX for pztrmv Array, DIMENSION at least (<i>jx</i>-1)*<i>m_x</i> + <i>ix</i>+(<i>n</i>-1)*abs(<i>incx</i>)). This array contains the entries of the distributed vector $\text{sub}(x)$.</p>

<i>ix, jx</i>	(global) <code>INTEGER</code> . The row and column indices in the distributed matrix <i>x</i> indicating the first row and the first column of the submatrix <code>sub(x)</code> , respectively.
<i>descx</i>	(global and local) <code>INTEGER</code> array of dimension 8. The array descriptor of the distributed matrix <i>x</i> .
<i>incx</i>	(global) <code>INTEGER</code> . Specifies the increment for the elements of <code>sub(x)</code> . Only two values are supported, namely 1 and <code>m_x</code> . <i>incx</i> must not be zero.

Output Parameters

<i>x</i>	Overwritten by the transformed distributed vector <code>sub(x)</code> .
----------	---

p?trsv

Solves a system of linear equations whose coefficients are in a distributed triangular matrix.

Syntax

```
call pstrsv(uplo, trans, diag, n, a, ia, ja, desca, x, ix, jx, descx, incx)
call pdtrsv(uplo, trans, diag, n, a, ia, ja, desca, x, ix, jx, descx, incx)
call pctrsv(uplo, trans, diag, n, a, ia, ja, desca, x, ix, jx, descx, incx)
call pztrsv(uplo, trans, diag, n, a, ia, ja, desca, x, ix, jx, descx, incx)
```

Description

The `p?trsv` routines solve one of the systems of equations:

`sub(A)*sub(x) = b`, or `sub(A)'*sub(x) = b`, or `conjg(sub(A)')*sub(x) = b`,

where:

`sub(A)` is a *n*-by-*n* unit, or non-unit, upper or lower triangular distributed matrix, `sub(A) = A(ia:ia+n-1, ja:ja+n-1)`,

b and `sub(x)` are *n*-element distributed vectors,

`sub(x)` denotes `X(ix, jx:jx+n-1)` if `incx = m_x`, and `X(ix: ix+n-1, jx)` if `incx = 1`,.

The routine does not test for singularity or near-singularity. Such tests must be performed before calling this routine.

Input Parameters

<i>uplo</i>	(global) CHARACTER*1. Specifies whether the distributed matrix <code>sub(A)</code> is upper or lower triangular: if <i>uplo</i> = 'U' or 'u', then the matrix is upper triangular; if <i>uplo</i> = 'L' or 'l', then the matrix is low triangular.
<i>trans</i>	(global) CHARACTER*1. Specifies the form of the system of equations: if <i>transa</i> = 'N' or 'n', then <code>sub(A)*sub(x) = b</code> ; if <i>transa</i> = 'T' or 't', then <code>sub(A)'*sub(x) = b</code> ; if <i>transa</i> = 'C' or 'c', then <code>conjg(sub(A)')*sub(x) = b</code> .
<i>diag</i>	(global) CHARACTER*1. Specifies whether the matrix <code>sub(A)</code> is unit triangular: if <i>diag</i> = 'U' or 'u' then the matrix is unit triangular; if <i>diag</i> = 'N' or 'n', then the matrix is not unit triangular.
<i>n</i>	(global) INTEGER. Specifies the order of the distributed matrix <code>sub(A)</code> , $n \geq 0$.
<i>a</i>	(local) REAL for <code>pstrsv</code> DOUBLE PRECISION for <code>pdtrsv</code> COMPLEX for <code>pctrsv</code> DOUBLE COMPLEX for <code>pztrsv</code> Array, DIMENSION at least <code>(lld_a, LOCq(1, ja+n-1))</code> . Before entry with <i>uplo</i> = 'U' or 'u', this array contains the local entries corresponding to the entries of the upper triangular distributed matrix <code>sub(A)</code> , and the local entries corresponding to the entries of the strictly lower triangular part of the distributed matrix <code>sub(A)</code> is not referenced. Before entry with <i>uplo</i> = 'L' or 'l', this array contains the local entries corresponding to the entries of the lower triangular distributed matrix <code>sub(A)</code> , and the local entries corresponding to the entries of the strictly upper triangular part of the distributed matrix <code>sub(A)</code> is not referenced. When <i>diag</i> = 'U' or 'u', the local entries corresponding to the diagonal elements of the submatrix <code>sub(A)</code> are not referenced either, but are assumed to be unity.

<i>ia, ja</i>	(global) INTEGER. The row and column indices in the distributed matrix <i>A</i> indicating the first row and the first column of the submatrix <i>sub(A)</i> , respectively.
<i>desca</i>	(global and local) INTEGER array of dimension 8. The array descriptor of the distributed matrix <i>A</i> .
<i>x</i>	(local) REAL for pstrsv DOUBLE PRECISION for pdtrsv COMPLEX for pctrsv DOUBLE COMPLEX for pztrsv Array, DIMENSION at least $(jx-1)*m_x + ix + (n-1)*abs(incx)$. This array contains the entries of the distributed vector <i>sub(x)</i> . Before entry, <i>sub(x)</i> must contain the <i>n</i> -element right-hand side distributed vector <i>b</i> .
<i>ix, jx</i>	(global) INTEGER. The row and column indices in the distributed matrix <i>x</i> indicating the first row and the first column of the submatrix <i>sub(x)</i> , respectively.
<i>descx</i>	(global and local) INTEGER array of dimension 8. The array descriptor of the distributed matrix <i>x</i> .
<i>incx</i>	(global) INTEGER. Specifies the increment for the elements of <i>sub(x)</i> . Only two values are supported, namely 1 and <i>m_x</i> . <i>incx</i> must not be zero.

Output Parameters

<i>x</i>	Overwritten with the solution vector.
----------	---------------------------------------

PBLAS Level 3 Routines

PBLAS Level 3 routines perform distributed matrix-matrix operations. [Table 2-3](#) lists the PBLAS Level 3 routine groups and the data types associated with them.

Table 12-3 PBLAS Level 3 Routine Groups and Their Data Types

Routine Group	Data Types	Description
p?gemm	s, d, c, z	Distributed matrix-matrix product of general matrices

Routine Group	Data Types	Description
p?hemm	c, z	Distributed matrix-matrix product, one matrix is Hermitian
p?herk	c, z	Rank-k update of a distributed Hermitian matrix
p?her2k	c, z	Rank-2k update of a distributed Hermitian matrix
p?symb	s, d, c, z	Matrix-matrix product of distributed symmetric matrices
p?syrk	s, d, c, z	Rank-k update of a distributed symmetric matrix
p?syr2k	s, d, c, z	Rank-2k update of a distributed symmetric matrix
p?tran	s, d	Transposition of a real distributed matrix
p?tranc	c, z	Transposition of a complex distributed matrix (conjugated)
p?tranu	c, z	Transposition of a complex distributed matrix
p?trmm	s, d, c, z	Distributed matrix-matrix product, one matrix is triangular
p?trsm	s, d, c, z	Solution of a distributed matrix equation, one matrix is triangular

p?gemm

Computes a scalar-matrix-matrix product and adds the result to a scalar-matrix product for distributed matrices.

Syntax

```
call psgemm(transa, transb, m, n, k, alpha, a, ia, ja, desca, b, ib, jb, descb,
beta, c, ic, jc, descc)

call pdgemm(transa, transb, m, n, k, alpha, a, ia, ja, desca, b, ib, jb, descb,
beta, c, ic, jc, descc)
```

```
call pcgemm(transa, transb, m, n, k, alpha, a, ia, ja, desca, b, ib, jb, descb,
beta, c, ic, jc, descc)
```

```
call pzgemm(transa, transb, m, n, k, alpha, a, ia, ja, desca, b, ib, jb, descb,
beta, c, ic, jc, descc)
```

Description

The `p?gemm` routines perform a matrix-matrix operation with general distributed matrices. The operation is defined as

$$\text{sub}(C) := \alpha * \text{op}(\text{sub}(A)) * \text{op}(\text{sub}(B)) + \beta * \text{sub}(C),$$

where:

$\text{op}(x)$ is one of $\text{op}(x) = x$, or $\text{op}(x) = x'$,

α and β are scalars,

$\text{sub}(A) = A(\text{ia}:\text{ia}+m-1, \text{ja}:\text{ja}+k-1)$, $\text{sub}(B) = B(\text{ib}:\text{ib}+k-1, \text{jb}:\text{jb}+n-1)$, and $\text{sub}(C) = C(\text{ic}:\text{ic}+m-1, \text{jc}:\text{jc}+n-1)$, are distributed matrices.

Input Parameters

<i>transa</i>	(global) CHARACTER*1. Specifies the form of $\text{op}(\text{sub}(A))$ used in the matrix multiplication: if <i>transa</i> = 'N' or 'n', then $\text{op}(\text{sub}(A)) = \text{sub}(A)$; if <i>transa</i> = 'T' or 't', then $\text{op}(\text{sub}(A)) = \text{sub}(A)'$; if <i>transa</i> = 'C' or 'c', then $\text{op}(\text{sub}(A)) = \text{sub}(A)'$.
<i>transb</i>	(global) CHARACTER*1. Specifies the form of $\text{op}(\text{sub}(B))$ used in the matrix multiplication: if <i>transb</i> = 'N' or 'n', then $\text{op}(\text{sub}(B)) = \text{sub}(B)$; if <i>transb</i> = 'T' or 't', then $\text{op}(\text{sub}(B)) = \text{sub}(B)'$; if <i>transb</i> = 'C' or 'c', then $\text{op}(\text{sub}(B)) = \text{sub}(B)'$.
<i>m</i>	(global) INTEGER. Specifies the number of rows of the distributed matrices $\text{op}(\text{sub}(A))$ and $\text{sub}(C)$, $m \geq 0$.
<i>n</i>	(global) INTEGER. Specifies the number of columns of the distributed matrices $\text{op}(\text{sub}(B))$ and $\text{sub}(C)$, $n \geq 0$. The value of <i>n</i> must be at least zero.
<i>k</i>	(global) INTEGER. Specifies the number of columns of the distributed matrix $\text{op}(\text{sub}(A))$ and the number of rows of the distributed matrix $\text{op}(\text{sub}(B))$.

<i>alpha</i>	<p>The value of k must be greater than or equal to 0.</p> <p>(global) REAL for psgemm DOUBLE PRECISION for pdgemm COMPLEX for pcgemm DOUBLE COMPLEX for pzgemm Specifies the scalar <i>alpha</i>. When <i>alpha</i> is equal to zero, then the local entries of the arrays <i>a</i> and <i>b</i> corresponding to the entries of the submatrices <i>sub(A)</i> and <i>sub(B)</i> respectively need not be set on input.</p>
<i>a</i>	<p>(local) REAL for psgemm DOUBLE PRECISION for pdgemm COMPLEX for pcgemm DOUBLE COMPLEX for pzgemm Array, DIMENSION (<i>lld_a</i>, <i>kla</i>), where <i>kla</i> is LOCc(<i>ja</i>+<i>k</i>-1) when <i>transa</i> = 'N' or 'n', and is LOCq(<i>ja</i>+<i>m</i>-1) otherwise. Before entry this array must contain the local pieces of the distributed matrix <i>sub(A)</i>.</p>
<i>ia, ja</i>	<p>(global) INTEGER. The row and column indices in the distributed matrix <i>A</i> indicating the first row and the first column of the submatrix <i>sub(A)</i>, respectively</p>
<i>desca</i>	<p>(global and local) INTEGER array of dimension 8. The array descriptor of the distributed matrix <i>A</i>.</p>
<i>b</i>	<p>(local)REAL for psgemm DOUBLE PRECISION for pdgemm COMPLEX for pcgemm DOUBLE COMPLEX for pzgemm Array, DIMENSION (<i>lld_b</i>, <i>klb</i>), where <i>klb</i> is LOCc(<i>jb</i>+<i>n</i>-1) when <i>transb</i> = 'N' or 'n', and is LOCq(<i>jb</i>+<i>k</i>-1) otherwise. Before entry this array must contain the local pieces of the distributed matrix <i>sub(B)</i>.</p>
<i>ib, jb</i>	<p>(global) INTEGER. The row and column indices in the distributed matrix <i>B</i> indicating the first row and the first column of the submatrix <i>sub(B)</i>, respectively</p>
<i>descb</i>	<p>(global and local) INTEGER array of dimension 8. The array descriptor of the distributed matrix <i>B</i>.</p>

<i>beta</i>	<p>(global) REAL for psgemm DOUBLE PRECISION for pdgemm COMPLEX for pcgemm DOUBLE COMPLEX for pzgemm Specifies the scalar <i>beta</i>. When <i>beta</i> is equal to zero, then <code>sub(C)</code> need not be set on input.</p>
<i>c</i>	<p>(local)REAL for psgemm DOUBLE PRECISION for pdgemm COMPLEX for pcgemm DOUBLE COMPLEX for pzgemm Array, DIMENSION (<i>lld_a</i>, <i>LOCq(jc+n-1)</i>). Before entry this array must contain the local pieces of the distributed matrix <code>sub(C)</code>.</p>
<i>ic, jc</i>	<p>(global) INTEGER. The row and column indices in the distributed matrix <i>c</i> indicating the first row and the first column of the submatrix <code>sub(C)</code>, respectively</p>
<i>desc</i>	<p>(global and local) INTEGER array of dimension 8. The array descriptor of the distributed matrix <i>c</i>.</p>

Output Parameters

<i>c</i>	<p>Overwritten by the <i>m</i>-by-<i>n</i> distributed matrix $\alpha * \text{op}(\text{sub}(A)) * \text{op}(\text{sub}(B)) + \text{beta} * \text{sub}(C)$.</p>
----------	---

p?hemm

Performs a scalar-matrix-matrix product (one matrix operand is Hermitian) and adds the result to a scalar-matrix product.

Syntax

```
call pchemm(side, uplo, m, n, alpha, a, ia, ja, desca, b, ib, jb, descb, beta,
c, ic, jc, descc)

call pzhemm(side, uplo, m, n, alpha, a, ia, ja, desca, b, ib, jb, descb, beta,
c, ic, jc, descc)
```

Description

The `p?hemm` routines perform a matrix-matrix operation with distributed matrices. The operation is defined as

$$\text{sub}(C) := \alpha * \text{sub}(A) * \text{sub}(B) + \beta * \text{sub}(C),$$

or

$$\text{sub}(C) := \alpha * \text{sub}(B) * \text{sub}(A) + \beta * \text{sub}(C),$$

where:

alpha and *beta* are scalars,

sub(A) is a Hermitian distributed matrix, *sub(A)* = *A(ia:ia+m-1, ja:ja+m-1)*, if *side* = 'L', and *sub(A)* = *A(ia:ia+n-1, ja:ja+n-1)*, if *side* = 'R'.

sub(B) and *sub(C)* are *m*-by-*n* distributed matrices.

sub(B) = *B(ib:ib+m-1, jb:jb+n-1)*, *sub(C)* = *C(ic:ic+m-1, jc:jc+n-1)*.

Input Parameters

<i>side</i>	(global) CHARACTER*1. Specifies whether the Hermitian distributed matrix <i>sub(A)</i> appears on the left or right in the operation: if <i>side</i> = 'L' or 'l', then <i>sub(C)</i> := <i>alpha</i> * <i>sub(A)</i> * <i>sub(B)</i> + <i>beta</i> * <i>sub(C)</i> ; if <i>side</i> = 'R' or 'r', then <i>sub(C)</i> := <i>alpha</i> * <i>sub(B)</i> * <i>sub(A)</i> + <i>beta</i> * <i>sub(C)</i> .
<i>uplo</i>	(global) CHARACTER*1. Specifies whether the upper or lower triangular part of the Hermitian distributed matrix <i>sub(A)</i> is used: if <i>uplo</i> = 'U' or 'u', then the upper triangular part is used; if <i>uplo</i> = 'L' or 'l', then the lower triangular part is used.
<i>m</i>	(global) INTEGER. Specifies the number of rows of the distribute submatrix <i>sub(C)</i> , <i>m</i> ≥ 0.
<i>n</i>	(global) INTEGER. Specifies the number of columns of the distribute submatrix <i>sub(C)</i> , <i>n</i> ≥ 0.
<i>alpha</i>	(global) COMPLEX for <code>pchemm</code> DOUBLE COMPLEX for <code>pzhemm</code>

	Specifies the scalar <i>alpha</i> .
<i>a</i>	(local) COMPLEX for pchemm DOUBLE COMPLEX for pzchemm Array, DIMENSION (<i>lld_a</i> , LOCq(<i>ja+na-1</i>)). Before entry this array must contain the local pieces of the symmetric distributed matrix sub(<i>A</i>), such that when <i>uplo</i> = 'U' or 'u', the <i>na-by-na</i> upper triangular part of the distributed matrix sub(<i>A</i>) must contain the upper triangular part of the Hermitian distributed matrix and the strictly lower triangular part of sub(<i>A</i>) is not referenced, and when <i>uplo</i> = 'L' or 'l', the <i>na-by-na</i> lower triangular part of the distributed matrix sub(<i>A</i>) must contain the lower triangular part of the Hermitian distributed matrix and the strictly upper triangular part of sub(<i>A</i>) is not referenced.
<i>ia, ja</i>	(global) INTEGER. The row and column indices in the distributed matrix <i>A</i> indicating the first row and the first column of the submatrix sub(<i>A</i>), respectively
<i>desca</i>	(global and local) INTEGER array of dimension 8. The array descriptor of the distributed matrix <i>A</i> .
<i>b</i>	(local) COMPLEX for pchemm DOUBLE COMPLEX for pzchemm Array, DIMENSION (<i>lld_b</i> , LOCq(<i>jb+n-1</i>)). Before entry this array must contain the local pieces of the distributed matrix sub(<i>B</i>).
<i>ib, jb</i>	(global) INTEGER. The row and column indices in the distributed matrix <i>B</i> indicating the first row and the first column of the submatrix sub(<i>B</i>), respectively.
<i>descb</i>	(global and local) INTEGER array of dimension 8. The array descriptor of the distributed matrix <i>B</i> .
<i>beta</i>	(global) COMPLEX for pchemm DOUBLE COMPLEX for pzchemm Specifies the scalar <i>beta</i> . When <i>beta</i> is set to zero, then sub(<i>c</i>) need not be set on input.
<i>c</i>	(local) COMPLEX for pchemm DOUBLE COMPLEX for pzchemm

	Array, DIMENSION (lld_c, LOCq(jc+n-1)). Before entry this array must contain the local pieces of the distributed matrix sub(C).
ic, jc	(global) INTEGER. The row and column indices in the distributed matrix c indicating the first row and the first column of the submatrix sub(C), respectively
descc	(global and local) INTEGER array of dimension 8. The array descriptor of the distributed matrix c.

Output Parameters

c	Overwritten by the m-by-n updated distributed matrix.
---	---

p?hemm

Performs a scalar-matrix-matrix product (one matrix operand is Hermitian) and adds the result to a scalar-matrix product.

Syntax

```
call pchemm(side, uplo, m, n, alpha, a, ia, ja, desca, b, ib, jb, descb, beta,
c, ic, jc, descc)

call pzhemm(side, uplo, m, n, alpha, a, ia, ja, desca, b, ib, jb, descb, beta,
c, ic, jc, descc)
```

Description

The p?hemm routines perform a matrix-matrix operation with distributed matrices. The operation is defined as

$\text{sub}(C) := \alpha * \text{sub}(A) * \text{sub}(B) + \text{beta} * \text{sub}(C),$

or

$\text{sub}(C) := \alpha * \text{sub}(B) * \text{sub}(A) + \text{beta} * \text{sub}(C),$

where:

alpha and *beta* are scalars,

sub(A) is a Hermitian distributed matrix, $\text{sub}(A) = A(ia:ia+m-1, ja:ja+m-1)$, if *side* = 'L', and $\text{sub}(A) = A(ia:ia+n-1, ja:ja+n-1)$, if *side* = 'R'.

$\text{sub}(B)$ and $\text{sub}(C)$ are m -by- n distributed matrices.

$\text{sub}(B) = B(ib:ib+m-1, jb:jb+n-1)$, $\text{sub}(C) = C(ic:ic+m-1, jc:jc+n-1)$.

Input Parameters

<i>side</i>	(global) CHARACTER*1. Specifies whether the Hermitian distributed matrix $\text{sub}(A)$ appears on the left or right in the operation: if <i>side</i> = 'L' or 'l', then $\text{sub}(C) := \alpha * \text{sub}(A) * \text{sub}(B) + \beta * \text{sub}(C)$; if <i>side</i> = 'R' or 'r', then $\text{sub}(C) := \alpha * \text{sub}(B) * \text{sub}(A) + \beta * \text{sub}(C)$.
<i>uplo</i>	(global) CHARACTER*1. Specifies whether the upper or lower triangular part of the Hermitian distributed matrix $\text{sub}(A)$ is used: if <i>uplo</i> = 'U' or 'u', then the upper triangular part is used; if <i>uplo</i> = 'L' or 'l', then the lower triangular part is used.
<i>m</i>	(global) INTEGER. Specifies the number of rows of the distribute submatrix $\text{sub}(C)$, $m \geq 0$.
<i>n</i>	(global) INTEGER. Specifies the number of columns of the distribute submatrix $\text{sub}(C)$, $n \geq 0$.
<i>alpha</i>	(global) COMPLEX for pchemm DOUBLE COMPLEX for pzhemm Specifies the scalar <i>alpha</i> .
<i>a</i>	(local) COMPLEX for pchemm DOUBLE COMPLEX for pzhemm Array, DIMENSION (<i>lld_a</i> , $\text{LOCq}(ja+na-1)$). Before entry this array must contain the local pieces of the symmetric distributed matrix $\text{sub}(A)$, such that when <i>uplo</i> = 'U' or 'u', the na -by- na upper triangular part of the distributed matrix $\text{sub}(A)$ must contain the upper triangular part of the Hermitian distributed matrix and the strictly lower triangular part of $\text{sub}(A)$ is not referenced, and when <i>uplo</i> = 'L' or 'l', the na -by- na lower triangular part of

	the distributed matrix $\text{sub}(A)$ must contain the lower triangular part of the Hermitian distributed matrix and the strictly upper triangular part of $\text{sub}(A)$ is not referenced.
<i>ia, ja</i>	(global) INTEGER. The row and column indices in the distributed matrix <i>A</i> indicating the first row and the first column of the submatrix $\text{sub}(A)$, respectively
<i>desca</i>	(global and local) INTEGER array of dimension 8. The array descriptor of the distributed matrix <i>A</i> .
<i>b</i>	(local) COMPLEX for pchemm DOUBLE COMPLEX for pzhemm Array, DIMENSION (<i>lld_b</i> , <i>LOCq(jb+n-1)</i>). Before entry this array must contain the local pieces of the distributed matrix $\text{sub}(B)$.
<i>ib, jb</i>	(global) INTEGER. The row and column indices in the distributed matrix <i>B</i> indicating the first row and the first column of the submatrix $\text{sub}(B)$, respectively.
<i>descb</i>	(global and local) INTEGER array of dimension 8. The array descriptor of the distributed matrix <i>B</i> .
<i>beta</i>	(global) COMPLEX for pchemm DOUBLE COMPLEX for pzhemm Specifies the scalar <i>beta</i> . When <i>beta</i> is set to zero, then $\text{sub}(C)$ need not be set on input.
<i>c</i>	(local) COMPLEX for pchemm DOUBLE COMPLEX for pzhemm Array, DIMENSION (<i>lld_c</i> , <i>LOCq(jc+n-1)</i>). Before entry this array must contain the local pieces of the distributed matrix $\text{sub}(C)$.
<i>ic, jc</i>	(global) INTEGER. The row and column indices in the distributed matrix <i>C</i> indicating the first row and the first column of the submatrix $\text{sub}(C)$, respectively
<i>descc</i>	(global and local) INTEGER array of dimension 8. The array descriptor of the distributed matrix <i>C</i> .

Output Parameters

<i>c</i>	Overwritten by the <i>m</i> -by- <i>n</i> updated distributed matrix.
----------	---

p?herk

Performs a rank-k update of a distributed Hermitian matrix.

Syntax

```
call pcherk(uplo, trans, n, k, alpha, a, ia, ja, desca, beta, c, ic, jc, descc)
call pzherk(uplo, trans, n, k, alpha, a, ia, ja, desca, beta, c, ic, jc, descc)
```

Description

The p?herk routines perform a distributed matrix-matrix operation defined as

$$\text{sub}(C) := \alpha * \text{sub}(A) * \text{conjg}(\text{sub}(A)') + \beta * \text{sub}(C),$$

or

$$\text{sub}(C) := \alpha * \text{conjg}(\text{sub}(A)') * \text{sub}(A) + \beta * \text{sub}(C),$$

where:

alpha and *beta* are scalars,

sub(C) is an *n*-by-*n* Hermitian distributed matrix, $\text{sub}(C) = C(\text{ic}:\text{ic}+n-1, \text{jc}:\text{jc}+n-1)$.

sub(A) is a distributed matrix, $\text{sub}(A) = A(\text{ia}:\text{ia}+n-1, \text{ja}:\text{ja}+k-1)$, if *trans* = 'N' or 'n', and $\text{sub}(A) = A(\text{ia}:\text{ia}+k-1, \text{ja}:\text{ja}+n-1)$ otherwise.

Input Parameters

<i>uplo</i>	(global) CHARACTER*1. Specifies whether the upper or lower triangular part of the Hermitian distributed matrix <i>sub(C)</i> is used: If <i>uplo</i> = 'U' or 'u', then the upper triangular part of the <i>sub(C)</i> is used. If <i>uplo</i> = 'L' or 'l', then the low triangular part of the <i>sub(C)</i> is used.
<i>trans</i>	(global) CHARACTER*1. Specifies the operation: if <i>trans</i> = 'N' or 'n', then $\text{sub}(C) := \alpha * \text{sub}(A) * \text{conjg}(\text{sub}(A)') + \beta * \text{sub}(C);$ if <i>trans</i> = 'C' or 'c', then $\text{sub}(C) := \alpha * \text{conjg}(\text{sub}(A)') * \text{sub}(A) + \beta * \text{sub}(C).$

<i>n</i>	(global) INTEGER. Specifies the order of the distributed matrix <code>sub(C)</code> , $n \geq 0$.
<i>k</i>	(global) INTEGER. On entry with <code>trans = 'N' or 'n'</code> , <i>k</i> specifies the number of columns of the distributed matrix <code>sub(A)</code> , and on entry with <code>trans = 'T' or 't' or 'C' or 'c'</code> , <i>k</i> specifies the number of rows of the distributed matrix <code>sub(A)</code> , $k \geq 0$.
<i>alpha</i>	(global) REAL for <code>pcherk</code> DOUBLE PRECISION for <code>pzherk</code> Specifies the scalar <i>alpha</i> .
<i>a</i>	(local) COMPLEX for <code>pcherk</code> DOUBLE COMPLEX for <code>pzherk</code> Array, DIMENSION (<code>lld_a</code> , <code>kla</code>), where <code>kla</code> is <code>LOCq(ja+k-1)</code> when <code>trans = 'N' or 'n'</code> , and is <code>LOCq(ja+n-1)</code> otherwise. Before entry with <code>trans = 'N' or 'n'</code> , this array contains the local pieces of the distributed matrix <code>sub(A)</code> .
<i>ia, ja</i>	(global) INTEGER. The row and column indices in the distributed matrix <i>A</i> indicating the first row and the first column of the submatrix <code>sub(A)</code> , respectively.
<i>desca</i>	(global and local) INTEGER array of dimension 8. The array descriptor of the distributed matrix <i>A</i> .
<i>beta</i>	(global) REAL for <code>pcherk</code> DOUBLE PRECISION for <code>pzherk</code> Specifies the scalar <i>beta</i> .
<i>c</i>	(local) COMPLEX for <code>pcherk</code> DOUBLE COMPLEX for <code>pzherk</code> Array, DIMENSION (<code>lld_c</code> , <code>LOCq(jc+n-1)</code>). Before entry with <code>uplo = 'U' or 'u'</code> , this array contains <i>n</i> -by- <i>n</i> upper triangular part of the symmetric distributed matrix <code>sub(C)</code> and its strictly lower triangular part is not referenced. Before entry with <code>uplo = 'L' or 'l'</code> , this array contains <i>n</i> -by- <i>n</i> lower triangular part of the symmetric distributed matrix <code>sub(C)</code> and its strictly upper triangular part is not referenced.

ic, jc (global) INTEGER. The row and column indices in the distributed matrix *C* indicating the first row and the first column of the submatrix *sub(C)*, respectively.

desc (global and local) INTEGER array of dimension 8. The array descriptor of the distributed matrix *C*.

Output Parameters

C With *uplo* = 'U' or 'u', the upper triangular part of *sub(C)* is overwritten by the upper triangular part of the updated distributed matrix.
 With *uplo* = 'L' or 'l', the lower triangular part of *sub(C)* is overwritten by the upper triangular part of the updated distributed matrix.

p?her2k

Performs a rank-2k update of a Hermitian distributed matrix.

Syntax

FORTAN 77:

```
call pcher2k(uplo, trans, n, k, alpha, a, ia, ja, desca, beta, c, ic, jc,
             desc)
```

```
call pzher2k(uplo, trans, n, k, alpha, a, ia, ja, desca, beta, c, ic, jc,
             desc)
```

Description

The p?her2k routines perform a distributed matrix-matrix operation defined as

$$\text{sub}(C) := \alpha * \text{sub}(A) * \text{conjg}(\text{sub}(B)^T) + \text{conjg}(\alpha) * \text{sub}(B) * \text{conjg}(\text{sub}(A)^T) + \beta * \text{sub}(C),$$

or

$$\text{sub}(C) := \alpha * \text{conjg}(\text{sub}(A)^T) * \text{sub}(A) + \text{conjg}(\alpha) * \text{conjg}(\text{sub}(B)^T) * \text{sub}(B) + \beta * \text{sub}(C),$$

where:

alpha and *beta* are scalars,

sub(C) is an *n*-by-*n* Hermitian distributed matrix, $\text{sub}(C) = C(ic:ic+n-1, jc:jc+n-1)$.

`sub(A)` is a distributed matrix, `sub(A)=A(ia:ia+n-1, ja:ja+k-1)`, if `trans = 'N' or 'n'`, and `sub(A) = A(ia:ia+k-1, ja:ja+n-1)` otherwise.

`sub(B)` is a distributed matrix, `sub(B) = B(ib:ib+n-1, jb:jb+k-1)`, if `trans = 'N' or 'n'`, and `sub(B)=B(ib:ib+k-1, jb:jb+n-1)` otherwise.

Input Parameters

<code>uplo</code>	(global) CHARACTER*1. Specifies whether the upper or lower triangular part of the Hermitian distributed matrix <code>sub(C)</code> is used: If <code>uplo = 'U' or 'u'</code> , then the upper triangular part of the <code>sub(C)</code> is used. If <code>uplo = 'L' or 'l'</code> , then the low triangular part of the <code>sub(C)</code> is used.
<code>trans</code>	(global) CHARACTER*1. Specifies the operation: if <code>trans = 'N' or 'n'</code> , then <code>sub(C) := alpha*sub(A)*conjg(sub(B)') + conjg(alpha)*sub(B)*conjg(sub(A)') + beta*sub(C)</code> ; if <code>trans = 'C' or 'c'</code> , then <code>sub(C) := alpha*conjg(sub(A)')*sub(A) + conjg(alpha)*conjg(sub(B)')*sub(A) + beta*sub(C)</code> .
<code>n</code>	(global) INTEGER. Specifies the order of the distributed matrix <code>sub(C)</code> , $n \geq 0$.
<code>k</code>	(global) INTEGER. On entry with <code>trans = 'N' or 'n'</code> , <code>k</code> specifies the number of columns of the distributed matrices <code>sub(A)</code> and <code>sub(B)</code> , and on entry with <code>trans = 'C' or 'c'</code> , <code>k</code> specifies the number of rows of the distributed matrices <code>sub(A)</code> and <code>sub(B)</code> , $k \geq 0$.
<code>alpha</code>	(global) COMPLEX for pcher2k DOUBLE COMPLEX for pzher2k Specifies the scalar <code>alpha</code> .
<code>a</code>	(local) COMPLEX for pcher2k DOUBLE COMPLEX for pzher2k

	<p>Array, DIMENSION (<i>lld_a</i>, <i>kla</i>), where <i>kla</i> is LOCq(<i>ja+k-1</i>) when <i>trans</i> = 'N' or 'n', and is LOCq(<i>ja+n-1</i>) otherwise. Before entry with <i>trans</i> = 'N' or 'n', this array contains the local pieces of the distributed matrix <i>sub(A)</i>.</p>
<i>ia, ja</i>	<p>(global) INTEGER. The row and column indices in the distributed matrix <i>A</i> indicating the first row and the first column of the submatrix <i>sub(A)</i>, respectively.</p>
<i>desca</i>	<p>(global and local) INTEGER array of dimension 8. The array descriptor of the distributed matrix <i>A</i>.</p>
<i>b</i>	<p>(local) COMPLEX for pcher2k DOUBLE COMPLEX for pzher2k Array, DIMENSION (<i>lld_b</i>, <i>k1b</i>), where <i>k1b</i> is LOCq(<i>jb+k-1</i>) when <i>trans</i> = 'N' or 'n', and is LOCq(<i>jb+n-1</i>) otherwise. Before entry with <i>trans</i> = 'N' or 'n', this array contains the local pieces of the distributed matrix <i>sub(B)</i>.</p>
<i>ib, jb</i>	<p>(global) INTEGER. The row and column indices in the distributed matrix <i>B</i> indicating the first row and the first column of the submatrix <i>sub(B)</i>, respectively.</p>
<i>descb</i>	<p>(global and local) INTEGER array of dimension 8. The array descriptor of the distributed matrix <i>B</i>.</p>
<i>beta</i>	<p>(global) REAL for pcher2k DOUBLE PRECISION for pzher2k Specifies the scalar <i>beta</i>.</p>
<i>c</i>	<p>(local) COMPLEX for pcher2k DOUBLE COMPLEX for pzher2k Array, DIMENSION (<i>lld_c</i>, LOCq(<i>jc+n-1</i>)). Before entry with <i>uplo</i> = 'U' or 'u', this array contains <i>n</i>-by-<i>n</i> upper triangular part of the symmetric distributed matrix <i>sub(C)</i> and its strictly lower triangular part is not referenced. Before entry with <i>uplo</i> = 'L' or 'l', this array contains <i>n</i>-by-<i>n</i> lower triangular part of the symmetric distributed matrix <i>sub(C)</i> and its strictly upper triangular part is not referenced.</p>

<i>ic, jc</i>	(global) INTEGER. The row and column indices in the distributed matrix <i>c</i> indicating the first row and the first column of the submatrix <i>sub(C)</i> , respectively.
<i>descc</i>	(global and local) INTEGER array of dimension 8. The array descriptor of the distributed matrix <i>c</i> .

Output Parameters

<i>c</i>	With <i>uplo</i> = 'U' or 'u', the upper triangular part of <i>sub(C)</i> is overwritten by the upper triangular part of the updated distributed matrix. With <i>uplo</i> = 'L' or 'l', the lower triangular part of <i>sub(C)</i> is overwritten by the upper triangular part of the updated distributed matrix.
----------	--

p?symm

Performs a scalar-matrix-matrix product (one matrix operand is symmetric) and adds the result to a scalar-matrix product for distribute matrices.

Syntax

FORTRAN 77:

```
call pssymm(side, uplo, m, n, alpha, a, ia, ja, desca, b, ib, jb, descb, beta,
c, ic, jc, descc)

call pdsymm(side, uplo, m, n, alpha, a, ia, ja, desca, b, ib, jb, descb, beta,
c, ic, jc, descc)

call pcsymm(side, uplo, m, n, alpha, a, ia, ja, desca, b, ib, jb, descb, beta,
c, ic, jc, descc)

call pzsymm(side, uplo, m, n, alpha, a, ia, ja, desca, b, ib, jb, descb, beta,
c, ic, jc, descc)
```

Description

The `p?s` routines perform a matrix-matrix operation with distributed matrices. The operation is defined as

$$\text{sub}(C) := \alpha * \text{sub}(A) * \text{sub}(B) + \beta * \text{sub}(C),$$

or

$\text{sub}(C) := \alpha * \text{sub}(B) * \text{sub}(A) + \beta * \text{sub}(C),$

where:

α and β are scalars,

$\text{sub}(A)$ is a symmetric distributed matrix, $\text{sub}(A) = A(\text{ia}:\text{ia}+m-1, \text{ja}:\text{ja}+m-1)$, if $\text{side} = 'L'$,
and $\text{sub}(A) = A(\text{ia}:\text{ia}+n-1, \text{ja}:\text{ja}+n-1)$, if $\text{side} = 'R'$.

$\text{sub}(B)$ and $\text{sub}(C)$ are m -by- n distributed matrices.

$\text{sub}(B) = B(\text{ib}:\text{ib}+m-1, \text{jb}:\text{jb}+n-1)$, $\text{sub}(C) = C(\text{ic}:\text{ic}+m-1, \text{jc}:\text{jc}+n-1)$.

Input Parameters

<i>side</i>	(global) CHARACTER*1. Specifies whether the symmetric distributed matrix $\text{sub}(A)$ appears on the left or right in the operation: if $\text{side} = 'L'$ or $'l'$, then $\text{sub}(C) := \alpha * \text{sub}(A) * \text{sub}(B) + \beta * \text{sub}(C);$ if $\text{side} = 'R'$ or $'r'$, then $\text{sub}(C) := \alpha * \text{sub}(B) * \text{sub}(A) + \beta * \text{sub}(C).$
<i>uplo</i>	(global) CHARACTER*1. Specifies whether the upper or lower triangular part of the symmetric distributed matrix $\text{sub}(A)$ is used: if $\text{uplo} = 'U'$ or $'u'$, then the upper triangular part is used; if $\text{uplo} = 'L'$ or $'l'$, then the lower triangular part is used.
<i>m</i>	(global) INTEGER. Specifies the number of rows of the distribute submatrix $\text{sub}(C)$, $m \geq 0$.
<i>n</i>	(global) INTEGER. Specifies the number of columns of the distribute submatrix $\text{sub}(C)$, $m \geq 0$.
<i>alpha</i>	(global) REAL for pssymm DOUBLE PRECISION for pdsymm COMPLEX for pcsymm DOUBLE COMPLEX for pzsymm Specifies the scalar α .
<i>a</i>	(local) REAL for pssymm DOUBLE PRECISION for pdsymm

	<p>COMPLEX for pcsymm DOUBLE COMPLEX for pzsymm Array, DIMENSION (lld_a, LOCq(ja+na-1)). Before entry this array must contain the local pieces of the symmetric distributed matrix sub(A), such that when uplo = 'U' or 'u', the na-by-na upper triangular part of the distributed matrix sub(A) must contain the upper triangular part of the symmetric distributed matrix and the strictly lower triangular part of sub(A) is not referenced, and when uplo = 'L' or 'l', the na-by-na lower triangular part of the distributed matrix sub(A) must contain the lower triangular part of the symmetric distributed matrix and the strictly upper triangular part of sub(A) is not referenced.</p>
ia, ja	<p>(global) INTEGER. The row and column indices in the distributed matrix A indicating the first row and the first column of the submatrix sub(A), respectively.</p>
desca	<p>(global and local) INTEGER array of dimension 8. The array descriptor of the distributed matrix A.</p>
b	<p>(local) REAL for pssymm DOUBLE PRECISION for pdsymm COMPLEX for pcsymm DOUBLE COMPLEX for pzsymm Array, DIMENSION (lld_b, LOCq(jb+n-1)). Before entry this array must contain the local pieces of the distributed matrix sub(B).</p>
ib, jb	<p>(global) INTEGER. The row and column indices in the distributed matrix B indicating the first row and the first column of the submatrix sub(B), respectively.</p>
descb	<p>(global and local) INTEGER array of dimension 8. The array descriptor of the distributed matrix B.</p>
beta	<p>(global) REAL for pssymm DOUBLE PRECISION for pdsymm COMPLEX for pcsymm DOUBLE COMPLEX for pzsymm Specifies the scalar beta. When beta is set to zero, then sub(C) need not be set on input.</p>

c (local) REAL for pssymm
 DOUBLE PRECISION for pdsymm
 COMPLEX for pcsymm
 DOUBLE COMPLEX for pzsymm
 Array, DIMENSION (*lld_c*, *LOCq(jc+n-1)*). Before entry this array must contain the local pieces of the distributed matrix *sub(C)* .

ic, jc (global) INTEGER. The row and column indices in the distributed matrix *C* indicating the first row and the first column of the submatrix *sub(C)* , respectively.

desc (global and local) INTEGER array of dimension 8. The array descriptor of the distributed matrix *C* .

Output Parameters

C Overwritten by the *m*-by-*n* updated matrix.

p?syrk

Performs a rank-k update of a symmetric distributed matrix.

Syntax

```
call pssyrk(uplo, trans, n, k, alpha, a, ia, ja, desca, beta, c, ic, jc, desc)
call pdsyrk(uplo, trans, n, k, alpha, a, ia, ja, desca, beta, c, ic, jc, desc)
call pcsyrk(uplo, trans, n, k, alpha, a, ia, ja, desca, beta, c, ic, jc, desc)
call pzsyk(uplo, trans, n, k, alpha, a, ia, ja, desca, beta, c, ic, jc, desc)
```

Description

The p?syrk routines perform a distributed matrix-matrix operation defined as

$\text{sub}(C) := \alpha * \text{sub}(A) * \text{sub}(A)^T + \beta * \text{sub}(C)$,

or

$\text{sub}(C) := \alpha * \text{sub}(A)^T * \text{sub}(A) + \beta * \text{sub}(C)$,

where:

alpha and *beta* are scalars,

$\text{sub}(C)$ is an n -by- n symmetric distributed matrix, $\text{sub}(C) = C(ic:ic+n-1, jc:jc+n-1)$.

$\text{sub}(A)$ is a distributed matrix, $\text{sub}(A) = A(ia:ia+n-1, ja:ja+k-1)$, if $trans = 'N'$ or $'n'$, and $\text{sub}(A) = A(ia:ia+k-1, ja:ja+n-1)$ otherwise.

Input Parameters

<i>uplo</i>	(global) CHARACTER*1. Specifies whether the upper or lower triangular part of the symmetric distributed matrix $\text{sub}(C)$ is used: If <i>uplo</i> = 'U' or 'u', then the upper triangular part of the $\text{sub}(C)$ is used. If <i>uplo</i> = 'L' or 'l', then the low triangular part of the $\text{sub}(C)$ is used.
<i>trans</i>	(global) CHARACTER*1. Specifies the operation: if <i>trans</i> = 'N' or 'n', then $\text{sub}(C) := \alpha * \text{sub}(A) * \text{sub}(A)^T + \beta * \text{sub}(C)$; if <i>trans</i> = 'T' or 't', then $\text{sub}(C) := \alpha * \text{sub}(A)^T * \text{sub}(A) + \beta * \text{sub}(C)$.
<i>n</i>	(global) INTEGER. Specifies the order of the distributed matrix $\text{sub}(C)$, $n \geq 0$.
<i>k</i>	(global) INTEGER. On entry with <i>trans</i> = 'N' or 'n', <i>k</i> specifies the number of columns of the distributed matrix $\text{sub}(A)$, and on entry with <i>trans</i> = 'T' or 't', <i>k</i> specifies the number of rows of the distributed matrix $\text{sub}(A)$, $k \geq 0$.
<i>alpha</i>	(global) REAL for pssyrk DOUBLE PRECISION for pdsyrk COMPLEX for pcsyrk DOUBLE COMPLEX for pzsyk Specifies the scalar <i>alpha</i> .
<i>a</i>	(local) REAL for pssyrk DOUBLE PRECISION for pdsyrk COMPLEX for pcsyrk DOUBLE COMPLEX for pzsyk

	<p>Array, DIMENSION (<i>lld_a</i>, <i>kla</i>), where <i>kla</i> is $\text{LOCq}(ja+k-1)$ when <i>trans</i> = 'N' or 'n', and is $\text{LOCq}(ja+n-1)$ otherwise. Before entry with <i>trans</i> = 'N' or 'n', this array contains the local pieces of the distributed matrix <i>sub(A)</i>.</p>
<i>ia, ja</i>	<p>(global) INTEGER. The row and column indices in the distributed matrix <i>A</i> indicating the first row and the first column of the submatrix <i>sub(A)</i>, respectively.</p>
<i>desca</i>	<p>(global and local) INTEGER array of dimension 8. The array descriptor of the distributed matrix <i>A</i>.</p>
<i>beta</i>	<p>(global) REAL for pssyrk DOUBLE PRECISION for pdsyrk COMPLEX for pcsyrk DOUBLE COMPLEX for pzsyk Specifies the scalar <i>beta</i>.</p>
<i>c</i>	<p>(local) REAL for pssyrk DOUBLE PRECISION for pdsyrk COMPLEX for pcsyrk DOUBLE COMPLEX for pzsyk Array, DIMENSION (<i>lld_c</i>, $\text{LOCq}(jc+n-1)$). Before entry with <i>uplo</i> = 'U' or 'u', this array contains <i>n</i>-by-<i>n</i> upper triangular part of the symmetric distributed matrix <i>sub(C)</i> and its strictly lower triangular part is not referenced. Before entry with <i>uplo</i> = 'L' or 'l', this array contains <i>n</i>-by-<i>n</i> lower triangular part of the symmetric distributed matrix <i>sub(C)</i> and its strictly upper triangular part is not referenced.</p>
<i>ic, jc</i>	<p>(global) INTEGER. The row and column indices in the distributed matrix <i>C</i> indicating the first row and the first column of the submatrix <i>sub(C)</i>, respectively.</p>
<i>descc</i>	<p>(global and local) INTEGER array of dimension 8. The array descriptor of the distributed matrix <i>C</i>.</p>

Output Parameters

c With *uplo* = 'U' or 'u', the upper triangular part of *sub(C)* is overwritten by the upper triangular part of the updated distributed matrix.
 With *uplo* = 'L' or 'l', the lower triangular part of *sub(C)* is overwritten by the upper triangular part of the updated distributed matrix.

p?syr2k

Performs a rank-2k update of a symmetric distributed matrix.

Syntax

```
call pssyr2k(uplo, trans, n, k, alpha, a, ia, ja, desca, b, ib, jb, descb,
beta, c, ic, jc, descc)
```

```
call pdsyr2k(uplo, trans, n, k, alpha, a, ia, ja, desca, b, ib, jb, descb,
beta, c, ic, jc, descc)
```

```
call pcsyr2k(uplo, trans, n, k, alpha, a, ia, ja, desca, b, ib, jb, descb,
beta, c, ic, jc, descc)
```

```
call pzsyr2k(uplo, trans, n, k, alpha, a, ia, ja, desca, b, ib, jb, descb,
beta, c, ic, jc, descc)
```

Description

The *p?syr2k* routines perform a distributed matrix-matrix operation defined as

$$\text{sub}(C) := \alpha * \text{sub}(A) * \text{sub}(B)' + \alpha * \text{sub}(B) * \text{sub}(A)' + \beta * \text{sub}(C),$$

or

$$\text{sub}(C) := \alpha * \text{sub}(A)' * \text{sub}(B) + \alpha * \text{sub}(B)' * \text{sub}(A) + \beta * \text{sub}(C),$$

where:

alpha and *beta* are scalars,

sub(C) is an *n*-by-*n* symmetric distributed matrix, *sub(C)* = *C(ic:ic+n-1, jc:jc+n-1)*.

sub(A) is a distributed matrix, *sub(A)* = *A(ia:ia+n-1, ja:ja+k-1)*, if *trans* = 'N' or 'n', and *sub(A)* = *A(ia:ia+k-1, ja:ja+n-1)* otherwise.

$\text{sub}(B)$ is a distributed matrix, $\text{sub}(B)=B(ib:ib+n-1, jb:jb+k-1)$, if $trans = 'N'$ or $'n'$, and $\text{sub}(B)=B(ib:ib+k-1, jb:jb+n-1)$ otherwise.

Input Parameters

<i>uplo</i>	<p>(global) CHARACTER*1. Specifies whether the upper or lower triangular part of the symmetric distributed matrix $\text{sub}(C)$ is used:</p> <p>If $uplo = 'U'$ or $'u'$, then the upper triangular part of the $\text{sub}(C)$ is used.</p> <p>If $uplo = 'L'$ or $'l'$, then the low triangular part of the $\text{sub}(C)$ is used.</p>
<i>trans</i>	<p>(global) CHARACTER*1. Specifies the operation:</p> <p>if $trans = 'N'$ or $'n'$, then $\text{sub}(C) := \alpha * \text{sub}(A) * \text{sub}(B) + \alpha * \text{sub}(B) * \text{sub}(A) + \beta * \text{sub}(C)$;</p> <p>if $trans = 'T'$ or $'t'$, then $\text{sub}(C) := \alpha * \text{sub}(B) * \text{sub}(A) + \alpha * \text{sub}(A) * \text{sub}(B) + \beta * \text{sub}(C)$.</p>
<i>n</i>	<p>(global) INTEGER. Specifies the order of the distributed matrix $\text{sub}(C)$, $n \geq 0$.</p>
<i>k</i>	<p>(global) INTEGER. On entry with $trans = 'N'$ or $'n'$, k specifies the number of columns of the distributed matrices $\text{sub}(A)$ and $\text{sub}(B)$, and on entry with $trans = 'T'$ or $'t'$, k specifies the number of rows of the distributed matrices $\text{sub}(A)$ and $\text{sub}(B)$, $k \geq 0$.</p>
<i>alpha</i>	<p>(global) REAL for pssyr2k DOUBLE PRECISION for pdsyr2k COMPLEX for pcsyr2k DOUBLE COMPLEX for pzsy2k Specifies the scalar <i>alpha</i>.</p>
<i>a</i>	<p>(local) REAL for pssyr2k DOUBLE PRECISION for pdsyr2k COMPLEX for pcsyr2k DOUBLE COMPLEX for pzsy2k</p>

	<p>Array, DIMENSION (<i>lld_a</i>, <i>kla</i>), where <i>kla</i> is LOCq(<i>ja</i>+<i>k</i>-1) when <i>trans</i> = 'N' or 'n', and is LOCq(<i>ja</i>+<i>n</i>-1) otherwise. Before entry with <i>trans</i> = 'N' or 'n', this array contains the local pieces of the distributed matrix sub(<i>A</i>).</p>
<i>ia, ja</i>	<p>(global) INTEGER. The row and column indices in the distributed matrix <i>A</i> indicating the first row and the first column of the submatrix sub(<i>A</i>), respectively.</p>
<i>desca</i>	<p>(global and local) INTEGER array of dimension 8. The array descriptor of the distributed matrix <i>A</i>.</p>
<i>b</i>	<p>(local) REAL for pssyr2k DOUBLE PRECISION for pdsyr2k COMPLEX for pcsyr2k DOUBLE COMPLEX for pzsy2k Array, DIMENSION (<i>lld_b</i>, <i>klb</i>), where <i>klb</i> is LOCq(<i>jb</i>+<i>k</i>-1) when <i>trans</i> = 'N' or 'n', and is LOCq(<i>jb</i>+<i>n</i>-1) otherwise. Before entry with <i>trans</i> = 'N' or 'n', this array contains the local pieces of the distributed matrix sub(<i>B</i>).</p>
<i>ib, jb</i>	<p>(global) INTEGER. The row and column indices in the distributed matrix <i>B</i> indicating the first row and the first column of the submatrix sub(<i>B</i>), respectively.</p>
<i>descb</i>	<p>(global and local) INTEGER array of dimension 8. The array descriptor of the distributed matrix <i>B</i>.</p>
<i>beta</i>	<p>(global) REAL for pssyr2k DOUBLE PRECISION for pdsyr2k COMPLEX for pcsyr2k DOUBLE COMPLEX for pzsy2k Specifies the scalar <i>beta</i>.</p>
<i>c</i>	<p>(local) REAL for pssyr2k DOUBLE PRECISION for pdsyr2k COMPLEX for pcsyr2k DOUBLE COMPLEX for pzsy2k Array, DIMENSION (<i>lld_c</i>, LOCq(<i>jc</i>+<i>n</i>-1)).</p>

Before entry with `uplo = 'U' or 'u'`, this array contains n -by- n upper triangular part of the symmetric distributed matrix `sub(C)` and its strictly lower triangular part is not referenced.

Before entry with `uplo = 'L' or 'l'`, this array contains n -by- n lower triangular part of the symmetric distributed matrix `sub(C)` and its strictly upper triangular part is not referenced.

`ic, jc`

(global) `INTEGER`. The row and column indices in the distributed matrix `C` indicating the first row and the first column of the submatrix `sub(C)`, respectively.

`descc`

(global and local) `INTEGER` array of dimension 8. The array descriptor of the distributed matrix `C`.

Output Parameters

`c`

With `uplo = 'U' or 'u'`, the upper triangular part of `sub(C)` is overwritten by the upper triangular part of the updated distributed matrix.

With `uplo = 'L' or 'l'`, the lower triangular part of `sub(C)` is overwritten by the upper triangular part of the updated distributed matrix.

p?tran

Transposes a real distributed matrix.

Syntax

```
call pstran(m, n, alpha, a, ia, ja, desca, beta, c, ic, jc, descc)
```

```
call pdtran(m, n, alpha, a, ia, ja, desca, beta, c, ic, jc, descc)
```

Description

The `p?tran` routines transpose a real distributed matrix. The operation is defined as

$$\text{sub}(C) := \text{beta} * \text{sub}(C) + \text{alpha} * \text{sub}(A)^T,$$

where:

`alpha` and `beta` are scalars,

$\text{sub}(C)$ is an m -by- n distributed matrix, $\text{sub}(C)=C(ic:ic+m-1, jc:jc+n-1)$.

$\text{sub}(A)$ is a distributed matrix, $\text{sub}(A)=A(ia:ia+n-1, ja:ja+m-1)$.

Input Parameters

m	(global) INTEGER. Specifies the number of rows of the distributed matrix $\text{sub}(C)$, $m \geq 0$.
n	(global) INTEGER. Specifies the number of columns of the distributed matrix $\text{sub}(C)$, $n \geq 0$.
α	(global) REAL for pstran DOUBLE PRECISION for pdtran Specifies the scalar α .
a	(local) REAL for pstran DOUBLE PRECISION for pdtran Array, DIMENSION (lld_a , $LOCq(ja+m-1)$). This array contains the local pieces of the distributed matrix $\text{sub}(A)$.
ia, ja	(global) INTEGER. The row and column indices in the distributed matrix A indicating the first row and the first column of the submatrix $\text{sub}(A)$, respectively.
$desca$	(global and local) INTEGER array of dimension 8. The array descriptor of the distributed matrix A .
β	(global) REAL for pstran DOUBLE PRECISION for pdtran Specifies the scalar β . When β is equal to zero, then $\text{sub}(C)$ need not be set on input.
c	(local) REAL for pstran DOUBLE PRECISION for pdtran Array, DIMENSION (lld_c , $LOCq(jc+n-1)$). This array contains the local pieces of the distributed matrix $\text{sub}(C)$.
ic, jc	(global) INTEGER. The row and column indices in the distributed matrix C indicating the first row and the first column of the submatrix $\text{sub}(C)$, respectively.
$descc$	(global and local) INTEGER array of dimension 8. The array descriptor of the distributed matrix C .

Output Parameters

c Overwritten by the updated submatrix.

p?tranu

Transposes a distributed complex matrix.

Syntax

```
call pctranu(m, n, alpha, a, ia, ja, desca, beta, c, ic, jc, descc)
```

```
call pztranu(m, n, alpha, a, ia, ja, desca, beta, c, ic, jc, descc)
```

Description

The p?tranu routines transpose a complex distributed matrix. The operation is defined as

$$\text{sub}(C) := \text{beta} * \text{sub}(C) + \text{alpha} * \text{sub}(A)^T,$$

where:

alpha and *beta* are scalars,

sub(C) is an *m*-by-*n* distributed matrix, $\text{sub}(C) = C(\text{ic}:\text{ic}+m-1, \text{jc}:\text{jc}+n-1)$.

sub(A) is a distributed matrix, $\text{sub}(A) = A(\text{ia}:\text{ia}+n-1, \text{ja}:\text{ja}+m-1)$.

Input Parameters

<i>m</i>	(global) INTEGER. Specifies the number of rows of the distributed matrix <i>sub(C)</i> , $m \geq 0$.
<i>n</i>	(global) INTEGER. Specifies the number of columns of the distributed matrix <i>sub(C)</i> , $n \geq 0$.
<i>alpha</i>	(global) COMPLEX for pctranu DOUBLE COMPLEX for pztranu Specifies the scalar <i>alpha</i> .
<i>a</i>	(local) COMPLEX for pctranu DOUBLE COMPLEX for pztranu Array, DIMENSION (<i>lld_a</i> , LOCq(<i>ja+m-1</i>)). This array contains the local pieces of the distributed matrix <i>sub(A)</i> .

<i>ia, ja</i>	(global) INTEGER. The row and column indices in the distributed matrix <i>A</i> indicating the first row and the first column of the submatrix <i>sub(A)</i> , respectively.
<i>desca</i>	(global and local) INTEGER array of dimension 8. The array descriptor of the distributed matrix <i>A</i> .
<i>beta</i>	(global) COMPLEX for <i>pctranu</i> DOUBLE COMPLEX for <i>pztranu</i> Specifies the scalar <i>beta</i> . When <i>beta</i> is equal to zero, then <i>sub(C)</i> need not be set on input.
<i>c</i>	(local) COMPLEX for <i>pctranu</i> DOUBLE COMPLEX for <i>pztranu</i> Array, DIMENSION (<i>lld_c</i> , <i>LOCq(jc+n-1)</i>). This array contains the local pieces of the distributed matrix <i>sub(C)</i> .
<i>ic, jc</i>	(global) INTEGER. The row and column indices in the distributed matrix <i>C</i> indicating the first row and the first column of the submatrix <i>sub(C)</i> , respectively.
<i>descc</i>	(global and local) INTEGER array of dimension 8. The array descriptor of the distributed matrix <i>C</i> .

Output Parameters

<i>c</i>	Overwritten by the updated submatrix.
----------	---------------------------------------

p?tranc

Transposes a complex distributed matrix, conjugated.

Syntax

```
call pctranc(m, n, alpha, a, ia, ja, desca, beta, c, ic, jc, descc)
call pztranc(m, n, alpha, a, ia, ja, desca, beta, c, ic, jc, descc)
```

Description

The *p?tranc* routines transpose a complex distributed matrix. The operation is defined as

$$\text{sub}(C) := \text{beta} * \text{sub}(C) + \text{alpha} * \text{conjg}(\text{sub}(A)'),$$

where:

alpha and *beta* are scalars,

sub(C) is an *m*-by-*n* distributed matrix, *sub(C)*=*C(ic:ic+m-1, jc:jc+n-1)*.

sub(A) is a distributed matrix, *sub(A)*=*A(ia:ia+n-1, ja:ja+m-1)*.

Input Parameters

<i>m</i>	(global) INTEGER. Specifies the number of rows of the distributed matrix <i>sub(C)</i> , $m \geq 0$.
<i>n</i>	(global) INTEGER. Specifies the number of columns of the distributed matrix <i>sub(C)</i> , $n \geq 0$.
<i>alpha</i>	(global) COMPLEX for <i>pc<tranc< i=""> DOUBLE COMPLEX for <i>pz<tranc< i=""> Specifies the scalar <i>alpha</i>.</tranc<></i></tranc<></i>
<i>a</i>	(local) COMPLEX for <i>pc<tranc< i=""> DOUBLE COMPLEX for <i>pz<tranc< i=""> Array, DIMENSION (<i>lld_a</i>, <i>LOCq(ja+m-1)</i>). This array contains the local pieces of the distributed matrix <i>sub(A)</i>.</tranc<></i></tranc<></i>
<i>ia, ja</i>	(global) INTEGER. The row and column indices in the distributed matrix <i>A</i> indicating the first row and the first column of the submatrix <i>sub(A)</i> , respectively.
<i>desca</i>	(global and local) INTEGER array of dimension 8. The array descriptor of the distributed matrix <i>A</i> .
<i>beta</i>	(global) COMPLEX for <i>pc<tranc< i=""> DOUBLE COMPLEX for <i>pz<tranc< i=""> Specifies the scalar <i>beta</i>. When <i>beta</i> is equal to zero, then <i>sub(C)</i> need not be set on input.</tranc<></i></tranc<></i>
<i>c</i>	(local) COMPLEX for <i>pc<tranc< i=""> DOUBLE COMPLEX for <i>pz<tranc< i=""> Array, DIMENSION (<i>lld_c</i>, <i>LOCq(jc+n-1)</i>). This array contains the local pieces of the distributed matrix <i>sub(C)</i>.</tranc<></i></tranc<></i>

<i>ic, jc</i>	(global) <code>INTEGER</code> . The row and column indices in the distributed matrix <i>c</i> indicating the first row and the first column of the submatrix <code>sub(C)</code> , respectively.
<i>desc</i>	(global and local) <code>INTEGER</code> array of dimension 8. The array descriptor of the distributed matrix <i>c</i> .

Output Parameters

<i>c</i>	Overwritten by the updated submatrix.
----------	---------------------------------------

p?trmm

Computes a scalar-matrix-matrix product (one matrix operand is triangular) for distributed matrices.

Syntax

```
call pstrmm(side, uplo, transa, diag, m, n, alpha, a, ia, ja, desca, b, ib,
           jb, descb)
```

```
call pdtrmm(side, uplo, transa, diag, m, n, alpha, a, ia, ja, desca, b, ib,
           jb, descb)
```

```
call pctrmm(side, uplo, transa, diag, m, n, alpha, a, ia, ja, desca, b, ib,
           jb, descb)
```

```
call pztrmm(side, uplo, transa, diag, m, n, alpha, a, ia, ja, desca, b, ib,
           jb, descb)
```

Description

The `p?trmm` routines perform a matrix-matrix operation using triangular matrices. The operation is defined as

$$\text{sub}(B) := \alpha * \text{op}(\text{sub}(A)) * \text{sub}(B)$$

or

$$\text{sub}(B) := \alpha * \text{sub}(B) * \text{op}(\text{sub}(A))$$

where:

alpha is a scalar,

sub(B) is an *m*-by-*n* distributed matrix, $\text{sub}(B) = B(ib:ib+m-1, jb:jb+n-1)$.

A is a unit, or non-unit, upper or lower triangular distributed matrix, $\text{sub}(A)=A(\text{ia}:\text{ia}+m-1, \text{ja}:\text{ja}+m-1)$, if $\text{side} = 'L'$ or $'l'$, and $\text{sub}(A)=A(\text{ia}:\text{ia}+n-1, \text{ja}:\text{ja}+n-1)$, if $\text{side} = 'R'$ or $'r'$.

$\text{op}(\text{sub}(A))$ is one of $\text{op}(\text{sub}(A)) = \text{sub}(A)$, or $\text{op}(\text{sub}(A)) = \text{sub}(A)'$, or $\text{op}(\text{sub}(A)) = \text{conjg}(\text{sub}(A)')$.

Input Parameters

<i>side</i>	(global) CHARACTER*1. Specifies whether $\text{op}(\text{sub}(A))$ appears on the left or right of $\text{sub}(B)$ in the operation: if $\text{side} = 'L'$ or $'l'$, then $\text{sub}(B) := \alpha * \text{op}(\text{sub}(A)) * \text{sub}(B)$; if $\text{side} = 'R'$ or $'r'$, then $\text{sub}(B) := \alpha * \text{sub}(B) * \text{op}(\text{sub}(A))$.
<i>uplo</i>	(global) CHARACTER*1. Specifies whether the distributed matrix $\text{sub}(A)$ is upper or lower triangular: if $\text{uplo} = 'U'$ or $'u'$, then the matrix is upper triangular; if $\text{uplo} = 'L'$ or $'l'$, then the matrix is low triangular.
<i>transa</i>	(global) CHARACTER*1. Specifies the form of $\text{op}(\text{sub}(A))$ used in the matrix multiplication: if $\text{transa} = 'N'$ or $'n'$, then $\text{op}(\text{sub}(A)) = \text{sub}(A)$; if $\text{transa} = 'T'$ or $'t'$, then $\text{op}(\text{sub}(A)) = \text{sub}(A)'$; if $\text{transa} = 'C'$ or $'c'$, then $\text{op}(\text{sub}(A)) = \text{conjg}(\text{sub}(A)')$.
<i>diag</i>	(global) CHARACTER*1. Specifies whether the matrix $\text{sub}(A)$ is unit triangular: if $\text{diag} = 'U'$ or $'u'$ then the matrix is unit triangular; if $\text{diag} = 'N'$ or $'n'$, then the matrix is not unit triangular.
<i>m</i>	(global) INTEGER. Specifies the number of rows of the distributed matrix $\text{sub}(B)$, $m \geq 0$.
<i>n</i>	(global) INTEGER. Specifies the number of columns of the distributed matrix $\text{sub}(B)$, $n \geq 0$.
<i>alpha</i>	(global) REAL for pstrmm DOUBLE PRECISION for pdtrmm COMPLEX for pctrmm DOUBLE COMPLEX for pztrmm Specifies the scalar <i>alpha</i> .

When *alpha* is zero, then the array *b* need not be set before entry.

a

(local) REAL for pstrmm
 DOUBLE PRECISION for pdtrmm
 COMPLEX for pctrmm
 DOUBLE COMPLEX for pztrmm

Array, DIMENSION (*lld_a*, *ka*), where *ka* is at least LOCq(1, *ja+m-1*) when *side* = 'L' or 'l' and is at least LOCq(1, *ja+n-1*) when *side* = 'R' or 'r'.

Before entry with *uplo* = 'U' or 'u', this array contains the local entries corresponding to the entries of the upper triangular distributed matrix *sub(A)*, and the local entries corresponding to the entries of the strictly lower triangular part of the distributed matrix *sub(A)* is not referenced.

Before entry with *uplo* = 'L' or 'l', this array contains the local entries corresponding to the entries of the lower triangular distributed matrix *sub(A)*, and the local entries corresponding to the entries of the strictly upper triangular part of the distributed matrix *sub(A)* is not referenced.

When *diag* = 'U' or 'u', the local entries corresponding to the diagonal elements of the submatrix *sub(A)* are not referenced either, but are assumed to be unity.

ia, ja

(global) INTEGER. The row and column indices in the distributed matrix *A* indicating the first row and the first column of the submatrix *sub(A)*, respectively.

desca

(global and local) INTEGER array of dimension 8. The array descriptor of the distributed matrix *A*.

b

(local) REAL for pstrmm
 DOUBLE PRECISION for pdtrmm
 COMPLEX for pctrmm
 DOUBLE COMPLEX for pztrmm

Array, DIMENSION (*lld_b*, LOCq(1, *jb+n-1*)).

Before entry, this array contains the local pieces of the distributed matrix *sub(B)*.

ib, jb

(global) INTEGER. The row and column indices in the distributed matrix *B* indicating the first row and the first column of the submatrix *sub(B)*, respectively.

descb (global and local) INTEGER array of dimension 8. The array descriptor of the distributed matrix *B*.

Output Parameters

b Overwritten by the transformed distributed matrix.

p?trsm

Solves a distributed matrix equation (one matrix operand is triangular).

Syntax

```
call pstrsm(side, uplo, transa, diag, m, n, alpha, a, ia, ja, desca, b, ib,
           jb, descb)
```

```
call pdtrsm(side, uplo, transa, diag, m, n, alpha, a, ia, ja, desca, b, ib,
           jb, descb)
```

```
call pctrsm(side, uplo, transa, diag, m, n, alpha, a, ia, ja, desca, b, ib,
           jb, descb)
```

```
call pztrsm(side, uplo, transa, diag, m, n, alpha, a, ia, ja, desca, b, ib,
           jb, descb)
```

Description

The p?trsm routines solve one of the following distributed matrix equations:

$\text{op}(\text{sub}(A)) * X = \alpha * \text{sub}(B),$

or

$X * \text{op}(\text{sub}(A)) = \alpha * \text{sub}(B),$

where:

alpha is a scalar,

X and *sub(B)* are *m*-by-*n* distributed matrices, $\text{sub}(B) = B(ib:ib+m-1, jb:jb+n-1);$

A is a unit, or non-unit, upper or lower triangular distributed matrix, $\text{sub}(A) = A(ia:ia+m-1, ja:ja+m-1),$ if *side* = 'L' or 'l', and $\text{sub}(A) = A(ia:ia+n-1, ja:ja+n-1),$ if *side* = 'R' or 'r';

$\text{op}(\text{sub}(A))$ is one of $\text{op}(\text{sub}(A)) = \text{sub}(A)$, or $\text{op}(\text{sub}(A)) = \text{sub}(A)'$, or $\text{op}(\text{sub}(A)) = \text{conjg}(\text{sub}(A)')$.

The distributed matrix $\text{sub}(B)$ is overwritten by the solution matrix X .

Input Parameters

<i>side</i>	(global) CHARACTER*1. Specifies whether $\text{op}(\text{sub}(A))$ appears on the left or right of X in the equation: if <i>side</i> = 'L' or 'l', then $\text{op}(\text{sub}(A)) * X = \alpha * \text{sub}(B)$; if <i>side</i> = 'R' or 'r', then $X * \text{op}(\text{sub}(A)) = \alpha * \text{sub}(B)$.
<i>uplo</i>	(global) CHARACTER*1. Specifies whether the distributed matrix $\text{sub}(A)$ is upper or lower triangular: if <i>uplo</i> = 'U' or 'u', then the matrix is upper triangular; if <i>uplo</i> = 'L' or 'l', then the matrix is low triangular.
<i>transa</i>	(global) CHARACTER*1. Specifies the form of $\text{op}(\text{sub}(A))$ used in the matrix equation: if <i>transa</i> = 'N' or 'n', then $\text{op}(\text{sub}(A)) = \text{sub}(A)$; if <i>transa</i> = 'T' or 't', then $\text{op}(\text{sub}(A)) = \text{sub}(A)'$; if <i>transa</i> = 'C' or 'c', then $\text{op}(\text{sub}(A)) = \text{conjg}(\text{sub}(A)')$.
<i>diag</i>	(global) CHARACTER*1. Specifies whether the matrix $\text{sub}(A)$ is unit triangular: if <i>diag</i> = 'U' or 'u' then the matrix is unit triangular; if <i>diag</i> = 'N' or 'n', then the matrix is not unit triangular.
<i>m</i>	(global) INTEGER. Specifies the number of rows of the distributed matrix $\text{sub}(B)$, $m \geq 0$.
<i>n</i>	(global) INTEGER. Specifies the number of columns of the distributed matrix $\text{sub}(B)$, $n \geq 0$.
<i>alpha</i>	(global) REAL for pstrsm DOUBLE PRECISION for pdtrsm COMPLEX for pctrsm DOUBLE COMPLEX for pztrsm Specifies the scalar <i>alpha</i> . When <i>alpha</i> is zero, then <i>a</i> is not referenced and <i>b</i> need not be set before entry.

<i>a</i>	<p>(local) REAL for pstrsm DOUBLE PRECISION for pdtrsm COMPLEX for pctrsm DOUBLE COMPLEX for pztrsm Array, DIMENSION (<i>lld_a</i>, <i>ka</i>), where <i>ka</i> is at least LOCq(1, <i>ja+m-1</i>) when <i>side</i> = 'L' or 'l' and is at least LOCq(1, <i>ja+n-1</i>) when <i>side</i> = 'R' or 'r'. Before entry with <i>uplo</i> = 'U' or 'u', this array contains the local entries corresponding to the entries of the upper triangular distributed matrix <i>sub(A)</i>, and the local entries corresponding to the entries of the strictly lower triangular part of the distributed matrix <i>sub(A)</i> is not referenced. Before entry with <i>uplo</i> = 'L' or 'l', this array contains the local entries corresponding to the entries of the lower triangular distributed matrix <i>sub(A)</i>, and the local entries corresponding to the entries of the strictly upper triangular part of the distributed matrix <i>sub(A)</i> is not referenced. When <i>diag</i> = 'U' or 'u', the local entries corresponding to the diagonal elements of the submatrix <i>sub(A)</i> are not referenced either, but are assumed to be unity.</p>
<i>ia, ja</i>	<p>(global) INTEGER. The row and column indices in the distributed matrix <i>A</i> indicating the first row and the first column of the submatrix <i>sub(A)</i>, respectively.</p>
<i>desca</i>	<p>(global and local) INTEGER array of dimension 8. The array descriptor of the distributed matrix <i>A</i>.</p>
<i>b</i>	<p>(local) REAL for pstrsm DOUBLE PRECISION for pdtrsm COMPLEX for pctrsm DOUBLE COMPLEX for pztrsm Array, DIMENSION (<i>lld_b</i>, LOCq(1, <i>jb+n-1</i>)). Before entry, this array contains the local pieces of the distributed matrix <i>sub(B)</i>.</p>
<i>ib, jb</i>	<p>(global) INTEGER. The row and column indices in the distributed matrix <i>B</i> indicating the first row and the first column of the submatrix <i>sub(B)</i>, respectively.</p>
<i>descb</i>	<p>(global and local) INTEGER array of dimension 8. The array descriptor of the distributed matrix <i>B</i>.</p>

Output Parameters

b

Overwritten by the solution distributed matrix x .

Partial Differential Equations Support

13

The Intel® Math Kernel Library (Intel® MKL) provides tools for solving Partial Differential Equations (PDE). These tools are Trigonometric Transform interface routines (see [Trigonometric Transform Routines](#)) and Poisson Library (see [Poisson Library Routines](#)).

Poisson Library is designed for fast solving of simple Helmholtz, Poisson, and Laplace problems. The solver is based on the Trigonometric Transform interface, which is, in turn, based on the Intel MKL Fast Fourier Transform (FFT) interface (refer to [Fourier Transform Functions](#)), optimized for Intel® processors.

Direct use of the Trigonometric Transform routines may be helpful to those who have already implemented their own solvers similar to the one that the Poisson Library provides. As it may be hard enough to modify the original code so as to make it work with Poisson Library, you are encouraged to use fast (staggered) sine/cosine transforms implemented in the Trigonometric Transform interface to improve performance of your solver.

Both Trigonometric Transform and Poisson Library routines can be called from C and Fortran 90, although the interfaces description uses C convention. Fortran 90 users can find routine calls specifics in the “[Calling PDE Support Routines from Fortran 90](#)” section.

Trigonometric Transform Routines

In addition to the Fast Fourier Transform (FFT) interface, described in chapter “[Fast Fourier Transforms](#)”, Intel® MKL supports the Real Discrete Trigonometric Transforms (sometimes called real-to-real Discrete Fourier Transforms) interface. In this manual, the interface is referred to as TT interface. It implements a group of routines (TT routines) used to compute sine/cosine, staggered sine/cosine, and twice staggered sine/cosine transforms (referred to as staggered2 sine/cosine transforms, for brevity). The TT interface provides much flexibility of use: you can adjust routines to your particular needs at the cost of manual tuning routine parameters or just call routines with default parameter values. The current Intel MKL implementation of the TT interface can be used in solving partial differential equations and contains routines that are helpful for Fast Poisson and similar solvers.

To describe the Intel MKL TT interface, the C convention is used. Fortran users should refer to [Calling PDE Support Routines from Fortran 90](#).

For the list of Trigonometric Transforms currently implemented in Intel MKL TT interface, see [Transforms Implemented](#).

If you have got used to the FFTW interface (www.fftw.org), you can call the TT interface functions through real-to-real FFTW to Intel MKL wrappers without changing FFTW function calls in your code (refer to the “[FFTW to Intel® MKL Wrappers for FFTW 3.x](#)” section in [Appendix F](#) for details). However, you are strongly encouraged to use the native TT interface for better performance. Another reason

why you should use the wrappers cautiously is that TT and the real-to-real FFTW interfaces are not fully compatible and some features of the real-to-real FFTW, such as strides and multidimensional transforms, are not available through wrappers.

Transforms Implemented

TT routines allow computing the following transforms:

Forward sine transform

$$F(k) = \frac{2}{n} \sum_{i=1}^{n-1} f(i) \sin \frac{ki\pi}{n}, k = 1, \dots, n-1$$

Backward sine transform

$$f(i) = \sum_{k=1}^{n-1} F(k) \sin \frac{ki\pi}{n}, i = 1, \dots, n-1$$

Forward staggered sine transform

$$F(k) = \frac{1}{n} \sin \frac{(2k-1)\pi}{2} f(n) + \frac{2}{n} \sum_{i=1}^{n-1} f(i) \sin \frac{(2k-1)i\pi}{2n}, k = 1, \dots, n$$

Backward staggered sine transform

$$f(i) = \sum_{k=1}^n F(k) \sin \frac{(2k-1)i\pi}{2n}, i = 1, \dots, n$$

Forward staggered2 sine transform

$$F(k) = \frac{2}{n} \sum_{i=1}^n f(i) \sin \frac{(2k-1)(2i-1)\pi}{4n}, \quad k = 1, \dots, n$$

Backward staggered2 sine transform

$$f(i) = \sum_{k=1}^n F(k) \sin \frac{(2k-1)(2i-1)\pi}{4n}, \quad i = 1, \dots, n$$

Forward cosine transform

$$F(k) = \frac{1}{n} \left[f(0) + f(n) \cos k\pi \right] + \frac{2}{n} \sum_{i=1}^{n-1} f(i) \cos \frac{ki\pi}{n}, \quad k = 0, \dots, n$$

Backward cosine transform

$$f(i) = \frac{1}{2} \left[F(0) + F(n) \cos i\pi \right] + \sum_{k=1}^{n-1} F(k) \cos \frac{ki\pi}{n}, \quad i = 0, \dots, n$$

Forward staggered cosine transform

$$F(k) = \frac{1}{n} f(0) + \frac{2}{n} \sum_{i=1}^{n-1} f(i) \cos \frac{(2k+1)i\pi}{2n}, \quad k = 0, \dots, n-1$$

Backward staggered cosine transform

$$f(i) = \sum_{k=0}^{n-1} F(k) \cos \frac{(2k+1)i\pi}{2n}, i = 0, \dots, n-1$$

Forward staggered2 cosine transform

$$F(k) = \frac{2}{n} \sum_{i=1}^n f(i) \cos \frac{(2k-1)(2i-1)\pi}{4n}, k = 1, \dots, n$$

Backward staggered2 cosine transform

$$f(i) = \sum_{k=1}^n F(k) \cos \frac{(2k-1)(2i-1)\pi}{4n}, i = 1, \dots, n$$



NOTE. The size of the transform n can be any integer greater or equal to 2.

Sequence of Invoking TT Routines

Computation of a transform using TT interface is conceptually divided into four steps, each of which is performed via a dedicated routine. [Table 13-1](#) lists the routines and briefly describes their purpose and use.

Most TT routines have versions operating with single-precision and double-precision data. Names of such routines begin respectively with "s" and "d". The wildcard "?" stands for either of these symbols in routine names.

Table 13-1 TT Interface Routines

Routine	Description
<code>?_init_trig_transform</code>	Initializes basic data structures of Trigonometric Transforms.
<code>?_commit_trig_transform</code>	Checks consistency and correctness of user-defined data as well as creates a data structure to be used by Intel MKL FFT interface ¹ .
<code>?_forward_trig_transform</code> <code>?_backward_trig_transform</code>	Computes a forward/backward Trigonometric Transform of a specified type using the appropriate formula (see Transforms Implemented).
<code>free_trig_transform</code>	Cleans the memory used by a data structure needed for calling FFT interface ¹ .

¹TT routines call Intel MKL FFT interface for better performance.

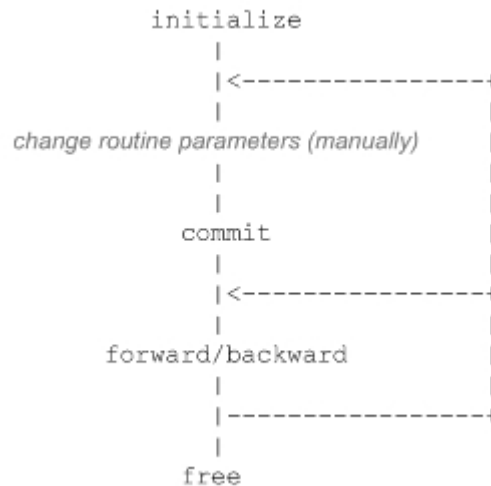
To find a transformed vector for a particular input vector only once, the Intel MKL TT interface routines are normally invoked in the order in which they are listed in [Table 13-1](#).



NOTE. Though the order of invoking TT routines may be changed, it is highly recommended to follow the above order of routine calls.

The diagram in [Figure 13-1](#) indicates the typical order in which TT interface routines can be invoked in a general case (prefixes and suffixes in routine names are omitted).

Figure 13-1 Typical Order of Invoking TT Interface Routines



A general scheme of using TT routines for double-precision computations is shown below. A similar scheme holds for single-precision computations with the only difference in the initial letter of routine names.

```

...
    d_init_trig_transform(&n, &tt_type, ipar, dpar, &ir);
/* Change parameters in ipar if necessary. */
/* Note that the result of the Transform will be in f ! If you want to preserve the data
stored in f,
save them before this place in your code */
    d_commit_trig_transform(f, &handle, ipar, dpar, &ir);
    d_forward_trig_transform(f, &handle, ipar, dpar, &ir);
    d_backward_trig_transform(f, &handle, ipar, dpar, &ir);
    free_trig_transform(&handle, ipar, &ir);
/* here the user may clean the memory used by f, dpar, ipar */
...

```

You can find examples of Fortran 90 and C code that use TT interface routines to solve one-dimensional Helmholtz problem in the `examples\pdetttf\source` and `examples\pdetttc\source` folders of your Intel MKL directory.

Interface Description

All types in this documentation are standard C types: `int`, `float`, and `double`. Fortran 90 users can call the routines with `INTEGER`, `REAL`, and `DOUBLE PRECISION` Fortran types, respectively (see examples in the `examples\pdetttf\source` and `examples\pdetttc\source` folders of your Intel MKL directory).

The interface description uses the built-in type `int` for integer values. If you employ the ILP64 interface, read this type as `long long int` (or `INTEGER*8` for Fortran). For more information, refer to the *Intel MKL User's Guide*.

Routine Options

All TT routines use parameters to pass various options to one another. These parameters are arrays `ipar`, `dpar` and `spar`. Values for these parameters should be specified very carefully (see [Common Parameters](#)). You can change these values during computations to meet your needs.



WARNING. To avoid failure or wrong results, you must provide correct and consistent parameters to the routines.

User Data Arrays

TT routines take arrays of user data as input. For example, user arrays are passed to the routine `d_forward_trig_transform` to compute a forward Trigonometric Transform. To minimize storage requirements and improve the overall run-time efficiency, Intel MKL TT routines do not make copies of user input arrays.



NOTE. If you need a copy of your input data arrays, save them yourself.

TT Routines

The section gives detailed description of TT routines, their syntax, parameters and values they return. Double-precision and single-precision versions of the same routine are described together.

TT routines call Intel MKL FFT interface (described in section “[FFT Functions](#)” in chapter “Fast Fourier Transforms”), which enhances performance of the routines.

?_init_trig_transform

Initializes basic data structures of a Trigonometric Transform.

Syntax

```
void d_init_trig_transform (int *n, int *tt_type, int ipar[], double dpar[],
int *stat);
```

```
void s_init_trig_transform (int *n, int *tt_type, int ipar[], float spar[],
int *stat);
```

Input Parameters

<i>n</i>	int*. Contains the size of the problem, which should be a positive integer greater than 1. Note that data vector of the transform, which other TT routines will use, must have size <i>n</i> +1 for all but staggered2 transforms. Staggered2 transforms require the vector of size <i>n</i> .
<i>tt_type</i>	int*. Contains the type of transform to compute, defined via a set of named constants. The following constants are available in the current implementation of TT interface: MKL_SINE_TRANSFORM, MKL_STAGGERED_SINE_TRANSFORM, MKL_STAGGERED2_SINE_TRANSFORM; MKL_COSINE_TRANSFORM, MKL_STAGGERED_COSINE_TRANSFORM, MKL_STAGGERED2_COSINE_TRANSFORM.

Output Parameters

<i>ipar</i>	int array of size 128. Contains integer data needed for Trigonometric Transform computations.
-------------	---

<code>dpar</code>	double array of size $5n/2+2$. Contains double-precision data needed for Trigonometric Transform computations.
<code>spar</code>	float array of size $5n/2+2$. Contains single-precision data needed for Trigonometric Transform computations.
<code>stat</code>	int*. Contains the routine completion status, which is also written to <code>ipar[6]</code> . The status should be 0 to proceed to other TT routines.

Description

The routine is declared in the `mkl_trig_transforms.h` header file for the C interface and `mkl_trig_transforms.f90` header file for the Fortran interface. The routine initializes basic data structures for Trigonometric Transforms of appropriate precision. After a call to `?_init_trig_transform`, all subsequently invoked TT routines use values of `ipar` and `dpar` (`spar`) array parameters returned by `?_init_trig_transform`. The routine initializes the entire array `ipar`. In the `dpar` or `spar` array, `?_init_trig_transform` initializes elements that do not depend upon the type of transform. For a detailed description of arrays `ipar`, `dpar` and `spar`, refer to the [Common Parameters](#) section. You can skip calling the initialization routine in your code. For more information, see [Caveat on Parameter Modifications](#).

Return Values

<code>stat= 0</code>	The routine successfully completed the task. In general, to proceed with computations, the routine should complete with this <code>stat</code> value.
<code>stat= -99999</code>	The routine failed to complete the task.

?_commit_trig_transform

Checks consistency and correctness of user's data as well as initializes certain data structures required to perform the Trigonometric Transform.

Syntax

```
void d_commit_trig_transform (double f[], DFTI_DESCRIPTOR_HANDLE *handle,
int ipar[], double dpar[], int *stat);

void s_commit_trig_transform (float f[], DFTI_DESCRIPTOR_HANDLE *handle, int
ipar[], float spar[], int *stat);
```

Input Parameters

<i>f</i>	<p>double for d_commit_trig_transform, float for s_commit_trig_transform, array of size n for staggered2 transforms and of size $n+1$ for all other transforms, where n is the size of the problem. Contains data vector to be transformed. Note that the following values should be 0.0 up to rounding errors:</p> <ul style="list-style-type: none"> • $f[0]$ and $f[n]$ for sine transforms • $f[n]$ for staggered cosine transforms • $f[0]$ for staggered sine transforms. <p>Otherwise, the routine will produce a warning, and the result of the computations for sine transforms may be wrong. These restrictions meet the requirements of the Poisson Library (described in the Poisson Library Routines section), which the TT interface is primarily designed for.</p>
<i>ipar</i>	int array of size 128. Contains integer data needed for Trigonometric Transform computations.
<i>dpar</i>	double array of size $5n/2+2$. Contains double-precision data needed for Trigonometric Transform computations. The routine initializes most elements of this array.
<i>spar</i>	float array of size $5n/2+2$. Contains single-precision data needed for Trigonometric Transform computations. The routine initializes most elements of this array.

Output Parameters

<i>handle</i>	DFTI_DESCRIPTOR_HANDLE*. The data structure used by Intel MKL FFT interface (for details, refer to section " FFT Functions " in chapter "Fast Fourier Transforms").
<i>ipar</i>	Contains integer data needed for Trigonometric Transform computations. On output, <i>ipar</i> [6] is updated with the <i>stat</i> value.
<i>dpar</i>	Contains double-precision data needed for Trigonometric Transform computations. On output, the entire array is initialized.

<i>spar</i>	Contains single-precision data needed for Trigonometric Transform computations. On output, the entire array is initialized.
<i>stat</i>	int*. Contains the routine completion status, which is also written to <i>ipar[6]</i> .

Description

The routine is declared in the `mkl_trig_transforms.h` header file for the C interface and `mkl_trig_transforms.f90` header file for the Fortran interface. The routine `?_commit_trig_transform` checks consistency and correctness of the parameters to be passed to the transform routines `?_forward_trig_transform` and/or `?_backward_trig_transform`. The routine also initializes the following data structures: *handle*, *dpar* in case of `d_commit_trig_transform`, and *spar* in case of `s_commit_trig_transform`. The `?_commit_trig_transform` routine initializes only those elements of *dpar* or *spar* that depend upon the type of transform, defined in the `?_init_trig_transform` routine and passed to `?_commit_trig_transform` with the *ipar* array. The size of the problem *n*, which determines sizes of the array parameters, is also passed to the routine with the *ipar* array and defined in the previously called `?_init_trig_transform` routine. For a detailed description of arrays *ipar*, *dpar* and *spar*, refer to the [Common Parameters](#) section. The routine performs only a basic check for correctness and consistency of the parameters. If you are going to modify parameters of TT routines, see the [Caveat on Parameter Modifications](#) section. Unlike `?_init_trig_transform`, the `?_commit_trig_transform` routine is mandatory, and you cannot skip calling it in your code.

Return Values

stat= 11

The routine produced some warnings and made some changes in the parameters to achieve their correctness and/or consistency. You may proceed with computations by assigning *ipar[6]*=0 if you are sure that the parameters are correct.

stat= 10

The routine made some changes in the parameters to achieve their correctness and/or consistency. You may proceed with computations by assigning *ipar[6]*=0 if you are sure that the parameters are correct.

`stat= 1`

The routine produced some warnings. You may proceed with computations by assigning `ipar[6]=0` if you are sure that the parameters are correct.

`stat= 0`

The routine completed the task normally.

`stat= -100`

The routine stopped for any of the following reasons:

- An error in the user's data was encountered.
- Data in `ipar`, `dpar` or `spar` parameters became incorrect and/or inconsistent as a result of modifications.

`stat= -1000`

The routine stopped because of an FFT interface error.

`stat= -10000`

The routine stopped because the initialization failed to complete or the parameter `ipar[0]` was altered by mistake.



NOTE. Although positive values of `stat` usually indicate minor problems with the input data and Trigonometric Transform computations can be continued, you are highly recommended to investigate the problem first and achieve `stat=0`.

?_forward_trig_transform

Computes the forward Trigonometric Transform of type specified by the parameter.

Syntax

```
void d_forward_trig_transform (double f[], DFTI_DESCRIPTOR_HANDLE *handle,
int ipar[], double dpar[], int *stat);
```

```
void s_forward_trig_transform (float f[], DFTI_DESCRIPTOR_HANDLE *handle,
int ipar[], float spar[], int *stat);
```

Input Parameters

`f` double for `d_forward_trig_transform`,
 float for `s_forward_trig_transform`,

array of size n for staggered2 transforms and of size $n+1$ for all other transforms, where n is the size of the problem. On input, contains data vector to be transformed. Note that the following values should be 0.0 up to rounding errors:

- $f[0]$ and $f[n]$ for sine transforms
- $f[n]$ for staggered cosine transforms
- $f[0]$ for staggered sine transforms.

Otherwise, the routine will produce a warning, and the result of the computations for sine transforms may be wrong. The above restrictions meet the requirements of the Poisson Library (described in the [Poisson Library Routines](#) section), which the TT interface is primarily designed for.

<i>handle</i>	DFTI_DESCRIPTOR_HANDLE*. The data structure used by Intel MKL FFT interface (for details, refer to section “ FFT Functions ” in chapter “Fast Fourier Transforms”).
<i>ipar</i>	int array of size 128. Contains integer data needed for Trigonometric Transform computations.
<i>dpar</i>	double array of size $5n/2+2$. Contains double-precision data needed for Trigonometric Transform computations.
<i>spar</i>	float array of size $5n/2+2$. Contains single-precision data needed for Trigonometric Transform computations.

Output Parameters

<i>f</i>	Contains the transformed vector on output.
<i>ipar</i>	Contains integer data needed for Trigonometric Transform computations. On output, <i>ipar</i> [6] is updated with the <i>stat</i> value.
<i>stat</i>	int*. Contains the routine completion status, which is also written to <i>ipar</i> [6].

Description

The routine is declared in the `mkl_trig_transforms.h` header file for the C interface and `mkl_trig_transforms.f90` header file for the Fortran interface. The routine computes the forward Trigonometric Transform of type defined in the `?_init_trig_transform` routine and passed to `?_forward_trig_transform` with the *ipar* array. The size of the problem n , which

determines sizes of the array parameters, is also passed to the routine with the *ipar* array and defined in the previously called `?_init_trig_transform` routine. The other data that facilitates the computation is created by `?_commit_trig_transform` and supplied in *dpar* or *spar*. For a detailed description of arrays *ipar*, *dpar* and *spar*, refer to the [Common Parameters](#) section. The routine has a commit step, which calls the `?_commit_trig_transform` routine. The transform is computed according to formulas given in the [Transforms Implemented](#) section. The routine replaces the input vector *f* with the transformed vector.



NOTE. If you need a copy of the data vector *f* to be transformed, make the copy before calling the `?_forward_trig_transform` routine.

Return Values

stat = 0

The routine completed the task normally.

stat = -100

The routine stopped for any of the following reasons:

- An error in the user's data was encountered.
- Data in *ipar*, *dpar* or *spar* parameters became incorrect and/or inconsistent as a result of modifications.

stat = -1000

The routine stopped because of an FFT interface error.

stat = -10000

The routine stopped because its commit step failed to complete or the parameter *ipar*[0] was altered by mistake.

?_backward_trig_transform

Computes the backward Trigonometric Transform of type specified by the parameter.

Syntax

```
void d_backward_trig_transform (double f[], DFTI_DESCRIPTOR_HANDLE *handle,
int ipar[], double dpar[], int *stat);
```

```
void s_backward_trig_transform (float f[], DFTI_DESCRIPTOR_HANDLE *handle,
int ipar[], float spar[], int *stat);
```

Input Parameters

<i>f</i>	<p>double for <code>d_backward_trig_transform</code>, float for <code>s_backward_trig_transform</code>, array of size n for <code>staggered2</code> transforms and of size $n+1$ for all other transforms, where n is the size of the problem. On input, contains data vector to be transformed. Note that the following values should be 0.0 up to rounding errors:</p> <ul style="list-style-type: none"> • $f[0]$ and $f[n]$ for sine transforms • $f[n]$ for staggered cosine transforms • $f[0]$ for staggered sine transforms. <p>Otherwise, the routine will produce a warning, and the result of the computations for sine transforms may be wrong. The above restrictions meet the requirements of the Poisson Library (described in the Poisson Library Routines section), which the TT interface is primarily designed for.</p>
<i>handle</i>	DFTI_DESCRIPTOR_HANDLE*. The data structure used by Intel MKL FFT interface (for details, refer to section " FFT Functions " in chapter "Fast Fourier Transforms").
<i>ipar</i>	int array of size 128. Contains integer data needed for Trigonometric Transform computations.
<i>dpar</i>	double array of size $5n/2+2$. Contains double-precision data needed for Trigonometric Transform computations.
<i>spar</i>	float array of size $5n/2+2$. Contains single-precision data needed for Trigonometric Transform computations.

Output Parameters

<i>f</i>	Contains the transformed vector on output.
<i>ipar</i>	Contains integer data needed for Trigonometric Transform computations. On output, <i>ipar</i> [6] is updated with the <i>stat</i> value.
<i>stat</i>	int*. Contains the routine completion status, which is also written to <i>ipar</i> [6].

Description

The routine is declared in the `mkl_trig_transforms.h` header file for the C interface and `mkl_trig_transforms.f90` header file for the Fortran interface. The routine computes the backward Trigonometric Transform of type defined in the `?_init_trig_transform` routine and passed to `?_backward_trig_transform` with the `ipar` array. The size of the problem n , which determines sizes of the array parameters, is also passed to the routine with the `ipar` array and defined in the previously called `?_init_trig_transform` routine. The other data that facilitates the computation is created by `?_commit_trig_transform` and supplied in `dpar` or `spar`. For a detailed description of arrays `ipar`, `dpar` and `spar`, refer to the [Common Parameters](#) section. The routine has a commit step, which calls the `?_commit_trig_transform` routine. The transform is computed according to formulas given in the [Transforms Implemented](#) section. The routine replaces the input vector f with the transformed vector.



NOTE. If you need a copy of the data vector f to be transformed, make the copy before calling the `?_backward_trig_transform` routine.

Return Values

`stat= 0`

The routine completed the task normally.

`stat= -100`

The routine stopped for any of the following reasons:

- An error in the user's data was encountered.
- Data in `ipar`, `dpar` or `spar` parameters became incorrect and/or inconsistent as a result of modifications.

`stat= -1000`

The routine stopped because of an FFT interface error.

`stat= -10000`

The routine stopped because its commit step failed to complete or the parameter `ipar[0]` was altered by mistake.

free_trig_transform

Cleans the memory allocated for the data structure used by the FFT interface.

Syntax

```
void free_trig_transform (DFTI_DESCRIPTOR_HANDLE *handle, int ipar[], int *stat);
```

Input Parameters

<i>ipar</i>	<code>int</code> array of size 128. Contains integer data needed for Trigonometric Transform computations.
<i>handle</i>	<code>DFTI_DESCRIPTOR_HANDLE*</code> . The data structure used by Intel MKL FFT interface (for details, refer to section “ FFT Functions ” in chapter “Fast Fourier Transforms”).

Output Parameters

<i>handle</i>	The data structure used by Intel MKL FFT interface. Memory allocated for the structure is released on output.
<i>ipar</i>	Contains integer data needed for Trigonometric Transform computations. On output, <i>ipar</i> [6] is updated with the <i>stat</i> value.
<i>stat</i>	<code>int*</code> . Contains the routine completion status, which is also written to <i>ipar</i> [6].

Description

The routine is declared in the `mkl_trig_transforms.h` header file for the C interface and `mkl_trig_transforms.f90` header file for the Fortran interface. The routine cleans the memory used by the *handle* structure, needed for Intel MKL FFT functions. To release the memory allocated for other parameters, include cleaning of the memory in your code.

Return Values

<i>stat</i> = 0	The routine completed the task normally.
<i>stat</i> = -1000	The routine stopped because of an FFT interface error.
<i>stat</i> = -99999	The routine failed to complete the task.

Common Parameters

This section provides description of array parameters that hold TT routine options: *ipar*, *dpar* and *spar*.



NOTE. Initial values are assigned to the array parameters by the appropriate `?_init_trig_transform` and `?_commit_trig_transform` routines.

ipar `int` array of size 128, holds integer data needed for Trigonometric Transform computations. Its elements are described in [Table 13-2](#):

Table 13-2 Elements of the ipar Array

Index	Description
0	Contains the size of the problem to solve. The <code>?_init_trig_transform</code> routine sets <code>ipar[0]=n</code> , and all subsequently called TT routines use <code>ipar[0]</code> as the size of the transform.
1	<p>Contains error messaging options:</p> <ul style="list-style-type: none"> <code>ipar[1]=-1</code> indicates that all error messages will be printed to the file <code>MKL_Trig_Transforms_log.txt</code> in the folder from which the routine is called. If the file does not exist, the routine tries to create it. If the attempt fails, the routine prints information that the file cannot be created to the standard output device. <code>ipar[1]=0</code> indicates that no error messages will be printed. <code>ipar[1]=1</code> (default) indicates that all error messages will be printed to the preconnected default output device (usually, screen). <p>In case of errors, each TT routine assigns a non-zero value to <code>stat</code> regardless of the <code>ipar[1]</code> setting.</p>
2	<p>Contains warning messaging options:</p> <ul style="list-style-type: none"> <code>ipar[2]=-1</code> indicates that all warning messages will be printed to the file <code>MKL_Trig_Transforms_log.txt</code> in the directory from which the routine is called. If the file does not exist, the routine tries to create it. If the attempt fails, the routine prints information that the file cannot be created to the standard output device. <code>ipar[2]=0</code> indicates that no warning messages will be printed.

Index	Description
	<ul style="list-style-type: none"> <code>ipar[2]=1</code> (default) indicates that all warning messages will be printed to the preconnected default output device (usually, screen). <p>In case of warnings, the <code>stat</code> parameter will acquire a non-zero value regardless of the <code>ipar[2]</code> setting.</p>
3 through 4	Reserved for future use.
5	Contains the type of the transform. The <code>?_init_trig_transform</code> routine sets <code>ipar[5]=tt_type</code> , and all subsequently called TT routines use <code>ipar[5]</code> as the type of the transform.
6	Contains the <code>stat</code> value returned by the last completed TT routine. Used to check that the previous call to a TT routine completed with <code>stat=0</code> .
7	<p>Informs the <code>?_commit_trig_transform</code> routines whether to initialize data structures <code>dpar</code> (<code>spar</code>) and <code>handle</code>. <code>ipar[7]=0</code> indicates that the routine should skip the initialization and only check correctness and consistency of the parameters. Otherwise, the routine initializes the data structures. The default value is 1.</p> <p>The possibility to check correctness and consistency of input data without initializing data structures <code>dpar</code>, <code>spar</code> and <code>handle</code> enables avoiding performance losses in a repeated use of the same transform for different data vectors. Note that you can benefit from the opportunity that <code>ipar[7]</code> gives only if you are sure to have supplied proper tolerance value in the <code>dpar</code> or <code>spar</code> array. Otherwise, avoid tuning this parameter.</p>
8	<p>Contains message style options for TT routines. If <code>ipar[8]=0</code> then TT routines print all error and warning messages in Fortran-style notations. Otherwise, TT routines print the messages in C-style notations. The default value is 1.</p> <p>When selecting between these notations, mind that by default, numbering of elements in C arrays starts from 0 and in Fortran, it starts from 1. For example, for a C-style message "<i>parameter ipar[0]=3 should be an even integer</i>", the corresponding Fortran-style message will be "<i>parameter ipar(1)=3 should be an even integer</i>". The use of <code>ipar[8]</code> enables you to view messages in a more convenient style.</p>

Index	Description
9	Specifies the number of OpenMP threads to run TT routines in the OpenMP environment of the Poisson Library. The default value is 1. You are highly recommended not to alter this value. See also Caveat on Parameter Modifications .
10	Specifies the mode of compatibility with FFTW. The default value is 0. Set the value to 1 to invoke compatibility with FFTW. In the latter case, results will not be normalized, because FFTW does not do this. It is highly recommended not to alter this value, but rather use real-to-real FFTW to MKL wrappers, described in the "FFTW to Intel® MKL Wrappers for FFTW 3.x" section in Appendix F . See also Caveat on Parameter Modifications .
11 through 127	Reserved for future use.



NOTE. You may declare the *ipar* array in your code as `int ipar[11]`. However, for compatibility with later versions of Intel MKL TT interface, which may require more *ipar* values, it is highly recommended to declare *ipar* as `int ipar[128]`.

Arrays *dpar* and *spar* are the same except in the data precision:

<i>dpar</i>	double array of size $5n/2+2$, holds data needed for double-precision routines to perform TT computations. This array is initialized in the d_init_trig_transform and d_commit_trig_transform routines.
<i>spar</i>	float array of size $5n/2+2$, holds data needed for single-precision routines to perform TT computations. This array is initialized in the s_init_trig_transform and s_commit_trig_transform routines.

As *dpar* and *spar* have similar elements in respective positions, the elements are described together in [Table 13-3](#):

Table 13-3 Elements of the *dpar* and *spar* Arrays

Index	Description
0	Contains the first absolute tolerance used by the appropriate ?_commit_trig_transform routine. For a staggered cosine or a sine transform, $f[n]$ should be equal to 0.0 and for a staggered sine or a sine transform, $f[0]$ should be equal to 0.0. The ?_commit_trig_transform routine checks whether absolute values of these parameters are below $dpar[0]*n$

Index	Description
	or <code>spar[0]*n</code> , depending on the routine precision. To suppress warnings resulting from tolerance checks, set <code>dpar[0]</code> or <code>spar[0]</code> to a sufficiently large number.
1	Reserved for future use.
2 through $5n/2+1$	<p>Contain tabulated values of trigonometric functions. Contents of the elements depend upon the type of transform <code>tt_type</code>, set up in the <code>?_commit_trig_transform</code> routine:</p> <ul style="list-style-type: none">• If <code>tt_type=MKL_SINE_TRANSFORM</code>, the transform uses only the first $n/2$ array elements, which contain tabulated sine values.• If <code>tt_type=MKL_STAGGERED_SINE_TRANSFORM</code>, the transform uses only the first $3n/2$ array elements, which contain tabulated sine and cosine values.• If <code>tt_type=MKL_STAGGERED2_SINE_TRANSFORM</code>, the transform uses all the $5n/2$ array elements, which contain tabulated sine and cosine values.• If <code>tt_type=MKL_COSINE_TRANSFORM</code>, the transform uses only the first n array elements, which contain tabulated cosine values.• If <code>tt_type=MKL_STAGGERED_COSINE_TRANSFORM</code>, the transform uses only the first $3n/2$ elements, which contain tabulated sine and cosine values.• If <code>tt_type=MKL_STAGGERED2_COSINE_TRANSFORM</code>, the transform uses all the $5n/2$ elements, which contain tabulated sine and cosine values.



NOTE. To save memory, you can define the array size depending upon the type of transform.

Caveat on Parameter Modifications

Flexibility of the TT interface enables you to skip calling the `?_init_trig_transform` routine and to initialize the basic data structures explicitly in your code. You may also need to modify the contents of `ipar`, `dpar` and `spar` arrays after initialization. When doing so, provide correct and consistent data in the arrays. Mistakenly altered arrays cause errors or wrong computation. You can perform a basic check for correctness and consistency of parameters by calling the `?_commit_trig_transform` routine; however, this does not ensure the correct result of a transform but only reduces the chance of errors or wrong results.



NOTE. To supply correct and consistent parameters to TT routines, you should have considerable experience in using the TT interface and good understanding of elements that the *ipar*, *spar* and *dpar* arrays contain and dependencies between values of these elements.

However, in rare occurrences, even advanced users might fail to compute a transform using TT routines after the parameter modifications. In cases like these, refer for technical support at <http://www.intel.com/software/products/support/>.



WARNING. The only way that ensures proper computation of the Trigonometric Transforms is to follow a typical sequence of invoking the routines and not change the default set of parameters. So, avoid modifications of *ipar*, *dpar* and *spar* arrays unless a strong need arises.

Implementation Details

Several aspects of the Intel MKL TT interface are platform-specific and language-specific. To promote portability across platforms and ease of use across different languages, users are provided with the TT language-specific header files to include in their code. Currently, the following of them are available:

- `mkl_trig_transforms.h`, to be used together with `mkl_dfti.h`, for C programs.
- `mkl_trig_transforms.f90`, to be used together with `mkl_dfti.f90`, for Fortran 90 programs.



NOTE. Use of the Intel MKL TT software without including one of the above header files is not supported.

C-specific Header File

The C-specific header file defines the following function prototypes:

```
void d_init_trig_transform(int *, int *, int *, double *, int *);
```

```
void d_commit_trig_transform(double *, DFTI_DESCRIPTOR_HANDLE *, int *, double *, int *);
```

```
void d_forward_trig_transform(double *, DFTI_DESCRIPTOR_HANDLE *, int *, double *, int *);
void d_backward_trig_transform(double *, DFTI_DESCRIPTOR_HANDLE *, int *, double *, int *);

void s_init_trig_transform(int *, int *, int *, float *, int *);
void s_commit_trig_transform(float *, DFTI_DESCRIPTOR_HANDLE *, int *, float *, int *);

void s_forward_trig_transform(float *, DFTI_DESCRIPTOR_HANDLE *, int *, float *, int *);
void s_backward_trig_transform(float *, DFTI_DESCRIPTOR_HANDLE *, int *, float *, int *);

void free_trig_transform(DFTI_DESCRIPTOR_HANDLE *, int *, int *);
```

Fortran-Specific Header File

The Fortran90-specific header file defines the following function prototypes:

```
SUBROUTINE D_INIT_TRIG_TRANSFORM(n, tt_type, ipar, dpar, stat)
```

```
    INTEGER, INTENT(IN) :: n, tt_type
```

```
    INTEGER, INTENT(INOUT) :: ipar(*)
```

```
    REAL(8), INTENT(INOUT) :: dpar(*)
```

```
    INTEGER, INTENT(OUT) :: stat
```

```
END SUBROUTINE D_INIT_TRIG_TRANSFORM
```

```
SUBROUTINE D_COMMIT_TRIG_TRANSFORM(f, handle, ipar, dpar, stat)
```

```
    REAL(8), INTENT(INOUT) :: f(*)
```

```
    TYPE(DFTI_DESCRIPTOR), POINTER :: handle
```

```
    INTEGER, INTENT(INOUT) :: ipar(*)
```

```
    REAL(8), INTENT(INOUT) :: dpar(*)
```

```
    INTEGER, INTENT(OUT) :: stat
```

```
END SUBROUTINE D_COMMIT_TRIG_TRANSFORM
```

```
SUBROUTINE D_FORWARD_TRIG_TRANSFORM(f, handle, ipar, dpar, stat)
```

```
    REAL(8), INTENT(INOUT) :: f(*)
```

```
    TYPE(DFTI_DESCRIPTOR), POINTER :: handle
```

```
    INTEGER, INTENT(INOUT) :: ipar(*)
```

```
    REAL(8), INTENT(INOUT) :: dpar(*)
```

```
    INTEGER, INTENT(OUT) :: stat
```

```
END SUBROUTINE D_FORWARD_TRIG_TRANSFORM
```

```
SUBROUTINE D_BACKWARD_TRIG_TRANSFORM(f, handle, ipar, dpar, stat)
```

```
    REAL(8), INTENT(INOUT) :: f(*)
```

```
    TYPE(DFTI_DESCRIPTOR), POINTER :: handle
```

```
    INTEGER, INTENT(INOUT) :: ipar(*)
    REAL(8), INTENT(INOUT) :: dpar(*)
    INTEGER, INTENT(OUT) :: stat
END SUBROUTINE D_BACKWARD_TRIG_TRANSFORM

SUBROUTINE S_INIT_TRIG_TRANSFORM(n, tt_type, ipar, spar, stat)
    INTEGER, INTENT(IN) :: n, tt_type
    INTEGER, INTENT(INOUT) :: ipar(*)
    REAL(4), INTENT(INOUT) :: spar(*)
    INTEGER, INTENT(OUT) :: stat
END SUBROUTINE S_INIT_TRIG_TRANSFORM

SUBROUTINE S_COMMIT_TRIG_TRANSFORM(f, handle, ipar, spar, stat)
    REAL(4), INTENT(INOUT) :: f(*)
    TYPE(DFTI_DESCRIPTOR), POINTER :: handle
    INTEGER, INTENT(INOUT) :: ipar(*)
    REAL(4), INTENT(INOUT) :: spar(*)
    INTEGER, INTENT(OUT) :: stat
END SUBROUTINE S_COMMIT_TRIG_TRANSFORM

SUBROUTINE S_FORWARD_TRIG_TRANSFORM(f, handle, ipar, spar, stat)
    REAL(4), INTENT(INOUT) :: f(*)
    TYPE(DFTI_DESCRIPTOR), POINTER :: handle
    INTEGER, INTENT(INOUT) :: ipar(*)
    REAL(4), INTENT(INOUT) :: spar(*)
    INTEGER, INTENT(OUT) :: stat
END SUBROUTINE S_FORWARD_TRIG_TRANSFORM
```

```

SUBROUTINE S_BACKWARD_TRIG_TRANSFORM(f, handle, ipar, spar, stat)
    REAL(4), INTENT(INOUT) :: f(*)
    TYPE(DFTI_DESCRIPTOR), POINTER :: handle
    INTEGER, INTENT(INOUT) :: ipar(*)
    REAL(4), INTENT(INOUT) :: spar(*)
    INTEGER, INTENT(OUT) :: stat
END SUBROUTINE S_BACKWARD_TRIG_TRANSFORM

```

```

SUBROUTINE FREE_TRIG_TRANSFORM(handle, ipar, stat)
    INTEGER, INTENT(INOUT) :: ipar(*)
    TYPE(DFTI_DESCRIPTOR), POINTER :: handle
    INTEGER, INTENT(OUT) :: stat
END SUBROUTINE FREE_TRIG_TRANSFORM

```

Fortran 90 specifics of the TT routines usage are similar for all Intel MKL PDE support tools and described in the [Calling PDE Support Routines from Fortran 90](#) section.

Poisson Library Routines

In addition to Real Discrete Trigonometric Transforms (TT) interface (refer to [Trigonometric Transform Routines](#)), Intel® MKL supports the Poisson Library interface, referred to as PL interface. The interface implements a group of routines (PL routines) used to compute a solution of Laplace, Poisson, and Helmholtz problems of special kind using discrete Fourier transforms. Laplace and Poisson problems are special cases of a more general Helmholtz problem. The problems being solved are defined more exactly in the [Poisson Library Implemented](#) subsection. The PL interface provides much flexibility of use: you can adjust routines to your particular needs at the cost of manual tuning routine parameters or just call routines with default parameter values. The interface can adjust style of error and warning messages to C or Fortran notations by setting up a dedicated parameter. This adds convenience to debugging, because users can read information in the way that is natural for their code. The Intel MKL PL interface currently contains only routines that implement the following solvers:

- Fast Laplace, Poisson and Helmholtz solvers in a Cartesian coordinate system
- Fast Poisson and Helmholtz solvers in a spherical coordinate system.

To describe the Intel MKL PL interface, the C convention is used. Fortran usage specifics can be found in the [Calling PDE Support Routines from Fortran 90](#) section.

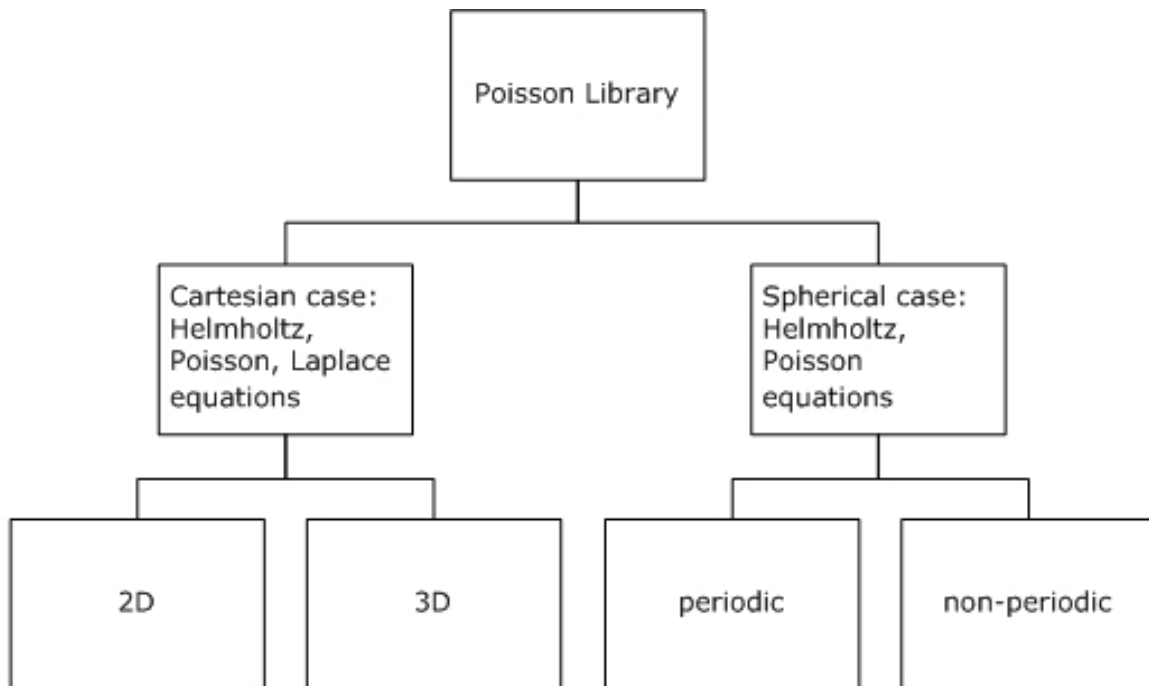


NOTE. Fortran users should mind that respective array indices in Fortran increase by 1.

Poisson Library Implemented

PL routines enable approximate solving of certain two-dimensional and three-dimensional problems. [Figure 13-2](#) shows the general structure of the Poisson Library.

Figure 13-2 Structure of the Poisson Library



Sections below provide details of the problems that can be solved using Intel MKL PL.

Two-Dimensional Problems

Notational Conventions

The PL interface description uses the following notation for boundaries of a rectangular domain $a_x < x < b_x$, $a_y < y < b_y$ on a Cartesian plane:

$$bd_a_x = \{x = a_x, a_y \leq y \leq b_y\}, bd_b_x = \{x = b_x, a_y \leq y \leq b_y\}$$

$$bd_a_y = \{a_x \leq x \leq b_x, y = a_y\}, bd_b_y = \{a_x \leq x \leq b_x, y = b_y\}.$$

The wildcard "+" may stand for any of the symbols a_x , b_x , a_y , b_y , so that bd_+ denotes any of the above boundaries.

The PL interface description uses the following notation for boundaries of a rectangular domain $a_\phi < \phi < b_\phi$, $a_\theta < \theta < b_\theta$ on a sphere $0 \leq \phi \leq 2\pi$, $0 \leq \theta \leq \pi$:

$$bd_a_\phi = \{\phi = a_\phi, a_\theta \leq \theta \leq b_\theta\}, bd_b_\phi = \{\phi = b_\phi, a_\theta \leq \theta \leq b_\theta\}$$

$$bd_a_\theta = \{a_\phi \leq \phi \leq b_\phi, \theta = a_\theta\}, bd_b_\theta = \{a_\phi \leq \phi \leq b_\phi, \theta = b_\theta\}.$$

The wildcard "~" may stand for any of the symbols a_ϕ , b_ϕ , a_θ , b_θ , so that $bd_~$ denotes any of the above boundaries.

Two-dimensional (2D) Helmholtz problem on a Cartesian plane

The 2D Helmholtz problem is to find an approximate solution of the Helmholtz equation

$$-\frac{\partial^2 u}{\partial x^2} - \frac{\partial^2 u}{\partial y^2} + qu = f(x, y), q = \text{const} \geq 0$$

in a rectangle, that is, a rectangular domain $a_x < x < b_x$, $a_y < y < b_y$, with one of the following boundary conditions on each boundary bd_+ :

- The Dirichlet boundary condition

$$u(x, y) = G(x, y)$$

- The Neumann boundary condition

$$\frac{\partial u}{\partial n}(x, y) = g(x, y)$$

where

$$n = -x \text{ on } bd_a_x, \quad n = x \text{ on } bd_b_x,$$

$$n = -y \text{ on } bd_a_y, \quad n = y \text{ on } bd_b_y.$$

Two-dimensional (2D) Poisson problem on a Cartesian plane

The Poisson problem is a special case of the Helmholtz problem, when $q=0$. The 2D Poisson problem is to find an approximate solution of the Poisson equation

$$-\frac{\partial^2 u}{\partial x^2} - \frac{\partial^2 u}{\partial y^2} = f(x, y)$$

in a rectangle $a_x < x < b_x$, $a_y < y < b_y$ with the Dirichlet or Neumann boundary condition on each boundary bd_+ . In case of a problem with the Neumann boundary condition on the entire boundary, you can find the solution of the problem only up to a constant. In this case, the Poisson Library will compute the solution that provides the minimal Euclidean norm of a residual.

Two-dimensional (2D) Laplace problem on a Cartesian plane

The Laplace problem is a special case of the Helmholtz problem, when $q=0$ and $f(x, y)=0$. The 2D Laplace problem is to find an approximate solution of the Laplace equation

$$\frac{\partial^2 u}{\partial x^2} + \frac{\partial^2 u}{\partial y^2} = 0$$

in a rectangle $a_x < x < b_x, a_y < y < b_y$ with the Dirichlet or Neumann boundary condition on each boundary bd_+ .

Helmholtz problem on a sphere

The Helmholtz problem on a sphere is to find an approximate solution of the Helmholtz equation

$$-\Delta_s u + qu = f, \quad q = const \geq 0,$$

$$\Delta_s = \frac{1}{\sin^2 \theta} \frac{\partial^2}{\partial \varphi^2} + \frac{1}{\sin \theta} \frac{\partial}{\partial \theta} \left(\sin \theta \frac{\partial}{\partial \theta} \right)$$

in a spherical rectangle that is, a domain bounded by angles $a_\phi \leq \phi \leq b_\phi, a_\theta \leq \theta \leq b_\theta$, with boundary conditions for particular domains listed in [Table 13-4](#).

Table 13-4 Details of Helmholtz Problem on a Sphere

Domain on a sphere	Boundary condition	Periodic/non-periodic case
Rectangular, that is, $b_\phi - a_\phi < 2 \pi$ and $b_\theta - a_\theta < \pi$	Homogeneous Dirichlet boundary conditions on each boundary $bd_~$	<i>non-periodic</i>
Where $a_\phi = 0, b_\phi = 2 \pi$, and $b_\theta - a_\theta < \pi$	Homogeneous Dirichlet boundary conditions on the boundaries bd_a_θ and bd_b_θ	<i>periodic</i>
Entire sphere, that is, $a_\phi = 0, b_\phi = 2 \pi, a_\theta = 0$, and $b_\theta = \pi$	Boundary condition	<i>periodic</i>
$\left(\sin \theta \frac{\partial u}{\partial \theta} \right)_{\substack{\theta \rightarrow 0 \\ \theta \rightarrow \pi}} = 0$		
at the poles.		

Poisson problem on a sphere

The Poisson problem is a special case of the Helmholtz problem, when $q=0$. The Poisson problem on a sphere is to find an approximate solution of the Poisson equation

$$-\Delta_s u = f, \quad \Delta_s = \frac{1}{\sin^2 \theta} \frac{\partial^2}{\partial \phi^2} + \frac{1}{\sin \theta} \frac{\partial}{\partial \theta} \left(\sin \theta \frac{\partial}{\partial \theta} \right)$$

in a spherical rectangle $a_\phi \leq \phi \leq b_\phi, a_\theta \leq \theta \leq b_\theta$ in cases listed in [Table 13-4](#). The solution to the Poisson problem on the entire sphere can be found up to a constant only. In this case, Poisson Library will compute the solution that provides the minimal Euclidean norm of a residual.

Approximation of 2D problems

To find an approximate solution for any of the 2D problems, a uniform mesh is built in the rectangular domain:

$$\{x_i = a_x + ih_x, y_j = a_y + jh_y\},$$

$$i = 0, \dots, n_x, j = 0, \dots, n_y, h_x = \frac{b_x - a_x}{n_x}, h_y = \frac{b_y - a_y}{n_y}$$

in the Cartesian case and

$$\{\phi_i = a_\phi + ih_\phi, \theta_j = a_\theta + jh_\theta\},$$

$$i = 0, \dots, n_\phi, j = 0, \dots, n_\theta, h_\phi = \frac{b_\phi - a_\phi}{n_\phi}, h_\theta = \frac{b_\theta - a_\theta}{n_\theta}$$

in the spherical case.

Poisson Library uses the standard five-point finite difference approximation on this mesh to compute the approximation to the solution:

- In the Cartesian case, the values of the approximate solution will be computed in the mesh points (x_i, y_j) provided that the user knows the values of the right-hand side $f(x, y)$ in these points and the values of the appropriate boundary functions $G(x, y)$ and/or $g(x, y)$ in the mesh points laying on the boundary of the rectangular domain.
- In the spherical case, the values of the approximate solution will be computed in the mesh points (ϕ_i, θ_j) provided that the user knows the values of the right-hand side $f(\phi, \theta)$ in these points.



NOTE. The number of mesh intervals n_ϕ in the ϕ direction of a spherical mesh must be even in the periodic case. The current implementation of the Poisson Library does not support meshes with the number of intervals that does not meet this condition.

Three-Dimensional Problems

Notational Conventions

The PL interface description uses the following notation for boundaries of a parallelepiped domain $a_x < x < b_x, a_y < y < b_y, a_z < z < b_z$:

$$bd_a_x = \{x = a_x, a_y \leq y \leq b_y, a_z \leq z \leq b_z\}, bd_b_x = \{x = b_x, a_y \leq y \leq b_y, a_z \leq z \leq b_z\}$$

$$bd_a_y = \{a_x \leq x \leq b_x, y = a_y, a_z \leq z \leq b_z\}, bd_b_y = \{a_x \leq x \leq b_x, y = b_y, a_z \leq z \leq b_z\}$$

$$bd_a_z = \{a_x \leq x \leq b_x, a_y \leq y \leq b_y, z = a_z\}, bd_b_z = \{a_x \leq x \leq b_x, a_y \leq y \leq b_y, z = b_z\}.$$

The wildcard "+" may stand for any of the symbols $a_x, b_x, a_y, b_y, a_z, b_z$, so that bd_+ denotes any of the above boundaries.

Three-dimensional (3D) Helmholtz problem

The 3D Helmholtz problem is to find an approximate solution of the Helmholtz equation

$$-\frac{\partial^2 u}{\partial x^2} - \frac{\partial^2 u}{\partial y^2} - \frac{\partial^2 u}{\partial z^2} + qu = f(x, y, z), q = \text{const} \geq 0$$

in a parallelepiped, that is, a parallelepiped domain $a_x < x < b_x, a_y < y < b_y, a_z < z < b_z$, with one of the following boundary conditions on each boundary bd_+ :

- The Dirichlet boundary condition

$$u(x, y, z) = G(x, y, z)$$

- The Neumann boundary condition

$$\frac{\partial u}{\partial n}(x, y, z) = g(x, y, z)$$

where

$$n = -x \text{ on } bd_{-a_x}, n = x \text{ on } bd_{+b_x},$$

$$n = -y \text{ on } bd_{-a_y}, n = y \text{ on } bd_{+b_y},$$

$$n = -z \text{ on } bd_{-a_z}, n = z \text{ on } bd_{+b_z}.$$

Three-dimensional (3D) Poisson problem

The Poisson problem is a special case of the Helmholtz problem, when $q=0$. The 3D Poisson problem is to find an approximate solution of the Poisson equation

$$-\frac{\partial^2 u}{\partial x^2} - \frac{\partial^2 u}{\partial y^2} - \frac{\partial^2 u}{\partial z^2} = f(x, y, z)$$

in a parallelepiped $a_x < x < b_x$, $a_y < y < b_y$, $a_z < z < b_z$ with Dirichlet or Neumann boundary condition on each boundary bd_+ .

Three-dimensional (3D) Laplace problem

The Laplace problem is a special case of the Helmholtz problem, when $q=0$ and $f(x, y, z)=0$. The 3D Laplace problem is to find an approximate solution of the Laplace equation

$$\frac{\partial^2 u}{\partial x^2} + \frac{\partial^2 u}{\partial y^2} + \frac{\partial^2 u}{\partial z^2} = 0$$

in a parallelepiped $a_x < x < b_x$, $a_y < y < b_y$, $a_z < z < b_z$ with the Dirichlet or Neumann boundary condition on each boundary bd_+ .

Approximation of 3D problems

To find an approximate solution for each of the 3D problems, a uniform mesh is built in the parallelepiped domain

$$\{x_i = a_x + ih_x, y_j = a_y + jh_y, z_k = a_z + kh_z\}$$

where

$$i = 0, \dots, n_x, j = 0, \dots, n_y, k = 0, \dots, n_z$$

$$h_x = \frac{b_x - a_x}{n_x}, h_y = \frac{b_y - a_y}{n_y}, h_z = \frac{b_z - a_z}{n_z}$$

The Poisson Library uses the standard seven-point finite difference approximation on this mesh to compute the approximation to the solution. The values of the approximate solution will be computed in the mesh points (x_i, y_j, z_k) , provided that the user knows the values of the right-hand side $f(x, y, z)$ in these points and the values of the appropriate boundary functions $G(x, y, z)$ and/or $g(x, y, z)$ in the mesh points laying on the boundary of the parallelepiped domain.

Sequence of Invoking PL Routines



NOTE. This description always considers the solution process for the Helmholtz problem, because Fast Poisson Solver and Fast Laplace Solver are special cases of Fast Helmholtz Solver (see [Poisson Library Implemented](#)).

Computation of a solution of the Helmholtz problem using the PL interface is conceptually divided into four steps, each of which is performed via a dedicated routine. [Table 13-5](#) lists the routines and briefly describes their purpose.

Most PL routines have versions operating with single-precision and double-precision data. Names of such routines begin respectively with "s" and "d". The wildcard "?" stands for either of these symbols in routine names. The routines for Cartesian coordinate system have 2D and 3D versions. Their names end respectively in "2D" and "3D". The routines for spherical coordinate system have periodic and non-periodic versions. Their names end respectively in "p" and "np"

Table 13-5 PL Interface Routines

Routine	Description
<code>?_init_Helmholtz_2D/?_init_Helmholtz_3D/ ?_init_sph_p/?_init_sph_np</code>	Initializes basic data structures of Poisson Library for Fast Helmholtz Solver in the 2D/3D/periodic/non-periodic case, respectively.
<code>?_commit_Helmholtz_2D/?_com- mit_Helmholtz_3D/ ?_commit_sph_p/?_com- mit_sph_np</code>	Checks consistency and correctness of user's data, creates and initializes data structures to be used by the Intel MKL FFT interface ¹ , as well as other data structures needed for the solver.

Routine	Description
<code>?_Helmholtz_2D/?_Helmholtz_3D/ ?_sph_p/?_sph_np</code>	Computes an approximate solution of 2D/3D/periodic/non-periodic Helmholtz problem (see Poisson Library Implemented) specified by the parameters.
<code>free_Helmholtz_2D/free_Helmholtz_3D/ free_sph_p/free_sph_np</code>	Cleans the memory used by the data structures needed for calling the Intel MKL FFT interface ¹ .

¹ PL routines call the Intel MKL FFT interface for better performance.

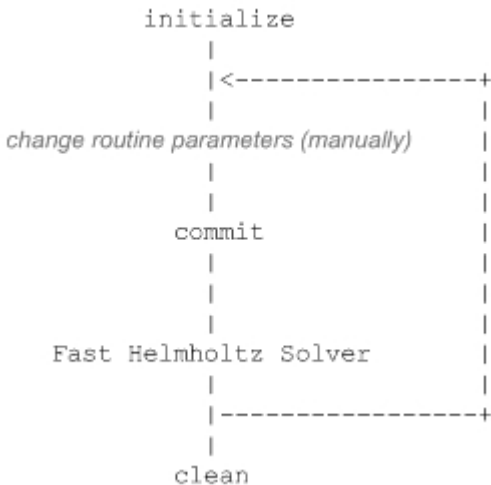
To find an approximate solution of Helmholtz problem only once, the Intel MKL PL interface routines are normally invoked in the order in which they are listed in [Table 13-5](#).



NOTE. Though the order of invoking PL routines may be changed, it is highly recommended to follow the above order of routine calls.

The diagram in [Figure 13-3](#) indicates the typical order in which PL routines can be invoked in a general case.

Figure 13-3 Typical Order of Invoking PL Routines



A general scheme of using PL routines for double-precision computations in a 3D Cartesian case is shown below. A similar scheme holds for single-precision computations with the only difference in the initial letter of routine names. The general scheme in a 2D Cartesian case differs from the one below in the set of routine parameters and the ending of routine names: "2D" instead of "3D".

```
...
d_init_Helmholtz_3D(&ax, &bx, &ay, &by, &az, &bz, &nx, &ny, &nz, BCtype, ipar, dpar, &stat);
/* change parameters in ipar and/or dpar if necessary. */
/* note that the result of the Fast Helmholtz Solver will be in f! If you want to keep the
data stored in f,
save it before the function call below */
d_commit_Helmholtz_3D(f, bd_ax, bd_bx, bd_ay, bd_by, bd_az, bd_bz, &xhandle, &yhandle, ipar,
dpar, &stat);
d_Helmholtz_3D(f, bd_ax, bd_bx, bd_ay, bd_by, bd_az, bd_bz, &xhandle, &yhandle, ipar, dpar,
&stat);
free_Helmholtz_3D (&xhandle, &yhandle, ipar, &stat);
/* here you may clean the memory used by f, dpar, ipar */
...
```

A general scheme of using PL routines for double-precision computations in a spherical periodic case is shown below. Similar scheme holds for single-precision computations with the only difference in the initial letter of routine names. The general scheme in a spherical non-periodic case differs from the one below in the set of routine parameters and the ending of routine names: "np" instead of "p".

```
...
d_init_sph_p(&ap, &bp, &at, &bt, &np, &nt, &q, ipar, dpar, &stat);
/* change parameters in ipar and/or dpar if necessary. */
/* note that the result of the Fast Helmholtz Solver will be in f! If you want to
keep the data stored in f, save it before the function call below */
d_commit_sph_p(f, &handle_s, &handle_c, ipar, dpar, &stat);
d_sph_p(f, &handle_s, &handle_c, ipar, dpar, &stat);
free_sph_p(&handle_s, &handle_c, ipar, &stat);
/* here you may clean the memory used by f, dpar, ipar */
...
```

You can find examples of Fortran 90 and C code that use PL routines to solve Helmholtz problem (in both Cartesian and spherical cases) in the `examples\pdepoissonf\source` and `examples\pdepoissonc\source` folders of your Intel MKL directory.

Interface Description

All types in this documentation are standard C types: `int`, `float`, and `double`. Fortran 90 users can call the routines with `INTEGER`, `REAL`, and `DOUBLE PRECISION` Fortran types, respectively (see examples in the `examples\pdepoissonf\source` and `examples\pdepoissonc\source` folders of your Intel MKL directory).

The interface description uses the built-in type `int` for integer values. If you employ the ILP64 interface, read this type as `long long int` (or `INTEGER*8` for Fortran). For more information, refer to the *Intel(R) MKL User's Guide*.

Routine Options

All PL routines use parameters for passing various options to the routines. These parameters are arrays `ipar`, `dpar` and `spar`. Values for these parameters should be specified very carefully (see [Common Parameters](#)). You can change these values during computations to meet your needs.



WARNING. To avoid failure or wrong results, you must provide correct and consistent parameters to the routines.

User Data Arrays

PL routines take arrays of user data as input. For example, user arrays are passed to the routine `d_Helmholtz_3D` to compute an approximate solution to 3D Helmholtz problem. To minimize storage requirements and improve the overall run-time efficiency, Intel MKL PL routines do not make copies of user input arrays.



NOTE. If you need a copy of your input data arrays, save them yourself.

PL Routines for the Cartesian Solver

The section gives detailed description of Cartesian PL routines, their syntax, parameters and values they return. All flavors of the same routine, namely, double-precision and single-precision, 2D and 3D, are described together.



NOTE. Some of the routine parameters are used only in the 3D Fast Helmholtz Solver.

PL routines call the Intel MKL FFT interface (described in section “[FFT Functions](#)” in chapter “Fast Fourier Transforms”), which enhances performance of the routines.

`?_init_Helmholtz_2D/?_init_Helmholtz_3D`

Initializes basic data structures of the Fast 2D/3D Helmholtz Solver.

Syntax

```
void d_init_Helmholtz_2D(double* ax, double* bx, double* ay, double* by,
int* nx, int* ny, char* Bctype, double* q, int* ipar, double* dpar, int*
stat);

void s_init_Helmholtz_2D(float* ax, float* bx, float* ay, float* by, int*
nx, int* ny, char* Bctype, float* q, int* ipar, float* spar, int* stat);

void d_init_Helmholtz_3D(double* ax, double* bx, double* ay, double* by,
double* az, double* bz, int* nx, int* ny, int* nz, char* Bctype, double* q,
int* ipar, double* dpar, int* stat);

void s_init_Helmholtz_3D(float* ax, float* bx, float* ay, float* by, float*
az, float* bz, int* nx, int* ny, int* nz, char* Bctype, float* q, int* ipar,
float* spar, int* stat);
```

Input Parameters

<code>ax</code>	double* for d_init_Helmholtz_2D/d_init_Helmholtz_3D, float* for s_init_Helmholtz_2D/s_init_Helmholtz_3D. The coordinate of the leftmost boundary of the domain along x-axis.
-----------------	--

<i>bx</i>	double* for d_init_Helmholtz_2D/d_init_Helmholtz_3D, float* for s_init_Helmholtz_2D/s_init_Helmholtz_3D. The coordinate of the rightmost boundary of the domain along x-axis.
<i>ay</i>	double* for d_init_Helmholtz_2D/d_init_Helmholtz_3D, float* for s_init_Helmholtz_2D/s_init_Helmholtz_3D. The coordinate of the leftmost boundary of the domain along y-axis.
<i>by</i>	double* for d_init_Helmholtz_2D/d_init_Helmholtz_3D, float* for s_init_Helmholtz_2D/s_init_Helmholtz_3D. The coordinate of the rightmost boundary of the domain along y-axis.
<i>az</i>	double* for d_init_Helmholtz_2D/d_init_Helmholtz_3D, float* for s_init_Helmholtz_2D/s_init_Helmholtz_3D. The coordinate of the leftmost boundary of the domain along z-axis. This parameter is needed only for the ?_init_Helmholtz_3D routine.
<i>bz</i>	double* for d_init_Helmholtz_2D/d_init_Helmholtz_3D, float* for s_init_Helmholtz_2D/s_init_Helmholtz_3D. The coordinate of the rightmost boundary of the domain along z-axis. This parameter is needed only for the ?_init_Helmholtz_3D routine.
<i>nx</i>	int*. The number of mesh intervals along x-axis.
<i>ny</i>	int*. The number of mesh intervals along y-axis.
<i>nz</i>	int*. The number of mesh intervals along z-axis. This parameter is needed only for the ?_init_Helmholtz_3D routine.
<i>BCTYPE</i>	char*. Contains the type of boundary conditions on each boundary. Must contain four characters for ?_init_Helmholtz_2D and six characters for ?_init_Helmholtz_3D. Each of the characters can be 'N' (Neumann boundary condition) or 'D' (Dirichlet boundary

condition). Types of boundary conditions for the boundaries should be specified in the following order: bd_a_x , bd_b_x , bd_a_y , bd_b_y , bd_a_z , bd_b_z . Boundary condition types for the last two boundaries should be specified only in the 3D case.

q double* for
`d_init_Helmholtz_2D/d_init_Helmholtz_3D,`
float* for `s_init_Helmholtz_2D/s_init_Helmholtz_3D`
.
The constant Helmholtz coefficient. Note that to solve Poisson or Laplace problem, you should set the value of q to 0.

Output Parameters

$ipar$ int array of size 128. Contains integer data to be used by Fast Helmholtz Solver (for details, refer to [Common Parameters](#)).

$dpar$ double array of size $5 \times nx/2 + 7$ in the 2D case or $5 \times (nx + ny)/2 + 9$ in the 3D case. Contains double-precision data to be used by Fast Helmholtz Solver (for details, refer to [Common Parameters](#)).

$spar$ float array of size $5 \times nx/2 + 7$ in the 2D case or $5 \times (nx + ny)/2 + 9$ in the 3D case. Contains single-precision data to be used by Fast Helmholtz Solver (for details, refer to [Common Parameters](#)).

$stat$ int*. Routine completion status, which is also written to $ipar[0]$. The status should be 0 to proceed to other PL routines.

Description

The routines `?_init_Helmholtz_2D/?_init_Helmholtz_3D` are declared in the `mkl_poisson.h` header file for the C interface and `mkl_poisson.f90` header file for the Fortran interface. The routines initialize basic data structures for Poisson Library computations of the appropriate precision. All routines invoked after a call to a `?_init_Helmholtz_2D/?_init_Helmholtz_3D` routine use values of the $ipar$, $dpar$ and $spar$ array parameters returned by the routine. Detailed description of the array parameters can be found in [Common Parameters](#).



WARNING. Data structures initialized and created by 2D/3D flavors of the routine cannot be used by 3D/2D flavors of any PL routines, respectively.

You can skip calling this routine in your code. However, see [Caveat on Parameter Modifications](#) before doing so.

Return Values

`stat= 0`

The routine successfully completed the task. In general, to proceed with computations, the routine should complete with this `stat` value.

`stat= -99999`

The routine failed to complete the task because of a fatal error.

?_commit_Helmholtz_2D/?_commit_Helmholtz_3D

Checks consistency and correctness of user's data as well as initializes certain data structures required to solve 2D/3D Helmholtz problem.

Syntax

```
void d_commit_Helmholtz_2D(double* f, double* bd_ax, double* bd_bx, double*
bd_ay, double* bd_by, DFTI_DESCRIPTOR* xhandle, int* ipar, double* dpar, int*
stat);
```

```
void s_commit_Helmholtz_2D (float* f, float* bd_ax, float* bd_bx, float*
bd_ay, float* bd_by, DFTI_DESCRIPTOR* xhandle, int* ipar, float* spar, int*
stat);
```

```
void d_commit_Helmholtz_3D(double* f, double* bd_ax, double* bd_bx, double*
bd_ay, double* bd_by, double* bd_az, double* bd_bz, DFTI_DESCRIPTOR* xhandle,
DFTI_DESCRIPTOR* yhandle, int* ipar, double* dpar, int* stat);
```

```
void s_commit_Helmholtz_3D(float* f, float* bd_ax, float* bd_bx, float*
bd_ay, float* bd_by, float* bd_az, float* bd_bz, DFTI_DESCRIPTOR* xhandle,
DFTI_DESCRIPTOR* yhandle, int* ipar, float* spar, int* stat);
```


Input Parameters

<i>f</i>	<pre>double* for d_commit_Helmholtz_2D/d_com- mit_Helmholtz_3D, float* for s_commit_Helmholtz_2D/s_com- mit_Helmholtz_3D.</pre> <p>Contains the right-hand side of the problem packed in a single vector.</p> <p>The size of the vector for the 2D problem is $(nx+1)*(ny+1)$. In this case, the value of the right-hand side in the mesh point (i, j) is stored in $f[i+j*(nx+1)]$.</p> <p>The size of the vector for the 3D problem is $(nx+1)*(ny+1)*(nz+1)$. In this case, value of the right-hand side in the mesh point (i, j, k) is stored in $f[i+j*(nx+1)+k*(nx+1)*(ny+1)]$.</p> <p>Note that to solve the Laplace problem, you should set all the elements of the array <i>f</i> to 0.</p> <p>Note also that the array <i>f</i> may be altered by the routine. To preserve the vector, save it in another memory location.</p>
<i>ipar</i>	<pre>int</pre> <p>array of size 128. Contains integer data to be used by Fast Helmholtz Solver (for details, refer to Common Parameters).</p>
<i>dpar</i>	<pre>double</pre> <p>array of size $5*nx/2+7$ in the 2D case or $5*(nx+ny)/2+9$ in the 3D case. Contains double-precision data to be used by Fast Helmholtz Solver (for details, refer to Common Parameters).</p>
<i>spar</i>	<pre>float</pre> <p>array of size $5*nx/2+7$ in the 2D case or $5*(nx+ny)/2+9$ in the 3D case. Contains single-precision data to be used by Fast Helmholtz Solver (for details, refer to Common Parameters).</p>
<i>bd_ax</i>	<pre>double* for d_commit_Helmholtz_2D/d_com- mit_Helmholtz_3D, float* for s_commit_Helmholtz_2D/s_com- mit_Helmholtz_3D.</pre> <p>Contains values of the boundary condition on the leftmost boundary of the domain along <i>x</i>-axis.</p>

For `?_commit_Helmholtz_2D`, the size of the array is $ny+1$. In case of the Dirichlet boundary condition (value of `BCtype[0]` is 'D'), it contains values of the function $G(ax, y_j)$, $j=0, \dots, ny$. In case of the Neumann boundary condition (value of `BCtype[0]` is 'N'), it contains values of the function $g(ax, y_j)$, $j=0, \dots, ny$. The value corresponding to the index j is placed in `bd_ax[j]`.

For `?_commit_Helmholtz_3D`, the size of the array is $(ny+1)*(nz+1)$. In case of the Dirichlet boundary condition (value of `BCtype[0]` is 'D'), it contains values of the function $G(ax, y_j, z_k)$, $j=0, \dots, ny, k=0, \dots, nz$. In case of the Neumann boundary condition (value of `BCtype[0]` is 'N'), it contains the values of the function $g(ax, y_j, z_k)$, $j=0, \dots, ny, k=0, \dots, nz$. The values are packed in the array so that the value corresponding to indices (j, k) is placed in `bd_ax[j+k*(ny+1)]`.

`bd_bx`

`double* for d_commit_Helmholtz_2D/d_commit_Helmholtz_3D,`
`float* for s_commit_Helmholtz_2D/s_commit_Helmholtz_3D.`

Contains values of the boundary condition on the rightmost boundary of the domain along x -axis.

For `?_commit_Helmholtz_2D`, the size of the array is $ny+1$. In case of the Dirichlet boundary condition (value of `BCtype[1]` is 'D'), it contains values of the function $G(bx, y_j)$, $j=0, \dots, ny$. In case of the Neumann boundary condition (value of `BCtype[1]` is 'N'), it contains values of the function $g(bx, y_j)$, $j=0, \dots, ny$. The value corresponding to the index j is placed in `bd_bx[j]`.

For `?_commit_Helmholtz_3D`, the size of the array is $(ny+1)*(nz+1)$. In case of the Dirichlet boundary condition (value of `BCtype[1]` is 'D'), it contains values of the function $G(bx, y_j, z_k)$, $j=0, \dots, ny, k=0, \dots, nz$. In case of the Neumann boundary condition (value of `BCtype[1]` is 'N'), it contains the values of the function $g(bx, y_j, z_k)$, $j=0, \dots, ny, k=0, \dots, nz$. The values are packed in the array so that the value corresponding to indices (j, k) is placed in `bd_bx[j+k*(ny+1)]`.

bd_ay

```
double* for d_commit_Helmholtz_2D/d_com-
mit_Helmholtz_3D,
float* for s_commit_Helmholtz_2D/s_com-
mit_Helmholtz_3D.
```

Contains values of the boundary condition on the leftmost boundary of the domain along y -axis.

For `?_commit_Helmholtz_2D`, the size of the array is $nx+1$. In case of the Dirichlet boundary condition (value of `BCtype[2]` is 'D'), it contains values of the function $G(x_i, ay)$, $i=0, \dots, nx$. In case of the Neumann boundary condition (value of `BCtype[2]` is 'N'), it contains values of the function $g(x_i, ay)$, $i=0, \dots, nx$. The value corresponding to the index i is placed in `bd_ay[i]`.

For `?_commit_Helmholtz_3D`, the size of the array is $(nx+1)*(nz+1)$. In case of the Dirichlet boundary condition (value of `BCtype[2]` is 'D'), it contains values of the function $G(x_i, ay, z_k)$, $i=0, \dots, nx, k=0, \dots, nz$. In case of the Neumann boundary condition (value of `BCtype[2]` is 'N'), it contains the values of the function $g(x_i, ay, z_k)$, $i=0, \dots, nx, k=0, \dots, nz$. The values are packed in the array so that the value corresponding to indices (i, k) is placed in `bd_ay[i+k*(nx+1)]`.

bd_by

```
double* for d_commit_Helmholtz_2D/d_com-
mit_Helmholtz_3D,
float* for s_commit_Helmholtz_2D/s_com-
mit_Helmholtz_3D.
```

Contains values of the boundary condition on the rightmost boundary of the domain along y -axis.

For `?_commit_Helmholtz_2D`, the size of the array is $nx+1$. In case of the Dirichlet boundary condition (value of `BCtype[3]` is 'D'), it contains values of the function $G(x_i, by)$, $i=0, \dots, nx$. In case of the Neumann boundary condition (value of `BCtype[3]` is 'N'), it contains values of the function $g(x_i, by)$, $i=0, \dots, nx$. The value corresponding to the index i is placed in `bd_by[i]`.

For `?_commit_Helmholtz_3D`, the size of the array is $(nx+1)*(nz+1)$. In case of the Dirichlet boundary condition (value of `BCtype[3]` is 'D'), it contains values of the function

$G(x_i, by, z_k)$, $i=0, \dots, nx$, $k=0, \dots, nz$. In case of the Neumann boundary condition (value of `BCType[3]` is 'N'), it contains the values of the function $g(x_i, by, z_k)$, $i=0, \dots, nx$, $k=0, \dots, nz$. The values are packed in the array so that the value corresponding to indices (i, k) is placed in `bd_by[i+k*(nx+1)]`.

`bd_az`

`double* for d_commit_Helmholtz_2D/d_commit_Helmholtz_3D,`
`float* for s_commit_Helmholtz_2D/s_commit_Helmholtz_3D.`

This parameter is needed only for `?_commit_Helmholtz_3D`. Contains values of the boundary condition on the leftmost boundary of the domain along z -axis.

The size of the array is $(nx+1)*(ny+1)$. In case of the Dirichlet boundary condition (value of `BCType[4]` is 'D'), it contains values of the function $G(x_i, y_j, az)$, $i=0, \dots, nx$, $j=0, \dots, ny$. In case of the Neumann boundary condition (value of `BCType[4]` is 'N'), it contains the values of the function $g(x_i, y_j, az)$, $i=0, \dots, nx$, $j=0, \dots, ny$. The values are packed in the array so that the value corresponding to indices (i, j) is placed in `bd_az[i+j*(nx+1)]`.

`bd_bz`

`double* for d_commit_Helmholtz_2D/d_commit_Helmholtz_3D,`
`float* for s_commit_Helmholtz_2D/s_commit_Helmholtz_3D.`

This parameter is needed only for `?_commit_Helmholtz_3D`. Contains values of the boundary condition on the rightmost boundary of the domain along z -axis.

The size of the array is $(nx+1)*(ny+1)$. In case of the Dirichlet boundary condition (value of `BCType[5]` is 'D'), it contains values of the function $G(x_i, y_j, bz)$, $i=0, \dots, nx$, $j=0, \dots, ny$. In case of the Neumann boundary condition (value of `BCType[5]` is 'N'), it contains the values of the function $g(x_i, y_j, bz)$, $i=0, \dots, nx$, $j=0, \dots, ny$. The values are packed in the array so that the value corresponding to indices (i, j) is placed in `bd_bz[i+j*(nx+1)]`.

Output Parameters

<i>f</i>	Vector of the right-hand side of the problem. Possibly, altered on output.
<i>ipar</i>	Contains integer data to be used by Fast Helmholtz Solver. Modified on output as explained in Common Parameters .
<i>dpar</i>	Contains double-precision data to be used by Fast Helmholtz Solver. Modified on output as explained in Common Parameters .
<i>spar</i>	Contains single-precision data to be used by Fast Helmholtz Solver. Modified on output as explained in Common Parameters .
<i>xhandle, yhandle</i>	DESCRIPTOR_HANDLE*. Data structures used by the Intel MKL FFT interface (for details, refer to section “ FFT Functions ” in chapter “Fast Fourier Transforms”). <i>yhandle</i> is used only by <code>?_commit_Helmholtz_3D</code> .
<i>stat</i>	int*. Routine completion status, which is also written to <i>ipar</i> [0]. The status should be 0 to proceed to other PL routines.

Description

The routines `?_commit_Helmholtz_2D/?_commit_Helmholtz_3D` are declared in the `mkl_poisson.h` header file for the C interface and `mkl_poisson.f90` header file for the Fortran interface. The routines check consistency and correctness of the parameters to be passed to the solver routines `?_Helmholtz_2D/?_Helmholtz_3D`. They also initialize data structures *xhandle, yhandle* as well as arrays *ipar* and *dpar/spar*, depending upon the routine precision. Refer to [Common Parameters](#) to find out which particular array elements the `?_commit_Helmholtz_2D/?_commit_Helmholtz_3D` routines initialize and what values are written there.

The routines perform only a basic check for correctness and consistency. If you are going to modify parameters of PL routines, see the [Caveat on Parameter Modifications section](#). Unlike `?_init_Helmholtz_2D/?_init_Helmholtz_3D`, the routines `?_commit_Helmholtz_2D/?_commit_Helmholtz_3D` are mandatory, and you cannot skip calling them in your code. Values of *ax, bx, ay, by, az, bz, nx, ny, nz*, and *Bctype* are passed to each of the routines with the *ipar* array and defined in a previous call to the appropriate `?_init_Helmholtz_2D/?_init_Helmholtz_3D` routine.

Return Values

<code>stat= 1</code>	The routine completed without errors and produced some warnings.
<code>stat= 0</code>	The routine successfully completed the task.
<code>stat= -100</code>	The routine stopped because an error in the user's data was found or the data in the <code>dpar</code> , <code>spar</code> or <code>ipar</code> array was altered by mistake.
<code>stat= -1000</code>	The routine stopped because of an Intel MKL FFT or TT interface error.
<code>stat= -10000</code>	The routine stopped because the initialization failed to complete or the parameter <code>ipar[0]</code> was altered by mistake.
<code>stat= -99999</code>	The routine failed to complete the task because of a fatal error.

?_Helmholtz_2D/?_Helmholtz_3D

Computes the solution of 2D/3D Helmholtz problem specified by the parameters.

Syntax

```
void d_Helmholtz_2D(double* f, double* bd_ax, double* bd_bx, double* bd_ay,
double* bd_by, DFTI_DESCRIPTOR* xhandle, int* ipar, double* dpar, int* stat);

void s_Helmholtz_2D (float* f, float* bd_ax, float* bd_bx, float* bd_ay,
float* bd_by, DFTI_DESCRIPTOR* xhandle, int* ipar, float* spar, int* stat);

void d_Helmholtz_3D(double* f, double* bd_ax, double* bd_bx, double* bd_ay,
double* bd_by, double* bd_az, double* bd_bz, DFTI_DESCRIPTOR* xhandle,
DFTI_DESCRIPTOR* yhandle, int* ipar, double* dpar, int* stat);

void s_Helmholtz_3D(float* f, float* bd_ax, float* bd_bx, float* bd_ay,
float* bd_by, float* bd_az, float* bd_bz, DFTI_DESCRIPTOR* xhandle,
DFTI_DESCRIPTOR* yhandle, int* ipar, float* spar, int* stat);
```

Input Parameters

<code>f</code>	double* for d_Helmholtz_2D/d_Helmholtz_3D, float* for s_Helmholtz_2D/s_Helmholtz_3D.
----------------	---

Contains the right-hand side of the problem packed in a single vector and modified by the appropriate `?_commit_Helmholtz_2D/?_commit_Helmholtz_3D` routine. Note that an attempt to substitute the original right-hand side vector at this point will result in a wrong solution. The size of the vector for the 2D problem is $(nx+1)*(ny+1)$. In this case, value of the right-hand side in the mesh point (i, j) is stored in `f[i+j*(nx+1)]`. The size of the vector for the 3D problem is $(nx+1)*(ny+1)*(nz+1)$. In this case, value of the right-hand side in the mesh point (i, j, k) is stored in `f[i+j*(nx+1)+k*(nx+1)*(ny+1)]`.

<code>xhandle, yhandle</code>	DESCRIPTOR_HANDLE*. Data structures used by the Intel MKL FFT interface (for details, refer to section “ FFT Functions ” in chapter “Fast Fourier Transforms”). <code>yhandle</code> is used only by <code>?_Helmholtz_3D</code> .
<code>ipar</code>	int array of size 128. Contains integer data to be used by Fast Helmholtz Solver (for details, refer to Common Parameters).
<code>dpar</code>	double array of size $5*nx/2+7$ in the 2D case or $5*(nx+ny)/2+9$ in the 3D case. Contains double-precision data to be used by Fast Helmholtz Solver (for details, refer to Common Parameters).
<code>spar</code>	float array of size $5*nx/2+7$ in the 2D case or $5*(nx+ny)/2+9$ in the 3D case. Contains single-precision data to be used by Fast Helmholtz Solver (for details, refer to Common Parameters).
<code>bd_ax</code>	double* for <code>d_Helmholtz_2D/d_Helmholtz_3D</code> , float* for <code>s_Helmholtz_2D/s_Helmholtz_3D</code> . Contains values of the boundary condition on the leftmost boundary of the domain along x -axis. For <code>?_Helmholtz_2D</code> , the size of the array is $ny+1$. In case of the Dirichlet boundary condition (value of <code>BCtype[0]</code> is 'D'), it contains values of the function $G(ax, y_j)$, $j=0, \dots, ny$. In case of the Neumann boundary condition (value of <code>BCtype[0]</code> is 'N'), it contains values of the function $g(ax, y_j)$, $j=0, \dots, ny$. The value corresponding to the index j is placed in <code>bd_ax[j]</code> .

For `?_Helmholtz_3D`, the size of the array is $(ny+1)*(nz+1)$. In case of the Dirichlet boundary condition (value of `BCtype[0]` is 'D'), it contains values of the function $G(ax, y_j, z_k)$, $j=0, \dots, ny$, $k=0, \dots, nz$. In case of the Neumann boundary condition (value of `BCtype[0]` is 'N'), it contains the values of the function $g(ax, y_j, z_k)$, $j=0, \dots, ny$, $k=0, \dots, nz$. The values are packed in the array so that the value corresponding to indices (j, k) is placed in `bd_ax[j+k*(ny+1)]`.

`bd_bx`

`double* for d_Helmholtz_2D/d_Helmholtz_3D,`
`float* for s_Helmholtz_2D/s_Helmholtz_3D.`
 Contains values of the boundary condition on the rightmost boundary of the domain along x -axis.
 For `?_Helmholtz_2D`, the size of the array is $ny+1$. In case of the Dirichlet boundary condition (value of `BCtype[1]` is 'D'), it contains values of the function $G(bx, y_j)$, $j=0, \dots, ny$. In case of the Neumann boundary condition (value of `BCtype[1]` is 'N'), it contains values of the function $g(bx, y_j)$, $j=0, \dots, ny$. The value corresponding to the index j is placed in `bd_bx[j]`.

For `?_Helmholtz_3D`, the size of the array is $(ny+1)*(nz+1)$. In case of the Dirichlet boundary condition (value of `BCtype[1]` is 'D'), it contains values of the function $G(bx, y_j, z_k)$, $j=0, \dots, ny$, $k=0, \dots, nz$. In case of the Neumann boundary condition (value of `BCtype[1]` is 'N'), it contains the values of the function $g(bx, y_j, z_k)$, $j=0, \dots, ny$, $k=0, \dots, nz$. The values are packed in the array so that the value corresponding to indices (j, k) is placed in `bd_bx[j+k*(ny+1)]`.

`bd_ay`

`double* for d_Helmholtz_2D/d_Helmholtz_3D,`
`float* for s_Helmholtz_2D/s_Helmholtz_3D.`
 Contains values of the boundary condition on the leftmost boundary of the domain along y -axis.
 For `?_Helmholtz_2D`, the size of the array is $nx+1$. In case of the Dirichlet boundary condition (value of `BCtype[2]` is 'D'), it contains values of the function $G(x_i, ay)$, $i=0, \dots, nx$. In case of the Neumann boundary condition (value of

$BCtype[2]$ is 'N'), it contains values of the function $g(x_i, ay)$, $i=0, \dots, nx$. The value corresponding to the index i is placed in $bd_ay[i]$.

For $?_Helmholtz_3D$, the size of the array is $(nx+1)*(nz+1)$. In case of the Dirichlet boundary condition (value of $BCtype[2]$ is 'D'), it contains values of the function $G(x_i, ay, z_k)$, $i=0, \dots, nx$, $k=0, \dots, nz$. In case of the Neumann boundary condition (value of $BCtype[2]$ is 'N'), it contains the values of the function $g(x_i, ay, z_k)$, $i=0, \dots, nx$, $k=0, \dots, nz$. The values are packed in the array so that the value corresponding to indices (i, k) is placed in $bd_ay[i+k*(nx+1)]$.

bd_by

`double* for d_Helmholtz_2D/d_Helmholtz_3D,`
`float* for s_Helmholtz_2D/s_Helmholtz_3D.`
 Contains values of the boundary condition on the rightmost boundary of the domain along y -axis.

For $?_Helmholtz_2D$, the size of the array is $nx+1$. In case of the Dirichlet boundary condition (value of $BCtype[3]$ is 'D'), it contains values of the function $G(x_i, by)$, $i=0, \dots, nx$. In case of the Neumann boundary condition (value of $BCtype[3]$ is 'N'), it contains values of the function $g(x_i, by)$, $i=0, \dots, nx$. The value corresponding to the index i is placed in $bd_by[i]$.

For $?_Helmholtz_3D$, the size of the array is $(nx+1)*(nz+1)$. In case of the Dirichlet boundary condition (value of $BCtype[3]$ is 'D'), it contains values of the function $G(x_i, by, z_k)$, $i=0, \dots, nx$, $k=0, \dots, nz$. In case of the Neumann boundary condition (value of $BCtype[3]$ is 'N'), it contains the values of the function $g(x_i, by, z_k)$, $i=0, \dots, nx$, $k=0, \dots, nz$. The values are packed in the array so that the value corresponding to indices (i, k) is placed in $bd_by[i+k*(nx+1)]$.

bd_az

`double* for d_Helmholtz_2D/d_Helmholtz_3D,`
`float* for s_Helmholtz_2D/s_Helmholtz_3D.`
 This parameter is needed only for $?_Helmholtz_3D$.
 Contains values of the boundary condition on the leftmost boundary of the domain along z -axis.

The size of the array is $(nx+1)*(ny+1)$. In case of the Dirichlet boundary condition (value of `BCTYPE[4]` is 'D'), it contains values of the function $G(x_i, y_j, az)$, $i=0, \dots, nx$, $j=0, \dots, ny$. In case of the Neumann boundary condition (value of `BCTYPE[4]` is 'N'), it contains the values of the function $g(x_i, y_j, az)$, $i=0, \dots, nx$, $j=0, \dots, ny$. The values are packed in the array so that the value corresponding to indices (i, j) is placed in `bd_az[i+j*(nx+1)]`.

`bd_bz` double* for `d_Helmholtz_2D/d_Helmholtz_3D`, float* for `s_Helmholtz_2D/s_Helmholtz_3D`. This parameter is needed only for `?_Helmholtz_3D`. Contains values of the boundary condition on the rightmost boundary of the domain along z -axis. The size of the array is $(nx+1)*(ny+1)$. In case of the Dirichlet boundary condition (value of `BCTYPE[5]` is 'D'), it contains values of the function $G(x_i, y_j, bz)$, $i=0, \dots, nx$, $j=0, \dots, ny$. In case of the Neumann boundary condition (value of `BCTYPE[5]` is 'N'), it contains the values of the function $g(x_i, y_j, bz)$, $i=0, \dots, nx$, $j=0, \dots, ny$. The values are packed in the array so that the value corresponding to indices (i, j) is placed in `bd_bz[i+j*(nx+1)]`.



NOTE. To avoid wrong computation results, do not change arrays `bd_ax`, `bd_bx`, `bd_ay`, `bd_by`, `bd_az`, `bd_bz` between a call to the `?_commit_Helmholtz_2D/?_commit_Helmholtz_3D` routine and a subsequent call to the appropriate `?_Helmholtz_2D/?_Helmholtz_3D` routine.

Output Parameters

<code>f</code>	On output, contains the approximate solution to the problem packed the same way as the right-hand side of the problem was packed on input.
<code>xhandle, yhandle</code>	Data structures used by the Intel MKL FFT interface.
<code>ipar</code>	Contains integer data to be used by Fast Helmholtz Solver. Modified on output as explained in Common Parameters .

<i>dpar</i>	Contains double-precision data to be used by Fast Helmholtz Solver. Modified on output as explained in Common Parameters
<i>spar</i>	Contains single-precision data to be used by Fast Helmholtz Solver. Modified on output as explained in Common Parameters .
<i>stat</i>	<i>int*</i> . Routine completion status, which is also written to <i>ipar[0]</i> . The status should be 0 to proceed to other PL routines.

Description

The routines are declared in the `mkl_poisson.h` header file for the C interface and `mkl_poisson.f90` header file for the Fortran interface. The routines compute the approximate solution of Helmholtz problem defined in the previous calls to the corresponding initialization and commit routines. The solution is computed according to formulas given in the [Poisson Library Implemented](#) section. The *f* parameter, which initially holds the packed vector of the right-hand side of the problem, is replaced by the computed solution packed in the same way. Values of *ax*, *bx*, *ay*, *by*, *az*, *bz*, *nx*, *ny*, *nz*, and *BCtype* are passed to each of the routines with the *ipar* array and defined in the previous call to the appropriate `?_init_Helmholtz_2D/?_init_Helmholtz_3D` routine.

Return Values

<i>stat</i> = 1	The routine completed without errors and produced some warnings.
<i>stat</i> = 0	The routine successfully completed the task.
<i>stat</i> = -2	The routine stopped because division by zero occurred. It usually happens if the data in the <i>dpar</i> or <i>spar</i> array was altered by mistake.
<i>stat</i> = -3	The routine stopped because the memory was insufficient to complete the computations.
<i>stat</i> = -100	The routine stopped because an error in the user's data was found or the data in the <i>dpar</i> , <i>spar</i> or <i>ipar</i> array was altered by mistake.
<i>stat</i> = -1000	The routine stopped because of the Intel MKL FFT or TT interface error.

`stat= -10000`

The routine stopped because the initialization failed to complete or the parameter `ipar[0]` was altered by mistake.

`stat= -99999`

The routine failed to complete the task because of a fatal error.

free_Helmholtz_2D/free_Helmholtz_3D

Cleans the memory allocated for the data structures used by the FFT interface.

Syntax

```
void free_Helmholtz_2D(DFTI_DESCRIPTOR* xhandle, int* ipar, int* stat);
void free_Helmholtz_3D (DFTI_DESCRIPTOR* xhandle, DFTI_DESCRIPTOR* yhandle,
int* ipar, int* stat);
```

Input Parameters

<code>xhandle, yhandle</code>	DESCRIPTOR_HANDLE*. Data structures used by the Intel MKL FFT interface (for details, refer to section “ FFT Functions ” in chapter “Fast Fourier Transforms”). The structure <code>yhandle</code> is used only by <code>free_Helmholtz_3D</code> .
<code>ipar</code>	int array of size 128. Contains integer data to be used by Fast Helmholtz Solver (for details, refer to Common Parameters).

Output Parameters

<code>xhandle, yhandle</code>	Data structures used by the Intel MKL FFT interface. Memory allocated for the structures is released on output.
<code>ipar</code>	Contains integer data to be used by Fast Helmholtz Solver. Status of the routine call is written to <code>ipar[0]</code> .
<code>stat</code>	int*. Routine completion status, which is also written to <code>ipar[0]</code> .

Description

The routine is declared in the `mk1_poisson.h` header file for the C interface and `mk1_poisson.f90` header file for the Fortran interface. The routine cleans the memory used by the `xhandle` and `yhandle` structures, needed for calling the Intel MKL FFT functions. To release memory allocated for other parameters, include cleaning of the memory in your code.

Return Values

<code>stat= 0</code>	The routine successfully completed the task.
<code>stat= -1000</code>	The routine stopped because of an Intel MKL FFT or TT interface error.
<code>stat= -99999</code>	The routine failed to complete the task because of a fatal error.

PL Routines for the Spherical Solver

The section gives detailed description of spherical PL routines, their syntax, parameters and values they return. All flavors of the same routine, namely, double-precision and single-precision, periodic (having names ending in "p") and non-periodic (having names ending in "np"), are described together.

These PL routines also call the Intel MKL FFT interface (described in section "[FFT Functions](#)" in chapter "Fast Fourier Transforms"), which enhances performance of the routines.

?_init_sph_p/?_init_sph_np

Initializes basic data structures of the Fast periodic and non-periodic Helmholtz Solver on a sphere.

Syntax

```
void d_init_sph_p(double* ap, double* at, double* bp, double* bt, int* np,
int* nt, double* q, int* ipar, double* dpar, int* stat);

void s_init_sph_p(float* ap, float* at, float* bp, float* bt, int* np, int*
nt, float* q, int* ipar, float* spar, int* stat);

void d_init_sph_np(double* ap, double* at, double* bp, double* bt, int* np,
int* nt, double* q, int* ipar, double* dpar, int* stat);

void s_init_sph_np(float* ap, float* at, float* bp, float* bt, int* np, int*
nt, float* q, int* ipar, float* spar, int* stat);
```

Input Parameters

<i>ap</i>	double* for d_init_sph_p/d_init_sph_np, float* for s_init_sph_p/s_init_sph_np. The coordinate (angle) of the leftmost boundary of the domain along ϕ -axis.
<i>bp</i>	double* for d_init_sph_p/d_init_sph_np, float* for s_init_sph_p/s_init_sph_np. The coordinate (angle) of the rightmost boundary of the domain along ϕ -axis.
<i>at</i>	double* for d_init_sph_p/d_init_sph_np, float* for s_init_sph_p/s_init_sph_np. The coordinate (angle) of the leftmost boundary of the domain along θ -axis.
<i>bt</i>	double* for d_init_sph_p/d_init_sph_np, float* for s_init_sph_p/s_init_sph_np. The coordinate (angle) of the rightmost boundary of the domain along θ -axis.
<i>np</i>	int*. The number of mesh intervals along ϕ -axis. Must be even in the periodic case.
<i>nt</i>	int*. The number of mesh intervals along θ -axis.
<i>q</i>	double* for d_init_sph_p/d_init_sph_np, float* for s_init_sph_p/s_init_sph_np. The constant Helmholtz coefficient. Note that to solve Poisson problem, you should set the value of <i>q</i> to 0.

Output Parameters

<i>ipar</i>	int array of size 128. Contains integer data to be used by Fast Helmholtz Solver on a sphere (for details, refer to Common Parameters).
<i>dpar</i>	double array of size $5*np/2+nt+10$. Contains double-precision data to be used by Fast Helmholtz Solver on a sphere (for details, refer to Common Parameters).

<i>spar</i>	float array of size $5 \cdot n_p/2 + n_t + 10$. Contains single-precision data to be used by Fast Helmholtz Solver on a sphere (for details, refer to Common Parameters).
<i>stat</i>	int*. Routine completion status, which is also written to <i>ipar[0]</i> . The status should be 0 to proceed to other PL routines.

Description

The routines `?_init_sph_p/?_init_sph_np` are declared in the `mkl_poisson.h` header file for the C interface and `mkl_poisson.f90` header file for the Fortran interface. The routines initialize basic data structures for Poisson Library computations of the appropriate precision. All routines invoked after a call to a `?_init_Helmholtz_2D/?_init_Helmholtz_3D` routine use values of the *ipar*, *dpar* and *spar* array parameters returned by the routine. Detailed description of the array parameters can be found in [Common Parameters](#).



WARNING. Data structures initialized and created by periodic/non-periodic flavors of the routine cannot be used by non-periodic/periodic flavors of any PL routines for Helmholtz Solver on a sphere, respectively.

You can skip calling this routine in your code. However, see [Caveat on Parameter Modifications](#) before doing so.

Return Values

<i>stat</i> = 0	The routine successfully completed the task. In general, to proceed with computations, the routine should complete with this <i>stat</i> value.
<i>stat</i> = -99999	The routine failed to complete the task because of fatal error.

?_commit_sph_p/?_commit_sph_np

Checks consistency and correctness of user's data as well as initializes certain data structures required to solve periodic/non-periodic Helmholtz problem on a sphere.

Syntax

```
void d_commit_sph_p(double* f, DFTI_DESCRIPTOR* handle_s, DFTI_DESCRIPTOR*
handle_c, int* ipar, double* dpar, int* stat);

void s_commit_sph_p(float* f, DFTI_DESCRIPTOR* handle_s, DFTI_DESCRIPTOR*
handle_c, int* ipar, float* spar, int* stat);

void d_commit_sph_np(double* f, DFTI_DESCRIPTOR* handle, int* ipar, double*
dpar, int* stat);

void s_commit_sph_np(float* f, DFTI_DESCRIPTOR* handle, int* ipar, float*
spar, int* stat);
```

Input Parameters

<i>f</i>	double* for d_commit_sph_p/d_commit_sph_np, float* for s_commit_sph_p/s_commit_sph_np. Contains the right-hand side of the problem packed in a single vector. The size of the vector is $(np+1)*(nt+1)$ and value of the right-hand side in the mesh point (i, j) is stored in $f[i+j*(np+1)]$. Note that the array <i>f</i> may be altered by the routine. Please save this vector in another memory location if you want to preserve it.
<i>ipar</i>	int array of size 128. Contains integer data to be used by Fast Helmholtz Solver on a sphere (for details, refer to Common Parameters).
<i>dpar</i>	double array of size $5*np/2+nt+10$. Contains double-precision data to be used by Fast Helmholtz Solver on a sphere (for details, refer to Common Parameters).
<i>spar</i>	float array of size $5*np/2+nt+10$. Contains single-precision data to be used by Fast Helmholtz Solver on a sphere (for details, refer to Common Parameters).

Output Parameters

<i>f</i>	Vector of the right-hand side of the problem. Possibly, altered on output.
<i>ipar</i>	Contains integer data to be used by Fast Helmholtz Solver on a sphere. Modified on output as explained in Common Parameters .
<i>dpar</i>	Contains double-precision data to be used by Fast Helmholtz Solver on a sphere. Modified on output as explained in Common Parameters .
<i>spar</i>	Contains single-precision data to be used by Fast Helmholtz Solver on a sphere. Modified on output as explained in Common Parameters .
<i>handle_s</i> , <i>handle_c</i> , <i>handle</i>	DESCRIPTOR_HANDLE*. Data structures used by the Intel MKL FFT interface (for details, refer to section “ FFT Functions ” in chapter “Fast Fourier Transforms”). <i>handle_s</i> and <i>handle_c</i> are used only in <code>?_commit_sph_p</code> and <i>handle</i> is used only in <code>?_commit_sph_np</code> .
<i>stat</i>	int*. Routine completion status, which is also written to <i>ipar</i> [0]. The status should be 0 to proceed to other PL routines.

Description

The routines `?_commit_sph_p/?_commit_sph_np` are declared in the `mkl_poisson.h` header file for the C interface and `mkl_poisson.f90` header file for the Fortran interface. The routines check consistency and correctness of the parameters to be passed to the solver routines `?_sph_p/?_sph_np`, respectively. They also initialize certain data structures. The routine `?_commit_sph_p` initializes structures *handle_s* and *handle_c*, and `?_commit_sph_np` initializes *handle*. The routines also initialize arrays *ipar* and *dpar/spar*, depending upon the routine precision. Refer to [Common Parameters](#) to find out which particular array elements the `?_commit_sph_p/?_commit_sph_np` routines initialize and what values are written there.

The routines perform only a basic check for correctness and consistency. If you are going to modify parameters of PL routines, see the [Caveat on Parameter Modifications](#) section. Unlike `?_init_sph_p/?_init_sph_np`, the routines `?_commit_sph_p/?_commit_sph_np` are mandatory, and you cannot skip calling them in your code. Values of *np* and *nt* are passed to each of the routines with the *ipar* array and defined in a previous call to the appropriate `?_init_sph_p/?_init_sph_np` routine.

Return Values

`stat= 1`

The routine completed without errors and produced some warnings.

`stat= 0`

The routine successfully completed the task.

`stat= -100`

The routine stopped because an error in the user's data was found or the data in the `dpar`, `spar` or `ipar` array was altered by mistake.

`stat= -1000`

The routine stopped because of an Intel MKL FFT or TT interface error.

`stat= -10000`

The routine stopped because the initialization failed to complete or the parameter `ipar[0]` was altered by mistake.

`stat= -99999`

The routine failed to complete the task because of a fatal error.

?_sph_p/?_sph_np

Computes the solution of a spherical Helmholtz problem specified by the parameters.

Syntax

```
void d_sph_p(double* f, DFTI_DESCRIPTOR* handle_s, DFTI_DESCRIPTOR* handle_c,
int* ipar, double* dpar, int* stat);
```

```
void s_sph_p(float* f, DFTI_DESCRIPTOR* handle_s, DFTI_DESCRIPTOR* handle_c,
int* ipar, float* spar, int* stat);
```

```
void d_sph_np(double* f, DFTI_DESCRIPTOR* handle, int* ipar, double* dpar,
int* stat);
```

```
void s_sph_np(float* f, DFTI_DESCRIPTOR* handle, int* ipar, float* spar, int*
stat);
```

Input Parameters

`f` double* for `d_sph_p/d_sph_np`,
 float* for `s_sph_p/s_sph_np`.

Contains the right-hand side of the problem packed in a single vector and modified by the appropriate `?_commit_sph_p/?_commit_sph_np` routine. Note that an attempt to substitute the original right-hand side vector at this point will result in a wrong solution. The size of the vector is $(np+1)*(nt+1)$ and value of the right-hand side in the mesh point (i, j) is stored in $f[i+j*(np+1)]$.

<code>handle_s, handle_c, handle</code>	DESCRIPTOR_HANDLE*. Data structures used by Intel MKL FFT interface (for details, refer to section “ FFT Functions ” in chapter “Fast Fourier Transforms”). <code>handle_s</code> and <code>handle_c</code> are used only in <code>?_sph_p</code> and <code>handle</code> is used only in <code>?_sph_np</code> .
<code>ipar</code>	int array of size 128. Contains integer data to be used by Fast Helmholtz Solver on a sphere (for details, refer to Common Parameters).
<code>dpar</code>	double array of size $5*np/2+nt+10$. Contains double-precision data to be used by Fast Helmholtz Solver on a sphere (for details, refer to Common Parameters).
<code>spar</code>	float array of size $5*np/2+nt+10$. Contains single-precision data to be used by Fast Helmholtz Solver on a sphere (for details, refer to Common Parameters).

Output Parameters

<code>f</code>	On output, contains the approximate solution to the problem packed the same way as the right-hand side of the problem was packed on input.
<code>handle_s, handle_c, handle</code>	Data structures used by the Intel MKL FFT interface.
<code>ipar</code>	Contains integer data to be used by Fast Helmholtz Solver on a sphere. Modified on output as explained in Common Parameters .
<code>dpar</code>	Contains double-precision data to be used by Fast Helmholtz Solver on a sphere. Modified on output as explained in Common Parameters .

<i>spar</i>	Contains single-precision data to be used by Fast Helmholtz Solver on a sphere. Modified on output as explained in Common Parameters .
<i>stat</i>	int*. Routine completion status, which is also written to <i>ipar[0]</i> . The status should be 0 to proceed to other PL routines.

Description

The routines are declared in the `mkl_poisson.h` header file for the C interface and `mkl_poisson.f90` header file for the Fortran interface. The routines compute the approximate solution on a sphere of the Helmholtz problem defined in the previous calls to the corresponding initialization and commit routines. The solution is computed according to formulas given in the [Poisson Library Implemented](#) section. The *f* parameter, which initially holds the packed vector of the right-hand side of the problem, is replaced by the computed solution packed in the same way. Values of *np* and *nt* are passed to each of the routines with the *ipar* array and defined in the previous call to the appropriate `?_init_sph_p/?_init_sph_np` routine.

Return Values

<i>stat</i> = 1	The routine completed without errors and produced some warnings.
<i>stat</i> = 0	The routine successfully completed the task.
<i>stat</i> = -2	The routine stopped because division by zero occurred. It usually happens if the data in the <i>dpar</i> or <i>spar</i> array was altered by mistake.
<i>stat</i> = -3	The routine stopped because the memory was insufficient to complete the computations.
<i>stat</i> = -100	The routine stopped because an error in the user's data was found or the data in the <i>dpar</i> , <i>spar</i> or <i>ipar</i> array was altered by mistake.
<i>stat</i> = -1000	The routine stopped because of an Intel MKL FFT or TT interface error.
<i>stat</i> = -10000	The routine stopped because the initialization failed to complete or the parameter <i>ipar[0]</i> was altered by mistake.
<i>stat</i> = -99999	The routine failed to complete the task because of a fatal error.

free_sph_p/free_sph_np

Cleans the memory allocated for the data structures used by the FFT interface.

Syntax

```
void free_sph_p(DFTI_DESCRIPTOR* handle_s, DFTI_DESCRIPTOR* handle_c, int*
ipar, int* stat);

void free_sph_np(DFTI_DESCRIPTOR* handle, int* ipar, int* stat);
```

Input Parameters

<i>handle_s, handle_c,</i> <i>handle</i>	DESCRIPTOR_HANDLE*. Data structures used by the Intel MKL FFT interface (for details, refer to section “ FFT Functions ” in chapter “Fast Fourier Transforms”). The structures <i>handle_s</i> and <i>handle_c</i> are used only in <i>free_sph_p</i> , and <i>handle</i> is used only in <i>free_sph_np</i> .
<i>ipar</i>	int array of size 128. Contains integer data to be used by Fast Helmholtz Solver on a sphere (for details, refer to Common Parameters).

Output Parameters

<i>handle_s, handle_c,</i> <i>handle</i>	Data structures used by the Intel MKL FFT interface. Memory allocated for the structures is released on output.
<i>ipar</i>	Contains integer data to be used by Fast Helmholtz Solver on a sphere. Status of the routine call is written to <i>ipar[0]</i> .
<i>stat</i>	int*. Routine completion status, which is also written to <i>ipar[0]</i> .

Description

The routine is declared in the `mk1_poisson.h` header file for the C interface and `mk1_poisson.f90` header file for the Fortran interface. The routine cleans the memory used by the *handle_s*, *handle_c* or *handle* structures, needed for calling the Intel MKL FFT functions. To release memory allocated for other parameters, include cleaning of the memory in your code.

Return Values

<code>stat= 0</code>	The routine successfully completed the task.
<code>stat= -1000</code>	The routine stopped because of the Intel MKL FFT or TT interface error.
<code>stat= -99999</code>	The routine failed to complete the task because of a fatal error.

Common Parameters

This section provides description of array parameters *ipar*, *dpar* and *spar*, which hold PL routine options in both Cartesian and spherical cases.



NOTE. Initial values are assigned to the array parameters by the appropriate `?_init_Helmholtz_2D/?_init_Helmholtz_3D/?_init_sph_p/?_init_sph_np` and `?_commit_Helmholtz_2D/?_commit_Helmholtz_3D/?_commit_sph_p/?_commit_sph_np` routines.

<i>ipar</i>	int array of size 128, holds integer data needed for Fast Helmholtz Solver (both for Cartesian and spherical coordinate systems). Its elements are described in Table 13-6 :
-------------	--

Table 13-6 Elements of the ipar Array

Index	Description
0	Contains status value of the last called PL routine. In general, it should be 0 to proceed with Fast Helmholtz Solver. The element has no predefined values. This element can also be used to inform the <code>?_commit_Helmholtz_2D/?_commit_Helmholtz_3D/?_commit_sph_p/?_commit_sph_np</code> routines of how the Commit step of the computation should be carried out (see Figure 13-3). A non-zero value of <i>ipar</i> [0] with decimal representation

$$\overline{abc} = 100a + 10b + c$$

where each of *a*, *b*, and *c* is equal to 0 or 9, indicates that some parts of the Commit step should be omitted.

Index	Description
	<ul style="list-style-type: none">• If $c=9$, the routine omits checking of parameters and initialization of the data structures.• If $b=9$, then in the Cartesian case, the routine omits the adjustment of the right-hand side vector f to the Neumann boundary condition (multiplication of boundary values by 0.5 as well as incorporation of the boundary function g) and/or the Dirichlet boundary condition (setting boundary values to 0 as well as incorporation of the boundary function G). In this case, the routine also omits the adjustment of the right-hand side vector f to the particular boundary functions. For the Helmholtz solver on a sphere, the routine omits computation of the spherical weights for the $dpar/spar$ array.• If $a=9$, then the routine omits the normalization of the right-hand side vector f. In the 2D Cartesian case, it is the multiplication by h_y^2, where h_y is the mesh size in the y direction (for details, see Poisson Library Implemented). In the 3D (Cartesian) case, it is the multiplication by h_z^2, where h_z is the mesh size in the z direction. For the Helmholtz solver on a sphere, it is the multiplication by h_θ^2, where h_θ is the mesh size in the θ direction (for details, see Poisson Library Implemented).

Using `ipar[0]` you can adjust the routine to your needs and gain efficiency in solving multiple Helmholtz problems that differ only in the right-hand side. You must be cautious using this opportunity, because misunderstanding of the commit process may cause wrong results or program failure (see also [Caveat on Parameter Modifications](#)).

- 1
- Contains error messaging options:
- `ipar[1]=-1` indicates that all error messages will be printed to the file `MKL_Poisson_Library_log.txt` in the folder from which the routine is called. If the file does not exist, the routine tries to create it. If the attempt fails, the routine prints information that the file cannot be created to the standard output device.
 - `ipar[1]=0` indicates that no error messages will be printed.
 - `ipar[1]=1` is the default value. It indicates that all error messages will be printed to the preconnected default output device (usually, screen).
- In case of errors, the `stat` parameter will acquire a non-zero value regardless of the `ipar[1]` setting.
- 2
- Contains warning messaging options:

Index	Description
	<ul style="list-style-type: none"> <code>ipar[2]=-1</code> indicates that all warning messages will be printed to the file <code>MKL_Poisson_Library_log.txt</code> in the directory from which the routine is called. If the file does not exist, the routine tries to create it. If the attempt fails, the routine prints information that the file cannot be created to the standard output device. <code>ipar[2]=0</code> indicates that no warning messages will be printed. <code>ipar[2]=1</code> is the default value. It indicates that all warning messages will be printed to the preconnected default output device (usually, screen). <p>In case of warnings, the <code>stat</code> parameter will acquire a non-zero value regardless of the <code>ipar[2]</code> setting.</p>
3	<p>Contains the number of the combination of boundary conditions. In the Cartesian case, it corresponds to the value that the <code>BCtype</code> parameter holds:</p> <ul style="list-style-type: none"> In the 2D case, <ul style="list-style-type: none"> 0 corresponds to 'DDDD' 1 corresponds to 'DDDN' ... 15 corresponds to 'NNNN' In the 3D case, <ul style="list-style-type: none"> 0 corresponds to 'DDDDDD' 1 corresponds to 'DDDDDN' ... 63 corresponds to 'NNNNNNN'. <p>The Helmholtz solver on a sphere uses this parameter only in a periodic case. The <code>bp</code> and <code>bt</code> parameters of the <code>?_init_sph_p/?_init_sph_np</code> routine, which initializes <code>ipar[3]</code>, determine its value:</p> <ul style="list-style-type: none"> 0 corresponds to the problem without poles. 1 corresponds to the problem on the entire sphere. <p>Parameters 4 through 9 are used only in Cartesian case.</p>
4	<p>Takes the value of 1 if <code>BCtype[0]='N'</code>, 0 if <code>BCtype[0]='D'</code>, and -1 otherwise.</p>

Index	Description
5	Takes the value of 1 if $B\text{Ctype}[1]='N'$, 0 if $B\text{Ctype}[1]='D'$, and -1 otherwise.
6	Takes the value of 1 if $B\text{Ctype}[2]='N'$, 0 if $B\text{Ctype}[2]='D'$, and -1 otherwise.
7	Takes the value of 1 if $B\text{Ctype}[3]='N'$, 0 if $B\text{Ctype}[3]='D'$, and -1 otherwise.
8	Takes the value of 1 if $B\text{Ctype}[4]='N'$, 0 if $B\text{Ctype}[4]='D'$, and -1 otherwise. This parameter is used only in the 3D case.
9	Takes the value of 1 if $B\text{Ctype}[5]='N'$, 0 if $B\text{Ctype}[5]='D'$, and -1 otherwise. This parameter is used only in the 3D case.
10	Takes the value of <ul style="list-style-type: none"> nx, that is, the number of intervals along x-axis, in the Cartesian case. np, that is, the number of intervals along ϕ-axis, in the spherical case.
11	Takes the value of <ul style="list-style-type: none"> ny, that is, the number of intervals along y-axis, in the Cartesian case nt, that is, the number of intervals along θ-axis, in the spherical case.
12	Takes the value of nz , the number of intervals along z -axis. This parameter is used only in the 3D case (Cartesian).
13	Takes the value of 6, which specifies the internal partitioning of the $dpar/spar$ array.
14	Takes the value of $ipar[13]+ipar[10]+1$, which specifies the internal partitioning of the $dpar/spar$ array.

Subsequent values of $ipar$ depend upon the dimension of the problem or upon whether the solver on a sphere is periodic.

	2D case	3D case	Periodic case	Non-periodic case
15	Unused	Takes the value of $ipar[14]+1$, which specifies the internal partitioning of the $dpar/spar$ array.		

Index	Description			
16	Unused	Takes the value of $ipar[14] + ipar[11] + 1$, which specifies the internal partitioning of the <i>dpar/spar</i> array.		
17	Takes the value of $ipar[14] + 1$, which specifies the internal partitioning of the <i>dpar/spar</i> array.	Takes the value of $ipar[16] + 1$, which specifies the internal partitioning of the <i>dpar/spar</i> array.		
18	Takes the value of $ipar[14] + 3 * ipar[10] / 2 + 1$, which specifies the internal partitioning of the <i>dpar/spar</i> array.	Takes the value of $ipar[16] + 3 * ipar[10] / 2 + 1$, which specifies the internal partitioning of the <i>dpar/spar</i> array.	Takes the value of $ipar[16] + 3 * ipar[10] / 4 + 1$, which specifies the internal partitioning of the <i>dpar/spar</i> array.	Takes the value of $ipar[16] + 3 * ipar[10] / 2 + 1$, which specifies the internal partitioning of the <i>dpar/spar</i> array.
19	Unused	Takes the value of $ipar[18] + 1$, which specifies the internal partitioning of the <i>dpar/spar</i> array.		Unused
20	Unused	Takes the value of $ipar[18] + 3 * ipar[11] / 2 + 1$, which specifies the internal partitioning of the <i>dpar/spar</i> array.	Takes the value of $ipar[18] + 3 * ipar[10] / 4 + 1$, which specifies the internal partitioning of the <i>dpar/spar</i> array.	Unused

Subsequent values of *ipar* are assigned regardless.

- 21 Contains message style options:
- $ipar[21] = 0$ indicates that PL routines print all error and warning messages in Fortran-style notations.
 - $ipar[21] = 1$ (default) indicates that PL routines print the messages in C-style notations.

Index	Description
22	Contains the number of threads to be used for computations in a multithreaded environment. The default value is 1.
23 through 39	Unused in the current implementation of the Poisson Library.
40 through 59	Contain the first twenty elements of the <i>ipar</i> array of the first Trigonometric Transform that the Solver uses. (For details, see Common Parameters in the “Trigonometric Transform Routines” chapter.)
60 through 79	Contain the first twenty elements of the <i>ipar</i> array of the second Trigonometric Transform that the 3D and periodic solvers use. (For details, see Common Parameters in the “Trigonometric Transform Routines” chapter.)



NOTE. You may declare the *ipar* array in your code as `int ipar[80]`. However, for compatibility with later versions of Intel MKL Poisson Library, which may require more *ipar* values, it is highly recommended to declare *ipar* as `int ipar[128]`.

Arrays *dpar* and *spar* are the same except in the data precision:

<i>dpar</i>	<p>Holds data needed for double-precision Fast Helmholtz Solver computations.</p> <ul style="list-style-type: none">• For the Cartesian solver, <code>double</code> array of size $5 \cdot nx/2 + 7$ in the 2D case or $5 \cdot (nx + ny)/2 + 9$ in the 3D case; initialized in the <code>d_init_Helmholtz_2D/d_init_Helmholtz_3D</code> and <code>d_commit_Helmholtz_2D/d_commit_Helmholtz_3D</code> routines.• For the spherical solver, <code>double</code> array of size $5 \cdot np/2 + nt + 10$; initialized in the <code>d_init_sph_p/d_init_sph_np</code> and <code>d_commit_sph_p/d_commit_sph_np</code> routines.
<i>spar</i>	<p>Holds data needed for single-precision Fast Helmholtz Solver computations.</p> <ul style="list-style-type: none">• For the Cartesian solver, <code>float</code> array of size $5 \cdot nx/2 + 7$ in the 2D case or $5 \cdot (nx + ny)/2 + 9$ in the 3D case; initialized in the <code>s_init_Helmholtz_2D/s_init_Helmholtz_3D</code> and <code>s_commit_Helmholtz_2D/s_commit_Helmholtz_3D</code> routines.

- For the spherical solver, `float` array of size $5 \cdot n_p/2 + n_t + 10$; initialized in the `s_init_sph_p/s_init_sph_np` and `s_commit_sph_p/s_commit_sph_np` routines.

As *dpar* and *spar* have similar elements in respective positions, the elements are described together in Table 13-7:

Table 13-7 Elements of the dpar and spar Arrays

Index	Description
0	<p>In the Cartesian case, contains the length of the interval along x-axis right after a call to the <code>?_init_Helmholtz_2D/?_init_Helmholtz_3D</code> routine or the mesh size h_x in the x direction (for details, see Poisson Library Implemented) after a call to the <code>?_commit_Helmholtz_2D/?_commit_Helmholtz_3D</code> routine.</p> <p>In the spherical case, contains the length of the interval along ϕ-axis right after a call to the <code>?_init_sph_p/?_init_sph_np</code> routine or the mesh size h_ϕ in the ϕ direction (for details, see Poisson Library Implemented) after a call to the <code>?_commit_sph_p/?_commit_sph_np</code> routine.</p>
1	<p>In the Cartesian case, contains the length of the interval along y-axis right after a call to the <code>?_init_Helmholtz_2D/?_init_Helmholtz_3D</code> routine or the mesh size h_y in the y direction (for details, see Poisson Library Implemented) after a call to the <code>?_commit_Helmholtz_2D/?_commit_Helmholtz_3D</code> routine.</p> <p>In the spherical case, contains the length of the interval along θ-axis right after a call to the <code>?_init_sph_p/?_init_sph_np</code> routine or the mesh size h_θ in the θ direction (for details, see Poisson Library Implemented) after a call to the <code>?_commit_sph_p/?_commit_sph_np</code> routine.</p>
2	<p>In the Cartesian case, contains the length of the interval along z-axis right after a call to the <code>?_init_Helmholtz_2D/?_init_Helmholtz_3D</code> routine or the mesh size h_z in the z direction (for details, see Poisson Library Implemented) after a call to the <code>?_commit_Helmholtz_2D/?_commit_Helmholtz_3D</code> routine. In the Cartesian solver, this parameter is used only in the 3D case.</p> <p>In the spherical solver, contains the coordinate of the leftmost boundary along θ-axis after a call to the <code>?_init_sph_p/?_init_sph_np</code> routine.</p>

Index	Description
3	Contains the value of the coefficient q after a call to the <code>?_init_Helmholtz_2D/?_init_Helmholtz_3D/?_init_sph_p/?_init_sph_np</code> routine.
4	<p>Contains the tolerance parameter after a call to the <code>?_init_Helmholtz_2D/?_init_Helmholtz_3D/?_init_sph_p/?_init_sph_np</code> routine.</p> <ul style="list-style-type: none"> In the Cartesian case, this value is used only for the pure Neumann boundary conditions (<code>BCTYPE="NNNN"</code> in the 2D case; <code>BCTYPE="NNNNNN"</code> in the 3D case). This is a special case, because the right-hand side of the problem cannot be arbitrary if the coefficient q is zero. Poisson Library verifies that the classical solution exists (up to rounding errors) using this tolerance. In any case, Poisson Library computes the normal solution, that is, the solution that has the minimal Euclidean norm of residual. Nevertheless, the <code>?_Helmholtz_2D/?_Helmholtz_3D</code> routine informs the user that the solution may not exist in a classical sense (up to rounding errors). In the spherical case, the value is used for the special case of a periodic problem on the entire sphere. This special case is similar to the above described Cartesian case with pure Neumann boundary conditions. So, here Poisson Library computes the normal solution as well. The parameter is also used to detect whether the problem is periodic up to rounding errors. <p>The default value for this parameter is 1.0E-10 in case of double-precision computations or 1.0E-4 in case of single-precision computations. You can increase the value of the tolerance, for instance, to avoid the warnings that may appear.</p>
<code>ipar[13]-1</code> through <code>ipar[14]-1</code>	<p>In the Cartesian case, contain the spectrum of the 1D problem along x-axis after a call to the <code>?_commit_Helmholtz_2D/?_commit_Helmholtz_3D</code> routine.</p> <p>In the spherical case, contains the spectrum of the 1D problem along ϕ-axis after a call to the <code>?_commit_sph_p/?_commit_sph_np</code> routine.</p>
<code>ipar[15]-1</code> through <code>ipar[16]-1</code>	In the Cartesian case, contain the spectrum of the 1D problem along y -axis after a call to the <code>?_commit_Helmholtz_2D/?_commit_Helmholtz_3D</code> routine. These elements are used only in the 3D case.

Index	Description
	In the spherical case, contains the spherical weights after a call to the <code>?_commit_sph_p/?_commit_sph_np</code> routine.
<i>ipar</i> [17]-1 through <i>ipar</i> [18]-1	Take the values of the (staggered) sine/cosine in the mesh points: <ul style="list-style-type: none">• along <i>x</i>-axis after a call to the <code>?_commit_Helmholtz_2D/?_commit_Helmholtz_3D</code> routine for a Cartesian solver• along ϕ-axis after a call to the <code>?_commit_sph_p/?_commit_sph_np</code> routine for a spherical solver.
<i>ipar</i> [19]-1 through <i>ipar</i> [20]-1	Take the values of the (staggered) sine/cosine in the mesh points: <ul style="list-style-type: none">• along <i>y</i>-axis after a call to the <code>?_commit_Helmholtz_2D/?_commit_Helmholtz_3D</code> routine for a Cartesian 3D solver• along ϕ-axis after a call to the <code>?_commit_sph_p</code> routine for a spherical periodic solver. <p>These elements are not used in the 2D Cartesian case and in the non-periodic spherical case.</p>



NOTE. You may define the array size depending upon the type of the problem to solve.

Caveat on Parameter Modifications

Flexibility of the PL interface enables you to skip calling the `?_init_Helmholtz_2D/?_init_Helmholtz_3D/?_init_sph_p/?_init_sph_np` routine and to initialize the basic data structures explicitly in your code. You may also need to modify contents of *ipar*, *dpar* and *spar* arrays after initialization. When doing so, provide correct and consistent data in the arrays. Mistakenly altered arrays cause errors or wrong computation. You can perform a basic check for correctness and consistency of parameters by calling the `?_commit_Helmholtz_2D/?_commit_Helmholtz_3D` routine; however, this does not ensure the correct solution but only reduces the chance of errors or wrong results.



NOTE. To supply correct and consistent parameters to PL routines, you should have considerable experience in using the PL interface and good understanding of the solution process as well as elements that the *ipar*, *spar* and *dpar* arrays contain and dependencies between values of these elements.

However, in rare occurrences, even advanced users might fail in tuning parameters for the Fast Helmholtz Solver. In cases like these, refer for technical support at <http://www.intel.com/software/products/support/>.



WARNING. The only way that ensures a proper solution of a Helmholtz problem is to follow a typical sequence of invoking the routines and not change the default set of parameters. So, avoid modifications of *ipar*, *dpar* and *spar* arrays unless a strong need arises.

Implementation Details

Several aspects of the Intel MKL PL interface are platform-specific and language-specific. To promote portability across platforms and ease of use across different languages, users are provided with the PL language-specific header files to include in their code. Currently, the following header files are available:

- `mkl_poisson.h`, to be used together with `mkl_dfti.h`, for C programs.
- `mkl_poisson.f90`, to be used together with `mkl_dfti.f90`, for Fortran 90 programs.



NOTE. Use of the Intel MKL PL software without including one of the above header files is not supported.

The include files define function prototypes for appropriate languages.

C-specific Header File

The C-specific header file defines the following function prototypes for the Cartesian solver:

```
void d_init_Helmholtz_2D(double*, double*, double*, double*, int*, int*, char*, double*,
int*, double*, int*);
```

```
void d_commit_Helmholtz_2D(double*, double*, double*, double*, double*,
DFTI_DESCRIPTOR_HANDLE*, int*, double*, int*);
```

```
void d_Helmholtz_2D(double*, double*, double*, double*, double*, DFTI_DESCRIPTOR_HANDLE*,
int*, double*, int*);

void s_init_Helmholtz_2D(float*, float*, float*, float*, int*, int*, char*, float*, int*,
float*, int*);

void s_commit_Helmholtz_2D(float*, float*, float*, float*, float*, DFTI_DESCRIPTOR_HANDLE*,
int*, float*, int*);
```



```

void s_Helmholtz_2D(float*, float*, float*, float*, float*, DFTI_DESCRIPTOR_HANDLE*, int*,
float*, int*);

void free_Helmholtz_2D(DFTI_DESCRIPTOR_HANDLE*, int*, int*);

void d_init_Helmholtz_3D(double*, double*, double*, double*, double*, double*, int*, int*,
int*, char*, double*, int*, double*, int*);

void d_commit_Helmholtz_3D(double*, double*, double*, double*, double*, double*, double*,
DFTI_DESCRIPTOR_HANDLE*, DFTI_DESCRIPTOR_HANDLE*, int*, double*, int*);

void d_Helmholtz_3D(double*, double*, double*, double*, double*, double*, double*,
DFTI_DESCRIPTOR_HANDLE*, DFTI_DESCRIPTOR_HANDLE*, int*, double*, int*);

void s_init_Helmholtz_3D(float*, float*, float*, float*, float*, float*, int*, int*, int*,
char*, float*, int*, float*, int*);

void s_commit_Helmholtz_3D(float*, float*, float*, float*, float*, float*, float*,
DFTI_DESCRIPTOR_HANDLE*, DFTI_DESCRIPTOR_HANDLE*, int*, float*, int*);

void s_Helmholtz_3D(float*, float*, float*, float*, float*, float*, float*,
DFTI_DESCRIPTOR_HANDLE*, DFTI_DESCRIPTOR_HANDLE*, int*, float*, int*);

void free_Helmholtz_3D(DFTI_DESCRIPTOR_HANDLE*, DFTI_DESCRIPTOR_HANDLE*, int*, int*);

```

The C-specific header file defines the following function prototypes for the spherical solver:

```

void d_init_sph_p(double*, double*, double*, double*, int*, int*, double*, int*, double*,
int*);

void d_commit_sph_p(double*, DFTI_DESCRIPTOR_HANDLE*, DFTI_DESCRIPTOR_HANDLE*, int*, double*,
int*);

void d_sph_p(double*, DFTI_DESCRIPTOR_HANDLE*, DFTI_DESCRIPTOR_HANDLE*, int*, double*,
int*);

void s_init_sph_p(float*, float*, float*, float*, int*, int*, float*, int*, float*, int*);

void s_commit_sph_p(float*, DFTI_DESCRIPTOR_HANDLE*, DFTI_DESCRIPTOR_HANDLE*, int*, float*,
int*);

void s_sph_p(float*, DFTI_DESCRIPTOR_HANDLE*, DFTI_DESCRIPTOR_HANDLE*, int*, float*, int*);

void free_sph_p(DFTI_DESCRIPTOR_HANDLE*, DFTI_DESCRIPTOR_HANDLE*, int*, int*);

void d_init_sph_np(double*, double*, double*, double*, int*, int*, double*, int*, double*,
int*);

void d_commit_sph_np(double*, DFTI_DESCRIPTOR_HANDLE*, int*, double*, int*);

void d_sph_np(double*, DFTI_DESCRIPTOR_HANDLE*, int*, double*, int*);

void s_init_sph_np(float*, float*, float*, float*, int*, int*, float*, int*, float*, int*);

void s_commit_sph_np(float*, DFTI_DESCRIPTOR_HANDLE*, int*, float*, int*);

```

```
void s_sph_np(float*, DFTI_DESCRIPTOR_HANDLE*, int*, float*, int*);
void free_sph_np(DFTI_DESCRIPTOR_HANDLE*, int*, int*);
```

Fortran-Specific Header File

The Fortran90-specific header file defines the following function prototypes for the Cartesian solver:

```
SUBROUTINE D_INIT_HELMHOLTZ_2D (AX, BX, AY, BY, NX, NY, BCTYPE, Q, IPAR, DPAR, STAT)
    USE MKL_DFTI

    INTEGER NX, NY, STAT
    INTEGER IPAR(*)
    DOUBLE PRECISION AX, BX, AY, BY, Q
    DOUBLE PRECISION DPAR(*)
    CHARACTER(4) BCTYPE
END SUBROUTINE

SUBROUTINE D_COMMIT_HELMHOLTZ_2D (F, BD_AX, BD_BX, BD_AY, BD_BY, XHANDLE, IPAR, DPAR, STAT)
    USE MKL_DFTI

    INTEGER STAT
    INTEGER IPAR(*)
    DOUBLE PRECISION F(IPAR(11)+1,*)
    DOUBLE PRECISION DPAR(*)

    DOUBLE PRECISION BD_AX(*), BD_BX(*), BD_AY(*), BD_BY(*)
    TYPE(DFTI_DESCRIPTOR), POINTER :: XHANDLE
END SUBROUTINE
```

```
SUBROUTINE D_HELMHOLTZ_2D (F, BD_AX, BD_BX, BD_AY, BD_BY, XHANDLE, IPAR, DPAR, STAT)
```

```
  USE MKL_DFTI
```

```
  INTEGER STAT
```

```
  INTEGER IPAR(*)
```

```
  DOUBLE PRECISION F(IPAR(11)+1,*)
```

```
  DOUBLE PRECISION DPAR(*)
```

```
  DOUBLE PRECISION BD_AX(*), BD_BX(*), BD_AY(*), BD_BY(*)
```

```
  TYPE(DFTI_DESCRIPTOR), POINTER :: XHANDLE
```

```
END SUBROUTINE
```

```
SUBROUTINE S_INIT_HELMHOLTZ_2D (AX, BX, AY, BY, NX, NY, BCTYPE, Q, IPAR,  
SPAR,  
STAT)
```

```
  USE MKL_DFTI
```

```
  INTEGER NX, NY, STAT
```

```
  INTEGER IPAR(*)
```

```
  REAL AX, BX, AY, BY, Q
```

```
  REAL SPAR(*)
```

```
  CHARACTER(4) BCTYPE
```

```
END SUBROUTINE
```

```
SUBROUTINE S_COMMIT_HELMHOLTZ_2D (F, BD_AX, BD_BX, BD_AY, BD_BY, XHANDLE, IPAR, SPAR, STAT)
```

```
  USE MKL_DFTI
```

```
  INTEGER STAT
```

```
  INTEGER IPAR(*)
```

```
  REAL F(IPAR(11)+1,*)
```

```

    REAL SPAR(*)

    REAL BD_AX(*), BD_BX(*), BD_AY(*), BD_BY(*)
    TYPE(DFTI_DESCRIPTOR), POINTER :: XHANDLE
END SUBROUTINE

SUBROUTINE S_HELMHOLTZ_2D (F, BD_AX, BD_BX, BD_AY, BD_BY, XHANDLE, IPAR, SPAR, STAT)
    USE MKL_DFTI

    INTEGER STAT
    INTEGER IPAR(*)
    REAL F(IPAR(11)+1,*)

    REAL SPAR(*)

    REAL BD_AX(*), BD_BX(*), BD_AY(*), BD_BY(*)
    TYPE(DFTI_DESCRIPTOR), POINTER :: XHANDLE
END SUBROUTINE

SUBROUTINE FREE_HELMHOLTZ_2D (XHANDLE, IPAR, STAT)
    USE MKL_DFTI

    INTEGER STAT
    INTEGER IPAR(*)
    TYPE(DFTI_DESCRIPTOR), POINTER :: XHANDLE
END SUBROUTINE

```

```
SUBROUTINE D_INIT_HELMHOLTZ_3D (AX, BX, AY, BY, AZ, BZ, NX, NY, NZ, BCTYPE, Q, IPAR, DPAR,
STAT)
```

```
    USE MKL_DFTI
```

```
    INTEGER NX, NY, NZ, STAT
```

```
    INTEGER IPAR(*)
```

```
    DOUBLE PRECISION AX, BX, AY, BY, AZ, BZ, Q
```

```
    DOUBLE PRECISION DPAR(*)
```

```
    CHARACTER(6) BCTYPE
```

```
END SUBROUTINE
```

```
SUBROUTINE D_COMMIT_HELMHOLTZ_3D (F, BD_AX, BD_BX, BD_AY, BD_BY, BD_AZ, BD_BZ, XHANDLE,
YHANDLE, IPAR, DPAR, STAT)
```

```
    USE MKL_DFTI
```

```
    INTEGER STAT
```

```
    INTEGER IPAR(*)
```

```
    DOUBLE PRECISION F(IPAR(11)+1,IPAR(12)+1,*)
```

```
    DOUBLE PRECISION DPAR(*)
```

```
    DOUBLE PRECISION BD_AX(IPAR(12)+1,*), BD_BX(IPAR(12)+1,*), BD_AY(IPAR(11)+1,*)
```

```
    DOUBLE PRECISION BD_BY(IPAR(11)+1,*), BD_AZ(IPAR(11)+1,*), BD_BZ(IPAR(11)+1,*)
```

```
    TYPE(DFTI_DESCRIPTOR), POINTER :: XHANDLE, YHANDLE
```

```
END SUBROUTINE
```

```
SUBROUTINE D_HELMHOLTZ_3D (F, BD_AX, BD_BX, BD_AY, BD_BY, BD_AZ, BD_BZ, XHANDLE, YHANDLE,
IPAR, DPAR, STAT)
```

```
    USE MKL_DFTI
```

```

    INTEGER STAT

    INTEGER IPAR(*)

    DOUBLE PRECISION F(IPAR(11)+1,IPAR(12)+1,*)

    DOUBLE PRECISION DPAR(*)

    DOUBLE PRECISION BD_AX(IPAR(12)+1,*), BD_BX(IPAR(12)+1,*), BD_AY(IPAR(11)+1,*)
    DOUBLE PRECISION BD_BY(IPAR(11)+1,*), BD_AZ(IPAR(11)+1,*), BD_BZ(IPAR(11)+1,*)

    TYPE(DFTI_DESCRIPTOR), POINTER :: XHANDLE, YHANDLE

END SUBROUTINE


SUBROUTINE S_INIT_HELMHOLTZ_3D (AX, BX, AY, BY, AZ, BZ, NX, NY, NZ, BCTYPE, Q, IPAR, SPAR,
    STAT)

    USE MKL_DFTI

    INTEGER NX, NY, NZ, STAT

    INTEGER IPAR(*)

    REAL AX, BX, AY, BY, AZ, BZ, Q

    REAL SPAR(*)

    CHARACTER(6) BCTYPE

END SUBROUTINE


SUBROUTINE S_COMMIT_HELMHOLTZ_3D (F, BD_AX, BD_BX, BD_AY, BD_BY, BD_AZ, BD_BZ, XHANDLE,
    YHANDLE, IPAR, SPAR, STAT)

    USE MKL_DFTI

```

```

      INTEGER STAT
      INTEGER IPAR(*)
      REAL F(IPAR(11)+1,IPAR(12)+1,*)
      REAL SPAR(*)
      REAL BD_AX(IPAR(12)+1,*, BD_BX(IPAR(12)+1,*, BD_AY(IPAR(11)+1,*)
      REAL BD_BY(IPAR(11)+1,*, BD_AZ(IPAR(11)+1,*, BD_BZ(IPAR(11)+1,*)
      TYPE(DFTI_DESCRIPTOR), POINTER :: XHANDLE, YHANDLE
END SUBROUTINE

SUBROUTINE S_HELMHOLTZ_3D (F, BD_AX, BD_BX, BD_AY, BD_BY, BD_AZ, BD_BZ, XHANDLE, YHANDLE,
IPAR, SPAR, STAT)
      USE MKL_DFTI

      INTEGER STAT
      INTEGER IPAR(*)
      REAL F(IPAR(11)+1,IPAR(12)+1,*)
      REAL SPAR(*)
      REAL BD_AX(IPAR(12)+1,*, BD_BX(IPAR(12)+1,*, BD_AY(IPAR(11)+1,*)
      REAL BD_BY(IPAR(11)+1,*, BD_AZ(IPAR(11)+1,*, BD_BZ(IPAR(11)+1,*)
      TYPE(DFTI_DESCRIPTOR), POINTER :: XHANDLE, YHANDLE
END SUBROUTINE

SUBROUTINE FREE_HELMHOLTZ_3D (XHANDLE, YHANDLE, IPAR, STAT)
      USE MKL_DFTI

```

```

    INTEGER STAT
    INTEGER IPAR(*)
    TYPE(DFTI_DESCRIPTOR), POINTER :: XHANDLE, YHANDLE
END SUBROUTINE

```

The Fortran90-specific header file defines the following function prototypes for the spherical solver:

```

SUBROUTINE D_INIT_SPH_P(AP,BP,AT,BT,NP,NT,Q,IPAR,DPAR,STAT)
    USE MKL_DFTI

    INTEGER NP, NT, STAT
    INTEGER IPAR(*)
    DOUBLE PRECISION AP,BP,AT,BT,Q
    DOUBLE PRECISION DPAR(*)

END SUBROUTINE

SUBROUTINE D_COMMIT_SPH_P(F,HANDLE_S,HANDLE_C,IPAR,DPAR,STAT)
    USE MKL_DFTI

    INTEGER STAT
    INTEGER IPAR(*)
    DOUBLE PRECISION DPAR(*)

    DOUBLE PRECISION F(IPAR(11)+1,*)
    TYPE(DFTI_DESCRIPTOR), POINTER :: HANDLE_C, HANDLE_S
END SUBROUTINE

SUBROUTINE D_SPH_P(F,HANDLE_S,HANDLE_C,IPAR,DPAR,STAT)
    USE MKL_DFTI

```



```
INTEGER STAT
INTEGER IPAR(*)
DOUBLE PRECISION DPAR(*)

DOUBLE PRECISION F(IPAR(11)+1,*)
TYPE(DFTI_DESCRIPTOR), POINTER :: HANDLE_C, HANDLE_S
END SUBROUTINE

SUBROUTINE S_INIT_SPH_P(AP,BP,AT,BT,NP,NT,Q,IPAR,SPAR,STAT)
  USE MKL_DFTI

  INTEGER NP, NT, STAT
  INTEGER IPAR(*)
  REAL AP,BP,AT,BT,Q
  REAL SPAR(*)

END SUBROUTINE

SUBROUTINE S_COMMIT_SPH_P(F,HANDLE_S,HANDLE_C,IPAR,SPAR,STAT)
  USE MKL_DFTI

  INTEGER STAT
  INTEGER IPAR(*)
  REAL SPAR(*)

  REAL F(IPAR(11)+1,*)
  TYPE(DFTI_DESCRIPTOR), POINTER :: HANDLE_C, HANDLE_S
END SUBROUTINE
```

```

SUBROUTINE S_SPH_P(F,HANDLE_S,HANDLE_C,IPAR,SPAR,STAT)
    USE MKL_DFTI

    INTEGER STAT
    INTEGER IPAR(*)
    REAL SPAR(*)

    REAL F(IPAR(11)+1,*)
    TYPE(DFTI_DESCRIPTOR), POINTER :: HANDLE_C, HANDLE_S
END SUBROUTINE

```

```

SUBROUTINE FREE_SPH_P(HANDLE_S,HANDLE_C,IPAR,STAT)
    USE MKL_DFTI

    INTEGER STAT
    INTEGER IPAR(*)
    TYPE(DFTI_DESCRIPTOR), POINTER :: HANDLE_S, HANDLE_C
END SUBROUTINE

```

```

SUBROUTINE D_INIT_SPH_NP(AP,BP,AT,BT,NP,NT,Q,IPAR,DPAR,STAT)
    USE MKL_DFTI

    INTEGER NP, NT, STAT
    INTEGER IPAR(*)
    DOUBLE PRECISION AP,BP,AT,BT,Q
    DOUBLE PRECISION DPAR(*)

END SUBROUTINE

```

```
SUBROUTINE D_COMMIT_SPH_NP(F,HANDLE,IPAR,DPAR,STAT)
```

```
  USE MKL_DFTI
```

```
  INTEGER STAT
```

```
  INTEGER IPAR(*)
```

```
  DOUBLE PRECISION DPAR(*)
```

```
  DOUBLE PRECISION F(IPAR(11)+1,*)
```

```
  TYPE(DFTI_DESCRIPTOR), POINTER :: HANDLE
```

```
END SUBROUTINE
```

```
SUBROUTINE D_SPH_NP(F,HANDLE,IPAR,DPAR,STAT)
```

```
  USE MKL_DFTI
```

```
  INTEGER STAT
```

```
  INTEGER IPAR(*)
```

```
  DOUBLE PRECISION DPAR(*)
```

```
  DOUBLE PRECISION F(IPAR(11)+1,*)
```

```
  TYPE(DFTI_DESCRIPTOR), POINTER :: HANDLE
```

```
END SUBROUTINE
```

```
SUBROUTINE S_INIT_SPH_NP(AP,BP,AT,BT,NP,NT,Q,IPAR,SPAR,STAT)
```

```
  USE MKL_DFTI
```

```
  INTEGER NP, NT, STAT
```

```
  INTEGER IPAR(*)
```

```
  REAL AP,BP,AT,BT,Q
```

```
  REAL SPAR(*)
```

```
END SUBROUTINE
```

```
SUBROUTINE S_COMMIT_SPH_NP(F,HANDLE,IPAR,SPAR,STAT)
```

```
USE MKL_DFTI
```

```
INTEGER STAT
```

```
INTEGER IPAR(*)
```

```
REAL SPAR(*)
```

```
REAL
```

```
F(IPAR(11)+1,*)
```

```
TYPE(DFTI_DESCRIPTOR), POINTER :: HANDLE
```

```
END SUBROUTINE
```

```
SUBROUTINE S_SPH_NP(F,HANDLE,IPAR,SPAR,STAT)
```

```
USE MKL_DFTI
```

```
INTEGER STAT
```

```
INTEGER IPAR(*)
```

```
REAL SPAR(*)
```

```
REAL F(IPAR(11)+1,*)
```

```
TYPE(DFTI_DESCRIPTOR), POINTER :: HANDLE
```

```
END SUBROUTINE
```

```
SUBROUTINE FREE_SPH_NP(HANDLE,IPAR,STAT)
```

```
USE MKL_DFTI
```

```

INTEGER STAT

INTEGER IPAR(*)

TYPE(DFTI_DESCRIPTOR), POINTER :: HANDLE

END SUBROUTINE

```

Fortran 90 specifics of the PL routines usage are similar for all Intel MKL PDE support tools and described in the [Calling PDE Support Routines from Fortran 90](#) section.

Calling PDE Support Routines from Fortran 90

The calling interface for all the Intel MKL TT and PL routines is designed to be easily used in C. However, you can invoke each TT or PL routine directly from Fortran 90 if you are familiar with the inter-language calling conventions of your platform.

The TT or PL interface cannot be invoked from Fortran 77 due to restrictions imposed by the use of the Intel MKL FFT interface.

The inter-language calling conventions include, but are not limited to, the argument passing mechanisms for the language, the data type mappings from C to Fortran 90 and how C external names are decorated on the platform.

To promote portability and relieve a user of dealing with the calling conventions specifics, Fortran 90 header file `mkl_trig_transforms.f90` for TT routines and `mkl_poisson.f90` for PL routines, used together with `mkl_dfti.f90`, declare a set of macros and introduce type definitions intended to hide the inter-language calling conventions and provide an interface to the routines that looks natural in Fortran 90.

For example, consider a hypothetical library routine, `foo`, which takes a double-precision vector of length `n`. C users access such a function as follows:

```

int n;

double *x;

...

foo(x, &n);

```

As noted above, to invoke `foo`, Fortran 90 users would need to know what Fortran 90 data types correspond to C types `int` and `double` (or `float` in case of single-precision), what argument-passing mechanism the C compiler uses and what, if any, name decoration is performed by the C compiler when generating the external symbol `foo`. However, with the Fortran 90 header files `mkl_trig_transforms.f90` / `mkl_poisson.f90` and `mkl_dfti.f90` included, the invocation of `foo` within a Fortran 90 program will look as follows:

- For TT interface,

```
use mkl_dfti
use mkl_trig_transforms
INTEGER n
DOUBLE PRECISION, ALLOCATABLE :: x
...
CALL FOO(x,n)
```

- For PL interface,

```
use mkl_dfti
use mkl_poisson
INTEGER n
DOUBLE PRECISION, ALLOCATABLE :: x
...
CALL FOO(x,n)
```

Note that in the above example, the header files `mkl_trig_transforms.f90` / `mkl_poisson.f90` and `mkl_dfti.f90` provide a definition for the subroutine `FOO`. To ease the use of PL or TT routines in Fortran 90, the general approach of providing Fortran 90 definitions of names is used throughout the libraries. Specifically, if a name from a PL or TT interface is documented as having the C-specific name `foo`, then the Fortran 90 header files provide an appropriate Fortran 90 language type definition `FOO`.

One of the key differences between Fortran 90 and C is the language argument-passing mechanism: C programs use pass-by-value semantics and Fortran 90 programs use pass-by-reference semantics. The Fortran 90 headers ensure proper treatment of this difference. In particular, in the above example, the header files `mkl_trig_transforms.f90` / `mkl_poisson.f90` and `mkl_dfti.f90` hide the difference by defining a macro `FOO` that takes the address of the appropriate arguments.

Nonlinear Optimization Problem Solvers

14

Intel® Math Kernel Library provides tools for solving nonlinear least squares problems using the Trust-Region (TR) algorithms. Subroutines are available to solve nonlinear least squares problems with and without boundary constraints and also to compute the Jacobi matrix based on a central difference scheme.

For more information on the key concepts required to understand the use of the Intel MKL nonlinear least squares problem solver routines, see [[Conn00](#)]

Nonlinear optimization problem solver routines of Intel MKL are subdivided according to their purpose as follows:

[Nonlinear Least Squares Problem without Constraints](#)

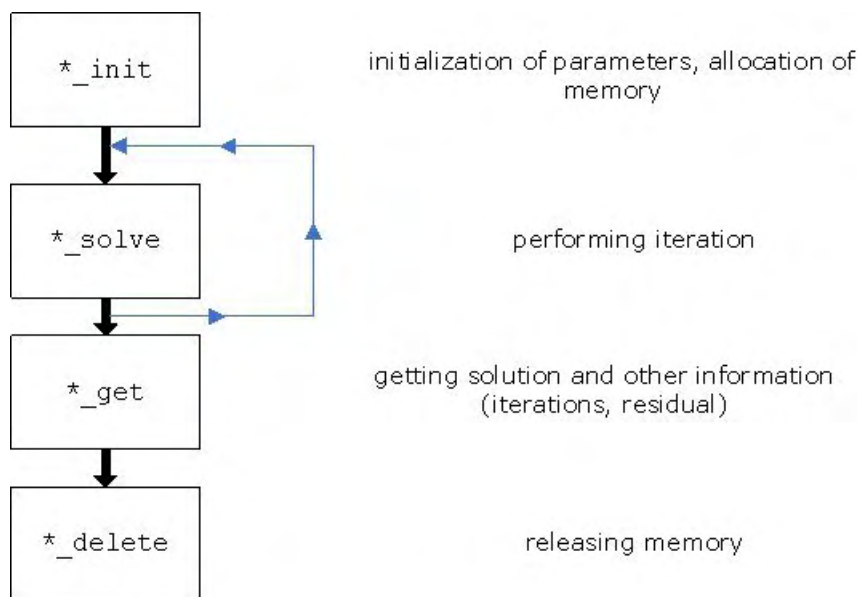
[Nonlinear Least Squares Problem with Linear \(Boundary\) Constraints](#)

[Jacobi Matrix Calculation Routines.](#)

Organization and Implementation

The TR solvers provided have reverse communication interfaces (RCI). RCI means that you need to provide certain information (or perform operations) to the solver, for example, the values of the objective function or a corresponding Jacobi matrix. This makes the solver independent of specific implementation of the operations. However, this approach requires some additional work from you.

Figure 14-1 Typical order for invoking RCI solver routines



The Trust-Region solvers are implemented with OpenMP* support. To use the multiprocessing mode, set the number of threads in the environment variable `MKL_NUM_THREADS`.

Memory Allocation and Handles

To make the routines easy to use, you are not required to allocate temporary working storage. The solver allocates any required memory. To allow multiple users to access the solver simultaneously, the solver keeps track of the storage allocated for a particular application by using a data object called a *handle*. Each RCI TR solver routine creates, uses, or deletes a handle.

C and C++ programmers should declare a handle as:

```
#include "mkl_rci.h"

_TRNSP_HANDLE_t handle;

or

_TRNSPBC_HANDLE_t handle;
```

Fortran programmers using compilers that support eight byte integers should declare a handle as:

```
INCLUDE "mkl_rci.fi"

INTEGER*8 handle
```

In addition to the necessary definition, for the correct declaration of a handle, the include file also defines the following:

- function prototypes for languages that support prototypes
- symbolic constants that are used for the error returns
- user options for the solver routines
- message severity.

Nonlinear Least Squares Problem without Constraints

The nonlinear least squares problem without constraints can be described as follows:

$$\min_{x \in \mathbb{R}^n} \|F(x)\|_2^2 = \min_{x \in \mathbb{R}^n} \|y - f(x)\|_2^2, \quad y \in \mathbb{R}^m, \quad x \in \mathbb{R}^n, \quad f: \mathbb{R}^n \rightarrow \mathbb{R}^m, \quad m \geq n,$$

where $F(x) : \mathbb{R}^n \rightarrow \mathbb{R}^m$ is a twice differentiable function in \mathbb{R}^n . Solving a nonlinear least squares problem means searching for the best approximation to the vector y with the model function $f_i(x)$ and nonlinear variables x . The best approximation means that the sum of squares of residuals $y_i - f_i(x)$ is the minimum.

See usage examples in FORTRAN and C in the `examples\solver\source` folder of your Intel MKL directory (`ex_nlsqp_f.f` and `ex_nlsqp_c.c`, respectively).

Table 14-1 RCI TR Routines

Routine Name	Operation
<code>dtrnlsp_init</code>	Initializes the solver.
<code>dtrnlsp_solve</code>	Solves a nonlinear least squares problem using RCI and Trust-Region algorithms.
<code>dtrnlsp_get</code>	Retrieves the number of iterations, stop criterion, initial residual, and final residual.
<code>dtrnlsp_delete</code>	Releases allocated data.

`dtrnlsp_init`

Initializes the solver of nonlinear least squares problem.

Syntax

Fortran:

```
res = dtrnlsp_init(handle, n, m, x, eps, iter1, iter2, rs)
```

C:

```
res = dtrnlsp_init(&handle, &n, &m, x, eps, &iter1, &iter2, &rs);
```

Description

This routine is declared in `mk1_rci.fi` for Fortran interface and in `mk1_rci.h` for C interface.

The routine initializes the solver. After initialization, all subsequent invocations of the `dtrnlsp_solve` routine should use the values of the handle returned by `dtrnlsp_init`.

The `eps` array contains the stopping criteria:

`eps(1)`: $\Delta < \text{eps}(1)$

`eps(2)`: $\|F(x)\|_2 < \text{eps}(2)$

`eps(3)`: the Jacobi matrix is singular. $\|J(x)_{(1:m,j)}\|_2 < \text{eps}(3)$, $j = 1, \dots, n$

`eps(4)`: $\|s\|_2 < \text{eps}(4)$

`eps(5)`: $\|F(x)\|_2 - \|F(x) - J(x)s\|_2 < \text{eps}(5)$

$eps(6)$: the trial step precision. If $eps(6) = 0$, then $eps(6) = 1.d-10$,

where $J(x)$ is the Jacobi matrix, Δ is the trust-region area, $F(x)$ is the value of the functional, s is the trial step.

Input Parameters

n	INTEGER. Length of x .
m	INTEGER. Length of $F(x)$.
x	DOUBLE PRECISION. Array of size n . Initial guess.
eps	DOUBLE PRECISION. Array of size 6; contains stopping criteria. See the values in Description.
$iter1$	INTEGER. Specifies the maximum number of iterations.
$iter2$	INTEGER. Specifies the maximum number of iterations of trial step calculation.
rs	DOUBLE PRECISION. Positive input variable used in determining the initial step bound. In most cases the factor should lie within the interval (0.1, 100.0). The generally recommended value is 100.

Output Parameters

$handle$	Type <code>_TRNSP_HANDLE_t</code> in C/C++ and <code>INTEGER*8</code> in FORTRAN.
res	INTEGER. Informs about the task completion. $res = TR_SUCCESS$ means the routine completed the task normally. $res = TR_INVALID_OPTION$ means an error in the input parameters. $res = TR_OUT_OF_MEMORY$ means a memory error.

dtrnlsp_solve

Solves a nonlinear least squares problem using the Trust-Region algorithm.

Syntax

Fortran:

```
res = dtrnlsp_solve(handle, fvec, fjac, RCI_Request)
```

C:

```
res = dtrnlsp_solve(&handle, fvec, fjac, &RCI_Request);
```

Description

This routine is declared in `mk1_rci.fi` for Fortran interface and in `mk1_rci.h` for C interface.

The `dtrnlsp_solve` routine uses the Trust-Region algorithm to solve nonlinear least squares problems.

The problem is stated as follows:

$$\min_{x \in \mathbb{R}^n} \|F(x)\|_2^2 = \min_{x \in \mathbb{R}^n} \|y - f(x)\|_2^2, y \in \mathbb{R}^m, x \in \mathbb{R}^n, f: \mathbb{R}^n \rightarrow \mathbb{R}^m, m \geq n,$$

where $F(x): \mathbb{R}^n \rightarrow \mathbb{R}^m$ and $m \geq n$. From a current point $x_{current}$, the algorithm uses the trust-region approach:

$$\min_{x \in \mathbb{R}^n} \|F(x_{current}) + J(x_{current})(x_{new} - x_{current})\|_2^2 \quad \text{subject to} \quad \|x_{new} - x_{current}\| \leq \Delta_{current}$$

to get $x_{new} = x_{current} + s$ that satisfies

$$\min_{x \in \mathbb{R}^n} \|J^T(x)J(x)s + J^T F(x)\|_2^2,$$

where $J(x)$ is the Jacobi matrix, s is the trial step, and $\|s\|_2 \leq \Delta_{current}$.

The `RCI_Request` parameter provides additional information:

`RCI_Request= 2` indicates the requirement to calculate the Jacobian matrix and put the result into `fjac`.

`RCI_Request= 1` indicates the requirement to recalculate the function at vector x and put the result into `fvec`.

`RCI_Request= 0` indicates a successful iteration on a current trust-region radius but does not mean that the value of x has changed.

`RCI_Request= -1` indicates that the algorithm has exceeded the maximum number of iterations.

`RCI_Request= -2` indicates that $\Delta < \text{eps}(1)$

$RCI_Request = -3$ indicates that $\|F(x)\|_2 < \epsilon(2)$

$RCI_Request = -4$ indicates that the Jacobi matrix is singular. $\|J(x)_{(1:m,j)}\|_2 < \epsilon(3)$,
 $j = 1, \dots, n$

$RCI_Request = -5$ indicates that $\|s\|_2 < \epsilon(4)$

$RCI_Request = -6$ indicates that $\|F(x)\|_2 - \|F(x) - J(x)s\|_2 < \epsilon(5)$,

where $J(x)$ is the Jacobi matrix, Δ is the trust-region area, $F(x)$ is the value of the functional, and s is the trial step.

Input Parameters

<i>handle</i>	Type <code>_TRNSP_HANDLE_t</code> in C/C++ and <code>INTEGER*8</code> in FORTRAN.
<i>fvec</i>	DOUBLE PRECISION. Array of size m . Contains the function values at X , where $fvec(i) = (y_i - f_i(x))$.
<i>fjac</i>	DOUBLE PRECISION. Array of size (m,n) . Contains the Jacobi matrix of the function.

Output Parameters

<i>fvec</i>	DOUBLE PRECISION. Array of size m . Contains the updated function values at X .
<i>RCI_Request</i>	INTEGER. Informs about the task stage. See Description for the other values of the parameter and their meaning.
<i>res</i>	INTEGER. Informs about the task completion. $res = TR_SUCCESS$ means the routine completed the task normally.

dtrnlsp_get

Retrieves the number of iterations, stop criterion, initial residual, and final residual.

Syntax

Fortran:

```
res = dtrnlsp_get(handle, iter, st_cr, r1, r2)
```

C:

```
res = dtrnlsp_get(&handle, &iter, &st_cr, &r1, &r2);
```

Description

This routine is declared in `mk1_rci.fi` for Fortran interface and in `mk1_rci.h` for C interface.

The routine retrieves the current number of iterations, the stop criterion, the initial residual, and final residual.

The `st_cr` parameter contains the stop criterion:

`st_cr = 1` indicates that the algorithm has exceeded the maximum number of iterations.

`st_cr = 2` indicates that $\Delta < \text{eps}(1)$

`st_cr = 3` indicates that $\|F(x)\|_2 < \text{eps}(2)$

`st_cr = 4` indicates that the Jacobi matrix is singular. $\|J(x)_{(1:m,j)}\|_2 < \text{eps}(3)$, $j = 1, \dots, n$

`st_cr = 5` indicates that $\|s\|_2 < \text{eps}(4)$

`st_cr = 6` indicates that $\|F(x)\|_2 - \|F(x) - J(x)s\|_2 < \text{eps}(5)$,

where $J(x)$ is the Jacobi matrix, Δ is the trust region area, $F(x)$ is the value of the functional, and s is the trial step.

Input Parameters

`handle` Type `_TRNSP_HANDLE_t` in C/C++ and `INTEGER*8` in FORTRAN.

Output Parameters

`iter` INTEGER. Contains the current number of iterations.

`st_cr` INTEGER. Contains the stop criterion.
See Description for the parameter values and their meanings.

`r1` DOUBLE PRECISION. Contains the residual, $(\|y - f(x)\|)$ given the initial x .

`r2` DOUBLE PRECISION. Contains the final residual, that is, the value of the functional $(\|y - f(x)\|)$ of the final x resulting from the algorithm operation.

`res` INTEGER. Informs about the task completion.
`res = TR_SUCCESS` means the routine completed the task normally.

dtrnlsp_delete

Releases allocated data.

Syntax

Fortran:

```
res = dtrnlsp_delete(handle)
```

C:

```
res = dtrnlsp_delete(&handle);
```

Description

This routine is declared in `mkl_rci.fi` for Fortran interface and in `mkl_rci.h` for C interface. The routine releases allocated data.

Input Parameters

handle Type `_TRNSP_HANDLE_t` in C/C++ and `INTEGER*8` in FORTRAN.

Output Parameters

res `INTEGER`. Informs about the task completion.
res = `TR_SUCCESS` means the routine completed the task normally.

Nonlinear Least Squares Problem with Linear (Bound) Constraints

The nonlinear least squares problem with linear bound constraints can be described and solved in the same way as the [nonlinear least squares problem without constraints](#) but it has the following constraints:

$$l_i \leq x_i \leq u_i, i = 1, \dots, n, \quad l, u \in R^n.$$

See usage examples in FORTRAN and C in the `examples\solver\source` folder of your Intel MKL directory (`ex_nlsqp_bc_f.f` and `ex_nlsqp_bc_c.c`, respectively).

Table 14-2 RCI TR Routines for Problem with Bound Constraints

Routine Name	Operation
<code>dtrnlspbc_init</code>	Initializes the solver.
<code>dtrnlspbc_solve</code>	Solves a nonlinear least squares problem using RCI and the Trust-Region algorithm.
<code>dtrnlspbc_get</code>	Retrieves the number of iterations, stop criterion, initial residual, and final residual.
<code>dtrnlspbc_delete</code>	Releases allocated data.

`dtrnlspbc_init`

Initializes the solver of nonlinear least squares problem with linear (boundary) constraints.

Syntax

Fortran:

```
res = dtrnlspbc_init(handle, n, m, x, LW, UP, eps, iter1, iter2, rs)
```

C:

```
res = dtrnlspbc_init(&handle, &n, &m, x, LW, UP, eps, &iter1, &iter2, &rs);
```

Description

This routine is declared in `mkl_rci.fi` for Fortran interface and in `mkl_rci.h` for C interface.

The routine initializes the solver. After initialization all subsequent invocations of the `dtrnlspbc_solve` routine should use the values of the handle returned by `dtrnlspbc_init`.

The `eps` array contains the stopping criteria:

`eps(1)`: $\Delta < \text{eps}(1)$

`eps(2)`: $\|F(x)\|_2 < \text{eps}(2)$

`eps(3)`: the Jacobi matrix is singular. $\|J(x)_{(1:m,j)}\|_2 < \text{eps}(3)$, $j = 1, \dots, n$

`eps(4)`: $\|s\| < \text{eps}(4)$

`eps(5)`: $\|F(x)\|_2 - \|F(x) - J(x)s\|_2 < \text{eps}(5)$

$eps(6)$: the trial step precision. If $eps(6) = 0$, then $eps(6) = 1.d-10$,

where $J(x)$ is the Jacobi matrix, Δ is the trust-region area, $F(x)$ is the value of the functional, and s is the trial step.

Input Parameters

n	INTEGER. Length of x .
m	INTEGER. Length of $F(x)$.
x	DOUBLE PRECISION. Array of size n . Initial guess.
LW	DOUBLE PRECISION. Array of size n . Contains low bounds for x ($lw_i \leq x_i$).
UP	DOUBLE PRECISION. Array of size n . Contains upper bounds for x ($up_i \leq x_i$).
eps	DOUBLE PRECISION. Array of size 6; contains stopping criteria. See the values in Description.
$iter1$	INTEGER. Specifies the maximum number of iterations.
$iter2$	INTEGER. Specifies the maximum number of iterations of trial step calculation.
rs	DOUBLE PRECISION. Positive input variable used in determining the initial step bound. In most cases the factor should lie within the interval (0.1, 100.0). The generally recommended value is 100.

Output Parameters

$handle$	Type <code>_TRANSPBC_HANDLE_t</code> in C/C++ and <code>INTEGER*8</code> in FORTRAN.
res	INTEGER. Informs about the task completion. $res = TR_SUCCESS$ means the routine completed the task normally. $res = TR_INVALID_OPTION$ means an error in the input parameters. $res = TR_OUT_OF_MEMORY$ means a memory error.

dtrnlspbc_solve

Solves a nonlinear least squares problem with linear (bound) constraints using the Trust-Region algorithm.

Syntax

Fortran:

```
res = dtrnlspbc_solve(handle, fvec, fjac, RCI_Request)
```

C:

```
res = dtrnlspbc_solve(&handle, fvec, fjac, &RCI_Request);
```

Description

This routine is declared in `mkl_rci.fi` for Fortran interface and in `mkl_rci.h` for C interface.

The `dtrnlspbc_solve` routine, based on RCI, uses the Trust-Region algorithm to solve nonlinear least squares problems with linear (bound) constraints. The problem is stated as follows:

$$\min_{x \in R^n} \|F(x)\|_2^2 = \min_{x \in R^n} \|y - f(x)\|_2^2, y \in R^m, x \in R^n, f: R^n \rightarrow R^m, m \geq n, \text{ where } l_i \leq x_i \leq u_i, i = 1, \dots, n.$$

The `RCI_Request` parameter provides additional information:

`RCI_Request= 2` indicates the requirement to calculate the Jacobian matrix and put the result into `fjac`.

`RCI_Request= 1` indicates the requirement to recalculate the function at vector `x` and put the result into `fvec`.

`RCI_Request= 0` indicates a successful iteration on a current trust-region radius but does not mean that the value of `x` has changed.

`RCI_Request= -1` indicates that the algorithm has exceeded the maximum number of iterations.

`RCI_Request= -2` indicates that $\Delta < \text{eps}(1)$

`RCI_Request= -3` indicates that $\|F(x)\|_2 < \text{eps}(2)$

`RCI_Request= -4` indicates that the Jacobi matrix is singular. $\|J(x)_{(1:m,j)}\|_2 < \text{eps}(3)$, $j = 1, \dots, N$

$RCI_Request = -5$ indicates that $\|s\|_2 < \epsilon(4)$

$RCI_Request = -6$ indicates that $\|F(x)\|_2 - \|F(x) - J(x)s\|_2 < \epsilon(5)$,

where $J(x)$ is the Jacobi matrix, Δ is the trust-region area, $F(x)$ is the value of the functional, and s is the trial step.

Input Parameters

<i>handle</i>	Type <code>_TRNSPBC_HANDLE_t</code> in C/C++ and <code>INTEGER*8</code> in FORTRAN.
<i>fvec</i>	DOUBLE PRECISION. Array of size m . Contains the function values at X , where $fvec(i) = (y_i - f_i(x))$.
<i>fjac</i>	DOUBLE PRECISION. Array of size m by n . Contains the Jacobi matrix of the function.

Output Parameters

<i>fvec</i>	DOUBLE PRECISION. Array of size m . Contains the updated function values at X .
<i>RCI_Request</i>	INTEGER. Informs about the task stage. See Description for the other values of the parameter and their meaning.
<i>res</i>	INTEGER. Informs about the task completion. $res = TR_SUCCESS$ means the routine completed the task normally.

dtrnlspsc_get

Retrieves the number of iterations, stop criterion, initial residual, and final residual.

Syntax

Fortran:

```
res = dtrnlspsc_get(handle, iter, st_cr, r1, r2)
```

C:

```
res = dtrnlspsc_get(&handle, &iter, &st_cr, &r1, &r2);
```

Description

This routine is declared in `mk1_rci.fi` for Fortran interface and in `mk1_rci.h` for C interface.

The routine retrieves the current number of iterations, the stop criterion, the initial residual, and final residual.

The *st_cr* parameter contains the stop criterion:

st_cr = 1 indicates that the algorithm has exceeded the maximum number of iterations.

st_cr = 2 indicates that $\Delta < \text{eps}(1)$

st_cr = 3 indicates that $\|F(x)\|_2 < \text{eps}(2)$

st_cr = 4 indicates that the Jacobi matrix is singular. $\|J(x)_{(1:m,j)}\|_2 < \text{eps}(3)$, $j = 1, \dots, n$

st_cr = 5 indicates that $\|s\|_2 < \text{eps}(4)$

st_cr = 6 indicates that $\|F(x)\|_2 - \|F(x) - J(x)s\|_2 < \text{eps}(5)$,

where $J(x)$ is the Jacobi matrix, Δ is the trust region area, $F(x)$ is the value of the functional, and s is the trial step.

Input Parameters

handle Type `_TRNSPBC_HANDLE_t` in C/C++ and `INTEGER*8` in FORTRAN.

Output Parameters

<i>iter</i>	INTEGER. Contains the current number of iterations.
<i>st_cr</i>	INTEGER. Contains the stop criterion. See Description for the parameter values and their meanings.
<i>r1</i>	DOUBLE PRECISION. Contains the residual, $(\ y - f(x)\)$ given the initial x .
<i>r2</i>	DOUBLE PRECISION. Contains the final residual, that is, the value of the function $(\ y - f(x)\)$ of the final x resulting from the algorithm operation.
<i>res</i>	INTEGER. Informs about the task completion. <i>res</i> = <code>TR_SUCCESS</code> means the routine completed the task normally.

dtrnlspbc_delete

Releases allocated data.

Syntax

Fortran:

```
res = dtrnlspbc_delete(handle)
```

C:

```
res = dtrnlspbc_delete(&handle);
```

Description

This routine is declared in `mkl_rci.fi` for Fortran interface and in `mkl_rci.h` for C interface. The routine releases allocated data.

Input Parameters

handle Type `_TRNSPBC_HANDLE_t` in C/C++ and `INTEGER*8` in FORTRAN.

Output Parameters

res `INTEGER`. Informs about the task completion.
res = `TR_SUCCESS` means the routine completed the task normally.

Jacobi Matrix Calculation Routines

This section describes routines that compute the Jacobi matrix using central differences. Jacobi matrix calculation is required to solve nonlinear least squares problem and systems of nonlinear equations (with or without linear bound constraints). Routines for calculation of the Jacobi matrix have "Black-Box" interfaces, where users pass the objective function via parameters. Note that in this case the user's objective function must have fixed interface.

Table 14-3 Jacobi Matrix Calculation Routines

Routine Name	Operation
<code>djacobi_init</code>	Initializes the solver.
<code>djacobi_solve</code>	Computes the Jacobi matrix of the function on the basis of RCI using the central difference.

Routine Name	Operation
<code>djacobi_delete</code>	Removes data.
<code>djacobi</code>	Computes the Jacobi matrix of the <code>fcn</code> function using the central difference.
<code>djacobix</code>	Presents an alternative interface for the <code>djacobi</code> function enabling the user to pass additional data into the user's function.

djacobi_init

Initializes the solver for Jacobian calculations.

Syntax

Fortran:

```
res = djacobi_init(handle, n, m, x, fjac, esp)
```

C:

```
res = djacobi_init(&handle, &n, &m, x, fjac, &eps);
```

Description

This routine is declared in `mkl_rci.fi` for Fortran interface and in `mkl_rci.h` for C interface.

The routine initializes the solver.

Input Parameters

<i>n</i>	INTEGER. Length of <i>x</i> .
<i>m</i>	INTEGER. Length of <i>F</i> .
<i>x</i>	DOUBLE PRECISION. Array of size <i>n</i> . Vector, at which the function is evaluated.
<i>eps</i>	DOUBLE PRECISION. Precision of the Jacobi matrix calculation.
<i>fjac</i>	DOUBLE PRECISION. Array of size (m,n) . Contains the Jacobi matrix of the function.

Output Parameters

<i>handle</i>	Data object of the <code>_JACOBI_MATRIX_HANDLE_t</code> type in C/C++ and <code>INTEGER*8</code> in FORTRAN.
<i>res</i>	<p>INTEGER. Informs about the task completion.</p> <p><i>res</i> = <code>TR_SUCCESS</code> indicates that the routine completed the task normally.</p> <p><i>res</i> = <code>TR_INVALID_OPTION</code> indicates an error in the input parameters.</p> <p><i>res</i> = <code>TR_OUT_OF_MEMORY</code> indicates a memory error.</p>

djacobi_solve

Computes the Jacobi matrix of the function using RCI and the central difference.

Syntax

Fortran:

```
res = djacobi_solve(handle, f1, f2, RCI_Request)
```

C:

```
res = djacobi_solve(&handle, f1, f2, &RCI_Request);
```

Description

This routine is declared in `mkl_rci.fi` for Fortran interface and in `mkl_rci.h` for C interface.

The `djacobi_solve` routine computes the Jacobi matrix of the function using RCI and the central difference.

See usage examples in FORTRAN and C in the `examples\solver\source` folder of your Intel MKL directory (`djacobi_rci_f.f` and `djacobi_rci_c.c`, respectively).

Input Parameters

<i>handle</i>	Type <code>_JACOBI_MATRIX_HANDLE_t</code> in C/C++ and <code>INTEGER*8</code> in FORTRAN.
---------------	---

Output Parameters

<i>f1</i>	DOUBLE PRECISION. Array of size <i>m</i> . Contains the updated function values at $X + \text{eps}$.
-----------	---

<i>f2</i>	DOUBLE PRECISION. Array of size <i>m</i> . Contains the updated function values at $X - \epsilon$.
<i>RCI_Request</i>	INTEGER. Informs about the task completion. When equal to 0, the task is completed successfully. <i>RCI_Request</i> = 1 indicates the user should calculate the Jacobian matrix and put the result into <i>f1</i> . <i>RCI_Request</i> = 2 indicates the user should calculate the Jacobian matrix and put the result into <i>f2</i> .
<i>res</i>	INTEGER. Informs about the task completion. <i>res</i> = TR_SUCCESS indicates that the routine has completed the task normally. <i>res</i> = TR_INVALID_OPTION indicates an error in the input parameters.

djacobi_delete

Releases allocated data.

Syntax

Fortran:

```
res = djacobi_delete(handle)
```

C:

```
res = djacobi_delete(&handle);
```

Description

This routine is declared in `mkl_rci.fi` for Fortran interface and in `mkl_rci.h` for C interface. The routine releases allocated data.

Input Parameters

handle Type `_JACOBI_MATRIX_HANDLE_t` in C/C++ and `INTEGER*8` in FORTRAN.

Output Parameters

res INTEGER. Informs about the task completion.
res = TR_SUCCESS means the routine completed the task normally.

djacobi

Computes the Jacobi matrix of the user's objective function using the central difference.

Syntax

Fortran:

```
res = djacobi(fcn, n, m, fjac, x, jac_eps)
```

C:

```
res = djacobi(fcn, &n, &m, fjac, x, &jac_eps);
```

Description

This routine is declared in `mkl_rci.fi` for Fortran interface and in `mkl_rci.h` for C interface.

The routine computes the Jacobi matrix for function `fcn` using the central difference. This routine has a "Black-Box" interface, where the user inputs the objective function via parameters. Note that in this case the user's objective function must have a fixed interface.

See calling and usage examples in FORTRAN and C in the `examples\solver\source` folder of your Intel MKL directory (`ex_nlsqp_f.f`, `ex_nlsqp_bc_f.f` and `ex_nlsqp_c.c`, `ex_nlsqp_bc_c.c`, respectively).

Input Parameters

<i>fcn</i>	User-supplied subroutine to evaluate the function that defines the least squares problem. Call <code>fcn (m, n, x, f)</code> with the following parameters: <i>m</i> - INTEGER. Input parameter. Length of <i>f</i> <i>n</i> - INTEGER. Input parameter. Length of <i>x</i> . <i>x</i> - DOUBLE PRECISION. Input parameter. Array of size <i>n</i> . Vector, at which the function is evaluated. The <code>fcn</code> function should not change this parameter. <i>f</i> - DOUBLE PRECISION. Output parameter. Array of size <i>m</i> ; contains the function values at <i>x</i> . Declare <code>fcn</code> as EXTERNAL in the calling program.
<i>n</i>	INTEGER. Length of <i>x</i> .
<i>m</i>	INTEGER. Length of <i>F</i> .
<i>x</i>	DOUBLE PRECISION. Array of size <i>n</i> . Vector at which the function is evaluated.

eps DOUBLE PRECISION. Precision of the Jacobi matrix calculation.

Output Parameters

fjac DOUBLE PRECISION. Array of size (m,n) . Contains the Jacobi matrix of the function.

res INTEGER. Informs about the task completion.
res = TR_SUCCESS indicates that the routine has completed the task normally.
res = TR_INVALID_OPTION indicates an error in the input parameters.
res = TR_OUT_OF_MEMORY indicates a memory error.

djacobix

Alternative interface for djacobi function enabling user to pass additional data into user's objective function.

Syntax

Fortran:

```
res = djacobix(fcn, n, m, fjac, x, jac_eps, user_data)
```

C:

```
res = djacobix(fcn, &n, &m, fjac, x, &jac_eps, user_data);
```

Description

This routine is declared in `mk1_rci.fi` for Fortran interface and in `mk1_rci.h` for C interface.

This routine presents an alternative interface for the `djacobi` function that enables the user to pass additional data into the user's objective function *fcn*.

See calling and usage examples in FORTRAN and C in the `examples\solver\source` folder of your Intel MKL directory (`ex_nlsqp_f_x.f`, `ex_nlsqp_bc_f_x.f` and `ex_nlsqp_c_x.c`, `ex_nlsqp_bc_c_x.c`, respectively).

Input Parameters

fcn User-supplied subroutine to evaluate the function that defines the least squares problem. Call *fcn* (*m*, *n*, *x*, *f*, *user_data*) with the following parameters:

	m - INTEGER. Input parameter. Length of f .
	n - INTEGER. Input parameter. Length of x .
	x - DOUBLE PRECISION. Input parameter. Array of size n . Vector, at which the function is evaluated. The <code>fcn</code> function should not change this parameter.
	f - DOUBLE PRECISION. Output parameter. Array of size m ; contains the function values at x .
	<code>user_data</code> - Pointer to void (for FORTRAN, <code>integer user_data(*)</code>). Input parameter. Contains additional user's data, if any. Otherwise, a dummy argument.
	Declare <code>fcn</code> as EXTERNAL in the calling program.
n	INTEGER. Length of x .
m	INTEGER. Length of F .
x	DOUBLE PRECISION. Array of size n . Vector at which the function is evaluated.
eps	DOUBLE PRECISION. Precision of the Jacobi matrix calculation.
<code>user_data</code>	Pointer to void (for FORTRAN, <code>integer user_data(*)</code>). Input parameter. Contains additional user's data, if any. Otherwise, a dummy argument.

Output Parameters

$fjac$	DOUBLE PRECISION. Array of size (m, n) . Contains the Jacobi matrix of the function.
res	INTEGER. Informs about the task completion. $res = TR_SUCCESS$ indicates that the routine has completed the task normally. $res = TR_INVALID_OPTION$ indicates an error in the input parameters. $res = TR_OUT_OF_MEMORY$ indicates a memory error.

Support Functions

Intel® MKL support functions are used to:

- retrieve information about the current Intel MKL version
- additionally control the number of threads
- handle errors
- test characters and character strings for equality
- measure user time for a process and elapsed CPU time
- set and measure CPU frequency
- free memory allocated by Intel MKL memory management software

Functions described below are subdivided according to their purpose into the following groups:

[Version Information Functions](#)

[Threading Control Functions](#)

[Error Handling Functions](#)

[Equality Test Functions](#)

[Timing Functions](#)

[Memory Functions](#)

[Miscellaneous Utility Functions](#)

Table 15-1 contains the list of support functions common for Intel MKL.

Table 15-1 Intel MKL Support Functions

Function Name	Operation
Version Information Functions	
<code>mkl_get_version</code>	Returns information about the active library version.
<code>mkl_get_version_string</code>	Returns information about the library version string.
Threading Control Functions	
<code>mkl_set_num_threads</code>	Suggests the number of threads to use.

Function Name	Operation
<code>mkl_domain_set_num_threads</code>	Suggests the number of threads for a particular function domain.
<code>mkl_set_dynamic</code>	Enables Intel MKL to dynamically change the number of threads.
<code>mkl_get_max_threads</code>	Inquires about the number of threads targeted for parallelism.
<code>mkl_domain_get_max_threads</code>	Inquires about the number of threads targeted for parallelism in different domains.
<code>mkl_get_dynamic</code>	Returns the current value of the <code>MKL_DYNAMIC</code> variable.
Error Handling Functions	
<code>xerbla</code>	Handles error conditions for the BLAS, LAPACK, VSL, VML routines.
<code>pxerbla</code>	Handles error conditions for the ScaLAPACK routines.
Equality Test Functions	
<code>lsame</code>	Tests two characters for equality regardless of the case.
<code>lsamen</code>	Tests two character strings for equality regardless of the case.
Timing Functions	
<code>second/dsecnd</code>	Returns user time for a process.
<code>mkl_get_cpu_clocks</code>	Returns full precision elapsed CPU clocks.
<code>mkl_get_cpu_frequency</code>	Returns CPU frequency value in GHz.
<code>mkl_set_cpu_frequency</code>	Sets CPU frequency value in GHz.
Memory Functions	

Function Name	Operation
<code>mkl_free_buffers</code>	Frees memory buffers.
<code>mkl_thread_free_buffers</code>	Frees memory buffers allocated only in the current thread.
<code>mkl_mem_stat</code>	Reports an amount of memory utilized by MKL Memory Manager.
<code>mkl_malloc</code>	Allocates the aligned memory buffer.
<code>mkl_free</code>	Frees the aligned memory buffer allocated by <code>MKL_malloc</code> .
Miscellaneous Utility Functions	
<code>mkl_progress</code>	Tracks computational progress of selective MKL routines.
<code>mkl_enable_instructions</code>	Allows Intel MKL to dispatch Intel® Advanced Vector Extensions (Intel® AVX) if run on the respective hardware (or simulation).

Version Information Functions

Intel® MKL provides two methods for extracting information about the library version number:

- extracting a version string using the `mkl_get_version_string` function
- using the `mkl_get_version` function to obtain an `MKLVersion` structure that contains the version information

A makefile is also provided to automatically build the examples and output summary files containing the version information for the current library.

mkl_get_version

Returns information about the active library C version.

Syntax

```
void mkl_get_version( MKLVersion* pVersion );
```

Output Parameters

pVersion Pointer to the MKLVersion structure.

Description

The C interface for this function is declared in `mkl_service.h` header file.

The `mkl_get_version` function collects information about the active C version of the Intel MKL software and returns this information in a structure of `MKLVersion` type by the *pVersion* address. The `MKLVersion` structure type is defined in the `mkl_types.h` file. The following fields of the `MKLVersion` structure are available:

MajorVersion	is the major number of the current library version.
MinorVersion	is the minor number of the current library version.
UpdateVersion	is the update number of the current library version.
ProductStatus	is the status of the current library version. Possible variants could be "Beta", "Product".
Build	is the string that contains the build date and the internal build number.
Processor	is the processor optimization that is targeted for the specific processor. It is not the definition of the processor installed in the system, rather the MKL library detection that is optimal for the processor installed in the system.



NOTE. `MKLGetVersion` is an obsolete name for the `mkl_get_version` function that is referenced in the library for back compatibility purposes but is deprecated and subject to removal in subsequent releases.

mkl_get_version Usage

```
#include <stdio.h>
#include <stdlib.h>
#include "mkl_service.h"

int main(void)
{
    MKLVersion Version;

    mkl_get_version(&Version);

    // MKL_Get_Version(&Version);

    printf("Major version:          %d\n",Version.MajorVersion);
    printf("Minor version:             %d\n",Version.MinorVersion);
    printf("Update version:              %d\n",Version.UpdateVersion);
    printf("Product status:              %s\n",Version.ProductStatus);
    printf("Build:                       %s\n",Version.Build);
    printf("Processor optimization:      %s\n",Version.Processor);
    printf("=====\n");
    printf("\n");

    return 0;
}
```

Output:

Major Version	9
Minor Version	0

Update Version	0
Product status	Product
Build	061909.09
Processor optimization	Intel® Xeon® Processor with Intel® 64 architecture

mkl_get_version_string

Gets the library version string.

Syntax

Fortran:

```
call mkl_get_version_string( buf )
```

C:

```
mkl_get_version_string( buf, len );
```

Output Parameters

Name	Type	Description
<i>buf</i>	FORTTRAN: CHARACTER*198 C: char*	Source string
<i>len</i>	FORTTRAN: INTEGER C: int	Length of the source string

Description

The FORTRAN 77 interface for this function is declared in `mkl_service.fi` and the C interface in `mkl_service.h`.

The function returns a string that contains the library version information.



NOTE. `MKLGetVersionString` is an obsolete name for the `mkl_get_version_string` function that is referenced in the library for back compatibility purposes but is deprecated and subject to removal in subsequent releases.

See example below:

Examples

Fortran:

```
program mkl_get_version_string
character*198 buf
call mkl_get_version_string(buf)
write(*,'(a)') buf
end
```

C:

```
#include <stdio.h>
#include "mkl_blas.h"
int main(void)
{
    int len=198;
    char buf[198];
    mkl_get_version_string(buf, len);
    printf("%s\n",buf);
    printf("\n");
    return 0;
}
```

Threading Control Functions

Intel® MKL provides optional threading control functions that take precedence over OpenMP* environment variable settings with the same purpose (see *Intel® MKL User's Guide* for details).

These functions enable you to specify the number of threads for Intel MKL independently of the OpenMP* settings and takes precedence over them. Although Intel MKL may actually use a different number of threads from the number suggested, the controls also enable you to instruct the library to try using the suggested number when the number used in the calling application is unavailable.

See the following examples of Fortran and C usage:

Fortran Usage

```
call mkl_set_num_threads( foo )
ierr = mkl_domain_set_num_threads( num, MKL_BLAS )
call mkl_set_dynamic ( 1 )
num = mkl_get_max_threads()
num = mkl_domain_get_max_threads( MKL_BLAS );
ret = mkl_get_dynamic()
```

C Usage

```
#include "mkl.h" // Mandatory to make these definitions work!
mkl_set_num_threads(num);
return_code = mkl_domain_set_num_threads( num, MKL_FFT );
mkl_set_dynamic( 1 );
num = mkl_get_max_threads();
num = mkl_domain_get_max_threads( MKL_FFT );
return_code = mkl_get_dynamic();
```



NOTE. Always remember to add `#include "mkl.h"` to use the C usage syntax.

mkl_set_num_threads

Suggests the number of threads to use.

Syntax

Fortran:

```
call mkl_set_num_threads( number )
```

C:

```
void mkl_set_num_threads( number );
```

Input Parameters

Name	Type	Description
<i>number</i>	FORTRAN: INTEGER C: int	Number of threads suggested by user

Description

The FORTRAN 77 interface for this function is declared in `mkl_service.fi` and the C interface in `mkl_service.h`.

This function allows you to request independently of OpenMP* how many threads MKL should use. This is just a hint, and it is not guaranteed that this number of threads will be used. Enter a positive integer. This routine takes precedence over the `MKL_NUM_THREADS` environment variable.



NOTE. Always remember to add `#include "mkl.h"` to use the C usage syntax.

See *Intel MKL User's Guide* for implementation details.

mkl_domain_set_num_threads

Suggests the number of threads for a particular function domain.

Syntax

Fortran:

```
ierr = mkl_domain_set_num_threads( num, mask )
```

C:

```
ierr = mkl_domain_set_num_threads( num, mask );
```

Input Parameters

Name	Type	Description
<i>num</i>	FORTRAN: INTEGER C: int	Number of threads suggested by user
<i>mask</i>	FORTRAN: INTEGER C: int	Name of the targeted domain

Description

The FORTRAN 77 interface for this function is declared in `mkl_service.fi` and the C interface in `mkl_service.h`.

This function allows you to request different domains of Intel MKL to use different numbers of threads. The currently supported domains are:

- `MKL_BLAS` - BLAS domain
- `MKL_FFT` - FFT domain (excluding cluster FFT)
- `MKL_VML` - vector math library
- `MKL_ALL` - another way to do what `mkl_set_num_threads` does

This is only a hint, and use of this number of threads is not guaranteed. Enter a valid domain and a positive integer for the number of threads. This routine has precedence over the `MKL_DOMAIN_NUM_THREADS` environment variable.

See *Intel MKL User’s Guide* for implementation details.

Return Values

<code>1 (true)</code>	Indicates no error, execution is successful.
<code>0 (false)</code>	Indicates failure, possibly because the inputs were invalid.

mkl_set_dynamic

Enables Intel MKL to dynamically change the number of threads.

Syntax

Fortran:

```
call mkl_set_dynamic( boolean_var )
```

C:

```
void mkl_set_dynamic( boolean_var );
```

Input Parameters

Name	Type	Description
<i>boolean_var</i>	FORTTRAN: INTEGER C: int	The parameter that determines whether dynamic adjustment of the number of threads is enabled or disabled.

Description

The FORTRAN 77 interface for this function is declared in `mkl_service.fi` and the C interface in `mkl_service.h`.

This function indicates whether or not Intel MKL can dynamically change the number of threads. The default for this is `true`, regardless of how the `OMP_DYNAMIC` variable is set. This will also hold precedent over the `OMP_DYNAMIC` variable.

A value of `false` does not guarantee that the user's requested number of threads will be used. But it means that MKL will attempt to use that value. This routine takes precedence over the environment variable `MKL_DYNAMIC`.

Note that if MKL is called from within a parallel region, MKL may not thread unless `MKL_DYNAMIC` is set to `false`, either with the environment variable or by this routine call.

See *Intel MKL User's Guide* for implementation details.

mkl_get_max_threads

Inquires about the number of threads targeted for parallelism.

Syntax

Fortran:

```
num = mkl_get_max_threads()
```

C:

```
num = mkl_get_max_threads();
```

Description

The FORTRAN 77 interface for this function is declared in `mkl_service.fi` and the C interface in `mkl_service.h`.

This function allows you to inquire independently of OpenMP* how many threads Intel MKL is targeting for parallelism. This is just a hint, and it is not guaranteed that this number of threads will be used.

See *Intel MKL User's Guide* for implementation details.

Return Values

The output is `INTEGER` equal to the number of threads.

mkl_domain_get_max_threads

Inquires about the number of threads targeted for parallelism in different domains.

Syntax

Fortran:

```
ierr = mkl_domain_get_max_threads( mask )
```

C:

```
ierr = mkl_domain_get_max_threads( mask );
```


Input Parameters

Name	Type	Description
<i>mask</i>	FORTRAN: INTEGER C: int	The name of the targeted domain

Description

The FORTRAN 77 interface for this function is declared in `mkl_service.fi` and the C interface in `mkl_service.h`.

This function allows the user of different domains of Intel MKL to inquire what number of threads is being used as a hint. The inquiry does not imply that this is the actual number of threads used. The number may vary depending on the value of the `MKL_DYNAMIC` variable and/or problem size, system resources, etc. But the function returns the value that MKL is targeting for a given domain.

The currently supported domains are:

- `MKL_BLAS` - BLAS domain
- `MKL_FFT` - FFT domain (excluding cluster FFT)
- `MKL_VML` - vector math library
- `MKL_ALL` - another way to do what `mkl_get_max_threads` does.

You are supposed to enter a valid domain.

See *Intel MKL User's Guide* for implementation details.

Return Values

Returns the hint about the number of threads for a given domain.

`mkl_get_dynamic`

Returns current value of `MKL_DYNAMIC` variable.

Syntax

Fortran:

```
ret = mkl_get_dynamic()
```

C:

```
ret = mkl_get_dynamic();
```

Description

The FORTRAN 77 interface for this function is declared in `mkl_service.fi` and the C interface in `mkl_service.h`.

This function returns the current value of the `MKL_DYNAMIC` variable. This variable can be changed by manipulating the `MKL_DYNAMIC` environment variable before the MKL run is launched or by calling `mkl_set_dynamic()`. Doing the latter has precedence over the former.

The function returns a value of 0 or 1: 1 indicates that `MKL_DYNAMIC` is true, 0 indicates that `MKL_DYNAMIC` is false. This variable indicates whether or not Intel MKL can dynamically change the number of threads. A value of `false` does not guarantee that the user's requested number of threads will be used. But it means that Intel MKL will attempt to use that value.

Note that if MKL is called from within a parallel region, MKL may not thread unless `MKL_DYNAMIC` is set to `false`, either with the environment variable or by this routine call.

See *Intel MKL User's Guide* for implementation details.

Return Values

1	Indicates <code>MKL_DYNAMIC</code> is true.
0	Indicates <code>MKL_DYNAMIC</code> is false.

Error Handling Functions

xerbla

Error handling routine called by BLAS, LAPACK, VML, VSL routines.

Syntax

Fortran:

```
call xerbla( sname, info )
```

C:

```
xerbla( sname, info, len );
```

Input Parameters

Name	Type	Description
sname	FORTTRAN: CHARACTER*(*) C: char*	The name of the routine that called xerbla
info	FORTTRAN: INTEGER C: int*	The position of the invalid parameter in the parameter list of the calling routine
len	C: int	Length of the source string

Description

The FORTRAN 77 interface for this routine is declared in `mkl_blas.fi` and the C interface in `mkl_blas.h`.

The routine `xerbla` is an error handler for the BLAS, LAPACK, VSL, and VML routines. It is called by a BLAS, LAPACK, VSL or VML routine if an input parameter has an invalid value. If an issue is found with an input parameter, `xerbla` prints a message similar to the following:

```
MKL ERROR: Parameter 6 was incorrect on entry to DGEMM
```

and then returns to the user application.

Note that `xerbla` is an internal function. You can change or disable printing of an error message by providing your own `xerbla` function. FORTRAN and C examples are provided below.

Examples

Fortran:

```
subroutine xerbla (sname, info)
character*(*) sname  !Name of subprogram that called xerbla
integer*4      info  !Position of the invalid parameter in the
parameter list
return          !Return to the calling subprogram
end
```

C:

```
void xerbla(char* sname, int* info, int len){
// sname - name of the function that called xerbla
// info - position of the invalid parameter in the parameter list
// len - length of the name in bytes
printf("\nXERBLA is called :%s: %d\n",sname,*info);
}
```

pxerbla

Error handling routine called by ScaLAPACK routines.

Syntax

call pxerbla(*ictxt*, *sname*, *info*)

Input Parameters

<i>ictxt</i>	(global) INTEGER The BLACS context handle, indicating the global context of the operation. The context itself is global.
<i>sname</i>	(global) CHARACTER*6 The name of the routine which called pxerbla.
<i>info</i>	(global) INTEGER. The position of the invalid parameter in the parameter list of the calling routine.

Description

The C interface for this routine is declared in `mk1_scalapack.h` file.

This routine is an error handler for the *ScaLAPACK* routines. It is called if an input parameter has an invalid value. A message is printed and program execution continues. For ScaLAPACK driver and computational routines, a `RETURN` statement is issued following the call to `pxerbla`.

Control returns to the higher-level calling routine, and you can determine how the program should proceed. However, in the specialized low-level ScaLAPACK routines (auxiliary routines that are Level 2 equivalents of computational routines), the call to `p_xerbla()` is immediately followed by a call to `BLACS_ABORT()` to terminate program execution since recovery from an error at this level in the computation is not possible.

It is always good practice to check for a nonzero value of *info* on return from a ScaLAPACK routine. Installers may consider modifying this routine in order to call system-specific exception-handling facilities.

Equality Test Functions

lsame

Tests two characters for equality regardless of the case.

Syntax

Fortran:

```
val = lsame( ca, cb )
```

C:

```
val = lsame( ca, cb );
```

Input Parameters

Name	Type	Description
<i>ca, cb</i>	FORTTRAN: CHARACTER*1	FORTTRAN: The single characters to be compared
	C: const char*	C: Pointers to the single characters to be compared

Output Parameters

Name	Type	Description
<i>val</i>	FORTTRAN: LOGICAL	Result of the comparison
	C: int	

Description

The FORTRAN 77 interface for this function is declared in `mkl_blas.fi` and the C interface in `mkl_blas.h`.

This logical function returns `.TRUE.` if `ca` is the same letter as `cb` regardless of the case, and `.FALSE.` otherwise.

lsamen

Tests two character strings for equality regardless of the case.

Syntax

Fortran:

```
val = lsamen( n, ca, cb )
```

C:

```
val = lsamen( n, ca, cb );
```

Input Parameters

Name	Type	Description
<i>n</i>	FORTRAN: INTEGER C: <code>const int*</code>	FORTRAN: The number of characters in <i>ca</i> and <i>cb</i> to be compared. C: Pointer to the number of characters in <i>ca</i> and <i>cb</i> to be compared.
<i>ca, cb</i>	FORTRAN: CHARACTER*(*) C: <code>const char*</code>	Specify two character strings of length at least <i>n</i> to be compared. Only the first <i>n</i> characters of each string will be accessed.

Output Parameters

Name	Type	Description
<code>val</code>	FORTRAN: LOGICAL C: int	FORTRAN: Result of the comparison. <code>.TRUE.</code> if <code>ca</code> and <code>cb</code> are equivalent except for the case, and <code>.FALSE.</code> otherwise. The function also returns <code>.FALSE.</code> if <code>len(ca)</code> or <code>len(cb)</code> is less than <code>n</code> . C: Result of the comparison. Non-zero if <code>ca</code> and <code>cb</code> are equivalent except for the case, and zero otherwise.

Description

The FORTRAN 77 interface for this function is declared in `mkl_lapack.fi` and the C interface in `mkl_lapack.h`.

This logical function tests if the first `n` letters of one string are the same as the first `n` letters of another string, regardless of the case.

Timing Functions

second/dsecnd

Returns elapsed CPU time in seconds.

Syntax

Fortran:

```
val = second()
```

```
val = dsecnd()
```

C:

```
val = second();
```

```
val = dsecnd();
```

Output Parameters

Name	Type	Description
<code>val</code>	FORTTRAN: REAL for <code>second</code> DOUBLE PRECISION for <code>dsecnd</code> C: float for <code>second</code> double for <code>dsecnd</code>	Elapsed CPU time in seconds

Description

The FORTRAN 77 interface for this function is declared in `mkl_lapack.fi` and the C interface in `mkl_lapack.h`.

The `second`/`dsecnd` functions return the elapsed CPU time in seconds. These versions get the time from the elapsed CPU clocks divided by CPU frequency. The difference is that `dsecnd` returns the result with double precision.

The functions should be applied in pairs: the first time, before a routine to be measured, and the second time - after the measurement. The difference between the returned values is the time spent in the routine. The usage of `second` is discouraged for measuring short time intervals because the single precision format is not capable of holding sufficient timer precision.

`mkl_get_cpu_clocks`

Returns full precision elapsed CPU clocks.

Syntax

Fortran:

```
call mkl_get_cpu_clocks( clocks )
```

C:

```
mkl_get_cpu_clocks( &clocks );
```


Output Parameters

Name	Type	Description
<code>clocks</code>	FORTRAN: INTEGER*8 C: unsigned MKL_INT64	Elapsed CPU clocks

Description

The FORTRAN 77 interface for this function is declared in `mkl_service.fi` and the C interface in `mkl_service.h`.

The `mkl_get_cpu_clocks` function returns the elapsed CPU clocks.

This may be useful when timing short intervals with high resolution. The `mkl_get_cpu_clocks` function is also applied in pairs like `second/dsecond`. Note that out-of-order code execution on IA-32 or Intel® 64 architecture processors may disturb the exact elapsed CPU clocks value a little bit, which may be important while measuring extremely short time intervals.



NOTE. `getcpuclocks` is an obsolete name for the `mkl_get_cpu_clocks` function that is referenced in the library for back compatibility purposes but is deprecated and subject to removal in subsequent releases.

`mkl_get_cpu_frequency`

Returns CPU frequency value in GHz.

Syntax

Fortran:

```
freq = mkl_get_cpu_frequency()
```

C:

```
freq = mkl_get_cpu_frequency();
```

Output Parameters

Name	Type	Description
<i>freq</i>	FORTRAN: DOUBLE PRECISION C: double	CPU frequency value in GHz

Description

The FORTRAN 77 interface for this function is declared in `mkl_service.fi` and the C interface in `mkl_service.h`.

The function `mkl_get_cpu_frequency` returns the CPU frequency in GHz. This value is used by `second` / `dsecnd` functions while converting CPU clocks into seconds.

Obtaining a frequency may take some time when `second` / `dsecnd` / `mkl_get_cpu_frequency` is called for the first time. To avoid it, call `mkl_set_cpu_frequency` before setting the exact CPU frequency if it is known in advance.



NOTE. `getcpufrequency` is an obsolete name for the `mkl_get_cpu_frequency` function that is referenced in the library for back compatibility purposes but is deprecated and subject to removal in subsequent releases.

`mkl_set_cpu_frequency`

Sets CPU frequency value in GHz.

Syntax

Fortran:

```
call mkl_set_cpu_frequency( freq )
```

C:

```
mkl_set_cpu_frequency( &freq );
```

Input Parameters

Name	Type	Description
<i>freq</i>	FORTRAN: DOUBLE PRECISION C: double	CPU frequency value in GHz

Description

The FORTRAN 77 interface for this function is declared in `mkl_service.fi` and the C interface in `mkl_service.h`.

The `mkl_set_cpu_frequency` function sets the CPU frequency in GHz, used then by `second/dsecnd` functions while converting CPU clocks into seconds. Setting the exact CPU frequency is useful to bypass obtaining a frequency by `mkl_get_cpu_frequency`.

Initially, CPU frequency value is unset. The CPU frequency value can be set only by `mkl_set_cpu_frequency` call, or during the first call of `mkl_get_cpu_frequency`, if `mkl_set_cpu_frequency` has not been called before. Calling `mkl_set_cpu_frequency` with a special parameter `freq = -1.0` forces the CPU frequency value be unset.

Note that the CPU frequency of your machine is not actually changed when the `mkl_set_cpu_frequency` subroutine is called.



NOTE. `setcpufrequency` is an obsolete name for the `mkl_set_cpu_frequency` function that is referenced in the library for back compatibility purposes but is deprecated and subject to removal in subsequent releases.

Memory Functions

This section describes the Intel MKL memory support functions. See the *Intel® MKL User's Guide* for details of the Intel MKL memory management.

mkl_free_buffers

Frees memory buffers.

Syntax

Fortran:

```
call mkl_free_buffers
```

C:

```
mkl_free_buffers();
```

Description

The FORTRAN 77 interface for this function is declared in `mkl_service.fi` and the C interface in `mkl_service.h`.

The `mkl_free_buffers` function frees the memory allocated by the Intel MKL Memory Manager. The Memory Manager allocates new buffers if no free buffers are currently available. Call `mkl_free_buffers()` to free all memory buffers and to avoid memory leaking on completion of work with the Intel MKL functions, that is, after the last call of an Intel MKL function from your application.

See *Intel® MKL User's Guide* for details.



NOTE. `MKL_FreeBuffers` is an obsolete name for the `mkl_free_buffers` function that is referenced in the library for back compatibility purposes but is deprecated and subject to removal in subsequent releases.

mkl_free_buffers Usage with FFT Functions

```
-----
DFTI_DESCRIPTOR_HANDLE hand1;
DFTI_DESCRIPTOR_HANDLE hand2;
void mkl_free_buffers(void);
. . . . .
/* Using MKL FFT */
Status = DftiCreateDescriptor(&hand1, DFTI_SINGLE, DFTI_COMPLEX, dim, m1);
Status = DftiCommitDescriptor(hand1);
Status = DftiComputeForward(hand1, s_array1);
. . . . .
Status = DftiCreateDescriptor(&hand2, DFTI_SINGLE, DFTI_COMPLEX, dim, m2);
Status = DftiCommitDescriptor(hand2);
. . . . .
Status = DftiFreeDescriptor(&hand1);
/* Do not call mkl_free_buffers() here as the hand2 descriptor will be corrupted! */
. . . . .
Status = DftiComputeBackward(hand2, s_array2));
Status = DftiFreeDescriptor(&hand2);
/* Here user finishes the MKL FFT usage */
/* Memory leak will be triggered by any memory control tool */
/* Use mkl_free_buffers() to avoid memory leaking */
mkl_free_buffers();
-----
```

If the memory space is sufficient, use `mkl_free_buffers` after the last call of the MKL functions. Otherwise, a drop in performance can occur due to reallocation of buffers for the subsequent MKL functions.



WARNING. For FFT calls, do not use `mkl_free_buffers` between `DftiCreateDescriptor(hand)` and `DftiFreeDescriptor(&hand)`.

mkl_thread_free_buffers

Frees memory buffers allocated in the current thread.

Syntax

Fortran:

```
call mkl_thread_free_buffers
```

C:

```
mkl_thread_free_buffers();
```

Description

The FORTRAN 77 interface for this function is declared in `mkl_service.fi` and the C interface in `mkl_service.h`.

The `mkl_thread_free_buffers` function frees the memory allocated by the Intel MKL Memory Manager in the current thread only. Memory buffers allocated in other threads are not affected. Call `mkl_thread_free_buffers()` to avoid memory leaking if you are unable to call the `mkl_free_buffers` function in the multi-threaded application when you are not sure if all the other running Intel MKL functions completed operation.

mkl_mem_stat

Reports amount of memory utilized by MKL Memory Manager.

Syntax

Fortran:

```
AllocatedBytes = mkl_mem_stat( AllocatedBuffers )
```

C:

```
AllocatedBytes = mkl_mem_stat( &AllocatedBuffers );
```

Output Parameters

Name	Type	Description
<i>AllocatedBytes</i>	FORTRAN: INTEGER*8 C: MKL_INT64	Amount of allocated bytes
<i>AllocatedBuffers</i>	FORTRAN: INTEGER*4, C: int	Number of allocated buffers

Description

The FORTRAN 77 interface for this function is declared in `mkl_service.fi` and the C interface in `mkl_service.h`.

The function returns the amount of the allocated memory in the *AllocatedBuffers* buffers. If there are no allocated buffers at the moment, the function returns 0. Call the `mkl_mem_stat()` function to check the Intel MKL memory status.

Note that after calling `mkl_free_buffers` there should not be any allocated buffers.

See [Example “mkl_malloc\(\), mkl_free\(\), mkl_mem_stat\(\) Usage”](#).



NOTE. `MKL_MemStat` is an obsolete name for the `MKL_Mem_Stat` function that is referenced in the library for back compatibility purposes but is deprecated and subject to removal in subsequent releases.

mkl_malloc

Allocates the aligned memory buffer.

Syntax

Fortran:

```
a_ptr = mkl_malloc( alloc_size, alignment )
```

C:

```
a_ptr = mkl_malloc( alloc_size, alignment );
```

Input Parameters

Name	Type	Description
<i>alloc_size</i>	FORTTRAN: INTEGER*4 C: size_t	Size of the buffer to be allocated Note that Fortran type INTEGER*4 is given for the 32-bit systems. Otherwise, it is INTEGER*8.
<i>alignment</i>	FORTTRAN: INTEGER*4 C: int	Alignment of the allocated buffer

Output Parameters

Name	Type	Description
<i>a_ptr</i>	FORTTRAN: POINTER C: void*	Pointer to the allocated buffer

Description

The FORTRAN 77 interface for this function is declared in `mkl_service.fi` and the C interface in `mkl_service.h`.

The function allocates a *size*-bytes buffer, aligned on the *alignment* boundary, and returns a pointer to this buffer.

The function returns `NULL` if *size* < 1. If alignment is not power of 2, the alignment 32 is used.

See [Example “mkl_malloc\(\), mkl_free\(\), mkl_mem_stat\(\) Usage”](#).

mkl_free

Frees the aligned memory buffer allocated by mkl_malloc.

Syntax

Fortran:

```
call mkl_free( a_ptr )
```


C:

```
mkl_free( a_ptr );
```

Input Parameters

Name	Type	Description
a_ptr	FORTRAN: POINTER C: void*	Pointer to the buffer to be freed

Description

The FORTRAN 77 interface for this function is declared in `mkl_service.fi` and the C interface in `mkl_service.h`.

The function frees the buffer pointed by `ptr` and allocated by `mkl_malloc()`.

See [Example “mkl_malloc\(\), mkl_free\(\), mkl_mem_stat\(\) Usage”](#).

Examples of mkl_malloc(), mkl_free(), mkl_mem_stat() Usage

Usage Example in Fortran

```
PROGRAM FOO

REAL*8      A,B,C
POINTER      (A_PTR,A(1)), (B_PTR,B(1)), (C_PTR,C(1))
INTEGER      N,I
REAL*8      ALPHA, BETA
INTEGER*8    ALLOCATED_BYTES
INTEGER*4    ALLOCATED_BUFFERS

#ifdef  SYSTEM_BITS32
  INTEGER*4  MKL_MALLOC
  INTEGER*4  ALLOC_SIZE
#else
  INTEGER*8  MKL_MALLOC
  INTEGER*8  ALLOC_SIZE
#endif

INTEGER      MKL_MEM_STAT
EXTERNAL      MKL_MALLOC, MKL_FREE, MKL_MEM_STAT

ALPHA = 1.1; BETA = -1.2
N = 1000
```

```

ALLOC_SIZE = 8*N*N
A_PTR = MKL_MALLOC(ALLOC_SIZE,128)
B_PTR = MKL_MALLOC(ALLOC_SIZE,128)
C_PTR = MKL_MALLOC(ALLOC_SIZE,128)
DO I=1,N*N
    A(1) = I
    B(1) = -I
    C(1) = 0.0
END DO

CALL DGEMM('N','N',N,N,N,ALPHA,A,N,B,N,BETA,C,N);

ALLOCATED_BYTES = MKL_MEM_STAT(ALLOCATED_BUFFERS)
PRINT *, 'DGEMM uses ', ALLOCATED_BYTES, ' bytes in ',
$ ALLOCATED_BUFFERS, ' buffers '

CALL MKL_FREE_BUFFERS

ALLOCATED_BYTES = MKL_MEM_STAT(ALLOCATED_BUFFERS)
IF (ALLOCATED_BYTES > 0) THEN
    PRINT *, 'MKL MEMORY LEAK!'
    PRINT *, 'AFTER MKL_FREE_BUFFERS there are ',
$ ALLOCATED_BYTES, ' bytes in ',
$ ALLOCATED_BUFFERS, ' buffers'
END IF

CALL MKL_FREE(A_PTR)
CALL MKL_FREE(B_PTR)
CALL MKL_FREE(C_PTR)

STOP
END

```

Usage Example in C

```

#include <stdio.h>
#include <mkl.h>
int main(void) {
    double *a, *b, *c;
    int n, i;
    double alpha, beta;
    MKL_INT64 AllocatedBytes;
    int N_AllocatedBuffers;

    alpha = 1.1; beta = -1.2;
    n = 1000;
    a = (double*)mkl_malloc(n*n*sizeof(double),128);
    b = (double*)mkl_malloc(n*n*sizeof(double),128);
    c = (double*)mkl_malloc(n*n*sizeof(double),128);
    for (i=0;i<(n*n);i++) {
        a[i] = (double)(i+1);
    }
}

```

```
        b[i] = (double) (-i-1);
        c[i] = 0.0;
    }

    dgemm("N", "N", &n, &n, &n, &alpha, a, &n, b, &n, &beta, c, &n);

    AllocatedBytes = mkl_mem_stat(&N_AllocatedBuffers);
    printf("\nDGEMM uses %ld bytes in %d buffers', (long)AllocatedBytes, N_AllocatedBuffers);

    mkl_free_buffers();

    AllocatedBytes = mkl_mem_stat(&N_AllocatedBuffers);
    if (AllocatedBytes > 0) {
        printf("\nMKL memory leak!");
        printf("\nAfter mkl_free_buffers there are %ld bytes in %d buffers",
            (long)AllocatedBytes, N_AllocatedBuffers);
    }

    mkl_free(a);
    mkl_free(b);
    mkl_free(c);

    return 0;
}
```

Miscellaneous Utility Functions

mkl_progress

Provides progress information.

Syntax

Fortran:

```
stopflag = mkl_progress( thread, step, stage )
```

C:

```
stopflag = mkl_progress( thread, step, stage, lstage );
```

Input Parameters

Name	Type	Description
<i>thread</i>	FORTRAN: INTEGER*4 C: const int*	FORTRAN: The number of the thread the progress routine is called from. 0 is passed for sequential code. C: Pointer to the number of the thread the progress routine is called from. 0 is passed for sequential code.
<i>step</i>	FORTRAN: INTEGER*4 C: const int*	FORTRAN: The linear progress indicator that shows the amount of work done. Increases from 0 to the linear size of the problem during the computation. C: Pointer to the linear progress indicator that shows the amount of work done. Increases from 0 to the linear size of the problem during the computation.
<i>stage</i>	FORTRAN: CHARACTER* (*) C: const char*	Message indicating the name of the routine or the name of the computation stage the progress routine is called from.
<i>lstage</i>	C: int	The length of a stage string excluding the trailing NULL character.

Output Parameters

Name	Type	Description
<i>stopflag</i>	FORTRAN: INTEGER C: int	The stopping flag. A non-zero flag forces the routine to be interrupted. The zero flag is the default return value.

Description

The FORTRAN 77 interface for this function is declared in `mkl_service.fi`, and the C interface in `mkl_lapack.h` and `mkl_service.h`.

This function is intended to track progress of a lengthy computation and/or interrupt the computation. By default this routine does nothing but the user application can redefine it to obtain the computation progress information. You can set it to perform certain operations during the routine computation, for instance, to print a progress indicator. A non-zero return value may be supplied by the redefined function to break the computation.

The progress function `mkl_progress` is regularly called from some LAPACK and DSS/PARDISO functions during the computation. Refer to a specific LAPACK or DSS/PARDISO function description to see whether the function supports this feature or not.

Application Notes

Note that `mkl_progress` is a Fortran routine, that is, to redefine the progress routine from C, the name should be spelt differently, parameters should be passed by reference, and an extra parameter meaning the length of the stage string should be considered. The stage string is not terminated with the `NULL` character. The C interface of the progress routine is as follows:

```
int mkl_progress ( int* thread, int* step, char* stage, int lstage ); // Linux, Mac
int MKL_PROGRESS( int* thread, int* step, char* stage, int lstage ); // Windows
```

See further the examples of printing a progress information on the standard output in Fortran and C languages:

Examples

Fortran:

```
integer function mkl_progress( thread, step, stage )
integer*4 thread, step
character*(*) stage
print*, 'Thread:', thread, ', stage:', stage, ', step:', step
mkl_progress = 0
return
end
```

C:

```
#include <string.h>

#define BUFLen 16

int mkl_progress_( int* ithr, int* step, char* stage, int lstage
){
    char buf[BUFLen];
    if( lstage >= BUFLen ) lstage = BUFLen-1;
    strncpy( buf, stage, lstage );
    buf[lstage] = '\\0';
    printf( 'In thread %i, at stage %s, steps passed %i\\n', *ithr,
buf, *step );
    return 0;
}
```

mkl_enable_instructions

Allows dispatching Intel® Advanced Vector Extensions.

Syntax

Fortran:

```
irc = mkl_enable_instructions(MKL_AVX_ENABLE)
```

C:

```
irc = mkl_enable_instructions(MKL_AVX_ENABLE);
```

Input Parameters

<i>MKL_AVX_ENABLE</i>	Parameter indicating which new instructions the user needs to enable.
-----------------------	---

Output Parameters

Name	Type	Description
<i>irc</i>	FORTRAN: INTEGER*4	Value reflecting AVX usage status:
	C: int	=1 MKL uses the AVX code, if the hardware supports Intel® AVX.
		=0 The request is rejected. Most likely, <code>mkl_enable_instructions</code> has been called after another Intel MKL function.

Description

The FORTRAN 77 interface for this function is declared in `mkl_service.fi` and the C interface in `mkl_service.h`.

This function allows Intel MKL to dispatch Intel® Advanced Vector Extensions (Intel® AVX) if run on Intel® AVX-enabled hardware (or simulation). Note that `mkl_enable_instructions` must be executed before any other Intel MKL call.



NOTE. Always remember to add `#include "mkl.h"` to use the C usage syntax.

See *Intel MKL User’s Guide* for implementation details.

BLACS Routines

This chapter describes the Intel® Math Kernel Library implementation of FORTRAN 77 routines from the BLACS (Basic Linear Algebra Communication Subprograms) package. These routines are used to support a linear algebra oriented message passing interface that may be implemented efficiently and uniformly across a large range of distributed memory platforms.

The BLACS routines make linear algebra applications both easier to program and more portable. For this purpose, they are used in Intel MKL intended for the Linux* and Windows* OSs as the communication layer of ScaLAPACK and Cluster FFT.

On computers, a linear algebra matrix is represented by a two dimensional array (2D array), and therefore the BLACS operate on 2D arrays. See description of the basic [matrix shapes](#) in a special section.

The BLACS routines implemented in Intel MKL are of four categories:

- Combines
- Point to Point Communication
- Broadcast
- Support.

The [Combines](#) take data distributed over processes and combine the data to produce a result. The [Point to Point](#) routines are intended for point-to-point communication and [Broadcast](#) routines send data possessed by one process to all processes within a scope.

The [Support routines](#) perform distinct tasks that can be used for initialization, destruction, information, and miscellaneous tasks.

Matrix Shapes

The BLACS routines recognize the two most common classes of matrices for dense linear algebra. The first of these classes consists of general rectangular matrices, which in machine storage are 2D arrays consisting of m rows and n columns, with a leading dimension, lda , that determines the distance between successive columns in memory.

The *general rectangular* matrices take the following parameters as input when determining what array to operate on:

m	(input) INTEGER. The number of matrix rows to be operated on.
n	(input) INTEGER. The number of matrix columns to be operated on.
a	(input/output) TYPE (depends on routine), array of dimension (lda, n) . A pointer to the beginning of the (sub)array to be sent.

lda (input) INTEGER. The distance between two elements in matrix row.

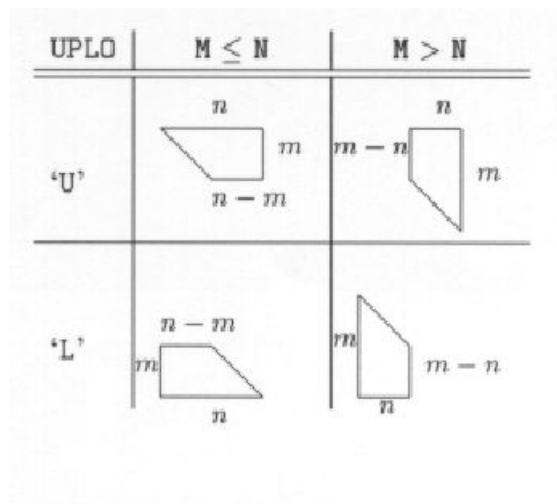
The second class of matrices recognized by the BLACS are *trapezoidal* matrices (triangular matrices are a sub-class of trapezoidal). Trapezoidal arrays are defined by m , n , and lda , as above, but they have two additional parameters as well. These parameters are:

uplo (input) CHARACTER*1 . Indicates whether the matrix is upper or lower trapezoidal, as discussed below.

diag (input) CHARACTER*1 . Indicates whether the diagonal of the matrix is unit diagonal (will not be operated on) or otherwise (will be operated on).

The shape of the trapezoidal arrays is determined by these parameters as follows:

Figure 16-1 Trapezoidal Arrays Shapes



The packing of arrays, if required, so that they may be sent efficiently is hidden, allowing the user to concentrate on the logical matrix, rather than on how the data is organized in the system memory.

BLACS Combine Operations

This section describes BLACS routines that combine the data to produce a result.

In a combine operation, each participating process contributes data that is combined with other processes' data to produce a result. This result can be given to a particular process (called the *destination* process), or to all participating processes. If the result is given to only one process, the operation is referred to as a *leave-on-one* combine, and if the result is given to all participating processes the operation is referenced as a *leave-on-all* combine.

At present, three kinds of combines are supported. They are:

- element-wise summation
- element-wise absolute value maximization
- element-wise absolute value minimization

of general rectangular arrays.

Note that a combine operation combines data between processes. By definition, a combine performed across a scope of only one process does not change the input data. This is why the operations (*max/min/sum*) are specified as *element-wise*. Element-wise indicates that each element of the input array will be combined with the corresponding element from all other processes' arrays to produce the result. Thus, a 4 x 2 array of inputs produces a 4 x 2 answer array.

When the *max/min* comparison is being performed, absolute value is used. For example, -5 and 5 are equivalent. However, the returned value is unchanged; that is, it is not the absolute value, but is a signed value instead. Therefore, if you performed a BLACS absolute value maximum combine on the numbers -5, 3, 1, 8 the result would be -8.

The initial symbol ? in the routine names below masks the data type:

i	integer
s	single precision real
d	double precision real
c	single precision complex
z	double precision complex.

Table 16-1 BLACS Combines

Routine name	Results of operation
?gamx2d	Entries of result matrix will have the value of the greatest absolute value found in that position.
?gamn2d	Entries of result matrix will have the value of the smallest absolute value found in that position.
?gsum2d	Entries of result matrix will have the summation of that position.

?gamx2d

Performs element-wise absolute value maximization.

Syntax

```
call igamx2d( icontxt, scope, top, m, n, a, lda, ra, ca, rcflag, rdest, cdest
)
call sgamx2d( icontxt, scope, top, m, n, a, lda, ra, ca, rcflag, rdest, cdest
)
call dgamx2d( icontxt, scope, top, m, n, a, lda, ra, ca, rcflag, rdest, cdest
)
call cgamx2d( icontxt, scope, top, m, n, a, lda, ra, ca, rcflag, rdest, cdest
)
call zgamx2d( icontxt, scope, top, m, n, a, lda, ra, ca, rcflag, rdest, cdest
)
```

Input Parameters

<i>icontxt</i>	INTEGER. Integer handle that indicates the context.
<i>scope</i>	CHARACTER*1. Indicates what scope the combine should proceed on. Limited to ROW, COLUMN, or ALL.
<i>top</i>	CHARACTER*1. Communication pattern to use during the combine operation.
<i>m</i>	INTEGER. The number of matrix rows to be combined.
<i>n</i>	INTEGER. The number of matrix columns to be combined.
<i>a</i>	TYPE array (<i>lda</i> , <i>n</i>). Matrix to be compared with to produce the maximum.
<i>lda</i>	INTEGER. The leading dimension of the matrix <i>A</i> , that is, the distance between two successive elements in a matrix row.
<i>rcflag</i>	INTEGER. If <i>rcflag</i> = -1, the arrays <i>ra</i> and <i>ca</i> are not referenced and need not exist. Otherwise, <i>rcflag</i> indicates the leading dimension of these arrays, and so must be $\geq m$.

<i>rdest</i>	<p>INTEGER.</p> <p>The process row coordinate of the process that should receive the result. If <i>rdest</i> or <i>cdest</i> = -1, all processes within the indicated scope receive the answer.</p>
<i>cdest</i>	<p>INTEGER.</p> <p>The process column coordinate of the process that should receive the result. If <i>rdest</i> or <i>cdest</i> = -1, all processes within the indicated scope receive the answer.</p>

Output Parameters

<i>a</i>	<p>TYPE array (<i>lda</i>, <i>n</i>). Contains the result if this process is selected to receive the answer, or intermediate results if the process is not selected to receive the result.</p>
<i>ra</i>	<p>INTEGER array (<i>rcflag</i>, <i>n</i>).</p> <p>If <i>rcflag</i> = -1, this array will not be referenced, and need not exist. Otherwise, it is an integer array (of size at least <i>rcflag</i> × <i>n</i>) indicating the row index of the process that provided the maximum. If the calling process is not selected to receive the result, this array will contain intermediate (useless) results.</p>
<i>ca</i>	<p>INTEGER array (<i>rcflag</i>, <i>n</i>).</p> <p>If <i>rcflag</i> = -1, this array will not be referenced, and need not exist. Otherwise, it is an integer array (of size at least <i>rcflag</i> × <i>n</i>) indicating the row index of the process that provided the maximum. If the calling process is not selected to receive the result, this array will contain intermediate (useless) results.</p>

Description

This routine performs element-wise absolute value maximization, that is, each element of matrix *A* is compared with the corresponding element of the other process's matrices. Note that the value of *A* is returned, but the absolute value is used to determine the maximum (the 1-norm is used for complex numbers). Combines may be globally-blocking, so they must be programmed as if no process returns until all have called the routine.

See Also

- [BLACS Combine Operations](#)

- [BLACS Routines Usage Example](#)

?gamn2d

Performs element-wise absolute value minimization.

Syntax

```
call igamn2d( icontxt, scope, top, m, n, a, lda, ra, ca, rcflag, rdest, cdest
)
call sgamn2d( icontxt, scope, top, m, n, a, lda, ra, ca, rcflag, rdest, cdest
)
call dgamn2d( icontxt, scope, top, m, n, a, lda, ra, ca, rcflag, rdest, cdest
)
call cgamn2d( icontxt, scope, top, m, n, a, lda, ra, ca, rcflag, rdest, cdest
)
call zgamn2d( icontxt, scope, top, m, n, a, lda, ra, ca, rcflag, rdest, cdest
)
```

Input Parameters

<i>icontxt</i>	INTEGER. Integer handle that indicates the context.
<i>scope</i>	CHARACTER*1. Indicates what scope the combine should proceed on. Limited to ROW, COLUMN, or ALL.
<i>top</i>	CHARACTER*1. Communication pattern to use during the combine operation.
<i>m</i>	INTEGER. The number of matrix rows to be combined.
<i>n</i>	INTEGER. The number of matrix columns to be combined.
<i>a</i>	TYPE array (lda, n). Matrix to be compared with to produce the minimum.
<i>lda</i>	INTEGER. The leading dimension of the matrix A, that is, the distance between two successive elements in a matrix row.
<i>rcflag</i>	INTEGER.

If *rcflag* = -1, the arrays *ra* and *ca* are not referenced and need not exist. Otherwise, *rcflag* indicates the leading dimension of these arrays, and so must be $\geq m$.

rdest

INTEGER.

The process row coordinate of the process that should receive the result. If *rdest* or *cdest* = -1, all processes within the indicated scope receive the answer.

cdest

INTEGER.

The process column coordinate of the process that should receive the result. If *rdest* or *cdest* = -1, all processes within the indicated scope receive the answer.

Output Parameters

a

TYPE array (*lda*, *n*). Contains the result if this process is selected to receive the answer, or intermediate results if the process is not selected to receive the result.

ra

INTEGER array (*rcflag*, *n*).

If *rcflag* = -1, this array will not be referenced, and need not exist. Otherwise, it is an integer array (of size at least *rcflag* \times *n*) indicating the row index of the process that provided the minimum. If the calling process is not selected to receive the result, this array will contain intermediate (useless) results.

ca

INTEGER array (*rcflag*, *n*).

If *rcflag* = -1, this array will not be referenced, and need not exist. Otherwise, it is an integer array (of size at least *rcflag* \times *n*) indicating the row index of the process that provided the minimum. If the calling process is not selected to receive the result, this array will contain intermediate (useless) results.

Description

This routine performs element-wise absolute value minimization, that is, each element of matrix *A* is compared with the corresponding element of the other process's matrices. Note that the value of *A* is returned, but the absolute value is used to determine the minimum (the 1-norm is used for complex numbers). Combines may be globally-blocking, so they must be programmed as if no process returns until all have called the routine.

See Also

- [BLACS Combine Operations](#)
- [BLACS Routines Usage Example](#)

?gsum2d

Performs element-wise summation.

Syntax

```
call igsum2d( icontxt, scope, top, m, n, a, lda, rdest, cdest )
call sgsum2d( icontxt, scope, top, m, n, a, lda, rdest, cdest )
call dgsum2d( icontxt, scope, top, m, n, a, lda, rdest, cdest )
call cgsum2d( icontxt, scope, top, m, n, a, lda, rdest, cdest )
call zgsum2d( icontxt, scope, top, m, n, a, lda, rdest, cdest )
```

Input Parameters

<i>icontxt</i>	INTEGER. Integer handle that indicates the context.
<i>scope</i>	CHARACTER*1. Indicates what scope the combine should proceed on. Limited to ROW, COLUMN, or ALL.
<i>top</i>	CHARACTER*1. Communication pattern to use during the combine operation.
<i>m</i>	INTEGER. The number of matrix rows to be combined.
<i>n</i>	INTEGER. The number of matrix columns to be combined.
<i>a</i>	TYPE array (lda, n). Matrix to be added to produce the sum.
<i>lda</i>	INTEGER. The leading dimension of the matrix <i>A</i> , that is, the distance between two successive elements in a matrix row.
<i>rdest</i>	INTEGER. The process row coordinate of the process that should receive the result. If <i>rdest</i> or <i>cdest</i> = -1, all processes within the indicated scope receive the answer.
<i>cdest</i>	INTEGER.

The process column coordinate of the process that should receive the result. If *rdest* or *cdest* = -1, all processes within the indicated scope receive the answer.

Output Parameters

a TYPE array (*lda*, *n*). Contains the result if this process is selected to receive the answer, or intermediate results if the process is not selected to receive the result.

Description

This routine performs element-wise summation, that is, each element of matrix *A* is summed with the corresponding element of the other process's matrices. Combines may be globally-blocking, so they must be programmed as if no process returns until all have called the routine.

See Also

- [BLACS Combine Operations](#)
- [BLACS Routines Usage Example](#)

BLACS Point To Point Communication

This section describes BLACS routines for point to point communication.

Point to point communication requires two complementary operations. The *send* operation produces a message that is then consumed by the *receive* operation. These operations have various resources associated with them. The main such resource is the buffer that holds the data to be sent or serves as the area where the incoming data is to be received. The level of *blocking* indicates what correlation the return from a send/receive operation has with the availability of these resources and with the status of message.

Non-blocking

The return from the *send* or *receive* operations does not imply that the resources may be reused, that the message has been sent/received or that the complementary operation has been called. Return means only that the send/receive has been started, and will be completed at some later date. Polling is required to determine when the operation has finished.

In non-blocking message passing, the concept of *communication/computation overlap* (abbreviated C/C overlap) is important. If a system possesses C/C overlap, independent computation can occur at the same time as communication. That means a nonblocking operation can be posted, and unrelated work can be done while the message is sent/received in parallel. If C/C overlap is not present, after returning from the routine call, computation will be interrupted at some later date when the message is actually sent or received.

Locally-blocking

Return from the *send* or *receive* operations indicates that the resources may be reused. However, since this only depends on local information, it is unknown whether the complementary operation has been called. There are no locally-blocking receives: the send must be completed before the receive buffer is available for re-use.

If a receive has not been posted at the time a locally-blocking send is issued, buffering will be required to avoid losing the message. Buffering can be done on the sending process, the receiving process, or not done at all, losing the message.

Globally-blocking

Return from a globally-blocking procedure indicates that the operation resources may be reused, and that complement of the operation has at least been posted. Since the receive has been posted, there is no buffering required for globally-blocking sends: the message is always sent directly into the user's receive buffer.

Almost all processors support non-blocking communication, as well as some other level of blocking sends. What level of blocking the send possesses varies between platforms. For instance, the Intel® processors support locally-blocking sends, with buffering done on the

receiving process. This is a very important distinction, because codes written assuming locally-blocking sends will hang on platforms with globally-blocking sends. Below is a simple example of how this can occur:

```
IAM = MY_PROCESS_ID()
IF (IAM .EQ. 0) THEN
    SEND TO PROCESS 1
    RECV FROM PROCESS 1
ELSE IF (IAM .EQ. 1) THEN
    SEND TO PROCESS 0
    RECV FROM PROCESS 0
END IF
```

If the send is globally-blocking, process 0 enters the send, and waits for process 1 to start its receive before continuing. In the meantime, process 1 starts to send to 0, and waits for 0 to receive before continuing. Both processes are now waiting on each other, and the program will never continue.

The solution for this case is obvious. One of the processes simply reverses the order of its communication calls and the hang is avoided. However, when the communication is not just between two processes, but rather involves a hierarchy of processes, determining how to avoid this kind of difficulty can become problematic.

For this reason, it was decided the BLACS would support locally-blocking sends. On systems natively supporting globally-blocking sends, non-blocking sends coupled with buffering is used to simulate locally-blocking sends. The BLACS support globally-blocking receives.

In addition, the BLACS specify that point to point messages between two given processes will be strictly ordered. If process 0 sends three messages (label them *A*, *B*, and *C*) to process 1, process 1 must receive *A* before it can receive *B*, and message *C* can be received only after both *A* and *B*. The main reason for this restriction is that it allows for the computation of message identifiers.

Note, however, that messages from different processes are not ordered. If processes 0, . . . , 3 send messages *A*, . . . , *D* to process 4, process 4 may receive these messages in any order that is convenient.

Convention

The convention used in the communication routine names follows the template `?xxyy2d`, where the letter in the `?` position indicates the data type being sent, `xx` is replaced to indicate the shape of the matrix, and the `yy` positions are used to indicate the type of communication to perform:

i	integer
s	single precision real
d	double precision real
c	single precision complex
z	double precision complex
ge	The data to be communicated is stored in a general rectangular matrix.
tr	The data to be communicated is stored in a trapezoidal matrix.
sd	Send. One process sends to another.
rv	Receive. One process receives from another.

Table 16-2 BLACS Point To Point Communication

Routine name	Operation performed
<code>?gesd2d</code>	Take the indicated matrix and send it to the destination process.
<code>?trsd2d</code>	
<code>?gerv2d</code>	Receive a message from the process into the matrix.
<code>?trrv2d</code>	

As a simple example, the pseudo code given above is rewritten below in terms of the BLACS. It is further specified that the data being exchanged is the double precision vector x , which is 5 elements long.

```
CALL GRIDINFO(NPROW, NPCOL, MYPROW, MYPCOL)

IF (MYPROW.EQ.0 .AND. MYPCOL.EQ.0) THEN
    CALL DGESD2D(5, 1, X, 5, 1, 0)
    CALL DGERV2D(5, 1, X, 5, 1, 0)
ELSE IF (MYPROW.EQ.1 .AND. MYPCOL.EQ.0) THEN
    CALL DGESD2D(5, 1, X, 5, 0, 0)
    CALL DGERV2D(5, 1, X, 5, 0, 0)
END IF
```

?gesd2d

Takes a general rectangular matrix and sends it to the destination process.

Syntax

```
call igesd2d( icontxt, m, n, a, lda, rdest, cdest )
call sgesd2d( icontxt, m, n, a, lda, rdest, cdest )
call dgesd2d( icontxt, m, n, a, lda, rdest, cdest )
call cgesd2d( icontxt, m, n, a, lda, rdest, cdest )
call zgesd2d( icontxt, m, n, a, lda, rdest, cdest )
```

Input Parameters

<i>icontxt</i>	INTEGER. Integer handle that indicates the context.
<i>m, n, a, lda</i>	Describe the matrix to be sent. See Matrix Shapes for details.
<i>rdest</i>	INTEGER. The process row coordinate of the process to send the message to.
<i>cdest</i>	INTEGER.

The process column coordinate of the process to send the message to.

Description

This routine takes the indicated general rectangular matrix and sends it to the destination process located at {RDEST, CDEST} in the process grid. Return from the routine indicates that the buffer (the matrix *A*) may be reused. The routine is locally-blocking, that is, it will return even if the corresponding receive is not posted.

See Also

- [BLACS Point To Point Communication](#)
- [BLACS Routines Usage Example](#)

?trsd2d

Takes a trapezoidal matrix and sends it to the destination process.

Syntax

```
call itrdsd2d( icontxt, uplo, diag, m, n, a, lda, rdest, cdest )
call strdsd2d( icontxt, uplo, diag, m, n, a, lda, rdest, cdest )
call dtrdsd2d( icontxt, uplo, diag, m, n, a, lda, rdest, cdest )
call ctrdsd2d( icontxt, uplo, diag, m, n, a, lda, rdest, cdest )
call ztrdsd2d( icontxt, uplo, diag, m, n, a, lda, rdest, cdest )
```

Input Parameters

<i>icontxt</i>	INTEGER. Integer handle that indicates the context.
<i>uplo, diag, m, n, a, lda</i>	Describe the matrix to be sent. See Matrix Shapes for details.
<i>rdest</i>	INTEGER. The process row coordinate of the process to send the message to.
<i>cdest</i>	INTEGER. The process column coordinate of the process to send the message to.

Description

This routine takes the indicated trapezoidal matrix and sends it to the destination process located at {RDEST, CDEST} in the process grid. Return from the routine indicates that the buffer (the matrix *A*) may be reused. The routine is locally-blocking, that is, it will return even if the corresponding receive is not posted.

?gerv2d

Receives a message from the process into the general rectangular matrix.

Syntax

```
call igerv2d( icontxt, m, n, a, lda, rsrc, csrc )
call sgerv2d( icontxt, m, n, a, lda, rsrc, csrc )
call dgerv2d( icontxt, m, n, a, lda, rsrc, csrc )
call cgerv2d( icontxt, m, n, a, lda, rsrc, csrc )
call zgerv2d( icontxt, m, n, a, lda, rsrc, csrc )
```

Input Parameters

<i>icontxt</i>	INTEGER. Integer handle that indicates the context.
<i>m, n, lda</i>	Describe the matrix to be sent. See Matrix Shapes for details.
<i>rsrc</i>	INTEGER. The process row coordinate of the source of the message.
<i>csrc</i>	INTEGER. The process column coordinate of the source of the message.

Output Parameters

<i>a</i>	An array of dimension (lda, n) to receive the incoming message into.
----------	--

Description

This routine receives a message from process {RSRC, CSRC} into the general rectangular matrix *A*. This routine is globally-blocking, that is, return from the routine indicates that the message has been received into *A*.

See Also

- [BLACS Point To Point Communication](#)
- [BLACS Routines Usage Example](#)

?trrv2d

Receives a message from the process into the trapezoidal matrix.

Syntax

```
call itrsv2d( icontxt, uplo, diag, m, n, a, lda, rsrc, csrc )
call strsv2d( icontxt, uplo, diag, m, n, a, lda, rsrc, csrc )
call dtrsv2d( icontxt, uplo, diag, m, n, a, lda, rsrc, csrc )
call ctrsv2d( icontxt, uplo, diag, m, n, a, lda, rsrc, csrc )
call ztrsv2d( icontxt, uplo, diag, m, n, a, lda, rsrc, csrc )
```

Input Parameters

<i>icontxt</i>	INTEGER. Integer handle that indicates the context.
<i>uplo, diag, m, n, lda</i>	Describe the matrix to be sent. See Matrix Shapes for details.
<i>rsrc</i>	INTEGER. The process row coordinate of the source of the message.
<i>csrc</i>	INTEGER. The process column coordinate of the source of the message.

Output Parameters

<i>a</i>	An array of dimension (lda, n) to receive the incoming message into.
----------	--

Description

This routine receives a message from process {RSRC, CSRC} into the trapezoidal matrix *A*. This routine is globally-blocking, that is, return from the routine indicates that the message has been received into *A*.

BLACS Broadcast Routines

This section describes BLACS broadcast routines.

A broadcast sends data possessed by one process to all processes within a scope. Broadcast, much like point to point communication, has two complementary operations. The process that owns the data to be broadcast issues a *broadcast/send*. All processes within the same scope must then issue the complementary *broadcast/receive*.

The BLACS define that both broadcast/send and broadcast/receive are *globally-blocking*. Broadcasts/receives cannot be locally-blocking since they must post a receive. Note that receives cannot be locally-blocking. When a given process can leave, a broadcast/receive operation is topology dependent, so, to avoid a hang as topology is varied, the broadcast/receive must be treated as if no process can leave until all processes have called the operation.

Broadcast/sends could be defined to be *locally-blocking*. Since no information is being received, as long as locally-blocking point to point sends are used, the broadcast/send will be locally blocking. However, defining one process within a scope to be locally-blocking while all other processes are globally-blocking adds little to the programmability of the code. On the other hand, leaving the option open to have globally-blocking broadcast/sends may allow for optimization on some platforms.

The fact that broadcasts are defined as globally-blocking has several important implications. The first is that scoped operations (broadcasts or combines) must be strictly ordered, that is, all processes within a scope must agree on the order of calls to separate scoped operations. This constraint falls in line with that already in place for the computation of message IDs, and is present in point to point communication as well.

A less obvious result is that scoped operations with `SCOPE = 'ALL'` must be ordered with respect to any other scoped operation. This means that if there are two broadcasts to be done, one along a column, and one involving the entire process grid, all processes within the process column issuing the column broadcast must agree on which broadcast will be performed first.

The convention used in the communication routine names follows the template `?xxyy2d`, where the letter in the `?` position indicates the data type being sent, `xx` is replaced to indicate the shape of the matrix, and the `yy` positions are used to indicate the type of communication to perform:

`i` integer

s	single precision real
d	double precision real
c	single precision complex
z	double precision complex
ge	The data to be communicated is stored in a general rectangular matrix.
tr	The data to be communicated is stored in a trapezoidal matrix.
bs	Broadcast/send. A process begins the broadcast of data within a scope.
br	Broadcast/receive A process receives and participates in the broadcast of data within a scope.

Table 16-3 BLACS Broadcast Routines

Routine name	Operation performed
<code>?gebs2d</code>	Start a broadcast along a scope.
<code>?trbs2d</code>	
<code>?gebr2d</code>	Receive and participate in a broadcast along a scope.
<code>?trbr2d</code>	

?gebs2d

Starts a broadcast along a scope for a general rectangular matrix.

Syntax

```
call igebs2d( icontxt, scope, top, m, n, a, lda )
call sgebs2d( icontxt, scope, top, m, n, a, lda )
call dgebs2d( icontxt, scope, top, m, n, a, lda )
call cgebs2d( icontxt, scope, top, m, n, a, lda )
call zgebs2d( icontxt, scope, top, m, n, a, lda )
```

Input Parameters

icontxt INTEGER. Integer handle that indicates the context.

<i>scope</i>	CHARACTER*1. Indicates what scope the broadcast should proceed on. Limited to 'Row', 'Column', or 'All'.
<i>top</i>	CHARACTER*1. Indicates the communication pattern to use for the broadcast.
<i>m, n, a, lda</i>	Describe the matrix to be sent. See Matrix Shapes for details.

Description

This routine starts a broadcast along a scope. All other processes within the scope must call broadcast/receive for the broadcast to proceed. At the end of a broadcast, all processes within the scope will possess the data in the general rectangular matrix *A*.

Broadcasts may be globally-blocking. This means no process is guaranteed to return from a broadcast until all processes in the scope have called the appropriate routine (broadcast/send or broadcast/receive).

See Also

- [BLACS Broadcast Routines](#)
- [BLACS Routines Usage Example](#)

?trbs2d

Starts a broadcast along a scope for a trapezoidal matrix.

Syntax

```
call itrbs2d( icontxt, scope, top, uplo, diag, m, n, a, lda )
call strbs2d( icontxt, scope, top, uplo, diag, m, n, a, lda )
call dtrbs2d( icontxt, scope, top, uplo, diag, m, n, a, lda )
call ctrbs2d( icontxt, scope, top, uplo, diag, m, n, a, lda )
call ztrbs2d( icontxt, scope, top, uplo, diag, m, n, a, lda )
```

Input Parameters

<i>icontxt</i>	INTEGER. Integer handle that indicates the context.
<i>scope</i>	CHARACTER*1. Indicates what scope the broadcast should proceed on. Limited to 'Row', 'Column', or 'All'.

<i>top</i>	CHARACTER*1. Indicates the communication pattern to use for the broadcast.
<i>uplo, diag, m, n, a, lda</i>	Describe the matrix to be sent. See Matrix Shapes for details.

Description

This routine starts a broadcast along a scope. All other processes within the scope must call broadcast/receive for the broadcast to proceed. At the end of a broadcast, all processes within the scope will possess the data in the trapezoidal matrix *A*.

Broadcasts may be globally-blocking. This means no process is guaranteed to return from a broadcast until all processes in the scope have called the appropriate routine (broadcast/send or broadcast/receive).

?gebr2d

Receives and participates in a broadcast along a scope for a general rectangular matrix.

Syntax

```
call igebr2d( icontxt, scope, top, m, n, a, lda, rsrc, csrc )
call sgebr2d( icontxt, scope, top, m, n, a, lda, rsrc, csrc )
call dgebr2d( icontxt, scope, top, m, n, a, lda, rsrc, csrc )
call cgebr2d( icontxt, scope, top, m, n, a, lda, rsrc, csrc )
call zgebr2d( icontxt, scope, top, m, n, a, lda, rsrc, csrc )
```

Input Parameters

<i>icontxt</i>	INTEGER. Integer handle that indicates the context.
<i>scope</i>	CHARACTER*1. Indicates what scope the broadcast should proceed on. Limited to 'Row', 'Column', or 'All'.
<i>top</i>	CHARACTER*1. Indicates the communication pattern to use for the broadcast.
<i>m, n, lda</i>	Describe the matrix to be sent. See Matrix Shapes for details.
<i>rsrc</i>	INTEGER.

csrc The process row coordinate of the process that called broadcast/send.
 INTEGER.
 The process column coordinate of the process that called broadcast/send.

Output Parameters

a An array of dimension (lda, n) to receive the incoming message into.

Description

This routine receives and participates in a broadcast along a scope. At the end of a broadcast, all processes within the scope will possess the data in the general rectangular matrix *A*. Broadcasts may be globally-blocking. This means no process is guaranteed to return from a broadcast until all processes in the scope have called the appropriate routine (broadcast/send or broadcast/receive).

See Also

- [BLACS Broadcast Routines](#)
- [BLACS Routines Usage Example](#)

?trbr2d

Receives and participates in a broadcast along a scope for a trapezoidal matrix.

Syntax

```
call itrbr2d( icontxt, scope, top, uplo, diag, m, n, a, lda, rsrc, csrc )
call strbr2d( icontxt, scope, top, uplo, diag, m, n, a, lda, rsrc, csrc )
call dtrbr2d( icontxt, scope, top, uplo, diag, m, n, a, lda, rsrc, csrc )
call ctrbr2d( icontxt, scope, top, uplo, diag, m, n, a, lda, rsrc, csrc )
call ztrbr2d( icontxt, scope, top, uplo, diag, m, n, a, lda, rsrc, csrc )
```

Input Parameters

icontxt INTEGER. Integer handle that indicates the context.

<i>scope</i>	CHARACTER*1. Indicates what scope the broadcast should proceed on. Limited to 'Row', 'Column', or 'All'.
<i>top</i>	CHARACTER*1. Indicates the communication pattern to use for the broadcast.
<i>uplo, diag, m, n, lda</i>	Describe the matrix to be sent. See Matrix Shapes for details.
<i>rsrc</i>	INTEGER. The process row coordinate of the process that called broadcast/send.
<i>csrc</i>	INTEGER. The process column coordinate of the process that called broadcast/send.

Output Parameters

<i>a</i>	An array of dimension (lda, n) to receive the incoming message into.
----------	--

Description

This routine receives and participates in a broadcast along a scope. At the end of a broadcast, all processes within the scope will possess the data in the trapezoidal matrix *A*. Broadcasts may be globally-blocking. This means no process is guaranteed to return from a broadcast until all processes in the scope have called the appropriate routine (broadcast/send or broadcast/receive).

BLACS Support Routines

The support routines perform distinct tasks that can be used for:

[Initialization](#)

[Destruction](#)

[Information Purposes](#)

[Miscellaneous Tasks.](#)

Initialization Routines

This section describes BLACS routines that deal with grid/context creation, and processing before the grid/context has been defined.

Table 16-4 BLACS Initialization Routines

Routine name	Operation performed
<code>blacs_pinfo</code>	Returns the number of processes available for use.
<code>blacs_setup</code>	Allocates virtual machine and spawns processes.
<code>blacs_get</code>	Gets values that BLACS use for internal defaults.
<code>blacs_set</code>	Sets values that BLACS use for internal defaults.
<code>blacs_gridinit</code>	Assigns available processes into BLACS process grid.
<code>blacs_gridmap</code>	Maps available processes into BLACS process grid.

blacs_pinfo

Returns the number of processes available for use.

Syntax

```
call blacs_pinfo( mypnum, nprocs )
```

Output Parameters

<i>mypnum</i>	INTEGER. An integer between 0 and (<i>nprocs</i> - 1) that uniquely identifies each process.
<i>nprocs</i>	INTEGER. The number of processes available for BLACS use.

Description

This routine is used when some initial system information is required before the BLACS are set up. On all platforms except PVM, *nprocs* is the actual number of processes available for use, that is, *nprows* * *npcols* ≤ *nprocs*. In PVM, the virtual machine may not have been set up before this call, and therefore no parallel machine exists. In this case, *nprocs* is returned as less than one. If a process has been spawned via the keyboard, it receives *mypnum* of 0, and all other processes get *mypnum* of -1. As a result, the user can distinguish between processes. Only after the virtual machine has been set up via a call to `BLACS_SETUP`, this routine returns the correct values for *mypnum* and *nprocs*.

See Also

- [Initialization Routines](#)
- [BLACS Routines Usage Example](#)

blacs_setup

Allocates virtual machine and spawns processes.

Syntax

```
call blacs_setup( mypnum, nprocs )
```

Input Parameters

nprocs INTEGER. On the process spawned from the keyboard rather than from `pvmspawn`, this parameter indicates the number of processes to create when building the virtual machine.

Output Parameters

mypnum INTEGER. An integer between 0 and (*nprocs* - 1) that uniquely identifies each process.

nprocs INTEGER. For all processes other than spawned from the keyboard, this parameter means the number of processes available for BLACS use.

Description

This routine only accomplishes meaningful work in the PVM BLACS. On all other platforms, it is functionally equivalent to `blacs_pinfo`. The BLACS assume a static system, that is, the given number of processes does not change. PVM supplies a dynamic system, allowing processes to be added to the system on the fly.

`blacs_setup` is used to allocate the virtual machine and spawn off processes. It reads in a file called `blacs_setup.dat`, in which the first line must be the name of your executable. The second line is optional, but if it exists, it should be a PVM spawn flag. Legal values at this time are 0 (`PvmTaskDefault`), 4 (`PvmTaskDebug`), 8 (`PvmTaskTrace`), and 12 (`PvmTaskDebug + PvmTaskTrace`). The primary reason for this line is to allow the user to easily turn on and off PVM debugging. Additional lines, if any, specify what machines should be added to the current configuration before spawning *nprocs*-1 processes to the machines in a round robin fashion.

nprocs is input on the process which has no PVM parent (that is, *mypnum*=0), and both parameters are output for all processes. So, on PVM systems, the call to `blacs_pinfo` informs you that the virtual machine has not been set up, and a call to `blacs_setup` then sets up the machine and returns the real values for *mypnum* and *nprocs*.

Note that if the file `blacs_setup.dat` does not exist, the BLACS prompt the user for the executable name, and processes are spawned to the current PVM configuration.

See Also

- [Initialization Routines](#)
- [BLACS Routines Usage Example](#)

blacs_get

Gets values that BLACS use for internal defaults.

Syntax

```
call blacs_get( icontxt, what, val )
```

Input Parameters

<i>icontxt</i>	INTEGER. On values of <i>what</i> that are tied to a particular context, this parameter is the integer handle indicating the context. Otherwise, ignored.
<i>what</i>	<p>INTEGER. Indicates what BLACS internal(s) should be returned in <i>val</i>. Present options are:</p> <ul style="list-style-type: none"> • <i>what</i> = 0 : Handle indicating default system context • <i>what</i> = 1 : The BLACS message ID range • <i>what</i> = 2 : The BLACS debug level the library was compiled with • <i>what</i> = 10 : Handle indicating the system context used to define the BLACS context whose handle is <i>icontxt</i> • <i>what</i> = 11 : Number of rings multiring topology is presently using • <i>what</i> = 12 : Number of branches general tree topology is presently using.

Output Parameters

val INTEGER. The value of the BLACS internal.

Description

This routine gets the values that the BLACS are using for internal defaults. Some values are tied to a BLACS context, and some are more general. The most common use is in retrieving a default system context for input into `blacs_gridinit` or `blacs_gridmap`.

Some systems, such as MPI*, supply their own version of context. For those users who mix system code with BLACS code, a BLACS context should be formed in reference to a system context. Thus, the grid creation routines take a system context as input. If you wish to have strictly portable code, you may use `blacs_get` to retrieve a default system context that will include all available processes. This value is not tied to a BLACS context, so the parameter *icontxt* is unused.

`blacs_get` returns information on three quantities that are tied to an individual BLACS context, which is passed in as `icontxt`. The information that may be retrieved is:

- The handle of the system context upon which this BLACS context was defined
- The number of rings for `TOP = 'M'` (multiring broadcast)
- The number of branches for `TOP = 'T'` (general tree broadcast/general tree gather).

See Also

- Initialization Routines
- BLACS Routines Usage Example

blacs_set

Sets values that BLACS use for internal defaults.

Syntax

```
call blacs_set( icontxt, what, val )
```

Input Parameters

icontxt INTEGER. For values of *what* that are tied to a particular context, this parameter is the integer handle indicating the context. Otherwise, ignored.

<i>what</i>	<p>INTEGER. Indicates what BLACS internal(s) should be set. Present values are:</p> <ul style="list-style-type: none"> • 1 = The BLACS message ID range • 11 = Number of rings for multiring topology to use • 12 = Number of branches for general tree topology to use.
<i>val</i>	<p>INTEGER. Array of dimension (*). Indicates the value(s) the internals should be set to. The specific meanings depend on <i>what</i> values, as discussed in Description below.</p>

Description

This routine sets the BLACS internal defaults depending on *what* values:

<i>what</i> = 1	<p>Setting the BLACS message ID range.</p> <p>If you wish to mix the BLACS with other message-passing packages, restrict the BLACS to a certain message ID range not to be used by the non-BLACS routines. The message ID range must be set before the first call to <code>blacs_gridinit</code> or <code>blacs_gridmap</code>. Subsequent calls will have no effect. Because the message ID range is not tied to a particular context, the parameter <i>icontxt</i> is ignored, and <i>val</i> is defined as:</p> <p>VAL (input) INTEGER array of dimension (2)</p> <p>VAL(1) : The smallest message ID (also called message type or message tag) the BLACS should use.</p> <p>VAL(2) : The largest message ID (also called message type or message tag) the BLACS should use.</p>
<i>what</i> = 11	<p>Set number of rings for TOP = 'M' (multiring broadcast). This quantity is tied to a context, so <i>icontxt</i> is used, and <i>val</i> is defined as:</p> <p>VAL (input) INTEGER array of dimension (1)</p> <p>VAL(1) : The number of rings for multiring topology to use.</p>
<i>what</i> = 12	<p>Set number of rings for TOP = 'T' (general tree broadcast/general tree gather). This quantity is tied to a context, so <i>icontxt</i> is used, and <i>val</i> is defined as:</p> <p>VAL (input) INTEGER array of dimension (1)</p> <p>VAL(1) : The number of branches for general tree topology to use.</p>

blacs_gridinit

Assigns available processes into BLACS process grid.

Syntax

```
call blacs_gridinit( icontxt, order, nprow, npcol )
```

Input Parameters

<i>icontxt</i>	INTEGER. Integer handle indicating the system context to be used in creating the BLACS context. Call <code>blacs_get</code> to obtain a default system context.
<i>order</i>	CHARACTER*1. Indicates how to map processes to BLACS grid. Options are: <ul style="list-style-type: none"> • 'R' : Use row-major natural ordering • 'C' : Use column-major natural ordering • ELSE : Use row-major natural ordering
<i>nprow</i>	INTEGER. Indicates how many process rows the process grid should contain.
<i>npcol</i>	INTEGER. Indicates how many process columns the process grid should contain.

Output Parameters

<i>icontxt</i>	INTEGER. Integer handle to the created BLACS context.
----------------	---

Description

All BLACS codes must call this routine, or its sister routine `blacs_gridmap`. These routines take the available processes, and assign, or map, them into a BLACS process grid. In other words, they establish how the BLACS coordinate system maps into the native machine process numbering system. Each BLACS grid is contained in a context, so that it does not interfere with distributed operations that occur within other grids/contexts. These grid creation routines may be called repeatedly to define additional contexts/grids.

The creation of a grid requires input from all processes that are defined to be in this grid. Processes belonging to more than one grid have to agree on which grid formation will be serviced first, much like the globally blocking sum or broadcast.

These grid creation routines set up various internals for the BLACS, and one of them must be called before any calls are made to the non-initialization BLACS.

Note that these routines map already existing processes to a grid: the processes are not created dynamically. On most parallel machines, the processes are actual processors (hardware), and they are "created" when you run your executable. When using the PVM BLACS, if the virtual machine has not been set up yet, the routine `blacs_setup` should be used to create the virtual machine.

This routine creates a simple `nprow × npcol` process grid. This process grid uses the first `nprow * npcol` processes, and assigns them to the grid in a row- or column-major natural ordering. If these process-to-grid mappings are unacceptable, call `blacs_gridmap`.

See Also

- [Initialization Routines](#)
- [BLACS Routines Usage Example](#)
- `blacs_get`
- `blacs_gridmap`
- `blacs_setup`

blacs_gridmap

Maps available processes into BLACS process grid.

Syntax

```
call blacs_gridmap( icontxt, usermap, ldumap, nprow, npcol )
```

Input Parameters

<i>icontxt</i>	INTEGER. Integer handle indicating the system context to be used in creating the BLACS context. Call <code>blacs_get</code> to obtain a default system context.
<i>usermap</i>	INTEGER. Array, dimension (<i>ldumap</i> , <i>npcol</i>), indicating the process-to-grid mapping.
<i>ldumap</i>	INTEGER. Leading dimension of the 2D array <i>usermap</i> . <i>ldumap</i> ≥ <i>nprow</i> .
<i>nprow</i>	INTEGER. Indicates how many process rows the process grid should contain.

npcol INTEGER. Indicates how many process columns the process grid should contain.

Output Parameters

icontxt INTEGER. Integer handle to the created BLACS context.

Description

All BLACS codes must call this routine, or its sister routine `blacs_gridinit`. These routines take the available processes, and assign, or map, them into a BLACS process grid. In other words, they establish how the BLACS coordinate system maps into the native machine process numbering system. Each BLACS grid is contained in a context, so that it does not interfere with distributed operations that occur within other grids/contexts. These grid creation routines may be called repeatedly to define additional contexts/grids.

The creation of a grid requires input from all processes that are defined to be in this grid. Processes belonging to more than one grid have to agree on which grid formation will be serviced first, much like the globally blocking sum or broadcast.

These grid creation routines set up various internals for the BLACS, and one of them must be called before any calls are made to the non-initialization BLACS.

Note that these routines map already existing processes to a grid: the processes are not created dynamically. On most parallel machines, the processes are actual processors (hardware), and they are "created" when you run your executable. When using the PVM BLACS, if the virtual machine has not been set up yet, the routine `blacs_setup` should be used to create the virtual machine.

This routine allows the user to map processes to the process grid in an arbitrary manner. `usermap(i,j)` holds the process number of the process to be placed in `{i, j}` of the process grid. On most distributed systems, this process number is a machine defined number between 0 ... `nprow-1`. For PVM, these node numbers are the PVM TIDS (Task IDs). The `blacs_gridmap` routine is intended for an experienced user. The `blacs_gridinit` routine is much simpler. `blacs_gridinit` simply performs a `gridmap` where the first `nprow * npcol` processes are mapped into the current grid in a row-major natural ordering. If you are an experienced user, `blacs_gridmap` allows you to take advantage of your system's actual layout. That is, you can map nodes that are physically connected to be neighbors in the BLACS grid, etc. The `blacs_gridmap` routine also opens the way for *multigridding*: you can separate your nodes into arbitrary grids, join them together at some later date, and then re-split them into new grids. `blacs_gridmap` also provides the ability to make arbitrary grids or subgrids (for example, a "nearest neighbor" grid), which can greatly facilitate operations among processes that do not fall on a row or column of the main process grid.

See Also

- Initialization Routines
- BLACS Routines Usage Example
- `blacs_get`
- `blacs_gridinit`
- `blacs_setup`

Destruction Routines

This section describes BLACS routines that destroy grids, abort processes, and free resources.

Table 16-5 BLACS Destruction Routines

Routine name	Operation performed
<code>blacs_freebuff</code>	Frees BLACS buffer.
<code>blacs_gridexit</code>	Frees a BLACS context.
<code>blacs_abort</code>	Aborts all processes.
<code>blacs_exit</code>	Frees all BLACS contexts and releases all allocated memory.

`blacs_freebuff`

Frees BLACS buffer.

Syntax

```
call blacs_freebuff( ictxt, wait )
```

Input Parameters

<code>ictxt</code>	INTEGER. Integer handle that indicates the BLACS context.
<code>wait</code>	INTEGER. Parameter indicating whether to wait for non-blocking operations or not. If equals 0, the operations should not be waited for; free only unused buffers. Otherwise, wait in order to free all buffers.

Description

This routine releases the BLACS buffer.

The BLACS have at least one internal buffer that is used for packing messages. The number of internal buffers depends on what platform you are running the BLACS on. On systems where memory is tight, keeping this buffer or buffers may become expensive. Call `freebuff` to release the buffer. However, the next call of a communication routine that requires packing reallocates the buffer.

The `wait` parameter determines whether the BLACS should wait for any non-blocking operations to be completed or not. If `wait = 0`, the BLACS free any buffers that can be freed without waiting. If `wait` is not 0, the BLACS free all internal buffers, even if non-blocking operations must be completed first.

blacs_gridexit

Frees a BLACS context.

Syntax

```
call blacs_gridexit( icontxt )
```

Input Parameters

<code>icontxt</code>	INTEGER. Integer handle that indicates the BLACS context to be freed.
----------------------	---

Description

This routine frees a BLACS context.

Release the resources when contexts are no longer needed. After freeing a context, the context no longer exists, and its handle may be re-used if new contexts are defined.

blacs_abort

Aborts all processes.

Syntax

```
call blacs_abort( icontxt, errornum )
```


Input Parameters

<i>icontxt</i>	INTEGER. Integer handle that indicates the BLACS context to be aborted.
<i>errornum</i>	INTEGER. User-defined integer error number.

Description

This routine aborts all the BLACS processes, not only those confined to a particular context.

Use `blacs_abort` to abort all the processes in case of a serious error. Note that both parameters are input, but the routine uses them only in printing out the error message. The context handle passed in is not required to be a valid context handle.

blacs_exit

Frees all BLACS contexts and releases all allocated memory.

Syntax

```
call blacs_exit( continue )
```

Input Parameters

<i>continue</i>	INTEGER. Flag indicating whether message passing continues after the BLACS are done. If <i>continue</i> is non-zero, the user is assumed to continue using the machine after completing the BLACS. Otherwise, no message passing is assumed after calling this routine.
-----------------	---

Description

This routine frees all BLACS contexts and releases all allocated memory.

This routine should be called when a process has finished all use of the BLACS. The *continue* parameter indicates whether the user will be using the underlying communication platform after the BLACS are finished. This information is most important for the PVM BLACS. If *continue* is set to 0, then `pvm_exit` is called; otherwise, it is not called. Setting *continue* not equal to 0 indicates that explicit PVM `send/recvs` will be called after the BLACS routines are used. Make sure your code calls `pvm_exit`. PVM users should either call `blacs_exit` or explicitly call `pvm_exit` to avoid PVM problems.

See Also

- [Destruction Routines](#)
- [BLACS Routines Usage Example](#)

Informational Routines

This section describes BLACS routines that return information involving the process grid.

Table 16-6 BLACS Informational Routines

Routine name	Operation performed
<code>blacs_gridinfo</code>	Returns information on the current grid.
<code>blacs_pnum</code>	Returns the system process number of the process in the process grid.
<code>blacs_pcoord</code>	Returns the row and column coordinates in the process grid.

`blacs_gridinfo`

Returns information on the current grid.

Syntax

```
call blacs_gridinfo( ictxt, nprow, npcol, myprow, mypcol )
```

Input Parameters

<code>ictxt</code>	INTEGER. Integer handle that indicates the context.
--------------------	---

Output Parameters

<code>nprow</code>	INTEGER. Number of process rows in the current process grid.
<code>npcol</code>	INTEGER. Number of process columns in the current process grid.
<code>myprow</code>	INTEGER. Row coordinate of the calling process in the process grid.
<code>mypcol</code>	INTEGER. Column coordinate of the calling process in the process grid.

Description

This routine returns information on the current grid. If the context handle does not point at a valid context, all quantities are returned as -1.

See Also

- [Informational Routines](#)
- [BLACS Routines Usage Example](#)

blacs_pnum

Returns the system process number of the process in the process grid.

Syntax

```
call blacs_pnum( ictxt, prow, pcol )
```

Input Parameters

<i>ictxt</i>	INTEGER. Integer handle that indicates the context.
<i>prow</i>	INTEGER. Row coordinate of the process the system process number of which is to be determined.
<i>pcol</i>	INTEGER. Column coordinate of the process the system process number of which is to be determined.

Description

This function returns the system process number of the process at {*PROW*, *PCOL*} in the process grid.

See Also

- [Informational Routines](#)
- [BLACS Routines Usage Example](#)

blacs_pcoord

Returns the row and column coordinates in the process grid.

Syntax

```
call blacs_pcoord( ictxt, pnum, prow, pcol )
```

Input Parameters

<i>ictxt</i>	INTEGER. Integer handle that indicates the context.
<i>pnum</i>	INTEGER. Process number the coordinates of which are to be determined. This parameter stand for the process number of the underlying machine, that is, it is a <code>tid</code> for PVM.

Output Parameters

<i>prow</i>	INTEGER. Row coordinates of the <i>pnum</i> process in the BLACS grid.
<i>pcol</i>	INTEGER. Column coordinates of the <i>pnum</i> process in the BLACS grid.

Description

Given the system process number, this function returns the row and column coordinates in the BLACS process grid.

See Also

- [Informational Routines](#)
- [BLACS Routines Usage Example](#)

Miscellaneous Routines

This section describes `blacs_barrier` routine.

Table 16-7 BLACS Informational Routines

Routine name	Operation performed
<code>blacs_barrier</code>	Holds up execution of all processes within the indicated scope until they have all called the routine.

blacs_barrier

Holds up execution of all processes within the indicated scope.

Syntax

```
call blacs_barrier( icontxt, scope )
```

Input Parameters

<i>icontxt</i>	INTEGER. Integer handle that indicates the context.
<i>scope</i>	CHARACTER*1. Parameter that indicates whether a process row (<i>scope</i> ='R'), column ('C'), or entire grid ('A') will participate in the barrier.

Description

This routine holds up execution of all processes within the indicated scope until they have all called the routine.

Examples of BLACS Routines Usage

Example 16-1. BLACS Usage. Hello World

The following routine takes the available processes, forms them into a process grid, and then has each process check in with the process at {0,0} in the process grid.

```
PROGRAM HELLO
*
*  -- BLACS example code --
*
*  Written by Clint Whaley 7/26/94
*
*  Performs a simple check-in type hello world
*
*  ..
*
*  .. External Functions ..
*
*  INTEGER BLACS_PNUM
*
*  EXTERNAL BLACS_PNUM
*
*  ..
*
*  .. Variable Declaration ..
*
*  INTEGER CONXTXT, IAM, NPROCS, NPROW, NPCOL, MYPROW, MYPCOL
*
*  INTEGER ICALLER, I, J, HISROW, HISCOL
*
*
*  Determine my process number and the number of processes in
*  machine
*
*
*  CALL BLACS_PINFO(IAM, NPROCS)
*
*
*  If in PVM, create virtual machine if it doesn't exist
*
*
*  IF (NPROCS .LT. 1) THEN
*    IF (IAM .EQ. 0) THEN
*      WRITE(*, 1000)
```

```

        READ(*, 2000) NPROCS
    END IF

    CALL BLACS_SETUP(IAM, NPROCS)
END IF

*
*   Set up process grid that is as close to square as possible
*
    NPROW = INT( SQRT( REAL(NPROCS) ) )
    NPCOL = NPROCS / NPROW

*
*   Get default system context, and define grid
*
    CALL BLACS_GET(0, 0, CONTXT)
    CALL BLACS_GRIDINIT(CONTXT, 'Row', NPROW, NPCOL)
    CALL BLACS_GRIDINFO(CONTXT, NPROW, NPCOL, MYPROW, MYPCOL)

*
*   If I'm not in grid, go to end of program
*
    IF ( (MYPROW.GE.NPROW) .OR. (MYPCOL.GE.NPCOL) ) GOTO 30

*
*   Get my process ID from my grid coordinates
*
    ICALLER = BLACS_PNUM(CONTXT, MYPROW, MYPCOL)

*
*   If I am process {0,0}, receive check-in messages from
*   all nodes
*
    IF ( (MYPROW.EQ.0) .AND. (MYPCOL.EQ.0) ) THEN

```

```

WRITE(*,*) ' '
DO 20 I = 0, NPROW-1
    DO 10 J = 0, NPCOL-1

        IF ( (I.NE.0) .OR. (J.NE.0) ) THEN
            CALL IGERV2D(CONTXT, 1, 1, ICALLER, 1, I, J)
        END IF

*
*       Make sure ICALLER is where we think in process grid
*

        CALL BLACS_PCOORD(CONTXT, ICALLER, HISROW, HISCOL)
        IF ( (HISROW.NE.I) .OR. (HISCOL.NE.J) ) THEN
            WRITE(*,*) 'Grid error! Halting . . .'
            STOP
        END IF
        WRITE(*, 3000) I, J, ICALLER

10      CONTINUE
20      CONTINUE
        WRITE(*,*) ' '
        WRITE(*,*) 'All processes checked in. Run finished.'

*
*       All processes but {0,0} send process ID as a check-in
*

        ELSE
            CALL IGESD2D(CONTXT, 1, 1, ICALLER, 1, 0, 0)

```

```
        END IF

30      CONTINUE

        CALL BLACS_EXIT(0)
1000   FORMAT('How many processes in machine?')
2000   FORMAT(I)
3000   FORMAT('Process {',i2,',',' ',i2,'} (node number =',I,
$         ') has checked in.')
```

STOP

END

Example 16-2. BLACS Usage. PROCMAP

This routine maps processes to a grid using `blacs_gridmap`.

```

SUBROUTINE PROCMAP(CONTEXT, MAPPING, BEGPROC, NPROW, NPCOL, IMAP)

*
*   -- BLACS example code --
*   Written by Clint Whaley 7/26/94
*   ..
*   .. Scalar Arguments ..
      INTEGER CONTEXT, MAPPING, BEGPROC, NPROW, NPCOL
*   ..
*   .. Array Arguments ..
      INTEGER IMAP(NPROW, *)
*   ..
*
* Purpose
* =====
*
* PROCMAP maps NPROW*NPCOL processes starting from process BEGPROC to
* the grid in a variety of ways depending on the parameter MAPPING.
*
* Arguments
* =====
*
* CONTEXT      (output) INTEGER
*
*              This integer is used by the BLACS to indicate a context.
*
*              A context is a universe where messages exist and do not
*
*              interact with other context's messages.  The context
*
*              includes the definition of a grid, and each process's

```

* coordinates in it.

*

* MAPPING (input) INTEGER

* Way to map processes to grid. Choices are:

* 1 : row-major natural ordering

* 2 : column-major natural ordering

*

* BEGPROC (input) INTEGER

* The process number (between 0 and NPROCS-1) to use as

* {0,0}. From this process, processes will be assigned

* to the grid as indicated by MAPPING.

*

* NPROW (input) INTEGER

* The number of process rows the created grid

* should have.

*

* NPCOL (input) INTEGER

* The number of process columns the created grid

* should have.

*

* IMAP (workspace) INTEGER array of dimension (NPROW, NPCOL)

* Workspace, where the array which maps the

* processes to the grid will be stored for the

* call to GRIDMAP.

```

*
*
* =====
*
*
* ..
*
* .. External Functions ..
*
*   INTEGER  BLACS_PNUM
*
*   EXTERNAL BLACS_PNUM
*
* ..
*
* .. External Subroutines ..
*
*   EXTERNAL BLACS_PINFO, BLACS_GRIDINIT, BLACS_GRIDMAP
*
* ..
*
* .. Local Scalars ..
*
*   INTEGER TMPCONXT, NPROCS, I, J, K
*
* ..
*
* .. Executable Statements ..
*
*
* See how many processes there are in the system
*
*
*   CALL BLACS_PINFO( I, NPROCS )
*
*   IF (NPROCS-BEGPROC .LT. NPROW*NPCOL) THEN
*
*     WRITE(*,*) 'Not enough processes for grid'
*
*     STOP
*
*   END IF
*
*
*
*   Temporarily map all processes into 1 x NPROCS grid
*
*
*
*   CALL BLACS_GET( 0, 0, TMPCONXT )
*
*   CALL BLACS_GRIDINIT( TMPCONXT, 'Row', 1, NPROCS )

```

```
K = BEGPROC

*
*   If we want a row-major natural ordering
*
*
IF (MAPPING .EQ. 1) THEN
  DO I = 1, NPROW
    DO J = 1, NPCOL
      IMAP(I, J) = BLACS_PNUM(TMPCONXT, 0, K)
      K = K + 1W
    END DO
  END DO
*
*   If we want a column-major natural ordering
*
*
ELSE IF (MAPPING .EQ. 2) THEN
  DO J = 1, NPCOL
    DO I = 1, NPROW
      IMAP(I, J) = BLACS_PNUM(TMPCONXT, 0, K)
      K = K + 1
    END DO
  END DO
ELSE
  WRITE(*,*) 'Unknown mapping.'
  STOP
END IF
*
*   Free temporary context
```

```
*  
  
    CALL BLACS_GRIDEXIT(TMPCONXT)  
  
*  
  
*    Apply the new mapping to form desired context  
*  
  
    CALL BLACS_GET( 0, 0, CONTEXT )  
    CALL BLACS_GRIDMAP( CONTEXT, IMAP, NPROW, NPROW, NPCOL )  
  
  
    RETURN  
    END
```

Example 16-3. BLACS Usage. PARALLEL DOT PRODUCT

This routine does a bone-headed parallel double precision dot product of two vectors. Arguments are input on process {0,0}, and output everywhere else.

```

      DOUBLE PRECISION FUNCTION PDDOT( CONTEXT, N, X, Y )
*
*   -- BLACS example code --
*   Written by Clint Whaley 7/26/94
*   ..
*   .. Scalar Arguments ..
      INTEGER CONTEXT, N
*   ..
*   .. Array Arguments ..
      DOUBLE PRECISION X(*), Y(*)
*   ..
*
*   Purpose
*   =====
*   PDDOT is a restricted parallel version of the BLAS routine
*   DDOT.  It assumes that the increment on both vectors is one,
*   and that process {0,0} starts out owning the vectors and
*
*   has N.  It returns the dot product of the two N-length vectors
*   X and Y, that is, PDDOT = X' Y.
*
*   Arguments
*   =====
*
*   CONTEXT      (input) INTEGER
*
*               This integer is used by the BLACS to indicate a context.

```

* A context is a universe where messages exist and do not
* interact with other context's messages. The context
* includes the definition of a grid, and each process's
* coordinates in it.

*
* N (input/output) INTEGER
* The length of the vectors X and Y. Input
* for {0,0}, output for everyone else.

*
* X (input/output) DOUBLE PRECISION array of dimension (N)
* The vector X of $PDDOT = X' Y$. Input for {0,0},
* output for everyone else.

*
* Y (input/output) DOUBLE PRECISION array of dimension (N)
* The vector Y of $PDDOT = X' Y$. Input for {0,0},
* output for everyone else.

*

```

*      =====
*
*      ..
*      .. External Functions ..
      DOUBLE PRECISION DDOT
      EXTERNAL DDOT
*      ..
*      .. External Subroutines ..
      EXTERNAL BLACS_GRIDINFO, DGEBS2D, DGEBR2D, DGSUM2D
*      ..
*      .. Local Scalars ..
      INTEGER IAM, NPROCS, NPROW, NPCOL, MYPROW, MYPCOL, I, LN

      DOUBLE PRECISION LDDOT
*      ..
*      .. Executable Statements ..
*
*      Find out what grid has been set up, and pretend it is 1-D
*
      CALL BLACS_GRIDINFO( CONTXT, NPROW, NPCOL, MYPROW, MYPCOL )
      IAM = MYPROW*NPCOL + MYPCOL
      NPROCS = NPROW * NPCOL
*
*      Temporarily map all processes into 1 x NPROCS grid
*
      CALL BLACS_GET( 0, 0, TMPCONTXT )
      CALL BLACS_GRIDINIT( TMPCONTXT, 'Row', 1, NPROCS )
      K = BEGPROC

```

```

*
*   Do bone-headed thing, and just send entire X and Y to
*
*   everyone
*
*
  IF ( (MYPROW.EQ.0) .AND. (MYPCOL.EQ.0) ) THEN
    CALL IGEBS2D(CONTXT, 'All', 'i-ring', 1, 1, N, 1 )
    CALL DGEBS2D(CONTXT, 'All', 'i-ring', N, 1, X, N )
    CALL DGEBS2D(CONTXT, 'All', 'i-ring', N, 1, Y, N )
  ELSE
    CALL IGEBR2D(CONTXT, 'All', 'i-ring', 1, 1, N, 1, 0, 0 )
    CALL DGEBR2D(CONTXT, 'All', 'i-ring', N, 1, X, N, 0, 0 )
    CALL DGEBR2D(CONTXT, 'All', 'i-ring', N, 1, Y, N, 0, 0 )
  ENDIF
*
*   Find out the number of local rows to multiply (LN), and
*
*   where in vectors to start (I)
*
*
  LN = N / NPROCS
  I = 1 + IAM * LN
*
*   Last process does any extra rows
*
*
  IF (IAM .EQ. NPROCS-1) LN = LN + MOD(N, NPROCS)
*
*   Figure dot product of my piece of X and Y

```

```
*  
      LDDOT = DDOT( LN, X(I), 1, Y(I), 1 )  
*  
*      Add local dot products to get global dot product;  
*  
*      give all procs the answer  
*  
      CALL DGSUM2D( CONTXT, 'All', '1-tree', 1, 1, LDDOT, 1, -1, 0 )  
  
      PDDOT = LDDOT  
  
      RETURN  
      END
```

Example 16-4 BLACS Usage. PARALLEL MATRIX INFINITY NORM

This routine does a parallel infinity norm on a distributed double precision matrix. Unlike the PDDOT example, this routine assumes the matrix has already been distributed.

```

      DOUBLE PRECISION FUNCTION PDINFNRM(CONTXT, LM, LN, A, LDA, WORK)

*
*   -- BLACS example code --
*   Written by Clint Whaley.
*   ..
*   .. Scalar Arguments ..
      INTEGER CONTEXT, LM, LN, LDA

*   ..
*   .. Array Arguments ..
      DOUBLE PRECISION A(LDA, *), WORK(*)

*   ..
*
* Purpose
* =====
* Compute the infinity norm of a distributed matrix, where
* the matrix is spread across a 2D process grid. The result is
* left on all processes.
*
* Arguments
* =====
*
* CONTEXT      (input) INTEGER
*
*              This integer is used by the BLACS to indicate a context.
*
*              A context is a universe where messages exist and do not

```

* interact with other context's messages. The context

* includes the definition of a grid, and each process's

* coordinates in it.

*

* LM (input) INTEGER

* Number of rows of the global matrix owned by this

* process.

*

* LN (input) INTEGER

* Number of columns of the global matrix owned by this

* process.

*

* A (input) DOUBLE PRECISION, dimension (LDA,N)

* The matrix whose norm you wish to compute.

*

* LDA (input) INTEGER

* Leading Dimension of A.

*

* WORK (temporary) DOUBLE PRECISION array, dimension (LM)

* Temporary work space used for summing rows.

*

16 *Intel® Math Kernel Library*

```
*      .. External Subroutines ..
      EXTERNAL BLACS_GRIDINFO, DGEBS2D, DGEBR2D, DGSUM2D, DGAMX2D
*
*      ..
*
*      .. External Functions ..
      INTEGER IDAMAX
      DOUBLE PRECISION DASUM
*
*
*      .. Local Scalars ..
      INTEGER NPROW, NPCOL, MYROW, MYCOL,  I, J
*
*
      DOUBLE PRECISION MAX
*
*
*      .. Executable Statements ..
*
*      Get process grid information
*
      CALL BLACS_GRIDINFO( CONTXT, NPROW, NPCOL, MYPROW, MYPCOL )
*
*      Add all local rows together
*
*
      DO 20 I = 1, LM
          WORK(I) = DASUM(LN, A(I,1), LDA)
20    CONTINUE
*
*
*      Find sum of global matrix rows and store on column 0 of
*
*      process grid
```

```
*
      CALL DGSUM2D(CONTXT, 'Row', '1-tree', LM, 1, WORK, LM, MYROW, 0)

*
*   Find maximum sum of rows for supnorm
*
*
      IF (MYCOL .EQ. 0) THEN
        MAX = WORK(IDAMAX(LM,WORK,1))
        IF (LM .LT. 1) MAX = 0.0D0

        CALL DGAMX2D(CONTXT, 'Col', 'h', 1, 1, MAX, 1, I, I, -1, -1, 0)
      END IF

*
*   Process column 0 has answer; send answer to all nodes
*
*
      IF (MYCOL .EQ. 0) THEN
        CALL DGEBS2D(CONTXT, 'Row', ' ', 1, 1, MAX, 1)
      ELSE

        CALL DGEBR2D(CONTXT, 'Row', ' ', 1, 1, MAX, 1, 0, 0)
      END IF

*
      PDINFNRM = MAX

*
      RETURN

*
*   End of PDINFNRM
*
*
```

END

Linear Solvers Basics

Many applications in science and engineering require the solution of a system of linear equations. This problem is usually expressed mathematically by the matrix-vector equation, $Ax = b$, where A is an m -by- n matrix, x is the n element column vector and b is the m element column vector. The matrix A is usually referred to as the coefficient matrix, and the vectors x and b are referred to as the solution vector and the right-hand side, respectively.

Basic concepts related to solving linear systems with sparse matrices are described in section [Sparse Linear Systems](#) that follows.

Sparse Linear Systems

In many real-life applications, most of the elements in A are zero. Such a matrix is referred to as sparse. Conversely, matrices with very few zero elements are called dense. For sparse matrices, computing the solution to the equation $Ax = b$ can be made much more efficient with respect to both storage and computation time, if the sparsity of the matrix can be exploited. The more an algorithm can exploit the sparsity without sacrificing the correctness, the better the algorithm.

Generally speaking, computer software that finds solutions to systems of linear equations is called a solver. A solver designed to work specifically on sparse systems of equations is called a sparse solver. Solvers are usually classified into two groups - direct and iterative.

Iterative Solvers start with an initial approximation to a solution and attempt to estimate the difference between the approximation and the true result. Based on the difference, an iterative solver calculates a new approximation that is closer to the true result than the initial approximation. This process is repeated until the difference between the approximation and the true result is sufficiently small. The main drawback to iterative solvers is that the rate of convergence depends greatly on the values in the matrix A . Consequently, it is not possible to predict how long it will take for an iterative solver to produce a solution. In fact, for ill-conditioned matrices, the iterative process will not converge to a solution at all. However, for well-conditioned matrices it is possible for iterative solvers to converge to a solution very quickly. Consequently for the right applications, iterative solvers can be very efficient.

Direct Solvers, on the other hand, often factor the matrix A into the product of two triangular matrices and then perform a forward and backward triangular solve.

This approach makes the time required to solve a systems of linear equations relatively predictable, based on the size of the matrix. In fact, for sparse matrices, the solution time can be predicted based on the number of non-zero elements in the array A .

Matrix Fundamentals

A matrix is a rectangular array of either real or complex numbers. A matrix is denoted by a capital letter; its elements are denoted by the same lower case letter with row/column subscripts. Thus, the value of the element in row i and column j in matrix A is denoted by $a(i, j)$. For example, a 3 by 4 matrix A , is written as follows:

$$A = \begin{bmatrix} a(1, 1) & a(1, 2) & a(1, 3) & a(1, 4) \\ a(2, 1) & a(2, 2) & a(2, 3) & a(2, 4) \\ a(3, 1) & a(3, 2) & a(3, 3) & a(3, 4) \end{bmatrix}$$

Note that with the above notation, we assume the standard Fortran programming language convention of starting array indices at 1 rather than the C programming language convention of starting them at 0.

A matrix in which all of the elements are real numbers is called a real matrix. A matrix that contains at least one complex number is called a complex matrix. A real or complex matrix A with the property that $a(i, j) = a(j, i)$, is called a symmetric matrix. A complex matrix A with the property that $a(i, j) = \text{conj}(a(j, i))$, is called a Hermitian matrix. Note that programs that manipulate symmetric and Hermitian matrices need only store half of the matrix values, since the values of the non-stored elements can be quickly reconstructed from the stored values.

A matrix that has the same number of rows as it has columns is referred to as a square matrix. The elements in a square matrix that have same row index and column index are called the diagonal elements of the matrix, or simply the diagonal of the matrix.

The transpose of a matrix A is the matrix obtained by “flipping” the elements of the array about its diagonal. That is, we exchange the elements $a(i, j)$ and $a(j, i)$. For a complex matrix, if we both flip the elements about the diagonal and then take the complex conjugate of the element, the resulting matrix is called the Hermitian transpose or conjugate transpose of the original matrix. The transpose and Hermitian transpose of a matrix A are denoted by A^T and A^H respectively.

A column vector, or simply a vector, is a $n \times 1$ matrix, and a row vector is a $1 \times n$ matrix. A real or complex matrix A is said to be positive definite if the vector-matrix product $x^T A x$ is greater than zero for all non-zero vectors x . A matrix that is not positive definite is referred to as indefinite.

An upper (or lower) triangular matrix, is a square matrix in which all elements below (or above) the diagonal are zero. A unit triangular matrix is an upper or lower triangular matrix with all 1's along the diagonal.

A matrix P is called a permutation matrix if, for any matrix A , the result of the matrix product PA is identical to A except for interchanging the rows of A . For a square matrix, it can be shown that if PA is a permutation of the rows of A , then AP^T is the same permutation of the columns of A . Additionally, it can be shown that the inverse of P is P^T .

In order to save space, a permutation matrix is usually stored as a linear array, called a permutation vector, rather than as an array. Specifically, if the permutation matrix maps the i -th row of a matrix to the j -th row, then the i -th element of the permutation vector is j .

A matrix with non-zero elements only on the diagonal is called a diagonal matrix. As is the case with a permutation matrix, it is usually stored as a vector of values, rather than as a matrix.

Direct Method

For solvers that use the direct method, the basic technique employed in finding the solution of the system $Ax = b$ is to first factor A into triangular matrices. That is, find a lower triangular matrix L and an upper triangular matrix U , such that $A = LU$. Having obtained such a factorization (usually referred to as an LU decomposition or LU factorization), the solution to the original problem can be rewritten as follows.

$$\begin{aligned} Ax &= b \\ \Rightarrow LUx &= b \\ \Rightarrow (Ux) &= b \end{aligned}$$

This leads to the following two-step process for finding the solution to the original system of equations:

1. Solve the systems of equations $Ly = b$.
2. Solve the system $Ux = y$.

Solving the systems $Ly = b$ and $Ux = y$ is referred to as a forward solve and a backward solve, respectively.

If a symmetric matrix A is also positive definite, it can be shown that A can be factored as LL^T where L is a lower triangular matrix. Similarly, a Hermitian matrix, A , that is positive definite can be factored as $A = LL^H$. For both symmetric and Hermitian matrices, a factorization of this form is called a Cholesky factorization.

In a Cholesky factorization, the matrix U in an LU decomposition is either L^T or L^H . Consequently, a solver can increase its efficiency by only storing L , and one-half of A , and not computing U . Therefore, users who can express their application as the solution of a system of positive definite equations will gain a significant performance improvement over using a general representation.

For matrices that are symmetric (or Hermitian) but not positive definite, there are still some significant efficiencies to be had. It can be shown that if A is symmetric but not positive definite, then A can be factored as $A = LDL^T$, where D is a diagonal matrix and L is a lower unit triangular matrix. Similarly, if A is Hermitian, it can be factored as $A = LDL^H$. In either case, we again only need to store L , D , and half of A and we need not compute U . However, the backward solve phases must be amended to solving $L^T x = D^{-1} y$ rather than $L^T x = y$.

Fill-In and Reordering of Sparse Matrices

Two important concepts associated with the solution of sparse systems of equations are fill-in and reordering. The following example illustrates these concepts.

Consider the system of linear equation $Ax = b$, where A is the symmetric positive definite sparse matrix defined by the following:

$$A = \begin{bmatrix} 9 & \frac{3}{2} & 6 & \frac{3}{4} & 3 \\ \frac{3}{2} & 1 & * & * & * \\ 6 & * & 12 & * & * \\ \frac{3}{4} & * & \frac{5}{8} & * & * \\ 3 & * & * & * & 16 \end{bmatrix} b = \begin{bmatrix} 1 \\ 2 \\ 3 \\ 4 \\ 5 \end{bmatrix}$$

A star (*) is used to represent zeros and to emphasize the sparsity of A . The Cholesky factorization of A is: $A = LL^T$, where L is the following:

$$L = \begin{bmatrix} 3 & * & * & * & * \\ \frac{1}{2} & \frac{1}{2} & * & * & * \\ 2 & -2 & 2 & * & * \\ \frac{1}{4} & \frac{1}{-4} & \frac{1}{-2} & \frac{1}{2} & * \\ 1 & -1 & -2 & -3 & 1 \end{bmatrix}$$

Notice that even though the matrix A is relatively sparse, the lower triangular matrix L has no zeros below the diagonal. If we computed L and then used it for the forward and backward solve phase, we would do as much computation as if A had been dense.

The situation of L having non-zeros in places where A has zeros is referred to as fill-in. Computationally, it would be more efficient if a solver could exploit the non-zero structure of A in such a way as to reduce the fill-in when computing L . By doing this, the solver would only need to compute the non-zero entries in L . Toward this end, consider permuting the rows and columns of A . As described in [Matrix Fundamentals](#) section, the permutations of the rows of A can be represented as a permutation matrix, P . The result of permuting the rows is the product of P and A . Suppose, in the above example, we swap the first and fifth row of A , then swap the first and fifth columns of A , and call the resulting matrix B . Mathematically, we can express the process of permuting the rows and columns of A to get B as $B = PAP^T$. After permuting the rows and columns of A , we see that B is given by the following:

$$B = \begin{bmatrix} 16 & * & * & * & 3 \\ * & \frac{1}{2} & * & * & \frac{3}{2} \\ * & * & 12 & * & 6 \\ * & * & * & \frac{5}{8} & \frac{3}{4} \\ 3 & \frac{3}{2} & 6 & \frac{3}{4} & 9 \end{bmatrix}$$

Since B is obtained from A by simply switching rows and columns, the numbers of non-zero entries in A and B are the same. However, when we find the Cholesky factorization, $B = LL^T$, we see the following:

$$L = \begin{bmatrix} 4 & * & * & * & * \\ * & \frac{1}{\sqrt{2}} & * & * & * \\ * & * & 2(\sqrt{3}) & * & * \\ * & * & * & \frac{\sqrt{10}}{4} & * \\ \frac{3}{4} & \frac{3}{\sqrt{2}} & \sqrt{3} & \frac{3}{\sqrt{10}} & \frac{\sqrt{3}}{4} \end{bmatrix}$$

The fill-in associated with B is much smaller than the fill-in associated with A . Consequently, the storage and computation time needed to factor B is much smaller than to factor A . Based on this, we see that an efficient sparse solver needs to find permutation P of the matrix A , which minimizes the fill-in for factoring $B = PAP^T$, and then use the factorization of B to solve the original system of equations.

Although the above example is based on a symmetric positive definite matrix and a Cholesky decomposition, the same approach works for a general LU decomposition. Specifically, let P be a permutation matrix, $B = PAP^T$ and suppose that B can be factored as $B = LU$. Then

$$Ax = b$$

$$\Rightarrow PA(P^{-1}P)x = Pb$$

$$\Rightarrow PA(P^TP)x = Pb$$

$$\Rightarrow (PA P^T)(Px) = Pb$$

$$\Rightarrow B(Px) = Pb$$

$$\Rightarrow LU(Px) = Pb$$

It follows that if we obtain an LU factorization for B , we can solve the original system of equations by a three step process:

- 1.** Solve $Ly = Pb$.
- 2.** Solve $Uz = y$.
- 3.** Set $x = P^Tz$.

If we apply this three-step process to the current example, we first need to perform the forward solve of the systems of equation $Ly = Pb$:

$$L = \begin{bmatrix} 4 & * & * & * & * \\ * & \frac{1}{\sqrt{2}} & * & * & * \\ * & * & 2(\sqrt{3}) & * & * \\ * & * & * & \frac{\sqrt{10}}{4} & * \\ \frac{3}{4} & \frac{3}{\sqrt{2}} & \sqrt{3} & \frac{3}{\sqrt{10}} & \frac{\sqrt{3}}{4} \end{bmatrix} * \begin{bmatrix} y1 \\ y2 \\ y3 \\ y4 \\ y5 \end{bmatrix} = \begin{bmatrix} 5 \\ 2 \\ 3 \\ 4 \\ 1 \end{bmatrix}$$

This gives: $y^T = \frac{5}{4}, 2\sqrt{2}, \frac{\sqrt{3}}{2}, \frac{16}{\sqrt{10}}, \frac{-979\sqrt{3}}{12}$.

The second step is to perform the backward solve, $Uz = y$. Or, in this case, since we are using a Cholesky factorization, $L^T z = y$.

$$\begin{bmatrix} 4 & * & * & * & \frac{3}{4} \\ * & \frac{1}{\sqrt{2}} & * & * & \frac{3}{\sqrt{2}} \\ * & * & 2(\sqrt{3}) & * & \sqrt{3} \\ * & * & * & \frac{\sqrt{10}}{4} & \frac{3}{\sqrt{10}} \\ \frac{3}{4} & \frac{3}{\sqrt{2}} & \sqrt{3} & \frac{3}{\sqrt{10}} & \frac{\sqrt{3}}{4} \end{bmatrix} * \begin{bmatrix} z1 \\ z2 \\ z3 \\ z4 \\ z5 \end{bmatrix} = \begin{bmatrix} \frac{5}{4} \\ 2(\sqrt{2}) \\ \frac{\sqrt{3}}{2} \\ \frac{16}{\sqrt{10}} \\ \frac{-979\sqrt{3}}{12} \end{bmatrix}$$

This gives $z = \frac{123}{2}, 983, \frac{1961}{12}, 398, \frac{-979}{3}$.

The third and final step is to set $x = P^T z$. This gives $X^T = \frac{-979}{3}, 983, \frac{1961}{12}, 398, \frac{123}{2}$.

Sparse Matrix Storage Formats

As discussed above, it is more efficient to store only the non-zero elements of a sparse matrix. There are a number of common storage formats used for sparse matrices, but most of them employ the same basic technique. That is, store all non-zero elements of the matrix into a linear array and provide auxiliary arrays to describe the locations of the non-zero elements in the original matrix.

Storage Formats for the Direct Sparse Solvers

The storing the non-zero elements of a sparse matrix into a linear array is done by walking down each column (column-major format) or across each row (row-major format) in order, and writing the non-zero elements to a linear array in the order they appear in the walk.

For symmetric matrices, it is necessary to store only the upper triangular half of the matrix (upper triangular format) or the lower triangular half of the matrix (lower triangular format).

The Intel MKL direct sparse solvers use a row-major upper triangular storage format: the matrix is compressed row-by-row and for symmetric matrices only non-zero elements in the upper triangular half of the matrix are stored.

The Intel MKL sparse matrix storage format for direct sparse solvers is specified by three arrays: *values*, *columns*, and *rowIndex*. The following table describes the arrays in terms of the values, row, and column positions of the non-zero elements in a sparse matrix.

<i>values</i>	A real or complex array that contains the non-zero elements of a sparse matrix. The non-zero elements are mapped into the <i>values</i> array using the row-major upper triangular storage mapping described above.
<i>columns</i>	Element <i>i</i> of the integer array <i>columns</i> is the number of the column that contains the <i>i</i> -th element in the <i>values</i> array.
<i>rowIndex</i>	Element <i>j</i> of the integer array <i>rowIndex</i> gives the index of the element in the <i>values</i> array that is first non-zero element in a row <i>j</i> .

The length of the *values* and *columns* arrays is equal to the number of non-zero elements in the matrix.

As the `rowIndex` array gives the location of the first non-zero element within a row, and the non-zero elements are stored consecutively, the number of non-zero elements in the I -th row is equal to the difference of `rowIndex(I)` and `rowIndex(I+1)`.

To have this relationship hold for the last row of the matrix, an additional entry (dummy entry) is added to the end of `rowIndex`. Its value is equal to the number of non-zero elements plus one. This makes the total length of the `rowIndex` array one larger than the number of rows in the matrix.



NOTE. The Intel MKL sparse storage scheme for the direct sparse solvers uses the Fortran programming language convention of starting array indices at 1.

Consider the symmetric matrix A :

$$A = \begin{bmatrix} 1 & -1 & * & -3 & * \\ -1 & 5 & * & * & * \\ * & * & 4 & 6 & 4 \\ -3 & * & 6 & 7 & * \\ * & * & 4 & * & -5 \end{bmatrix}$$

Only elements from the upper triangle are stored. The actual arrays for the matrix A are as follows:

Table A-1 Storage Arrays for a Symmetric Matrix

<code>values</code>	=	(1	-1	-3	5	4	6	4	7	-5)	
<code>columns</code>	=	(1	2	4	2	3	4	5	4	5)	
<code>rowIndex</code>	=	(1	4	5	8	9	10)				

For a non-symmetric or non-Hermitian matrix, all non-zero elements need to be stored. Consider the non-symmetric matrix B :

$$B = \begin{bmatrix} 1 & -1 & * & -3 & * \\ -2 & 5 & * & * & * \\ * & * & 4 & 6 & 4 \\ -4 & * & 2 & 7 & * \\ * & 8 & * & * & -5 \end{bmatrix}$$

The matrix *B* has 13 non-zero elements, and all of them are stored as follows:

Table A-2 Storage Arrays for a Non-Symmetric Matrix

<i>values</i>	=	(1	-1	-3	-2	5	4	6	4	-4	2	7	8	-5)
<i>columns</i>	=	(1	2	4	1	2	3	4	5	1	3	4	2	5)
<i>rowIndex</i>	=	(1	4	6	9	12	14)							

Direct sparse solvers can also solve symmetrically structured systems of equations. A symmetrically structured system of equations is one where the pattern of non-zero elements is symmetric. That is, a matrix has a symmetric structure if $a(j, i)$ is not zero if and only if $a(i, j)$ is not zero. From the point of view of the solver software, a "non-zero" element of a matrix is any element stored in the *values* array, even if its value is equal to 0. In that sense, any non-symmetric matrix can be turned into a symmetrically structured matrix by carefully adding zeros to the *values* array. For example, the above matrix *B* can be turned into a symmetrically structured matrix by adding two non-zero entries:

$$B = \begin{bmatrix} 1 & -1 & * & -3 & * \\ -2 & 5 & * & * & 0 \\ * & * & 4 & 6 & 4 \\ -4 & * & 2 & 7 & * \\ * & 8 & 0 & * & -5 \end{bmatrix}$$

The matrix *B* can be considered to be symmetrically structured with 15 non-zero elements and represented as:

Table A-3 Storage Arrays for a Symmetrically Structured Matrix

<i>values</i>	=	(1	-1	-3	-2	5	0	4	6	4	-4	2	7	8	0	-5)
---------------	---	----	----	----	----	---	---	---	---	---	----	---	---	---	---	-----

<i>columns</i>	=	(1 2 4 1 2 5 3 4 5 1 3 4 2 3 5)
<i>rowIndex</i>	=	(1 4 7 10 13 16)

Storage Format Restrictions

The storage format for the sparse solver must conform to two important restrictions:

- the non-zero values in a given row must be placed into the *values* array in the order in which they occur in the row (from left to right);
- no diagonal element can be omitted from the *values* array for any symmetric or structurally symmetric matrix.

The second restriction implies that if symmetric or structurally symmetric matrices have zero diagonal elements, then they must be explicitly represented in the *values* array.

Sparse Matrix Storage Formats for Sparse BLAS Levels 2 and Level 3

This section describes in detail the sparse matrix storage formats supported in the current version of the Intel MKL Sparse BLAS Level 2 and Level 3.

CSR Format

The Intel MKL compressed sparse row (CSR) format is specified by four arrays: the *values*, *columns*, *pointerB*, and *pointerE*. The following table describes the arrays in terms of the values, row, and column positions of the non-zero elements in a sparse matrix *A*.

<i>values</i>	A real or complex array that contains the non-zero elements of <i>A</i> . Values of the non-zero elements of <i>A</i> are mapped into the <i>values</i> array using the row-major storage mapping described above.
<i>columns</i>	Element <i>I</i> of the integer array <i>columns</i> is the number of the column in <i>A</i> that contains the <i>I</i> -th value in the <i>values</i> array.
<i>pointerB</i>	Element <i>j</i> of this integer array gives the index of the element in the <i>values</i> array that is first non-zero element in a row <i>j</i> of <i>A</i> . Note that this index is equal to <i>pointerB(j) - pointerB(1)+1</i> .
<i>pointerE</i>	An integer array that contains row indices, such that <i>pointerE(j)-pointerB(1)</i> is the index of the element in the <i>values</i> array that is last non-zero element in a row <i>j</i> of <i>A</i> .

The length of the *values* and *columns* arrays is equal to the number of non-zero elements in *A*.The length of the *pointerB* and *pointerE* arrays is equal to the number of rows in *A*.



NOTE. Note that the Intel MKL Sparse BLAS routines support the CSR format both with one-based indexing and zero-based indexing.

The matrix B

$$B = \begin{bmatrix} 1 & -1 & * & -3 & * \\ -2 & 5 & * & * & * \\ * & * & 4 & 6 & 4 \\ -4 & * & 2 & 7 & * \\ * & 8 & * & * & -5 \end{bmatrix}$$

can be represented in the CSR format as:

Table A-4 Storage Arrays for a Matrix in CSR Format

one-based indexing														
values	=	(1	-1	-3	-2	5	4	6	4	-4	2	7	8	-5)
columns	=	(1	2	4	1	2	3	4	5	1	3	4	2	5)
pointerB	=	(1	4	6	9	12)								
pointerE	=	(4	6	9	12	14)								
zero-based indexing														
values	=	(1	-1	-3	-2	5	4	6	4	-4	2	7	8	-5)
columns	=	(0	1	3	0	1	2	3	4	0	2	3	1	4)
pointerB	=	(0	3	5	8	11)								
pointerE	=	(3	5	8	11	13)								

This storage format is used in the NIST Sparse BLAS library [[Rem05](#)].

Note that the storage format accepted for the direct sparse solvers and described above (see [Storage Formats for the Direct Sparse Solvers](#)) is a variation of the CSR format. It also is used in the Intel MKL Sparse BLAS Level 2 both with one-based indexing and zero-based indexing. The above matrix B can be represented in this format (referred to as the 3-array variation of the CSR format) as:

Table A-5 Storage Arrays for a Matrix in CSR Format (3-Array Variation)

one-based indexing														
values	=	(1	-1	-3	-2	5	4	6	4	-4	2	7	8	-5)
columns	=	(1	2	4	1	2	3	4	5	1	3	4	2	5)
rowIndex	=	(1	4	6	9	12	14)							
zero-based indexing														
values	=	(1	-1	-3	-2	5	4	6	4	-4	2	7	8	-5)
columns	=	(0	1	3	0	1	2	3	4	0	2	3	1	4)
rowIndex	=	(0	3	5	8	11	13)							

The 3-array variation of the CSR format has a restriction: all non-zero elements are stored continuously, that is the set of non-zero elements in the row J goes just after the set of non-zero elements in the row $J-1$.

There are no such restrictions in the general (NIST) CSR format. This may be useful, for example, if there is a need to operate with different submatrices of the matrix at the same time. In this case, it is enough to define the arrays *pointerB* and *pointerE* for each needed submatrix so that all these arrays are pointers to the same array *values*.

Comparing the array *rowIndex* from the Table A-2 with the arrays *pointerB* and *pointerE* from the Table A-4 it is easy to see that

```
pointerB(I) = rowIndex(I) for I=1, ..5;
pointerE(I) = rowIndex(I+1) for I=1, ..5.
```

This enables calling a routine that has *values*, *columns*, *pointerB* and *pointerE* as input parameters for a sparse matrix stored in the format accepted for the direct sparse solvers. For example, a routine with the interface:

```
Subroutine name_routine(... , values, columns, pointerB, pointerE, ...)
can be called with parameters values, columns, rowIndex as follows:
call name_routine(... , values, columns, rowIndex, rowindex(2), ...).
```

CSC Format

The compressed sparse column format (CSC) is similar to the CSR format, but the columns are used instead the rows. In other words, the CSC format is identical to the CSR format for the transposed matrix. The CSR format is specified by four arrays: *values*, *columns*, *pointerB*, and *pointerE*. The following table describes the arrays in terms of the values, row, and column positions of the non-zero elements in a sparse matrix *A*.

<i>values</i>	A real or complex array that contains the non-zero elements of <i>A</i> . Values of the non-zero elements of <i>A</i> are mapped into the <i>values</i> array using the column-major storage mapping.
<i>rows</i>	Element <i>I</i> of the integer array <i>rows</i> is the number of the row in <i>A</i> that contains the <i>I</i> -th value in the <i>values</i> array.
<i>pointerB</i>	Element <i>j</i> of this integer array gives the index of the element in the <i>values</i> array that is first non-zero element in a column <i>j</i> of <i>A</i> . Note that this index is equal to <i>pointerB(j) - pointerB(1)+1</i> .
<i>pointerE</i>	An integer array that contains column indices, such that <i>pointerE(j)-pointerB(1)</i> is the index of the element in the <i>values</i> array that is last non-zero element in a column <i>j</i> of <i>A</i> .

The length of the *values* and *columns* arrays is equal to the number of non-zero elements in *A*. The length of the *pointerB* and *pointerE* arrays is equal to the number of columns in *A*.



NOTE. Note that the Intel MKL Sparse BLAS routines support the CSC format both with one-based indexing and zero-based indexing.

The above matrix *B* can be represented in the CSC format as:

Table A-6 Storage Arrays for a Matrix in CSC Format

one-based indexing

<i>values</i>	=	(1	-2	-4	-1	5	8	4	2	-3	6	7	4	-5)
<i>rows</i>	=	(1	2	4	1	2	5	3	4	1	3	4	2	5)
<i>pointerB</i>	=	(1	4	7	9	12)								
<i>pointerE</i>	=	(4	7	9	12	14)								

zero-based indexing

<i>values</i>	=	(1	-2	-4	-1	5	8	4	2	-3	6	7	4	-5)
---------------	---	----	----	----	----	---	---	---	---	----	---	---	---	-----

<i>rows</i>	=	(0	1	3	0	1	4	2	3	0	2	3	1	4)
<i>pointerB</i>	=	(0	3	6	8	11)								
<i>pointerE</i>	=	(3	6	8	11	13)								

Coordinate Format

The coordinate format is the most flexible and simplest format for the sparse matrix representation. Only non-zero elements are stored, and the coordinates of each non-zero element are given explicitly. Many commercial libraries support the matrix-vector multiplication for the sparse matrices in the coordinate format.

The Intel MKL coordinate format is specified by three arrays: *values*, *rows*, and *column*, and a parameter *nnz* which is number of non-zero elements in *A*. All three arrays have dimension *nnz*. The following table describes the arrays in terms of the values, row, and column positions of the non-zero elements in a sparse matrix *A*.

<i>values</i>	A real or complex array that contains the non-zero elements of <i>A</i> in any order.
<i>rows</i>	Element <i>I</i> of the integer array <i>rows</i> is the number of the row in <i>A</i> that contains the <i>I</i> -th value in the <i>values</i> array.
<i>columns</i>	Element <i>I</i> of the integer array <i>columns</i> is the number of the column in <i>A</i> that contains the <i>I</i> -th value in the <i>values</i> array .



NOTE. Note that the Intel MKL Sparse BLAS routines support the coordinate format both with one-based indexing and zero-based indexing.

For example, the sparse matrix *C*

$$C = \begin{bmatrix} 1 & -1 & -3 & 0 & 0 \\ -2 & 5 & 0 & 0 & 0 \\ 0 & 0 & 4 & 6 & 4 \\ -4 & 0 & 2 & 7 & 0 \\ 0 & 8 & 0 & 0 & -5 \end{bmatrix}$$

can be represented in the coordinate format as follows:

Table A-7 Storage Arrays for an Example Matrix in case of the coordinate format

one-based indexing														
<i>values</i>	=	(1	-1	-3	-2	5	4	6	4	-4	2	7	8	-5)
<i>rows</i>	=	(1	1	1	2	2	3	3	3	4	4	4	5	5)
<i>columns</i>	=	(1	2	3	1	2	3	4	5	1	3	4	2	5)
zero-based indexing														
<i>values</i>	=	(1	-1	-3	-2	5	4	6	4	-4	2	7	8	-5)
<i>rows</i>	=	(0	0	0	1	1	2	2	2	3	3	3	4	4)
<i>columns</i>	=	(0	1	2	0	1	2	3	4	0	2	3	1	4)

Diagonal Storage Format

If the sparse matrix has diagonals containing only zero elements, then the diagonal storage format can be used to reduce the amount of information needed to locate the non-zero elements. This storage format is particularly useful in many applications where the matrix arises from a finite element or finite difference discretization. The Intel MKL diagonal storage format is specified by two arrays: *values* and *distance*, and two parameters: *ndiag*, which is the number of non-empty diagonals, and *lval*, which is the declared leading dimension in the calling (sub)programs. The following table describes the arrays *values* and *distance*:

<i>values</i>	A real or complex two-dimensional array is dimensioned as <i>lval</i> by <i>ndiag</i> . Each column of it contains the non-zero elements of certain diagonal of <i>A</i> . The key point of the storage is that each element in <i>values</i> retains the row number of the original matrix. To achieve this diagonals in the lower triangular part of the matrix are padded from the top, and those in the upper triangular part are padded from the bottom. Note that the value of <i>distance(I)</i> is the number of elements to be padded for diagonal <i>I</i> .
<i>distance</i>	An integer array with dimension <i>ndiag</i> . Element <i>I</i> of the array <i>distance</i> is the distance between <i>I</i> -diagonal and the main diagonal. The distance is positive if the diagonal is above the main diagonal, and negative if the diagonal is below the main diagonal. The main diagonal has a distance equal to zero.

The above matrix *C* can be represented in the diagonal storage format as follows:

$$\begin{aligned}
 \text{distance} &= (-3 \ -1 \ 0 \ 1 \ 2) \\
 \text{values} &= \begin{bmatrix} * & * & 1 & -1 & -3 \\ * & -2 & 5 & 0 & 0 \\ * & 0 & 4 & 6 & 4 \\ -4 & 2 & 7 & 0 & * \\ 8 & 0 & -5 & * & * \end{bmatrix}
 \end{aligned}$$

where the asterisks denote padded elements.

When storing symmetric, Hermitian, or skew-symmetric matrices, it is necessary to store only the upper or the lower triangular part of the matrix.

For the Intel MKL triangular solver routines elements of the array *distance* must be sorted in increasing order. In all other cases the diagonals and distances can be stored in arbitrary order.

Skyline Storage Format

The skyline storage format is important for the direct sparse solvers, and it is well suited for Cholesky or LU decomposition when no pivoting is required.

The skyline storage format accepted in Intel MKL can store only triangular matrix or triangular part of a matrix. This format is specified by two arrays: *values* and *pointers*. The following table describes these arrays:

<i>values</i>	A scalar array. For a lower triangular matrix it contains the set of elements from each row of the matrix starting from the first non-zero element to and including the diagonal element. For an upper triangular matrix it contains the set of elements from each column of the matrix starting with the first non-zero element down to and including the diagonal element. Encountered zero elements are included in the sets.
<i>pointers</i>	An integer array with dimension $(m+1)$, where m is the number of rows for lower triangle (columns for the upper triangle). $\text{pointers}(I) - \text{pointers}(1) + 1$ gives the index of element in <i>values</i> that is first non-zero element in row (column) I . The value of $\text{pointers}(m+1)$ is set to $\text{nnz} + \text{pointers}(1)$, where nnz is the number of elements in the array <i>values</i> .

For example, the low triangle of the matrix *c* given above can be stored as follows:

```
values = ( 1  -2  5  4  -4  0  2  7  8  0  0  -5 )
```

```
pointers = ( 1  2  4  5  9  13 )
```

and the upper triangle of this matrix *c* can be stored as follows:

```
values = ( 1  -1  5  -3  0  4  6  7  4  0  -5 )
```

```
pointers = ( 1  2  4  7  9  12 )
```

This storage format is supported by the NIST Sparse BLAS library [[Rem05](#)].

Note that the Intel MKL Sparse BLAS routines operating with the skyline storage format does not support general matrices.

BSR Format

The Intel MKL block compressed sparse row (BSR) format for sparse matrices is specified by four arrays: *values*, *columns*, *pointerB*, and *pointerE*. The following table describes these arrays.

<i>values</i>	A real array that contains the elements of the non-zero blocks of a sparse matrix. The elements are stored block-by-block in row-major order. A non-zero block is the block that contains at least one non-zero element. All elements of non-zero blocks are stored, even if some of them is equal to zero. Within each non-zero block elements are stored in column-major order in the case of one-based indexing, and in row-major order in the case of the zero-based indexing.
<i>columns</i>	Element <i>i</i> of the integer array <i>columns</i> is the number of the column in the block matrix that contains the <i>i</i> -th non-zero block.
<i>pointerB</i>	Element <i>j</i> of this integer array gives the index of the element in the <i>columns</i> array that is first non-zero block in a row <i>j</i> of the block matrix.
<i>pointerE</i>	Element <i>j</i> of this integer array gives the index of the element in the <i>columns</i> array that contains the last non-zero block in a row <i>j</i> of the block matrix plus 1.

The length of the *values* array is equal to the number of all elements in the non-zero blocks, the length of the *columns* array is equal to the number of non-zero blocks. The length of the *pointerB* and *pointerE* arrays is equal to the number of block rows in the block matrix.



NOTE. Note that the Intel MKL Sparse BLAS routines support BSR format both with one-based indexing and zero-based indexing.

For example, consider the sparse matrix D

$$D = \begin{bmatrix} 1 & 0 & 6 & 7 & * & * \\ 2 & 1 & 8 & 2 & * & * \\ * & * & 1 & 4 & * & * \\ * & * & 5 & 2 & * & * \\ * & * & 4 & 3 & 7 & 2 \\ * & * & 0 & 0 & 0 & 0 \end{bmatrix}$$

If the size of the block equals 2, then the sparse matrix D can be represented as a 3x3 block matrix E with the following structure:

$$E = \begin{bmatrix} L & M & * \\ * & N & * \\ * & P & Q \end{bmatrix}$$

where

$$L = \begin{bmatrix} 1 & 0 \\ 2 & 1 \end{bmatrix}, M = \begin{bmatrix} 6 & 7 \\ 8 & 2 \end{bmatrix}, N = \begin{bmatrix} 1 & 4 \\ 5 & 1 \end{bmatrix}, P = \begin{bmatrix} 4 & 3 \\ 0 & 0 \end{bmatrix}, Q = \begin{bmatrix} 7 & 2 \\ 0 & 0 \end{bmatrix}$$

The matrix D can be represented in the BSR format as follows:

one-based indexing

`values = (1 2 0 1 6 8 7 2 1 5 4 1 4 0 3 0 7 0 2 0)`

`columns = (1 2 2 2 3)`

`pointerB = (1 3 4)`

`pointerE = (3 4 6)`

zero-based indexing

```
values = (1 0 2 1 6 7 8 2 1 4 5 1 4 3 0 0 7 2 0 0)
columns = (0  1  1  1  2)
pointerB = (0  2  3)
pointerE = (2  3  5)
```

This storage format is supported by the NIST Sparse BLAS library [[Rem05](#)].

Intel MKL supports the variation of the BSR format that is specified by three arrays: *values*, *columns*, and *rowIndex*. The following table describes these arrays.

<i>values</i>	A real array that contains the elements of the non-zero blocks of a sparse matrix. The elements are stored block by block in row-major order. A non-zero block is the block that contains at least one non-zero element. All elements of non-zero blocks are stored, even if some of them is equal to zero. Within each non-zero block the elements are stored in column major order in the case of the one-based indexing, and in row major order in the case of the zero-based indexing.
<i>columns</i>	Element <i>I</i> of the integer array <i>columns</i> is the number of the column in the block matrix that contains the <i>I</i> -th non-zero block.
<i>rowIndex</i>	Element <i>j</i> of this integer array gives the index of the element in the <i>columns</i> array that is first non-zero block in a row <i>j</i> of the block matrix.

The length of the *values* array is equal to the number of all elements in the non-zero blocks, the length of the *columns* array is equal to the number of non-zero blocks.

As the *rowIndex* array gives the location of the first non-zero block within a row, and the non-zero blocks are stored consecutively, the number of non-zero blocks in the *I*-th row is equal to the difference of *rowIndex(I)* and *rowIndex(I+1)*.

To retain this relationship for the last row of the block matrix, an additional entry (dummy entry) is added to the end of *rowIndex* with value equal to the number of non-zeros blocks plus one. This makes the total length of the *rowIndex* array one larger than the number of rows of the block matrix.

The above matrix *D* can be represented in this 3-array variation of the BSR format as follows:

one-based indexing

```
values = (1 2 0 1 6 8 7 2 1 5 4 2 4 0 3 0 7 0 2 0)
columns = (1  2  2  2  3)
rowIndex = (1  3  4  6)
```

zero-based indexing

```
values = (1 0 2 1 6 7 8 2 1 4 5 1 4 3 0 0 7 2 0 0)
```

```
columns = (0 1 1 1 2)
```

```
rowIndex = (0 2 3 5)
```

When storing symmetric matrices, it is necessary to store only the upper or the lower triangular part of the matrix.

For example, consider the symmetric sparse matrix F :

$$F = \begin{bmatrix} 1 & 0 & 6 & 7 & * & * \\ 2 & 1 & 8 & 2 & * & * \\ 6 & 8 & 1 & 4 & * & * \\ 7 & 2 & 5 & 2 & * & * \\ * & * & * & * & 7 & 2 \\ * & * & * & * & 0 & 0 \end{bmatrix}$$

If the size of the block equals 2, then the sparse matrix F can be represented as a 3x3 block matrix G with the following structure:

$$G = \begin{bmatrix} L & M & * \\ M' & N & * \\ * & * & Q \end{bmatrix}$$

where

$$L = \begin{bmatrix} 1 & 0 \\ 2 & 1 \end{bmatrix}, M = \begin{bmatrix} 6 & 7 \\ 8 & 2 \end{bmatrix}, M' = \begin{bmatrix} 6 & 8 \\ 7 & 2 \end{bmatrix}, N = \begin{bmatrix} 1 & 4 \\ 5 & 2 \end{bmatrix}, Q = \begin{bmatrix} 7 & 2 \\ 0 & 0 \end{bmatrix}$$

The symmetric matrix F can be represented in this 3-array variation of the BSR format (storing only upper triangular) as follows:

one-based indexing

values = (1 2 0 1 6 8 7 2 1 5 4 2 7 0 2 0)

columns = (1 2 2 3)

rowIndex = (1 3 4 5)

zero-based indexing

values = (1 0 2 1 6 7 8 2 1 4 5 2 7 2 0 0)

columns = (0 1 1 2)

rowIndex = (0 2 3 4)

Routine and Function Arguments

B

The major arguments in the BLAS routines are vector and matrix, whereas VML functions work on vector arguments only. The sections that follow discuss each of these arguments and provide examples.

Vector Arguments in BLAS

Vector arguments are passed in one-dimensional arrays. The array dimension (length) and vector increment are passed as integer variables. The length determines the number of elements in the vector. The increment (also called stride) determines the spacing between vector elements and the order of the elements in the array in which the vector is passed.

A vector of length n and increment $incx$ is passed in a one-dimensional array x whose values are defined as

$x(1), x(1+|incx|), \dots, x(1+(n-1)*|incx|)$

If $incx$ is positive, then the elements in array x are stored in increasing order. If $incx$ is negative, the elements in array x are stored in decreasing order with the first element defined as $x(1+(n-1)*|incx|)$. If $incx$ is zero, then all elements of the vector have the same value, $x(1)$. The dimension of the one-dimensional array that stores the vector must always be at least

$idimx = 1 + (n-1)*|incx|$

Example B-1 One-dimensional Real Array

Let $x(1:7)$ be the one-dimensional real array

$x = (1.0, 3.0, 5.0, 7.0, 9.0, 11.0, 13.0)$.

If $incx = 2$ and $n = 3$, then the vector argument with elements in order from first to last is $(1.0, 5.0, 9.0)$.

If $incx = -2$ and $n = 4$, then the vector elements in order from first to last is $(13.0, 9.0, 5.0, 1.0)$.

If $incx = 0$ and $n = 4$, then the vector elements in order from first to last is $(1.0, 1.0, 1.0, 1.0)$.

One-dimensional substructures of a matrix, such as the rows, columns, and diagonals, can be passed as vector arguments with the starting address and increment specified. In Fortran, storing the m -by- n matrix is based on column-major ordering where the increment between elements in the same column is 1, the increment between elements in the same row is m , and the increment between elements on the same diagonal is $m + 1$.

Example B-2 Two-dimensional Real Matrix

Let a be the real 5 x 4 matrix declared as `REAL A (5,4)`.

To scale the third column of a by 2.0, use the BLAS routine `sscal` with the following calling sequence:

```
callsscal (5, 2.0, a(1,3), 1)
```

To scale the second row, use the statement:

```
callsscal (4, 2.0, a(2,1), 5)
```

To scale the main diagonal of A by 2.0, use the statement:

```
callsscal (5, 2.0, a(1,1), 6)
```



NOTE. The default vector argument is assumed to be 1.

Vector Arguments in VML

Vector arguments of VML mathematical functions are passed in one-dimensional arrays with unit vector increment. It means that a vector of length n is passed contiguously in an array a whose values are defined as $a[0]$, $a[1]$, ..., $a[n-1]$ (for C- interface).

To accommodate for arrays with other increments, or more complicated indexing, VML contains auxiliary pack/unpack functions that gather the array elements into a contiguous vector and then scatter them after the computation is complete.

Generally, if the vector elements are stored in a one-dimensional array a as

```
a[m0], a[m1], ..., a[mn-1]
```

and need to be regrouped into an array y as

```
y[k0], y[k1], ..., y[kn-1],
```

VML pack/unpack functions can use one of the following indexing methods:

Positive Increment Indexing

```
kj = incy * j, mj = inca * j, j = 0, ..., n-1
```

Constraint: $incy > 0$ and $inca > 0$.

For example, setting $incy = 1$ specifies gathering array elements into a contiguous vector.

This method is similar to that used in BLAS, with the exception that negative and zero increments are not permitted.

Index Vector Indexing

$kj = iy[j], mj = ia[j], j = 0, \dots, n-1,$

where ia and iy are arrays of length n that contain index vectors for the input and output arrays a and y , respectively.

Mask Vector Indexing

Indices kj, mj are such that:

$my[kj] \neq 0, ma[mj] \neq 0, j = 0, \dots, n-1,$

where ma and my are arrays that contain mask vectors for the input and output arrays a and y , respectively.

Matrix Arguments

Matrix arguments of the Intel® Math Kernel Library routines can be stored in either one- or two-dimensional arrays, using the following storage schemes:

- **conventional full storage** (in a two-dimensional array)
- **packed storage** for Hermitian, symmetric, or triangular matrices (in a one-dimensional array)
- **band storage** for band matrices (in a two-dimensional array)
- **rectangular full packed storage** for symmetric, Hermitian, or triangular matrices as compact as the Packed storage while maintaining efficiency by using Level 3 BLAS/LAPACK kernels.

Full storage is the following obvious scheme: a matrix A is stored in a two-dimensional array a , with the matrix element a_{ij} stored in the array element $a(i, j)$.

If a matrix is triangular (upper or lower, as specified by the argument *uplo*), only the elements of the relevant triangle are stored; the remaining elements of the array need not be set.

Routines that handle symmetric or Hermitian matrices allow for either the upper or lower triangle of the matrix to be stored in the corresponding elements of the array:

if *uplo* = 'U', a_{ij} is stored in $a(i, j)$ for $i \leq j$, other elements of a need not be set.

if *uplo* = 'L', a_{ij} is stored in $a(i, j)$ for $j \leq i$, other elements of a need not be set.

Packed storage allows you to store symmetric, Hermitian, or triangular matrices more compactly: the relevant triangle (again, as specified by the argument *uplo*) is packed by columns in a one-dimensional array *ap*:

if $uplo = 'U'$, a_{ij} is stored in $ap(i+j(j-1)/2)$ for $i \leq j$

if $uplo = 'L'$, a_{ij} is stored in $ap(i+(2*n-j)*(j-1)/2)$ for $j \leq i$.

In descriptions of LAPACK routines, arrays with packed matrices have names ending in p .

Band storage is as follows: an m -by- n band matrix with kl non-zero sub-diagonals and ku non-zero super-diagonals is stored compactly in a two-dimensional array ab with $kl+ku+1$ rows and n columns. Columns of the matrix are stored in the corresponding columns of the array, and diagonals of the matrix are stored in rows of the array. Thus,

a_{ij} is stored in $ab(ku+1+i-j, j)$ for $\max(1, j-ku) \leq i \leq \min(n, j+kl)$.

Use the band storage scheme only when kl and ku are much less than the matrix size n . Although the routines work correctly for all values of kl and ku , using the band storage is inefficient if your matrices are not really banded.

The band storage scheme is illustrated by the following example, when

$m = n = 6$, $kl = 2$, $ku = 1$

Array elements marked * are not used by the routines:

Banded matrix A						Band storage of A					
a_{11}	a_{12}	0	0	0	0	*	a_{12}	a_{23}	a_{34}	a_{45}	a_{56}
a_{21}	a_{22}	a_{23}	0	0	0	a_{11}	a_{22}	a_{33}	a_{44}	a_{55}	a_{66}
a_{31}	a_{42}	a_{43}	a_{34}	0	0	a_{21}	a_{32}	a_{43}	a_{54}	a_{65}	*
0	a_{42}	a_{43}	a_{44}	a_{45}	0	a_{31}	a_{42}	a_{53}	a_{64}	*	*
0	0	a_{53}	a_{54}	a_{55}	a_{56}						
0	0	0	a_{64}	a_{65}	a_{66}						

When a general band matrix is supplied for *LU factorization*, space must be allowed to store kl additional super-diagonals generated by fill-in as a result of row interchanges. This means that the matrix is stored according to the above scheme, but with $kl + ku$ super-diagonals. Thus,

a_{ij} is stored in $ab(kl+ku+1+i-j, j)$ for $\max(1, j-ku) \leq i \leq \min(n, j+kl)$.

The band storage scheme for LU factorization is illustrated by the following example, when $m = n = 6$, $kl = 2$, $ku = 1$:

Banded matrix A						Band storage of A					
a_{11}	a_{12}	0	0	0	0	*	*	*	+	+	+
a_{21}	a_{22}	a_{23}	0	0	0	*	*	+	+	+	+
a_{31}	a_{42}	a_{43}	a_{34}	0	0	*	a_{12}	a_{23}	a_{34}	a_{45}	a_{56}
0	a_{42}	a_{43}	a_{44}	a_{45}	0	a_{11}	a_{22}	a_{33}	a_{44}	a_{55}	a_{66}
0	0	a_{53}	a_{54}	a_{55}	a_{56}	a_{21}	a_{32}	a_{43}	a_{54}	a_{65}	*
0	0	0	a_{64}	a_{65}	a_{66}	a_{31}	a_{42}	a_{53}	a_{64}	*	*

Array elements marked * are not used by the routines; elements marked + need not be set on entry, but are required by the LU factorization routines to store the results. The input array will be overwritten on exit by the details of the LU factorization as follows:

*	*	*	u_{14}	u_{25}	u_{36}
*	*	u_{13}	u_{24}	u_{35}	u_{46}
*	u_{12}	u_{23}	u_{34}	u_{45}	u_{56}
u_{11}	u_{22}	u_{33}	u_{44}	u_{55}	u_{66}
m_{21}	m_{32}	m_{43}	m_{54}	m_{65}	*
m_{31}	m_{42}	m_{53}	m_{64}	*	*

where u_{ij} are the elements of the upper triangular matrix U, and m_{ij} are the multipliers used during factorization.

Triangular band matrices are stored in the same format, with either $kl=0$ if upper triangular, or $ku=0$ if lower triangular. For symmetric or Hermitian band matrices with k sub-diagonals or super-diagonals, you need to store only the upper or lower triangle, as specified by the argument *uplo*:

if *uplo* = 'U', a_{ij} is stored in $ab(k+1+i-j, j)$ for $\max(1, j-k) \leq i \leq j$

if *uplo* = 'L', a_{ij} is stored in $ab(1+i-j, j)$ for $j \leq i \leq \min(n, j+k)$.

In descriptions of LAPACK routines, arrays that hold matrices in band storage have names ending in *b*.

In Fortran, column-major ordering of storage is assumed. This means that elements of the same column occupy successive storage locations.

Three quantities are usually associated with a two-dimensional array argument: its leading dimension, which specifies the number of storage locations between elements in the same row, its number of rows, and its number of columns. For a matrix in full storage, the leading dimension of the array must be at least as large as the number of rows in the matrix.

A character transposition parameter is often passed to indicate whether the matrix argument is to be used in normal or transposed form or, for a complex matrix, if the conjugate transpose of the matrix is to be used.

The values of the transposition parameter for these three cases are the following:

'N' or 'n'	normal (no conjugation, no transposition)
'T' or 't'	transpose
'C' or 'c'	conjugate transpose.

Example B-3 Two-Dimensional Complex Array

Suppose $A(1:5, 1:4)$ is the complex two-dimensional array presented by matrix

$$\begin{bmatrix} (1.1, 0.11) & (1.2, 0.12) & (1.3, 0.13) & (1.4, 0.14) \\ (2.1, 0.21) & (2.2, 0.22) & (2.3, 0.23) & (1.4, 0.24) \\ (3.1, 0.31) & (3.2, 0.32) & (3.3, 0.33) & (1.4, 0.34) \\ (4.1, 0.41) & (4.2, 0.42) & (4.3, 0.43) & (1.4, 0.44) \\ (5.1, 0.51) & (5.2, 0.52) & (5.3, 0.53) & (1.4, 0.54) \end{bmatrix}$$

Let *transa* be the transposition parameter, *m* be the number of rows, *n* be the number of columns, and *lda* be the leading dimension. Then if

transa = 'N', *m* = 4, *n* = 2, and *lda* = 5, the matrix argument would be

$$\begin{bmatrix} (1.1, 0.11) & (1.2, 0.12) \\ (2.1, 0.21) & (2.2, 0.22) \\ (3.1, 0.31) & (3.2, 0.32) \\ (4.1, 0.41) & (4.2, 0.42) \end{bmatrix}$$

If `transa = 'T'`, `m = 4`, `n = 2`, and `lda = 5`, the matrix argument would be

$$\begin{bmatrix} (1.1, 0.11) & (2.1, 0.21) & (3.1, 0.31) & (4.1, 0.41) \\ (1.2, 0.12) & (2.2, 0.22) & (3.2, 0.32) & (4.2, 0.42) \end{bmatrix}$$

If `transa = 'C'`, `m = 4`, `n = 2`, and `lda = 5`, the matrix argument would be

$$\begin{bmatrix} (1.1, -0.11) & (2.1, -0.21) & (3.1, -0.31) & (4.1, -0.41) \\ (1.2, -0.12) & (2.2, -0.22) & (3.2, -0.32) & (4.2, -0.42) \end{bmatrix}$$

Note that care should be taken when using a leading dimension value which is different from the number of rows specified in the declaration of the two-dimensional array. For example, suppose the array `A` above is declared as `COMPLEX A (5,4)`.

Then if `transa = 'N'`, `m = 3`, `n = 4`, and `lda = 4`, the matrix argument will be

$$\begin{bmatrix} (1.1, 0.11) & (5.1, 0.51) & (4.2, 0.42) & (3.3, 0.33) \\ (2.1, 0.21) & (1.2, 0.12) & (5.2, 0.52) & (4.3, 0.43) \\ (3.1, 0.31) & (2.2, 0.22) & (1.3, 0.13) & (5.3, 0.53) \end{bmatrix}$$

Rectangular Full Packed storage allows you to store symmetric, Hermitian, or triangular matrices as compact as the Packed storage while maintaining efficiency by using Level 3 BLAS/LAPACK kernels. To store an n -by- n triangle (and suppose for simplicity that n is even), you partition the triangle into three parts: two $n/2$ -by- $n/2$ triangles and an $n/2$ -by- $n/2$ square, then pack this as an n -by- $n/2$ rectangle (or $n/2$ -by- n rectangle), by transposing (or transpose-conjugating) one of the triangles and packing it next to the other triangle. Since the two triangles are stored in full storage, you can use existing efficient routines on them.

There are eight cases of RFP storage representation: when n is even or odd, the packed matrix is transposed or not, the triangular matrix is lower or upper. See below for all the eight storage schemes illustrated:

n is odd, A is lower triangular

Full format	RFPF (not transposed)	RFPF (transposed)
a_{11} X X X X X X	a_{11} a_{55} a_{65} a_{75}	
a_{21} a_{22} X X X X X	a_{21} a_{22} a_{66} a_{76}	
a_{31} a_{32} a_{33} X X X X	a_{31} a_{32} a_{33} a_{77}	a_{11} a_{21} a_{31} a_{41} a_{51} a_{61} a_{71}
a_{41} a_{42} a_{43} a_{44} X X X	a_{41} a_{42} a_{43} a_{44}	a_{55} a_{22} a_{32} a_{42} a_{52} a_{62} a_{72}
a_{51} a_{52} a_{53} a_{54} a_{55} X X	a_{51} a_{52} a_{53} a_{54}	a_{65} a_{66} a_{33} a_{43} a_{53} a_{63} a_{73}
a_{61} a_{62} a_{63} a_{64} a_{65} a_{66} X	a_{61} a_{62} a_{63} a_{64}	a_{75} a_{76} a_{77} a_{44} a_{54} a_{64} a_{74}
a_{71} a_{72} a_{73} a_{74} a_{75} a_{76} a_{77}	a_{71} a_{72} a_{73} a_{74}	

n is even, A is lower triangular

Full format	RFPF (not transposed)	RFPF (transposed)
a_{11} X X X X X	a_{44} a_{54} a_{64}	
a_{21} a_{22} X X X X	a_{11} a_{55} a_{65}	
a_{31} a_{32} a_{33} X X X	a_{21} a_{22} a_{66}	a_{44} a_{11} a_{21} a_{31} a_{41} a_{51} a_{61}
a_{41} a_{42} a_{43} a_{44} X X	a_{31} a_{32} a_{33}	a_{54} a_{55} a_{22} a_{32} a_{42} a_{52} a_{62}
a_{51} a_{52} a_{53} a_{54} a_{55} X	a_{41} a_{42} a_{43}	a_{64} a_{65} a_{66} a_{33} a_{43} a_{53} a_{63}
a_{61} a_{62} a_{63} a_{64} a_{65} a_{66}	a_{51} a_{52} a_{53}	
	a_{61} a_{62} a_{63}	

n is odd, A is upper triangular

Full format							RFPF (not transposed)				RFPF (transposed)						
a_{11}	a_{12}	a_{13}	a_{14}	a_{15}	a_{16}	a_{17}	a_{14}	a_{15}	a_{16}	a_{17}							
X	a_{22}	a_{23}	a_{24}	a_{25}	a_{26}	a_{27}	a_{24}	a_{25}	a_{26}	a_{27}							
X	X	a_{33}	a_{34}	a_{35}	a_{36}	a_{37}	a_{34}	a_{35}	a_{36}	a_{37}	a_{14}	a_{24}	a_{34}	a_{44}	a_{11}	a_{12}	a_{13}
X	X	X	a_{44}	a_{45}	a_{46}	a_{47}	a_{44}	a_{45}	a_{46}	a_{47}	a_{15}	a_{25}	a_{35}	a_{45}	a_{55}	a_{22}	a_{23}
X	X	X	X	a_{55}	a_{56}	a_{57}	a_{11}	a_{55}	a_{56}	a_{57}	a_{16}	a_{26}	a_{36}	a_{46}	a_{56}	a_{66}	a_{33}
X	X	X	X	X	a_{66}	a_{67}	a_{12}	a_{22}	a_{66}	a_{67}	a_{17}	a_{27}	a_{37}	a_{47}	a_{57}	a_{67}	a_{77}
X	X	X	X	X	X	a_{77}	a_{13}	a_{23}	a_{33}	a_{77}							

n is even, A is upper triangular

Full format							RFPF (not transposed)				RFPF (transposed)						
a_{11}	a_{12}	a_{13}	a_{14}	a_{15}	a_{16}		a_{14}	a_{15}	a_{16}								
X	a_{22}	a_{23}	a_{24}	a_{25}	a_{26}		a_{24}	a_{25}	a_{26}								
X	X	a_{33}	a_{34}	a_{35}	a_{36}		a_{34}	a_{35}	a_{36}		a_{14}	a_{24}	a_{34}	a_{44}	a_{11}	a_{12}	a_{13}
X	X	X	a_{44}	a_{45}	a_{46}		a_{44}	a_{45}	a_{46}		a_{15}	a_{25}	a_{35}	a_{45}	a_{55}	a_{22}	a_{23}
X	X	X	X	a_{55}	a_{56}		a_{11}	a_{55}	a_{56}		a_{16}	a_{26}	a_{36}	a_{46}	a_{56}	a_{66}	a_{33}
X	X	X	X	X	a_{66}		a_{12}	a_{22}	a_{66}								
							a_{13}	a_{23}	a_{33}								

Intel MKL provides a number of routines such as [?hfrk](#), [?sfrk](#) performing BLAS operations working directly on RFP matrices, as well as some conversion routines, for instance, [?tpttf](#) goes from the standard packed format to RFP and [?trttf](#) goes from the full format to RFP.

Please refer to the Netlib site for more information.

Note that in the descriptions of LAPACK routines, arrays with RFP matrices have names ending in `fp`.

Code Examples



This appendix presents code examples of using some Intel MKL routines and functions. You can find here example code written in both Fortran and C.

Please refer to respective chapters in the manual for detailed descriptions of function parameters and operation.

BLAS Code Examples

Example C-1. Using BLAS Level 1 Function

The following example illustrates a call to the BLAS Level 1 function `sdot`. This function performs a vector-vector operation of computing a scalar product of two single-precision real vectors x and y .

Parameters

<i>n</i>	Specifies the number of elements in vectors x and y .
<i>incx</i>	Specifies the increment for the elements of x .
<i>incy</i>	Specifies the increment for the elements of y .

```
program dot_main
real x(10), y(10), sdot, res
integer n, incx, incy, i
external sdot
n = 5
incx = 2
incy = 1
do i = 1, 10
    x(i) = 2.0e0
    y(i) = 1.0e0
end do
res = sdot (n, x, incx, y, incy)
print*, `SDOT = `, res
end
```

As a result of this program execution, the following line is printed:

SDOT = 10.000

Example C-2. Using BLAS Level 1 Routine

The following example illustrates a call to the BLAS Level 1 routine `scopy`. This routine performs a vector-vector operation of copying a single-precision real vector x to a vector y .

Parameters

<i>n</i>	Specifies the number of elements in vectors <i>x</i> and <i>y</i> .
<i>incx</i>	Specifies the increment for the elements of <i>x</i> .
<i>incy</i>	Specifies the increment for the elements of <i>y</i> .

```

program copy_main
real x(10), y(10)
integer n, incx, incy, i
n = 3
incx = 3
incy = 1
do i = 1, 10
    x(i) = i
end do
call scopy (n, x, incx, y, incy)
print*, 'Y = ', (y(i), i = 1, n)
end

```

As a result of this program execution, the following line is printed:

Y = 1.00000 4.00000 7.00000

Example C-3. Using BLAS Level 2 Routine

The following example illustrates a call to the BLAS Level 2 routine `sger`. This routine performs a matrix-vector operation

$a := \alpha x y' + a.$

Parameters

<i>alpha</i>	Specifies a scalar <i>alpha</i> .
<i>x</i>	<i>m</i> -element vector.
<i>y</i>	<i>n</i> -element vector.
<i>a</i>	<i>m</i> -by- <i>n</i> matrix.

```

program ger_main
real a(5,3), x(10), y(10), alpha
integer m, n, incx, incy, i, j, lda
m = 2
n = 3
lda = 5
incx = 2
incy = 1
alpha = 0.5
do i = 1, 10

```

```

    x(i) = 1.0
    y(i) = 1.0
end do
do i = 1, m
    do j = 1, n
        a(i,j) = j
    end do
end do
call sger (m, n, alpha, x, incx, y, incy, a, lda)
print*, `Matrix A: `
do i = 1, m
    print*, (a(i,j), j = 1, n)
end do
end

```

As a result of this program execution, matrix *a* is printed as follows:

Matrix A:

```

1.50000 2.50000 3.50000
1.50000 2.50000 3.50000

```

Example C-4. Using BLAS Level 3 Routine

The following example illustrates a call to the BLAS Level 3 routine `ssymm`. This routine performs a matrix-matrix operation

c := *alpha***a***b*' + *beta***c*.

Parameters

<i>alpha</i>	Specifies a scalar <i>alpha</i> .
<i>beta</i>	Specifies a scalar <i>beta</i> .
<i>a</i>	Symmetric matrix
<i>b</i>	<i>m</i> -by- <i>n</i> matrix
<i>c</i>	<i>m</i> -by- <i>n</i> matrix

```

program symm_main
real a(3,3), b(3,2), c(3,3), alpha, beta
integer m, n, lda, ldb, ldc, i, j
character uplo, side
uplo = 'u'
side = 'l'
m = 3
n = 2
lda = 3
ldb = 3
ldc = 3

```

```
alpha = 0.5
beta = 2.0
do i = 1, m
    do j = 1, m
        a(i,j) = 1.0
    end do
end do
do i = 1, m
    do j = 1, n
        c(i,j) = 1.0
        b(i,j) = 2.0
    end do
end do
call ssymm (side, uplo, m, n, alpha,
a, lda, b, ldb, beta, c, ldc)
print*, 'Matrix C: '
do i = 1, m
    print*, (c(i,j), j = 1, n)
end do
end
```

As a result of this program execution, matrix *c* is printed as follows:

Matrix C:

5.00000 5.00000

5.00000 5.00000

5.00000 5.00000

The following example illustrates a call from a C program to the complex BLAS Level 1 function `zdotc()`. This function computes the dot product of two double-precision complex vectors.

Example C-5. Calling a Complex BLAS Level 1 Function from C

In this example, the complex dot product is returned in the structure *c*.

```
#define N 5
void main()
{
    int n, inca = 1, incb = 1, i;
    typedef struct{ double re; double im; } complex16;
    complex16 a[N], b[N], c;
    void zdotc();
    n = N;
    for( i = 0; i < n; i++ ){
        a[i].re = (double)i; a[i].im = (double)i * 2.0;
        b[i].re = (double)(n - i); b[i].im = (double)i * 2.0;
    }
}
```

```

zdotc( &c, &n, a, &inca, b, &incb );
printf( "The complex dot product is: ( %.2f, %.2f )\n", c.re, c.im );
}

```



NOTE. Instead of calling BLAS directly from C programs, you might wish to use the CBLAS interface; this is the supported way of calling BLAS from C. For more information about CBLAS, see [Appendix D](#), which presents CBLAS, the C interface to the Basic Linear Algebra Subprograms (BLAS) implemented in Intel® MKL.

Fourier Transform Functions Code Examples

This section presents code examples of functions described in the “[FFT Functions](#)” and “[Cluster FFT Functions](#)” sections in the “Fourier Transform Functions” chapter. The examples are grouped in subsections

- [Examples for FFT Functions](#), including [Examples of Using Multi-Threading for FFT Computation](#)
- [Examples for Cluster FFT Functions](#)
- [Auxiliary data transformations](#).

FFT Code Examples

This section presents code examples of using the FFT interface functions described in “[Fourier Transform Functions](#)” chapter. Here are the examples of two one-dimensional computations. These examples use the default settings for all of the configuration parameters, which are specified in “[Configuration Settings](#)”.

Example C-6 One-dimensional In-place FFT (Fortran Interface)

```

! Fortran example.
! 1D complex to complex, and real to conjugate-even
Use MKL_DFTI
Complex :: X(32)
Real :: Y(34)
type(DFTI_DESCRIPTOR), POINTER :: My_Desc1_Handle, My_Desc2_Handle
Integer :: Status
!...put input data into X(1),...,X(32); Y(1),...,Y(32)

! Perform a complex to complex transform
Status = DftiCreateDescriptor( My_Desc1_Handle, DFTI_SINGLE,&
    DFTI_COMPLEX, 1, 32 )
Status = DftiCommitDescriptor( My_Desc1_Handle )
Status = DftiComputeForward( My_Desc1_Handle, X )

```

```
Status = DftiFreeDescriptor(My_Desc1_Handle)
! result is given by {X(1),X(2),...,X(32)}

! Perform a real to complex conjugate-even transform
Status = DftiCreateDescriptor(My_Desc2_Handle, DFTI_SINGLE,&
    DFTI_REAL, 1, 32)
Status = DftiCommitDescriptor(My_Desc2_Handle)
Status = DftiComputeForward(My_Desc2_Handle, Y)
Status = DftiFreeDescriptor(My_Desc2_Handle)
! result is given in CCS format.
```

Example C-7 One-dimensional Out-of-place FFT (Fortran Interface)

```
! Fortran example.
! 1D complex to complex, and real to conjugate-even
Use MKL_DFTI
Complex :: X_in(32)
Complex :: X_out(32)
Real :: Y_in(32)
Real :: Y_out(34)
type(DFTI_DESCRIPTOR), POINTER :: My_Desc1_Handle, My_Desc2_Handle
Integer :: Status
...put input data into X_in(1),...,X_in(32); Y_in(1),...,Y_in(32)
! Perform a complex to complex transform
Status = DftiCreateDescriptor( My_Desc1_Handle, DFTI_SINGLE,
DFTI_COMPLEX, 1, 32 )
Status = DftiSetValue( My_Desc1_Handle, DFTI_PLACEMENT, DFTI_NOT_INPLACE)
Status = DftiCommitDescriptor( My_Desc1_Handle )
Status = DftiComputeForward( My_Desc1_Handle, X_in, X_out )
Status = DftiFreeDescriptor(My_Desc1_Handle)
! result is given by {X_out(1),X_out(2),...,X_out(32)}
! Perform a real to complex conjugate-even transform
Status = DftiCreateDescriptor(My_Desc2_Handle, DFTI_SINGLE,
DFTI_REAL, 1, 32)
Status = DftiSetValue( My_Desc2_Handle, DFTI_PLACEMENT, DFTI_NOT_INPLACE)
Status = DftiCommitDescriptor(My_Desc2_Handle)
Status = DftiComputeForward(My_Desc2_Handle, Y_in, Y_out)
Status = DftiFreeDescriptor(My_Desc2_Handle)
! result is given by Y_out in CCS format.
```

Example C-8 One-dimensional In-place FFT (C Interface)

```
/* C example, float_Complex is defined in C9X */
#include "mkl_dfti.h"
float_Complex x[32];
```

```

float y[34];
DFTI_DESCRIPTOR_HANDLE my_desc1_handle;
DFTI_DESCRIPTOR_HANDLE my_desc2_handle;
MKL_LONG status;
//...put input data into x[0],...,x[31]; y[0],...,y[31]
status = DftiCreateDescriptor( &my_desc1_handle, DFTI_SINGLE,
    DFTI_COMPLEX, 1, 32);
status = DftiCommitDescriptor( my_desc1_handle );
status = DftiComputeForward( my_desc1_handle, x);
status = DftiFreeDescriptor(&my_desc1_handle);
/* result is x[0], ..., x[31]*/
status = DftiCreateDescriptor( &my_desc2_handle, DFTI_SINGLE,
    DFTI_REAL, 1, 32);
status = DftiCommitDescriptor( my_desc2_handle);
status = DftiComputeForward( my_desc2_handle, y);
status = DftiFreeDescriptor(&my_desc2_handle);
/* result is given in CCS format*/

```

Example C-9 One-dimensional Out-of-place FFT (C Interface)

```

/* C example, float _Complex is defined in C9X */
#include "mkl_dfti.h"
float _Complex x_in[32];
float _Complex x_out[32];
float y_in[32];
float y_out[34];

DFTI_DESCRIPTOR_HANDLE my_desc1_handle;
DFTI_DESCRIPTOR_HANDLE my_desc2_handle;
MKL_LONG status;
//...put input data into x_in[0],...,x_in[31]; y_in[0],...,y_in[31]
status = DftiCreateDescriptor( &my_desc1_handle, DFTI_SINGLE,
    DFTI_COMPLEX, 1, 32);
status = DftiSetValue( my_desc1_handle, DFTI_PLACEMENT, DFTI_NOT_INPLACE);
status = DftiCommitDescriptor( my_desc1_handle );
status = DftiComputeForward( my_desc1_handle, x_in, x_out);
status = DftiFreeDescriptor(&my_desc1_handle);
/* result is x_out[0], ..., x_out[31]*/
status = DftiCreateDescriptor( &my_desc2_handle, DFTI_SINGLE,
    DFTI_REAL, 1, 32);
Status = DftiSetValue( My_Desc2_Handle, DFTI_PLACEMENT, DFTI_NOT_INPLACE);
status = DftiCommitDescriptor( my_desc2_handle);
status = DftiComputeForward( my_desc2_handle, y_in, y_out);
status = DftiFreeDescriptor(&my_desc2_handle);
/* result is given by y_out in CCS format*

```

Example C-10 Two-dimensional FFT (Fortran Interface)

The following is an example of two simple two-dimensional transforms. Notice that the data and result parameters in computation functions are all declared as assumed-size rank-1 array `DIMENSION(0:*)`. Therefore two-dimensional array must be transformed to one-dimensional array by `EQUIVALENCE` statement or other facilities of Fortran.

```
! Fortran example.
! 2D complex to complex, and real to conjugate-even
Use MKL_DFTI
Complex :: X_2D(32,100)
Real :: Y_2D(34, 102)
Complex :: X(3200)
Real :: Y(3468)
Equivalence (X_2D, X)
Equivalence (Y_2D, Y)
type(DFTI_DESCRIPTOR), POINTER :: My_Desc1_Handle, My_Desc2_Handle
Integer :: Status, L(2)
!...put input data into X_2D(j,k), Y_2D(j,k), 1<=j<=32, 1<=k<=100
!...set L(1) = 32, L(2) = 100
!...the transform is a 32-by-100

! Perform a complex to complex transform
Status = DftiCreateDescriptor( My_Desc1_Handle, DFTI_SINGLE,&
    DFTI_COMPLEX, 2, L)
Status = DftiCommitDescriptor( My_Desc1_Handle)
Status = DftiComputeForward( My_Desc1_Handle, X)
Status = DftiFreeDescriptor(My_Desc1_Handle)
! result is given by X_2D(j,k), 1<=j<=32, 1<=k<=100

! Perform a real to complex conjugate-even transform
Status = DftiCreateDescriptor( My_Desc2_Handle, DFTI_SINGLE,&
    DFTI_REAL, 2, L)
Status = DftiCommitDescriptor( My_Desc2_Handle)
Status = DftiComputeForward( My_Desc2_Handle, Y)
Status = DftiFreeDescriptor(My_Desc2_Handle)
! result is given by the complex value z(j,k) 1<=j<=32; 1<=k<=100
! and is stored in CCS format
```

Example C-11 Two-dimensional FFT (C Interface)

```
/* C99 example */
#include "mkl_dfti.h"
float _Complex x[32][100];
float y[34][102];
DFTI_DESCRIPTOR_HANDLE my_desc1_handle;
DFTI_DESCRIPTOR_HANDLE my_desc2_handle;
```



```

MKL_LONG status, l[2];
//...put input data into x[j][k] 0<=j<=31, 0<=k<=99
//...put input data into y[j][k] 0<=j<=31, 0<=k<=99
l[0] = 32; l[1] = 100;
status = DftiCreateDescriptor( &my_desc1_handle, DFTI_SINGLE,
                               DFTI_COMPLEX, 2, 1);
status = DftiCommitDescriptor( my_desc1_handle);
status = DftiComputeForward( my_desc1_handle, x);
status = DftiFreeDescriptor(&my_desc1_handle);
/* result is the complex value x[j][k], 0<=j<=31, 0<=k<=99 */
status = DftiCreateDescriptor( &my_desc2_handle, DFTI_SINGLE,
                               DFTI_REAL, 2, 1);
status = DftiCommitDescriptor( my_desc2_handle);
status = DftiComputeForward( my_desc2_handle, y);
status = DftiFreeDescriptor(&my_desc2_handle);
/* result is the complex value z(j,k) 0<=j<=31; 0<=k<=99
/* and is stored in CCS format*/

```

The following examples demonstrate how you can change the default configuration settings by using the `DftiSetValue` function.

For instance, to preserve the input data after the FFT computation, the configuration of the `DFTI_PLACEMENT` should be changed to "not in place" from the default choice of "in place."

Example C-12 Changing Default Settings (Fortran)

The code below illustrates how this can be done:

```

! Fortran example
! 1D complex to complex, not in place
Use MKL_DFTI
Complex :: X_in(32), X_out(32)
type(DFTI_DESCRIPTOR), POINTER :: My_Desc_Handle
Integer :: Status
!...put input data into X_in(j), 1<=j<=32
Status = DftiCreateDescriptor( My_Desc_Handle, & DFTI_SINGLE, DFTI_COMPLEX, 1, 32)
Status = DftiSetValue( My_Desc_Handle, DFTI_PLACEMENT, DFTI_NOT_INPLACE)
Status = DftiCommitDescriptor( My_Desc_Handle)
Status = DftiComputeForward( My_Desc_Handle, X_in, X_out)
Status = DftiFreeDescriptor( My_Desc_Handle)
! result is X_out(1),X_out(2),...,X_out(32)

```

Example C-13 Changing Default Settings (C)

```
/* C99 example */
#include "mkl_dfti.h"
float _Complex x_in[32], x_out[32];
DFTI_DESCRIPTOR_HANDLE my_desc_handle;
MKL_LONG status;
//...put input data into x_in[j], 0 <= j < 32
status = DftiCreateDescriptor( &my_desc_handle, DFTI_SINGLE,
    DFTI_COMPLEX, 1, 32);
status = DftiSetValue( my_desc_handle, DFTI_PLACEMENT, DFTI_NOT_INPLACE);
status = DftiCommitDescriptor( my_desc_handle);
status = DftiComputeForward( my_desc_handle, x_in, x_out);
status = DftiFreeDescriptor(&my_desc_handle);
/* result is x_out[0], x_out[1], ..., x_out[31] */
```

Example C-14 Using Status Checking Functions

The example illustrates the use of status checking functions described in [Chapter 11](#).

```
/* C */
DFTI_DESCRIPTOR_HANDLE desc;
MKL_LONG status;
// . . . descriptor creation and other code
status = DftiCommitDescriptor(desc);
if (status && !DftiErrorClass(status,DFTI_NO_ERROR))
{
    printf ('Error: %s\n', DftiErrorMessage(status));
}

! Fortran
type(DFTI_DESCRIPTOR), POINTER :: desc
integer status
! ...descriptor creation and other code
status = DftiCommitDescriptor(desc)
if (status .ne. 0) then
    if (.not. DftiErrorClass(status,DFTI_NO_ERROR) then
        print *, 'Error: ', DftiErrorMessage(status)
    endif
endif
endif
```

Example C-15. Computing 2D FFT by One-Dimensional Transforms

Below is an example where a 20-by-40 two-dimensional FFT is computed explicitly using one-dimensional transforms. Notice that the data and result parameters in computation functions are all declared as assumed-size rank-1 array `DIMENSION(0:*)`. Therefore two-dimensional array must be transformed to one-dimensional array by `EQUIVALENCE` statement or other facilities of Fortran.

```
! Fortran
use mkl_dfti
Complex_:: X 2D(20,40)
Complex :: X(800)
Equivalence (X 2D, X)
INTEGER :: STRIDE(2)
type(DFTI_DESCRIPTOR), POINTER :: Desc_Handle_Dim1
type(DFTI_DESCRIPTOR), POINTER :: Desc_Handle_Dim2
! ...
Status = DftiCreateDescriptor(Desc_Handle_Dim1, DFTI_SINGLE,&
                             DFTI_COMPLEX, 1, 20)
Status = DftiCreateDescriptor(Desc_Handle_Dim2, DFTI_SINGLE,&
                             DFTI_COMPLEX, 1, 40)
! perform 40 one-dimensional transforms along 1st dimension
Status = DftiSetValue( Desc_Handle_Dim1, DFTI_NUMBER_OF_TRANSFORMS, 40 )
Status = DftiSetValue( Desc_Handle_Dim1, DFTI_INPUT_DISTANCE, 20 )
Status = DftiSetValue( Desc_Handle_Dim1, DFTI_OUTPUT_DISTANCE, 20 )
Status = DftiCommitDescriptor( Desc_Handle_Dim1 )
Status = DftiComputeForward( Desc_Handle_Dim1, X )
! perform 20 one-dimensional transforms along 2nd dimension
Stride(1) = 0; Stride(2) = 20
Status = DftiSetValue( Desc_Handle_Dim2, DFTI_NUMBER_OF_TRANSFORMS, 20 )
Status = DftiSetValue( Desc_Handle_Dim2, DFTI_INPUT_DISTANCE, 1 )
Status = DftiSetValue( Desc_Handle_Dim2, DFTI_OUTPUT_DISTANCE, 1 )
Status = DftiSetValue( Desc_Handle_Dim2, DFTI_INPUT_STRIDES, Stride )
Status = DftiSetValue( Desc_Handle_Dim2, DFTI_OUTPUT_STRIDES, Stride )
Status = DftiCommitDescriptor( Desc_Handle_Dim2 )
Status = DftiComputeForward( Desc_Handle_Dim2, X )
Status = DftiFreeDescriptor( Desc_Handle_Dim1 )
Status = DftiFreeDescriptor( Desc_Handle_Dim2 )

/* C */
#include "mkl_dfti.h"
float_Complex x[20][40];
MKL_LONG stride[2];
MKL_LONG status;
DFTI_DESCRIPTOR_HANDLE desc_handle_dim1;
DFTI_DESCRIPTOR_HANDLE desc_handle_dim2;
//...
status = DftiCreateDescriptor( &desc_handle_dim1, DFTI_SINGLE,
                             DFTI_COMPLEX, 1, 20 );
status = DftiCreateDescriptor( &desc_handle_dim2, DFTI_SINGLE,
```

```

DFTI_COMPLEX, 1, 40 );

/* perform 40 one-dimensional transforms along 1st dimension */
/* note that the 1st dimension data are not unit-stride */
stride[0] = 0; stride[1] = 40;
status = DftiSetValue( desc_handle_dim1, DFTI_NUMBER_OF_TRANSFORMS, 40 );
status = DftiSetValue( desc_handle_dim1, DFTI_INPUT_DISTANCE, 1 );
status = DftiSetValue( desc_handle_dim1, DFTI_OUTPUT_DISTANCE, 1 );
status = DftiSetValue( desc_handle_dim1, DFTI_INPUT_STRIDES, stride );
status = DftiSetValue( desc_handle_dim1, DFTI_OUTPUT_STRIDES, stride );
status = DftiCommitDescriptor( desc_handle_dim1 );
status = DftiComputeForward( desc_handle_dim1, x );
/* perform 20 one-dimensional transforms along 2nd dimension */
/* note that the 2nd dimension is unit stride */
status = DftiSetValue( desc_handle_dim2, DFTI_NUMBER_OF_TRANSFORMS, 20 );
status = DftiSetValue( desc_handle_dim2,
DFTI_INPUT_DISTANCE, 40 );
status = DftiSetValue( desc_handle_dim2,
DFTI_OUTPUT_DISTANCE, 40 );
status = DftiCommitDescriptor( desc_handle_dim2 );
status = DftiComputeForward( desc_handle_dim2, x );
status = DftiFreeDescriptor( &Desc_Handle_dim1 );
status = DftiFreeDescriptor( &Desc_Handle_dim2 );

```

The following are examples of real multi-dimensional transforms with CCE format storage of conjugate-even complex matrix. [Example C-16](#) is two-dimensional in-place transform and [Example C-17](#) is two-dimensional out-of-place transform in Fortran interface. [Example C-18](#) is three-dimensional out-of-place transform in C interface. Note that the data and result parameters in computation functions are all declared as assumed-size rank-1 array `DIMENSION(0:*)`. Therefore two-dimensional array must be transformed to one-dimensional array by `EQUIVALENCE` statement or other facilities of Fortran.

Example C-16. Two-Dimensional REAL In-place FFT (Fortran Interface)

```

! Fortran example.
! 2D and real to conjugate-even
Use MKL DFTI
Real :: X_2D(34,100) ! 34 = (32/2 + 1)*2
Real :: X(3400)
Equivalence (X_2D, X)
type(DFTI_DESCRIPTOR), POINTER :: My_Desc_Handle
Integer :: Status, L(2)
Integer :: strides_in(3)
Integer :: strides_out(3)
! ...put input data into X_2D(j,k), 1<=j=32,1<=k=100
! ...set L(1) = 32, L(2) = 100

```

```

! ...set strides_in(1) = 0, strides_in(2) = 1, strides_in(3) = 34
! ...set strides_out(1) = 0, strides_out(2) = 1, strides_out(3) = 17
! ...the transform is a 32-by-100
! Perform a real to complex conjugate-even transform
Status = DftiCreateDescriptor( My_Desc_Handle, DFTI_SINGLE,&
DFTI_REAL, 2, L )
Status = DftiSetValue(My_Desc_Handle, DFTI_CONJUGATE_EVEN_STORAGE,&
DFTI_COMPLEX_COMPLEX)
Status = DftiSetValue(My_Desc_Handle, DFTI_INPUT_STRIDES, strides_in)
Status = DftiSetValue(My_Desc_Handle, DFTI_OUTPUT_STRIDES, strides_out)
Status = DftiCommitDescriptor( My_Desc_Handle)
Status = DftiComputeForward( My_Desc_Handle, X )
Status = DftiFreeDescriptor(My_Desc_Handle)
! result is given by the complex value z(j,k) 1<=j<=17; 1<=k<=100 and
! is stored in real matrix X_2D in CCE format.

```

Example C-17. Two-Dimensional REAL Out-of-place FFT (Fortran Interface)

```

! Fortran example.
! 2D and real to conjugate-even
Use MKL_DFTI
Real :: X_2D(32,100)
Complex :: Y_2D(17, 100) ! 17 = 32/2 + 1
Real :: X(3200)
Complex :: Y(1700)
Equivalence (X_2D, X)
Equivalence (Y_2D, Y)
type(DFTI_DESCRIPTOR), POINTER :: My_Desc_Handle
Integer :: Status, L(2)
Integer :: strides_out(3)

! ...put input data into X_2D(j,k), 1<=j<=32,1<=k<=100
! ...set L(1) = 32, L(2) = 100
! ...set strides_out(1) = 0, strides_out(2) = 1, strides_out(3) = 17

! ...the transform is a 32-by-100
! Perform a real to complex conjugate-even transform
Status = DftiCreateDescriptor( My_Desc_Handle, DFTI_SINGLE,&
DFTI_REAL, 2, L )
Status = DftiSetValue(My_Desc_Handle,&
DFTI_CONJUGATE_EVEN_STORAGE, DFTI_COMPLEX_COMPLEX)
Status = DftiSetValue( My_Desc_Handle, DFTI_PLACEMENT, DFTI_NOT_INPLACE )
Status = DftiSetValue(My_Desc_Handle,&
DFTI_OUTPUT_STRIDES, strides_out)

Status = DftiCommitDescriptor(My_Desc_Handle)
Status = DftiComputeForward(My_Desc_Handle, X, Y)
Status = DftiFreeDescriptor(My_Desc_Handle)
! result is given by the complex value z(j,k) 1<=j<=17; 1<=k<=100 and
! is stored in complex matrix Y_2D in CCE format.

```

Example C-18. Three-Dimensional REAL FFT (C Interface)

```
/* C99 example */
#include "mkl_dfti.h"
float x[32][100][19];
float Complex y[32][100][10]; /* 10 = 19/2 + 1 */
DFTI_DESCRIPTOR_HANDLE my_desc_handle;
MKL_LONG status, l[3];
MKL_LONG strides_out[4];

//...put input data into x[j][k][s] 0<=j<=31, 0<=k<=99, 0<=s<=18
l[0] = 32; l[1] = 100; l[2] = 19;

strides_out[0] = 0; strides_out[1] = 1000;
strides_out[2] = 10; strides_out[3] = 1;

status = DftiCreateDescriptor( &my_desc_handle, DFTI_SINGLE,
DFTI_REAL, 3, l );
status = DftiSetValue(my_desc_handle,
DFTI_CONJUGATE_EVEN_STORAGE, DFTI_COMPLEX_COMPLEX);
status = DftiSetValue( my_desc_handle, DFTI_PLACEMENT, DFTI_NOT_INPLACE );
status = DftiSetValue(my_desc_handle,
DFTI_OUTPUT_STRIDES, strides_out);

status = DftiCommitDescriptor(my_desc_handle);
status = DftiComputeForward(my_desc_handle, x, y);
status = DftiFreeDescriptor(&my_desc_handle);
/* result is the complex value z(j,k,s) 0<=j<=31; 0<=k<=99, 0<=s<=9
and is stored in complex matrix y in CCE format. */
```

Examples of Using Multi-Threading for FFT Computation

The following sample program shows how to employ internal threading in Intel MKL for FFT computation (see case "a" in ["Number of user threads"](#)).

To specify the number of threads inside Intel MKL, use the following settings:

set MKL_NUM_THREADS = 1 for one-threaded mode;

set MKL_NUM_THREADS = 4 for multi-threaded mode.

Note that the configuration parameter DFTI_NUMBER_OF_USER_THREADS must be equal to its default value 1.

Example C-19 Using Intel MKL Internal Threading Mode

```
#include "mkl_dfti.h"

void main () {

float x[200][100];
DFTI_DESCRIPTOR_HANDLE my_desc1_handle;
MKL_LONG status, len[2];
//...put input data into x[j][k] 0<=j<=199, 0<=k<=99

len[0] = 200; len[1] = 100;
status = DftiCreateDescriptor( &my_desc1_handle, DFTI_SINGLE,DFTI_REAL, 2,
    len);
status = DftiCommitDescriptor(
my_desc1_handle);
status = DftiComputeForward(
my_desc1_handle, x);
status = DftiFreeDescriptor(&my_desc1_handle);
}
```

The following [Example C-20](#) and [Example C-21](#) illustrate a parallel customer program with each descriptor instance used only in a single thread (see cases "b" and "c" in [Number of user threads](#)).

Specify the number of threads for [Example C-20](#) like this:

set `MKL_SERIAL = yes` (or `YES`) for Intel MKL to work in the single-threaded mode (recommended);

set `OMP_NUM_THREADS = 4` for the customer program to work in the multi-threaded mode.

The configuration parameter `DFTI_NUMBER_OF_USER_THREADS` must have its default value of 1.

Example C-20. Using Parallel Mode with Multiple Descriptors Initialized in a Parallel Region

Note that in this example, the program can be transformed to become single-threaded at the customer level but using parallel mode within Intel MKL (case "a"). To achieve this, you need to set the parameter `DFTI_NUMBER_OF_TRANSFORMS = 4` and to set the corresponding parameter `DFTI_INPUT_DISTANCE = 5000`.

```
#include "mkl_dfti.h"
#include "omp.h"
void main ()
{
    float _Complex x[200][100];
```

```

MKL_LONG len[2];
//...put input data into x[j][k] 0<=j<=199, 0<=k<=99
len[0] = 50; len[1] = 100;

// each thread calculates real FFT for matrix (50*100)
#pragma omp parallel
{
    DFTI_DESCRIPTOR_HANDLE my_desc_handle;
    MKL_LONG myStatus;
    int myID = omp_get_thread_num ();

myStatus    = DftiCreateDescriptor (&my_desc_handle, DFTI_SINGLE,
DFTI_COMPLEX, 2, len);
    myStatus = DftiCommitDescriptor (my_desc_handle);
    myStatus = DftiComputeForward (my_desc_handle, &x[myID * len[0] * len[1]]);
    myStatus = DftiFreeDescriptor (&my_desc_handle);
} /* End OpenMP parallel region */
}

```

Specify the number of threads for [Example C-21](#) like this:

set MKL_NUM_THREADS = 1 for Intel MKL to work in the single-threaded mode (obligatory);

set OMP_NUM_THREADS = 4 for the customer program to work in the multi-threaded mode.

The configuration parameter DFTI_NUMBER_OF_USER_THREADS must have the default value of 1.

Example C-21. Using Parallel Mode with Multiple Descriptors Initialized in One Thread

```

#include "mkl_dfti.h"
#include "omp.h"
void main ()
{
    float _Complex x[200][100];
    MKL_LONG len[2];
    MKL_LONG i;
    //...put input data into x[j][k] 0<=j<=199, 0<=k<=99
    len[0] = 50; len[1] = 100;
    DFTI_DESCRIPTOR_HANDLE my_desc_handle[4];
    MKL_LONG myStatus;
    for (i=0; i<3; i++) myStatus = DftiCreateDescriptor (&my_desc_handle[i], DFTI_SINGLE, DFTI_COMPLEX,
    2, len);
    // each thread calculates real FFT for matrix (50*100)
    #pragma omp parallel
    {
        int myID = omp_get_thread_num ();
        myStatus = DftiCommitDescriptor (my_desc_handle[myID]);
        myStatus = DftiComputeForward (my_desc_handle[myID], &x[myID * len[0] * len[1]]);
    }
}

```



```

} /* End OpenMP parallel region */
for (i=0;i<3;i++) myStatus = DftiFreeDescriptor (&my_desc_handle[i]);
}

```

The following [Example C-22](#) illustrates a parallel customer program with a common descriptor used in several threads (see case "d" in ["Number of user threads"](#)).

In this case, the number of threads, as well as any other configuration parameter, must not be changed after FFT initialization by the `DftiCommitDescriptor()` function is done.

Example C-22. Using Parallel Mode with a Common Descriptor

```

// set number of threads inside Intel MKL:
//rem set MKL_SERIAL = YES - is not required
// since one-threaded mode for Intel MKL is forced automatically
// set OMP_NUM_THREADS = 4 - multi-threaded mode for customer

#include "mkl_dfti.h"
#include "omp.h"
void main ()
{
    float_Complex x[200][100];
    MKL_LONG status;
    DFTI_DESCRIPTOR_HANDLE desc_handle;
    int nThread = omp_get_max_threads ();
    MKL_LONG len[2];
    //...put input data into x[j][k] 0<=j<=199, 0<=k<=99
    len[0] = 50; len[1] = 100;

    status =
DftiCreateDescriptor (&desc_handle, DFTI_SINGLE, DFTI_COMPLEX, 2, len);
    status = DftiSetValue (desc_handle,
DFTI_NUMBER_OF_USER_THREADS, nThread);
    status = DftiCommitDescriptor (desc_handle);

    // each thread calculates real FFT for matrix (50*100)
    #pragma omp parallel num_threads(nThread)
    {
        MKL_LONG myStatus;
        int myID = omp_get_thread_num ();

        myStatus = DftiComputeForward (desc_handle, &x[myID * len[0] * len[1]]);
    } /* End OpenMP parallel region */

    status = DftiFreeDescriptor (&desc_handle);
}

```

Examples for Cluster FFT Functions

The following C example computes a 2-dimensional out-of-place FFT using the cluster FFT interface:

Example 23. 2D Out-of-place Cluster FFT Computation

```
DFTI_DESCRIPTOR_DM_HANDLE desc;
MKL_LONG len[2],v,i,j,n,s;
Complex *in,*out;

MPI_Init(...);

// Create descriptor for 2D FFT
len[0]=nx;
len[1]=ny;
DftiCreateDescriptorDM(MPI_COMM_WORLD,&desc,DFTI_DOUBLE,DFTI_COMPLEX,2,len);
// Ask necessary length of in and out arrays and allocate memory
DftiGetValueDM(desc,CDFT_LOCAL_SIZE,&v);
in=(Complex*)malloc(v*sizeof(Complex));
out=(Complex*)malloc(v*sizeof(Complex));
// Fill local array with initial data. Current process performs n rows,
// 0 row of in corresponds to s row of virtual global array
DftiGetValueDM(desc,CDFT_LOCAL_NX,&n);
DftiGetValueDM(desc,CDFT_LOCAL_X_START,&s);
// Virtual global array globalIN is defined by function f as
// globalIN[i*ny+j]=f(i,j)
for(i=0;i<n;i++)
    for(j=0;j<ny;j++) in[i*ny+j]=f(i+s,j);
// Set that we want out-of-place transform (default is DFTI_INPLACE)
DftiSetValueDM(desc,DFTI_PLACEMENT,DFTI_NOT_INPLACE);
// Commit descriptor, calculate FFT, free descriptor
DftiCommitDescriptorDM(desc);
DftiComputeForwardDM(desc,in,out);
// Virtual global array globalOUT is defined by function g as
// globalOUT[i*ny+j]=g(i,j)
// Now out contains result of FFT. out[i*ny+j]=g(i+s,j)
DftiFreeDescriptorDM(&desc);
free(in);
free(out);
MPI_Finalize();
```

Example 24. 1D In-place Cluster FFT Computations

The C example below illustrates one-dimensional in-place cluster FFT computations effected with a user-defined workspace:

```
DFTI_DESCRIPTOR_DM_HANDLE desc;
MKL_LONG len,v,i,n_out,s_out;
Complex *in,*work;

MPI_Init(...);
// Create descriptor for 1D FFT
DftiCreateDescriptorDM(MPI_COMM_WORLD,&desc,DFTI_DOUBLE,DFTI_COMPLEX,1,len);
// Ask necessary length of array and workspace and allocate memory
DftiGetValueDM(desc,CDFT_LOCAL_SIZE,&v);
in=(Complex*)malloc(v*sizeof(Complex));
work=(Complex*)malloc(v*sizeof(Complex));
// Fill local array with initial data. Local array has n elements,
// 0 element of in corresponds to s element of virtual global array
DftiGetValueDM(desc,CDFT_LOCAL_NX,&n);
DftiGetValueDM(desc,CDFT_LOCAL_X_START,&s);
// Set work array as a workspace
DftiSetValueDM(desc,CDFT_WORKSPACE,work);
// Virtual global array globalIN is defined by function f as globalIN[i]=f(i)
for(i=0;i<n;i++) in[i]=f(i+s);
// Commit descriptor, calculate FFT, free descriptor
DftiCommitDescriptorDM(desc);
DftiComputeForwardDM(desc,in);
DftiGetValueDM(desc,CDFT_LOCAL_OUT_NX,&n_out);
DftiGetValueDM(desc,CDFT_LOCAL_OUT_X_START,&s_out);
// Virtual global array globalOUT is defined by function g as globalOUT[i]=g(i)
// Now in contains result of FFT. Local array has n_out elements,
// 0 element of in corresponds to s_out element of virtual global array.
// in[i]==g(i+s_out)
DftiFreeDescriptorDM(&desc);
free(in);
free(work);
MPI_Finalize();
```

Auxiliary Data Transformations

This section presents code examples for conversion from the Cartesian to polar representation of complex data and vice versa.

Example C-25. Conversion from Cartesian to polar representation of complex data

```
// Cartesian->polar conversion of complex data
// Cartesian representation:  $z = re + I \cdot im$ 
// Polar representation:  $z = r \cdot \exp(I \cdot \phi)$ 
#include <mkl_vml.h>

void
variant1_Cartesian2Polar(int n, const double *re, const double *im,
                        double *r, double *phi)
{
    vdHypot(n, re, im, r);          // compute radii r[]
    vdAtan2(n, re, im, phi);        // compute phases phi[]
}

void
variant2_Cartesian2Polar(int n, const MKL_Complex16 *z, double *r, double *phi,
                        double *temp_re, double *temp_im)
{
    vzAbs(n, z, r);                 // compute radii r[]
    vdPackI(n, (double*)z + 0, 2, temp_re);
    vdPackI(n, (double*)z + 1, 2, temp_im);
    vdAtan2(n, temp_re, temp_im, phi); // compute phases phi[]
}
```

Example C-26. Conversion from polar to Cartesian representation of complex data

```
// Polar->Cartesian conversion of complex data.
// Polar representation:  $z = r \cdot \exp(I \cdot \phi)$ 
// Cartesian representation:  $z = re + I \cdot im$ 
#include <mkl_vml.h>

void
variant1_Polar2Cartesian(int n, const double *r, const double *phi,
                        double *re, double *im)
{
    vdSinCos(n, phi, im, re);        // compute direction, i.e.  $z[]/abs(z[])$ 
    vdMul(n, r, re, re);             // scale real part
    vdMul(n, r, im, im);             // scale imaginary part
}

void
variant2_Polar2Cartesian(int n, const double *r, const double *phi,
                        MKL_Complex16 *z,
                        double *temp_re, double *temp_im)
{
    vdSinCos(n, phi, temp_im, temp_re); // compute direction, i.e.  $z[]/abs(z[])$ 
}
```

```
vdMul(n,r,temp_im,temp_im); // scale imaginary part
vdMul(n,r,temp_re,temp_re); // scale real part
vdUnpackI(n,temp_re,(double*)z + 0, 2); // fill in result.re
vdUnpackI(n,temp_im,(double*)z + 1, 2); // fill in result.im
}
```



CBLAS Interface to the BLAS

This appendix presents CBLAS, the C interface to the Basic Linear Algebra Subprograms (BLAS) implemented in Intel® MKL.

Similar to BLAS, the CBLAS interface includes the following levels of functions:

- “Level 1 CBLAS” (vector-vector operations)
- “Level 2 CBLAS” (matrix-vector operations)
- “Level 3 CBLAS” (matrix-matrix operations).
- “Sparse CBLAS” (operations on sparse vectors).

To obtain the C interface, the Fortran routine names are prefixed with `cblas_` (for example, `dasum` becomes `cblas_dasum`). Names of all CBLAS functions are in lowercase letters.

Complex functions `?dotc` and `?dotu` become CBLAS subroutines (void functions); they return the complex result via a void pointer, added as the last parameter. CBLAS names of these functions are suffixed with `_sub`. For example, the BLAS function `cdotc` corresponds to `cblas_cdotc_sub`.



WARNING. Users of the CBLAS interface should be aware that the CBLAS are just a C interface to the BLAS, which is based on the FORTRAN standard and subject to the FORTRAN standard restrictions. In particular, the output parameters should not be referenced through more than one argument.

In the descriptions of CBLAS interfaces, links provided for each function group lead to the descriptions of the respective Fortran-interface BLAS functions.

CBLAS Arguments

The arguments of CBLAS functions obey the following rules:

- Input arguments are declared with the `const` modifier.
- Non-complex scalar input arguments are passed by value.
- Complex scalar input arguments are passed as void pointers.
- Array arguments are passed by address.
- BLAS character arguments are replaced by the appropriate enumerated type.

- Level 2 and Level 3 routines acquire an additional parameter of type `CBLAS_ORDER` as their first argument. This parameter specifies whether two-dimensional arrays are row-major (`CblasRowMajor`) or column-major (`CblasColMajor`).

Enumerated Types

The CBLAS interface uses the following enumerated types:

```
enum CBLAS_ORDER {
    CblasRowMajor=101, /* row-major arrays */
    CblasColMajor=102}; /* column-major arrays */
enum CBLAS_TRANSPOSE {
    CblasNoTrans=111, /* trans='N' */
    CblasTrans=112, /* trans='T' */
    CblasConjTrans=113}; /* trans='C' */
enum CBLAS_UPLO {
    CblasUpper=121, /* uplo='U' */
    CblasLower=122}; /* uplo='L' */
enum CBLAS_DIAG {
    CblasNonUnit=131, /* diag='N' */
    CblasUnit=132}; /* diag='U' */
enum CBLAS_SIDE {
    CblasLeft=141, /* side='L' */
    CblasRight=142}; /* side='R' */
```

Level 1 CBLAS

This is an interface to “[BLAS Level 1 Routines and Functions](#)”, which perform basic vector-vector operations.

?asum

```
float cblas_sasum(const int N, const float *X, const int incX);
double cblas_dasum(const int N, const double *X, const int incX);
float cblas_scasum(const int N, const void *X, const int incX);
double cblas_dzasum(const int N, const void *X, const int incX);
```

?axpy

```
void cblas_saxpy(const int N, const float alpha, const float *X, const int incX, float *Y,
    const int incY);
void cblas_daxpy(const int N, const double alpha, const double *X, const int incX, double
    *Y, const int incY);
void cblas_caxpy(const int N, const void *alpha, const void *X, const int incX, void *Y,
```



```
const int incY);  
void cblas_zaxpy(const int N, const void *alpha, const void *X, const int incX, void *Y,  
const int incY);
```

?copy

```
void cblas_scopy(const int N, const float *X, const int incX, float *Y, const int incY);  
void cblas_dcopy(const int N, const double *X, const int incX, double *Y, const int incY);  
void cblas_ccopy(const int N, const void *X, const int incX, void *Y, const int incY);  
void cblas_zcopy(const int N, const void *X, const int incX, void *Y, const int incY);
```

?dot

```
float cblas_sdot(const int N, const float *X, const int incX, const float *Y, const int  
incY);  
double cblas_ddot(const int N, const double *X, const int incX, const double *Y, const int  
incY);
```

?sdot

```
float cblas_sdsdot(const int N, const float *SB, const float *SX, const int incX, const  
float *SY, const int incY);  
double cblas_dsdot(const int N, const float *SX, const int incX, const float *SY, const int  
incY);
```

?dotc

```
void cblas_cdotc_sub(const int N, const void *X, const int incX, const void *Y, const int  
incY, void *dotc);  
void cblas_zdotc_sub(const int N, const void *X, const int incX, const void *Y, const int  
incY, void *dotc);
```

?dotu

```
void cblas_cdotu_sub(const int N, const void *X, const int incX, const void *Y, const int  
incY, void *dotu);  
void cblas_zdotu_sub(const int N, const void *X, const int incX, const void *Y, const int  
incY, void *dotu);
```

?nrm2

```
float cblas_snrm2(const int N, const float *X, const int incX);
double cblas_dnrm2(const int N, const double *X, const int incX);
float cblas_scnrm2(const int N, const void *X, const int incX);
double cblas_dznrm2(const int N, const void *X, const int incX);
```

?rot

```
void cblas_srot(const int N, float *X, const int incX, float *Y, const int incY, const float
    c, const float s);
void cblas_drot(const int N, double *X, const int incX, double *Y, const int incY, const
    double c, const double s);
```

?rotg

```
void cblas_srotg(float *a, float *b, float *c, float *s);
void cblas_drotg(double *a, double *b, double *c, double *s);
```

?rotm

```
void cblas_srotm(const int N, float *X, const int incX, float *Y, const int incY, const
    float *P);
void cblas_drotm(const int N, double *X, const int incX, double *Y, const int incY, const
    double *P);
```

?rotmg

```
void cblas_srotmg(float *d1, float *d2, float *b1, const float b2, float *P);
void cblas_drotmg(double *d1, double *d2, double *b1, const double b2, double *P);
```

?scal

```
void cblas_sscal(const int N, const float alpha, float *X, const int incX);
void cblas_dscal(const int N, const double alpha, double *X, const int incX);
void cblas_cscal(const int N, const void *alpha, void *X, const int incX);
void cblas_zscal(const int N, const void *alpha, void *X, const int incX);
void cblas_csscal(const int N, const float alpha, void *X, const int incX);
void cblas_zdscal(const int N, const double alpha, void *X, const int incX);
```

?swap

```
void cblas_sswap(const int N, float *X, const int incX, float *Y, const int incY);
void cblas_dswap(const int N, double *X, const int incX, double *Y, const int incY);
void cblas_cswap(const int N, void *X, const int incX, void *Y, const int incY);
void cblas_zswap(const int N, void *X, const int incX, void *Y, const int incY);
```

i?amax

```
CBLAS_INDEX cblas_isamax(const int N, const float *X, const int incX);
CBLAS_INDEX cblas_idamax(const int N, const double *X, const int incX);
CBLAS_INDEX cblas_icamax(const int N, const void *X, const int incX);
CBLAS_INDEX cblas_izamax(const int N, const void *X, const int incX);
```

i?amin

```
CBLAS_INDEX cblas_isamin(const int N, const float *X, const int incX);
CBLAS_INDEX cblas_idamin(const int N, const double *X, const int incX);
CBLAS_INDEX cblas_icamin(const int N, const void *X, const int incX);
CBLAS_INDEX cblas_izamin(const int N, const void *X, const int incX);
```

Level 2 CBLAS

This is an interface to “BLAS Level 2 Routines”, which perform basic matrix-vector operations. Each C routine in this group has an additional parameter of type `CBLAS_ORDER` (the first argument) that determines whether the two-dimensional arrays use column-major or row-major storage.

?gbmv

```
void cblas_sgbmv(const enum CBLAS_ORDER order, const enum CBLAS_TRANSPOSE TransA, const int M, const int N, const int KL, const int KU, const float alpha, const float *A, const int lda, const float *X, const int incX, const float beta, float *Y, const int incY);
void cblas_dgbmv(const enum CBLAS_ORDER order, const enum CBLAS_TRANSPOSE TransA, const int M, const int N, const int KL, const int KU, const double alpha, const double *A, const int lda, const double *X, const int incX, const double beta, double *Y, const int incY);
void cblas_cgbmv(const enum CBLAS_ORDER order, const enum CBLAS_TRANSPOSE TransA, const int M, const int N, const int KL, const int KU, const void *alpha, const void *A, const int lda, const void *X, const int incX, const void *beta, void *Y, const int incY);
void cblas_zgbmv(const enum CBLAS_ORDER order, const enum CBLAS_TRANSPOSE TransA, const int M, const int N, const int KL, const int KU, const void *alpha, const void *A, const int lda, const void *X, const int incX, const void *beta, void *Y, const int incY);
```

?gemv

```
void cblas_sgemv(const enum CBLAS_ORDER order, const enum CBLAS_TRANSPOSE TransA, const int
M, const int N, const float alpha, const float *A, const int lda, const float *X, const
int incX, const float beta, float *Y, const int incY);
void cblas_dgemv(const enum CBLAS_ORDER order, const enum CBLAS_TRANSPOSE TransA, const int
M, const int N, const double alpha, const double *A, const int lda, const double *X, const
int incX, const double beta, double *Y, const int incY);
void cblas_cgemv(const enum CBLAS_ORDER order, const enum CBLAS_TRANSPOSE TransA, const int
M, const int N, const void *alpha, const void *A, const int lda, const void *X, const int
incX, const void *beta, void *Y, const int incY);
void cblas_zgemv(const enum CBLAS_ORDER order, const enum CBLAS_TRANSPOSE TransA, const int
M, const int N, const void *alpha, const void *A, const int lda, const void *X, const int
incX, const void *beta, void *Y, const int incY);
```

?ger

```
void cblas_sger(const enum CBLAS_ORDER order, const int M, const int N, const float alpha,
const float *X, const int incX, const float *Y, const int incY, float *A, const int lda);

void cblas_dger(const enum CBLAS_ORDER order, const int M, const int N, const double alpha,
const double *X, const int incX, const double *Y, const int incY, double *A, const int
lda);
```

?gerc

```
void cblas_cgerc(const enum CBLAS_ORDER order, const int M, const int N, const void *alpha,
const void *X, const int incX, const void *Y, const int incY, void *A, const int lda);
void cblas_zgerc(const enum CBLAS_ORDER order, const int M, const int N, const void *alpha,
const void *X, const int incX, const void *Y, const int incY, void *A, const int lda);
```

?geru

```
void cblas_cgeru(const enum CBLAS_ORDER order, const int M, const int N, const void *alpha,
const void *X, const int incX, const void *Y, const int incY, void *A, const int lda);
void cblas_zgeru(const enum CBLAS_ORDER order, const int M, const int N, const void *alpha,
const void *X, const int incX, const void *Y, const int incY, void *A, const int lda);
```

?hbmv

```
void cblas_chbmvm(const enum CBLAS_ORDER order, const enum CBLAS_UPLO Uplo, const int N,
const int K, const void *alpha, const void *A, const int lda, const void *X, const int incX,
const void *beta, void *Y, const int incY);
```

```
void cblas_zhbmV(const enum CBLAS_ORDER order, const enum CBLAS_UPLO Uplo, const int N,
const int K, const void *alpha, const void *A, const int lda, const void *X, const int incX,
const void *beta, void *Y, const int incY);
```

?hemv

```
void cblas_chemv(const enum CBLAS_ORDER order, const enum CBLAS_UPLO Uplo, const int N,
const void *alpha, const void *A, const int lda, const void *X, const int incX, const void
*beta, void *Y, const int incY);
void cblas_zhemv(const enum CBLAS_ORDER order, const enum CBLAS_UPLO Uplo, const int N,
const void *alpha, const void *A, const int lda, const void *X, const int incX, const void
*beta, void *Y, const int incY);
```

?her

```
void cblas_cher(const enum CBLAS_ORDER order, const enum CBLAS_UPLO Uplo, const int N, const
float alpha, const void *X, const int incX, void *A, const int lda);
void cblas_zher(const enum CBLAS_ORDER order, const enum CBLAS_UPLO Uplo, const int N, const
double alpha, const void *X, const int incX, void *A, const int lda);
```

?her2

```
void cblas_cher2(const enum CBLAS_ORDER order, const enum CBLAS_UPLO Uplo, const int N,
const void *alpha, const void *X, const int incX, const void *Y, const int incY, void *A,
const int lda);
void cblas_zher2(const enum CBLAS_ORDER order, const enum CBLAS_UPLO Uplo, const int N,
const void *alpha, const void *X, const int incX, const void *Y, const int incY, void *A,
const int lda);
```

?hpmv

```
void cblas_chpmv(const enum CBLAS_ORDER order, const enum CBLAS_UPLO Uplo, const int N,
const void *alpha, const void *Ap, const void *X, const int incX, const void *beta, void
*Y, const int incY);
void cblas_zhpmv(const enum CBLAS_ORDER order, const enum CBLAS_UPLO Uplo, const int N,
const void *alpha, const void *Ap, const void *X, const int incX, const void *beta, void
*Y, const int incY);
```

?hpr

```
void cblas_chpr(const enum CBLAS_ORDER order, const enum CBLAS_UPLO Uplo, const int N, const
float alpha, const void *X, const int incX, void *A);
void cblas_zhpr(const enum CBLAS_ORDER order, const enum CBLAS_UPLO Uplo, const int N, const
double alpha, const void *X, const int incX, void *A);
```

?hpr2

```
void cblas_chpr2(const enum CBLAS_ORDER order, const enum CBLAS_UPLO Uplo, const int N,
const void *alpha, const void *X, const int incX, const void *Y, const int incY, void *Ap);
```

```
void cblas_zhpr2(const enum CBLAS_ORDER order, const enum CBLAS_UPLO Uplo, const int N,
const void *alpha, const void *X, const int incX, const void *Y, const int incY, void *Ap);
```

?sbmv

```
void cblas_ssbmv(const enum CBLAS_ORDER order, const enum CBLAS_UPLO Uplo, const int N,
const int K, const float alpha, const float *A, const int lda, const float *X, const int
incX, const float beta, float *Y, const int incY);
void cblas_dsbmv(const enum CBLAS_ORDER order, const enum CBLAS_UPLO Uplo, const int N,
const int K, const double alpha, const double *A, const int lda, const double *X, const int
incX, const double beta, double *Y, const int incY);
```

?spmv

```
void cblas_sspmv(const enum CBLAS_ORDER order, const enum CBLAS_UPLO Uplo, const int N,
const float alpha, const float *Ap, const float *X, const int incX, const float beta, float
*Y, const int incY);
void cblas_dspmv(const enum CBLAS_ORDER order, const enum CBLAS_UPLO Uplo, const int N,
const double alpha, const double *Ap, const double *X, const int incX, const double beta,
double *Y, const int incY);
```

?spr

```
void cblas_sspr(const enum CBLAS_ORDER order, const enum CBLAS_UPLO Uplo, const int N, const
float alpha, const float *X, const int incX, float *Ap);
void cblas_dspr(const enum CBLAS_ORDER order, const enum CBLAS_UPLO Uplo, const int N, const
double alpha, const double *X, const int incX, double *Ap);
```

?spr2

```
void cblas_sspr2(const enum CBLAS_ORDER order, const enum CBLAS_UPLO Uplo, const int N,
const float alpha, const float *X, const int incX, const float *Y, const int incY, float
*A);
void cblas_dspr2(const enum CBLAS_ORDER order, const enum CBLAS_UPLO Uplo, const int N,
const double alpha, const double *X, const int incX, const double *Y, const int incY, double
*A);
```

?symv

```
void cblas_ssymv(const enum CBLAS_ORDER order, const enum CBLAS_UPLO Uplo, const int N,
const float alpha, const float *A, const int lda, const float *X, const int incX, const
float beta, float *Y, const int incY);
void cblas_dsymv(const enum CBLAS_ORDER order, const enum CBLAS_UPLO Uplo, const int N,
const double alpha, const double *A, const int lda, const double *X, const int incX, const
double beta, double *Y, const int incY);
```

?syr

```
void cblas_ssyr(const enum CBLAS_ORDER order, const enum CBLAS_UPLO Uplo, const int N, const
float alpha, const float *X, const int incX, float *A, const int lda);
void cblas_dsyr(const enum CBLAS_ORDER order, const enum CBLAS_UPLO Uplo, const int N, const
double alpha, const double *X, const int incX, double *A, const int lda);
```

?syr2

```
void cblas_ssyr2(const enum CBLAS_ORDER order, const enum CBLAS_UPLO Uplo, const int N,
const float alpha, const float *X, const int incX, const float *Y, const int incY, float
*A, const int lda);
void cblas_dsyr2(const enum CBLAS_ORDER order, const enum CBLAS_UPLO Uplo, const int N,
const double alpha, const double *X, const int incX, const double *Y, const int incY, double
*A, const int lda);
```

?tbmv

```
void cblas_stbmv(const enum CBLAS_ORDER order, const enum CBLAS_UPLO Uplo, const enum
CBLAS_TRANSPOSE TransA, const enum CBLAS_DIAG Diag, const int N, const int K, const float
*A, const int lda, float *X, const int incX);
void cblas_dtbmv(const enum CBLAS_ORDER order, const enum CBLAS_UPLO Uplo, const enum
CBLAS_TRANSPOSE TransA, const enum CBLAS_DIAG Diag, const int N, const int K, const double
*A, const int lda, double *X, const int incX);
void cblas_ctbmv(const enum CBLAS_ORDER order, const enum CBLAS_UPLO Uplo, const enum
CBLAS_TRANSPOSE TransA, const enum CBLAS_DIAG Diag, const int N, const int K, const void
*A, const int lda, void *X, const int incX);
void cblas_ztbmv(const enum CBLAS_ORDER order, const enum CBLAS_UPLO Uplo, const enum
CBLAS_TRANSPOSE TransA, const enum CBLAS_DIAG Diag, const int N, const int K, const void
*A, const int lda, void *X, const int incX);
```

?tbsv

```
void cblas_stbsv(const enum CBLAS_ORDER order, const enum CBLAS_UPLO Uplo, const enum
CBLAS_TRANSPOSE TransA, const enum CBLAS_DIAG Diag, const int N, const int K, const float
*A, const int lda, float *X, const int incX);
void cblas_dtbsv(const enum CBLAS_ORDER order, const enum CBLAS_UPLO Uplo, const enum
CBLAS_TRANSPOSE TransA, const enum CBLAS_DIAG Diag, const int N, const int K, const double
*A, const int lda, double *X, const int incX);
void cblas_ctbsv(const enum CBLAS_ORDER order, const enum CBLAS_UPLO Uplo, const enum
CBLAS_TRANSPOSE TransA, const enum CBLAS_DIAG Diag, const int N, const int K, const void
*A, const int lda, void *X, const int incX);
void cblas_ztbsv(const enum CBLAS_ORDER order, const enum CBLAS_UPLO Uplo, const enum
CBLAS_TRANSPOSE TransA, const enum CBLAS_DIAG Diag, const int N, const int K, const void
*A, const int lda, void *X, const int incX);
```

?tpmv

```
void cblas_stpmv(const enum CBLAS_ORDER order, const enum CBLAS_UPLO Uplo, const enum
CBLAS_TRANSPOSE TransA, const enum CBLAS_DIAG Diag, const int N, const float *Ap, float *X,
const int incX);
void cblas_dtpmv(const enum CBLAS_ORDER order, const enum CBLAS_UPLO Uplo, const enum
CBLAS_TRANSPOSE TransA, const enum CBLAS_DIAG Diag, const int N, const double *Ap, double
*X, const int incX);
void cblas_ctpmv(const enum CBLAS_ORDER order, const enum CBLAS_UPLO Uplo, const enum
CBLAS_TRANSPOSE TransA, const enum CBLAS_DIAG Diag, const int N, const void *Ap, void *X,
const int incX);
void cblas_ztpmv(const enum CBLAS_ORDER order, const enum CBLAS_UPLO Uplo, const enum
CBLAS_TRANSPOSE TransA, const enum CBLAS_DIAG Diag, const int N, const void *Ap, void *X,
const int incX);
```

?tpsv

```
void cblas_stpsv(const enum CBLAS_ORDER order, const enum CBLAS_UPLO Uplo, const enum
CBLAS_TRANSPOSE TransA, const enum CBLAS_DIAG Diag, const int N, const float *Ap, float *X,
const int incX);
void cblas_dtpsv(const enum CBLAS_ORDER order, const enum CBLAS_UPLO Uplo, const enum
CBLAS_TRANSPOSE TransA, const enum CBLAS_DIAG Diag, const int N, const double *Ap, double
*X, const int incX);
void cblas_ctpsv(const enum CBLAS_ORDER order, const enum CBLAS_UPLO Uplo, const enum
CBLAS_TRANSPOSE TransA, const enum CBLAS_DIAG Diag, const int N, const void *Ap, void *X,
const int incX);
void cblas_ztpsv(const enum CBLAS_ORDER order, const enum CBLAS_UPLO Uplo, const enum
CBLAS_TRANSPOSE TransA, const enum CBLAS_DIAG Diag, const int N, const void *Ap, void *X,
const int incX);
```


?trmv

```

void cblas_strmv(const enum CBLAS_ORDER order, const enum CBLAS_UPLO Uplo, const enum
CBLAS_TRANSPOSE TransA, const enum CBLAS_DIAG Diag, const int N, const float *A, const int
lda, float *X, const int incX);
void cblas_dtrmv(const enum CBLAS_ORDER order, const enum CBLAS_UPLO Uplo, const enum
CBLAS_TRANSPOSE TransA, const enum CBLAS_DIAG Diag, const int N, const double *A, const int
lda, double *X, const int incX);
void cblas_ctrmv(const enum CBLAS_ORDER order, const enum CBLAS_UPLO Uplo, const enum
CBLAS_TRANSPOSE TransA, const enum CBLAS_DIAG Diag, const int N, const void *A, const int
lda, void *X, const int incX);
void cblas_ztrmv(const enum CBLAS_ORDER order, const enum CBLAS_UPLO Uplo, const enum
CBLAS_TRANSPOSE TransA, const enum CBLAS_DIAG Diag, const int N, const void *A, const int
lda, void *X, const int incX);

```

?trsv

```

void cblas_strsv(const enum CBLAS_ORDER order, const enum CBLAS_UPLO Uplo, const enum
CBLAS_TRANSPOSE TransA, const enum CBLAS_DIAG Diag, const int N, const float *A, const int
lda, float *X, const int incX);
void cblas_dtrsv(const enum CBLAS_ORDER order, const enum CBLAS_UPLO Uplo, const enum
CBLAS_TRANSPOSE TransA, const enum CBLAS_DIAG Diag, const int N, const double *A, const int
lda, double *X, const int incX);
void cblas_ctrsv(const enum CBLAS_ORDER order, const enum CBLAS_UPLO Uplo, const enum
CBLAS_TRANSPOSE TransA, const enum CBLAS_DIAG Diag, const int N, const void *A, const int
lda, void *X, const int incX);
void cblas_ztrsv(const enum CBLAS_ORDER order, const enum CBLAS_UPLO Uplo, const enum
CBLAS_TRANSPOSE TransA, const enum CBLAS_DIAG Diag, const int N, const void *A, const int
lda, void *X, const int incX);

```

Level 3 CBLAS

This is an interface to “[BLAS Level 3 Routines](#)”, which perform basic matrix-matrix operations. Each C routine in this group has an additional parameter of type `CBLAS_ORDER` (the first argument) that determines whether the two-dimensional arrays use column-major or row-major storage.

?gemm

```

void cblas_sgemm(const enum CBLAS_ORDER Order, const enum CBLAS_TRANSPOSE TransA, const
enum CBLAS_TRANSPOSE TransB, const int M, const int N, const int K, const float alpha, const
float *A, const int lda, const float *B, const int ldb, const float beta, float *C, const
int ldc);
void cblas_dgemm(const enum CBLAS_ORDER Order, const enum CBLAS_TRANSPOSE TransA, const
enum CBLAS_TRANSPOSE TransB, const int M, const int N, const int K, const double alpha,
const double *A, const int lda, const double *B, const int ldb, const double beta, double

```

```
*C, const int ldc);
void cblas_cgemm(const enum CBLAS_ORDER Order, const enum CBLAS_TRANSPOSE TransA, const
enum CBLAS_TRANSPOSE TransB, const int M, const int N, const int K, const void *alpha, const
void *A, const int lda, const void *B, const int ldb, const void *beta, void *C, const int
ldc);
void cblas_zgemm(const enum CBLAS_ORDER Order, const enum CBLAS_TRANSPOSE TransA, const
enum CBLAS_TRANSPOSE TransB, const int M, const int N, const int K, const void *alpha, const
void *A, const int lda, const void *B, const int ldb, const void *beta, void *C, const int
ldc);
```

?hemm

```
void cblas_chemm(const enum CBLAS_ORDER Order, const enum CBLAS_SIDE Side, const enum
CBLAS_UPLO Uplo, const int M, const int N, const void *alpha, const void *A, const int lda,
const void *B, const int ldb, const void *beta, void *C, const int ldc);
void cblas_zhemm(const enum CBLAS_ORDER Order, const enum CBLAS_SIDE Side, const enum
CBLAS_UPLO Uplo, const int M, const int N, const void *alpha, const void *A, const int lda,
const void *B, const int ldb, const void *beta, void *C, const int ldc);
```

?herk

```
void cblas_cherk(const enum CBLAS_ORDER Order, const enum CBLAS_UPLO Uplo, const enum
CBLAS_TRANSPOSE Trans, const int N, const int K, const float alpha, const void *A, const
int lda, const float beta, void *C, const int ldc);
void cblas_zherk(const enum CBLAS_ORDER Order, const enum CBLAS_UPLO Uplo, const enum
CBLAS_TRANSPOSE Trans, const int N, const int K, const double alpha, const void *A, const
int lda, const double beta, void *C, const int ldc);
```

?her2k

```
void cblas_cher2k(const enum CBLAS_ORDER Order, const enum CBLAS_UPLO Uplo, const enum
CBLAS_TRANSPOSE Trans, const int N, const int K, const void *alpha, const void *A, const
int lda, const void *B, const int ldb, const float beta, void *C, const int ldc);
void cblas_zher2k(const enum CBLAS_ORDER Order, const enum CBLAS_UPLO Uplo, const enum
CBLAS_TRANSPOSE Trans, const int N, const int K, const void *alpha, const void *A, const
int lda, const void *B, const int ldb, const double beta, void *C, const int ldc);
```

?symm

```
void cblas_ssymm(const enum CBLAS_ORDER Order, const enum CBLAS_SIDE Side, const enum
CBLAS_UPLO Uplo, const int M, const int N, const float alpha, const float *A, const int
lda, const float *B, const int ldb, const float beta, float *C, const int ldc);
void cblas_dsymm(const enum CBLAS_ORDER Order, const enum CBLAS_SIDE Side, const enum
CBLAS_UPLO Uplo, const int M, const int N, const double alpha, const double *A, const int
lda, const double *B, const int ldb, const double beta, double *C, const int ldc);
```

```
void cblas_csymm(const enum CBLAS_ORDER Order, const enum CBLAS_SIDE Side, const enum
CBLAS_UPLO Uplo, const int M, const int N, const void *alpha, const void *A, const int lda,
const void *B, const int ldb, const void *beta, void *C, const int ldc);
void cblas_zsymm(const enum CBLAS_ORDER Order, const enum CBLAS_SIDE Side, const enum
CBLAS_UPLO Uplo, const int M, const int N, const void *alpha, const void *A, const int lda,
const void *B, const int ldb, const void *beta, void *C, const int ldc);
```

?syrk

```
void cblas_ssyrk(const enum CBLAS_ORDER Order, const enum CBLAS_UPLO Uplo, const enum
CBLAS_TRANSPOSE Trans, const int N, const int K, const float alpha, const float *A, const
int lda, const float beta, float *C, const int ldc);
void cblas_dsyrk(const enum CBLAS_ORDER Order, const enum CBLAS_UPLO Uplo, const enum
CBLAS_TRANSPOSE Trans, const int N, const int K, const double alpha, const double *A, const
int lda, const double beta, double *C, const int ldc);
void cblas_csyrk(const enum CBLAS_ORDER Order, const enum CBLAS_UPLO Uplo, const enum
CBLAS_TRANSPOSE Trans, const int N, const int K, const void *alpha, const void *A, const
int lda, const void *beta, void *C, const int ldc);
void cblas_zsyrk(const enum CBLAS_ORDER Order, const enum CBLAS_UPLO Uplo, const enum
CBLAS_TRANSPOSE Trans, const int N, const int K, const void *alpha, const void *A, const
int lda, const void *beta, void *C, const int ldc);
```

?syr2k

```
void cblas_ssyr2k(const enum CBLAS_ORDER Order, const enum CBLAS_UPLO Uplo, const enum
CBLAS_TRANSPOSE Trans, const int N, const int K, const float alpha, const float *A, const
int lda, const float *B, const int ldb, const float beta, float *C, const int ldc);
void cblas_dsyr2k(const enum CBLAS_ORDER Order, const enum CBLAS_UPLO Uplo, const enum
CBLAS_TRANSPOSE Trans, const int N, const int K, const double alpha, const double *A, const
int lda, const double *B, const int ldb, const double beta, double *C, const int ldc);
void cblas_csyr2k(const enum CBLAS_ORDER Order, const enum CBLAS_UPLO Uplo, const enum
CBLAS_TRANSPOSE Trans, const int N, const int K, const void *alpha, const void *A, const int
lda, const void *B, const int ldb, const void *beta, void *C, const int ldc);
void cblas_zsyr2k(const enum CBLAS_ORDER Order, const enum CBLAS_UPLO Uplo, const enum
CBLAS_TRANSPOSE Trans, const int N, const int K, const void *alpha, const void *A, const
int lda, const void *B, const int ldb, const void *beta, void *C, const int ldc);
```

?trmm

```
void cblas_strmm(const enum CBLAS_ORDER Order, const enum CBLAS_SIDE Side, const enum
CBLAS_UPLO Uplo, const enum CBLAS_TRANSPOSE TransA, const enum CBLAS_DIAG Diag, const int
M, const int N, const float alpha, const float *A, const int lda, float *B, const int ldb);

void cblas_dtrmm(const enum CBLAS_ORDER Order, const enum CBLAS_SIDE Side, const enum
CBLAS_UPLO Uplo, const enum CBLAS_TRANSPOSE TransA, const enum CBLAS_DIAG Diag, const int
M, const int N, const double alpha, const double *A, const int lda, double *B, const int
ldb);
```

```
void cblas_ctrmm(const enum CBLAS_ORDER Order, const enum CBLAS_SIDE Side, const enum
CBLAS_UPLO Uplo, const enum CBLAS_TRANSPOSE TransA, const enum CBLAS_DIAG Diag, const int
M, const int N, const void *alpha, const void *A, const int lda, void *B, const int ldb);
void cblas_ztrmm(const enum CBLAS_ORDER Order, const enum CBLAS_SIDE Side, const enum
CBLAS_UPLO Uplo, const enum CBLAS_TRANSPOSE TransA, const enum CBLAS_DIAG Diag, const int
M, const int N, const void *alpha, const void *A, const int lda, void *B, const int ldb);
```

?trsm

```
void cblas_strsm(const enum CBLAS_ORDER Order, const enum CBLAS_SIDE Side, const enum
CBLAS_UPLO Uplo, const enum CBLAS_TRANSPOSE TransA, const enum CBLAS_DIAG Diag, const int
M, const int N, const float alpha, const float *A, const int lda, float *B, const int ldb);
```

```
void cblas_dtrsm(const enum CBLAS_ORDER Order, const enum CBLAS_SIDE Side, const enum
CBLAS_UPLO Uplo, const enum CBLAS_TRANSPOSE TransA, const enum CBLAS_DIAG Diag, const int
M, const int N, const double alpha, const double *A, const int lda, double *B, const int
ldb);
void cblas_ctrsm(const enum CBLAS_ORDER Order, const enum CBLAS_SIDE Side, const enum
CBLAS_UPLO Uplo, const enum CBLAS_TRANSPOSE TransA, const enum CBLAS_DIAG Diag, const int
M, const int N, const void *alpha, const void *A, const int lda, void *B, const int ldb);
void cblas_ztrsm(const enum CBLAS_ORDER Order, const enum CBLAS_SIDE Side, const enum
CBLAS_UPLO Uplo, const enum CBLAS_TRANSPOSE TransA, const enum CBLAS_DIAG Diag, const int
M, const int N, const void *alpha, const void *A, const int lda, void *B, const int ldb);
```

Sparse CBLAS

This is an interface to “[Sparse BLAS Level 1 Routines and Functions](#)”, which perform a number of common vector operations on sparse vectors stored in compressed form.

Note that all index parameters, *indx*, are in C-type notation and vary in the range [0..N-1].

?axpyi

```
void cblas_saxpyi(const int N, const float alpha, const float *X, const int *indx, float
*Y);
void cblas_daxpyi(const int N, const double alpha, const double *X, const int *indx, double
*Y);
void cblas_caxpyi(const int N, const void *alpha, const void *X, const int *indx, void *Y);
void cblas_zaxpyi(const int N, const void *alpha, const void *X, const int *indx, void *Y);
```

?doti

```
float cblas_sdoti(const int N, const float *X, const int *indx, const float *Y);
double cblas_ddoti(const int N, const double *X, const int *indx, const double *Y);
```

?dotci

```
void cblas_cdotci_sub(const int N, const void *X, const int *indx, const void *Y, void
*dotui);
void cblas_zdotci_sub(const int N, const void *X, const int *indx, const void *Y, void
*dotui);
```

?dotui

```
void cblas_cdotui_sub(const int N, const void *X, const int *indx, const void *Y, void
*dotui);
void cblas_zdotui_sub(const int N, const void *X, const int *indx, const void *Y, void
*dotui);
```

?gthr

```
void cblas_sgthr(const int N, const float *Y, float *X, const int *indx);
void cblas_dgthr(const int N, const double *Y, double *X, const int *indx);
void cblas_cgthr(const int N, const void *Y, void *X, const int *indx);
void cblas_zgthr(const int N, const void *Y, void *X, const int *indx);
```

?gthrz

```
void cblas_sgthrz(const int N, float *Y, float *X, const int *indx);
void cblas_dgthrz(const int N, double *Y, double *X, const int *indx);
void cblas_cgthrz(const int N, void *Y, void *X, const int *indx);
void cblas_zgthrz(const int N, void *Y, void *X, const int *indx);
```

?roti

```
void cblas_sroti(const int N, float *X, const int *indx, float *Y, const float c, const
float s);
void cblas_droti(const int N, double *X, const int *indx, double *Y, const double c, const
double s);
```

?sctr

```
void cblas_ssctr(const int N, const float *X, const int *indx, float *Y);
void cblas_dsctr(const int N, const double *X, const int *indx, double *Y);
void cblas_csctr(const int N, const void *X, const int *indx, void *Y);
void cblas_zsctr(const int N, const void *X, const int *indx, void *Y);
```


Specific Features of Fortran 95 Interfaces for LAPACK Routines



Intel® MKL implements Fortran 95 interface for LAPACK package, further referred to as MKL LAPACK95, to provide full capacity of MKL FORTRAN 77 LAPACK routines. This is the principal difference of Intel MKL from the Netlib Fortran 95 implementation for LAPACK.

A new feature of MKL LAPACK95 by comparison with Intel MKL LAPACK77 implementation is presenting a package of source interfaces along with wrappers that make the implementation compiler-independent. As a result, the MKL LAPACK package can be used in all programming environments intended for Fortran 95.

Depending on the degree and type of difference from Netlib implementation, the MKL LAPACK95 interfaces fall into several groups that require different transformations (see [“MKL Fortran 95 Interfaces for LAPACK Routines vs. Netlib Implementation”](#)). The groups are given in full with the calling sequences of the routines and appropriate differences from Netlib analogs.

The following conventions are used:

```
<interface> ::= <name of interface> '(' <arguments list> ')'  
<arguments list> ::= <first argument> {<argument>}*  
<first argument> ::= <identifier>  
<argument> ::= <required argument> | <optional argument>  
<required argument> ::= '[' <identifier>  
<optional argument> ::= '[' , <identifier> ']'  
<name of interface> ::= <identifier>
```

where defined notions are separated from definitions by `::=`, notion names are marked by angle brackets, terminals are given in quotes, and `{...}*` denotes repetition zero, one, or more times.

`<first argument>` and each `<required argument>` should be present in all calls of denoted interface, `<optional argument>` may be omitted. Comments to interface definitions are provided where necessary. Comment lines begin with character `!`.

Two interfaces with one name are presented when two variants of subroutine calls (separated by types of arguments) exist.

Interfaces Identical to Netlib

```
GERFS(A,AF,IPIV,B,X[,TRANS][,FERR][,BERR][,INFO])  
GETRI(A,IPIV[,INFO])  
GEEQU(A,R,C[,ROWCND][,COLCND][,AMAX][,INFO])  
GESV(A,B[,IPIV][,INFO])  
GESVX(A,B,X[,AF][,IPIV][,FACT][,TRANS][,EQUED][,R][,C][,FERR][,BERR]  
[,RCOND][,RPVGRW][,INFO])  
GTSV(DL,D,DU,B[,INFO])  
GTSVX(DL,D,DU,B,X[,DLF][,DF][,DUF][,DU2][,IPIV][,FACT][,TRANS][,FERR]  
[,BERR][,RCOND][,INFO])
```

```

POSV(A,B[,UPLO][,INFO])
POSVX(A,B,X[,UPLO][,AF][,FACT][,EQUED][,S][,FERR][,BERR][,RCOND][,INFO])
PTSV(D,E,B[,INFO])
PTSVX(D,E,B,X[,DF][,EF][,FACT][,FERR][,BERR][,RCOND][,INFO])
SYSV(A,B[,UPLO][,IPIV][,INFO])
SYSVX(A,B,X[,UPLO][,AF][,IPIV][,FACT][,FERR][,BERR][,RCOND][,INFO])
HESVX(A,B,X[,UPLO][,AF][,IPIV][,FACT][,FERR][,BERR][,RCOND][,INFO])
HESV(A,B[,UPLO][,IPIV][,INFO])
SPSV(AP,B[,UPLO][,IPIV][,INFO])
HPSV(AP,B[,UPLO][,IPIV][,INFO])
SYTRD(A,TAU[,UPLO][,INFO])
ORGTR(A,TAU[,UPLO][,INFO])
HETRD(A,TAU[,UPLO][,INFO])
UNGTR(A,TAU[,UPLO][,INFO])
SYGST(A,B[,ITYPE][,UPLO][,INFO])
HEGST(A,B[,ITYPE][,UPLO][,INFO])
GELS(A,B[,TRANS][,INFO])
GELSY(A,B[,RANK][,JPVT][,RCOND][,INFO])
GELSS(A,B[,RANK][,S][,RCOND][,INFO])
GELSD(A,B[,RANK][,S][,RCOND][,INFO])
GGLSE(A,B,C,D,X[,INFO])
GGGLM(A,B,D,X,Y[,INFO])
SYEV(A,W[,JOBZ][,UPLO][,INFO])
HEEV(A,W[,JOBZ][,UPLO][,INFO])
SYEVD(A,W[,JOBZ][,UPLO][,INFO])
HEEVD(A,W[,JOBZ][,UPLO][,INFO])
STEV(D,E[,Z][,INFO])
STEVD(D,E[,Z][,INFO])
STEVX(D,E,W[,Z][,VL][,VU][,IL][,IU][,M][,IFAIL][,ABSTOL][,INFO])
STEVX(D,E,W[,Z][,VL][,VU][,IL][,IU][,M][,ISUPPZ][,ABSTOL][,INFO])
GEES(A,WR,WI[,VS][,SELECT][,SDIM][,INFO])
GEES(A,W[,VS][,SELECT][,SDIM][,INFO])
GEESX(A,WR,WI[,VS][,SELECT][,SDIM][,RCONDE][,RCONDV][,INFO])
GEESX(A,W[,VS][,SELECT][,SDIM][,RCONDE][,RCONDV][,INFO])
GEEV(A,WR,WI[,VL][,VR][,INFO])
GEEV(A,W[,VL][,VR][,INFO])
GEEVX(A,WR,WI[,VL][,VR][,BALANC][,ILO][,IHI][,SCALE][,ABNRM][,RCONDE][,RCONDV][,INFO])
GEEVX(A,W[,VL][,VR][,BALANC][,ILO][,IHI][,SCALE][,ABNRM][,RCONDE][,RCONDV][,INFO])
GESVD(A,S[,U][,VT][,WW][,JOB][,INFO])
GGSVD(A,B,ALPHA,BETA[,K][,L][,U][,V][,Q][,IWORK][,INFO])
SYGV(A,B,W[,ITYPE][,JOBZ][,UPLO][,INFO])
HEGV(A,B,W[,ITYPE][,JOBZ][,UPLO][,INFO])
SYGVD(A,B,W[,ITYPE][,JOBZ][,UPLO][,INFO])
HEGVD(A,B,W[,ITYPE][,JOBZ][,UPLO][,INFO])
SPGVD(AP,BP,W[,ITYPE][,UPLO][,Z][,INFO])
HPGVD(AP,BP,W[,ITYPE][,UPLO][,Z][,INFO])
SPGVX(AP,BP,W[,ITYPE][,UPLO][,Z][,VL][,VU][,IL][,IU][,M][,IFAIL][,ABSTOL][,INFO])
HPGVX(AP,BP,W[,ITYPE][,UPLO][,Z][,VL][,VU][,IL][,IU][,M][,IFAIL][,ABSTOL][,INFO])
SBGVD(AB,BB,W[,UPLO][,Z][,INFO])
HBGVD(AB,BB,W[,UPLO][,Z][,INFO])

```



```

SBGVX(AB,BB,W[,UPLO][,Z][,VL][,VU][,IL][,IU][,M][,IFAIL][,Q][,ABSTOL][,INFO])
HBGVX(AB,BB,W[,UPLO][,Z][,VL][,VU][,IL][,IU][,M][,IFAIL][,Q][,ABSTOL][,INFO])
GGES(A,B,ALPHAR,ALPHAI,BETA[,VSL][,VSR][,SELECT][,SDIM][,INFO])
GGES(A,B,ALPHA,BETA[,VSL][,VSR][,SELECT][,SDIM][,INFO])
GGESX(A,B,ALPHAR,ALPHAI,BETA[,VSL][,VSR][,SELECT][,SDIM][,RCONDE][,RCONDV][,INFO])
GGEV(A,B,ALPHAR,ALPHAI,BETA[,VL][,VR][,INFO])
GGEV(A,B,ALPHA,BETA[,VL][,VR][,INFO])
GGEVX(A,B,ALPHAR,ALPHAI,BETA[,VL][,VR][,BALANC][,ILO][,IHI][,LSCALE][,RSCALE][,ABNRM][,BBNRM][,RCONDE][,RCONDV][,INFO])
GGEVX(A,B,ALPHA,BETA[,VL][,VR][,BALANC][,ILO][,IHI][,LSCALE][,RSCALE][,ABNRM][,BBNRM][,RCONDE][,RCONDV][,INFO])

```

Interfaces with Replaced Argument Names

Argument names in the routines of this group are replaced as follows:

Netlib Argument Name	MKL Argument Name
A	AB
A	AP
AF	AFB
AF	AFP
B	BB
B	BP
K	KL

```

GBSV(AB,B[,KL][,IPIV][,INFO])
!   netlib: (A,B,K,IPIV,INFO)

```

```

GBSVX(AB,B,X[,KL][,AFB][,IPIV][,FACT][,TRANS][,EQUED][,R][,C][,FERR][,BERR][,RCOND][,RPVGRW][,INFO])
!   netlib: (A,B,X,KL,AF,IPIV,FACT,TRANS,EQUED,R,C,FERR,BERR,RCOND,RPVGRW,INFO)

```

```

PPSV(AP,B[,UPLO][,INFO])
!   netlib: (A,B,UPLO,INFO)

```

```

PPSVX(AP,B,X[,UPLO][,AFP][,FACT][,EQUED][,S][,FERR][,BERR][,RCOND][,INFO])
!   netlib: (A,B,X,UPLO,AF,FACT,EQUED,S,FERR,BERR,RCOND,INFO)

```

```

PBSV(AB,B[,UPLO][,INFO])
!   netlib: (A,B,UPLO,INFO)

```

```

PBSVX(AB,B,X[,UPLO][,AFB][,FACT][,EQUED][,S][,FERR][,BERR][,RCOND][,INFO])
!   netlib: (A,B,X,UPLO,AF,FACT,EQUED,S,FERR,BERR,RCOND,INFO)

```

```

SPSVX(AP,B,X[,UPLO][,AFP][,IPIV][,FACT][,FERR][,BERR][,RCOND][,INFO])
!   netlib: (A,B,X,UPLO,AF,IPIV,FACT,FERR,BERR,RCOND,INFO)

```

```

HPSVX(AP,B,X[,UPLO][,AFP][,IPIV][,FACT][,FERR][,BERR][,RCOND][,INFO])

```

```

!   netlib: (A,B,X,UPLO,AF,IPIV,FACT,FERR,BERR,RCOND,INFO)

SPEV(AP,W[,UPLO][,Z][,INFO])
!   netlib: (A,W,UPLO,Z,INFO)

HPEV(AP,W[,UPLO][,Z][,INFO])
!   netlib: (A,W,UPLO,Z,INFO)

SPEVD(AP,W[,UPLO][,Z][,INFO])
!   netlib: (A,W,UPLO,Z,INFO)

HPEVD(AP,W[,UPLO][,Z][,INFO])
!   netlib: (A,W,UPLO,Z,INFO)

SPEVX(AP,W[,UPLO][,Z][,VL][,VU][,IL][,IU][,M][,IFAIL][,ABSTOL][,INFO])
!   netlib: (A,B,W,UPLO,Z,VL,VU,IL,IU,M,IFAIL,ABSTOL,INFO)

HPEVX(AP,W[,UPLO][,Z][,VL][,VU][,IL][,IU][,M][,IFAIL][,ABSTOL][,INFO])
!   netlib: (A,B,W,UPLO,Z,VL,VU,IL,IU,M,IFAIL,ABSTOL,INFO)

SBEV(AB,W[,UPLO][,Z][,INFO])
!   netlib: (A,W,UPLO,Z,INFO)

HBEV(AB,W[,UPLO][,Z][,INFO])
!   netlib: (A,W,UPLO,Z,INFO)

SBEVD(AB,W[,UPLO][,Z][,INFO])
!   netlib: (A,W,UPLO,Z,INFO)

HBEVD(AB,W[,UPLO][,Z][,INFO])
!   netlib: (A,W,UPLO,Z,INFO)

SBEVX(AB,W[,UPLO][,Z][,VL][,VU][,IL][,IU][,M][,IFAIL][,Q][,ABSTOL][,INFO])
!   netlib: (A,B,W,UPLO,Z,VL,VU,IL,IU,M,IFAIL,Q,ABSTOL,INFO)

HBEVX(AB,W[,UPLO][,Z][,VL][,VU][,IL][,IU][,M][,IFAIL][,Q][,ABSTOL][,INFO])
!   netlib: (A,B,W,UPLO,Z,VL,VU,IL,IU,M,IFAIL,Q,ABSTOL,INFO)

SPGV(AP,BP,W[,ITYPE][,UPLO][,Z][,INFO])
!   netlib: (A,B,W,ITYPE,UPLO,Z,INFO)

HPGV(AB,BP,W[,ITYPE][,UPLO][,Z][,INFO])
!   netlib: (A,B,W,ITYPE,UPLO,Z,INFO)

SBGV(AB,BB,W[,UPLO][,Z][,INFO])
!   netlib: (A,B,W,UPLO,Z,INFO)

HBGV(AB,BB,W[,UPLO][,Z][,INFO])
!   netlib: (A,B,W,UPLO,Z,INFO)

```

Modified Netlib Interfaces

```

SYEVX(A,W[,UPLO][,Z][,VL][,VU][,IL][,IU][,M][,IFAIL][,ABSTOL][,INFO])
!   Interface netlib95 exists, parameters:
!   netlib: (A,W,JOBZ,UPLO,VL,VU,IL,IU,M,IFAIL,ABSTOL,INFO)
!   Different order for parameter UPLO, netlib: 4, mkl: 3
!   Absent mkl parameter: JOBZ
!   Extra mkl parameter: Z

HEEVX(A,W[,UPLO][,Z][,VL][,VU][,IL][,IU][,M][,IFAIL][,ABSTOL][,INFO])
!   Interface netlib95 exists, parameters:
!   netlib: (A,W,JOBZ,UPLO,VL,VU,IL,IU,M,IFAIL,ABSTOL,INFO)
!   Different order for parameter UPLO, netlib: 4, mkl: 3
!   Absent mkl parameter: JOBZ
!   Extra mkl parameter: Z

SYEVR(A,W[,UPLO][,Z][,VL][,VU][,IL][,IU][,M][,ISUPPZ][,ABSTOL][,INFO])
!   Interface netlib95 exists, parameters:
!   netlib: (A,W,JOBZ,UPLO,VL,VU,IL,IU,M,ISUPPZ,ABSTOL,INFO)
!   Different order for parameter UPLO, netlib: 4, mkl: 3
!   Absent mkl parameter: JOBZ
!   Extra mkl parameter: Z

HEEVR(A,W[,UPLO][,Z][,VL][,VU][,IL][,IU][,M][,ISUPPZ][,ABSTOL][,INFO])
!   Interface netlib95 exists, parameters:
!   netlib: (A,W,JOBZ,UPLO,VL,VU,IL,IU,M,ISUPPZ,ABSTOL,INFO)
!   Different order for parameter UPLO, netlib: 4, mkl: 3
!   Absent mkl parameter: JOBZ
!   Extra mkl parameter: Z

GESDD(A,S[,U][,VT][,JOBZ][,INFO])
!   Interface netlib95 exists, parameters:
!   netlib: (A,S,U,VT,WW,JOB,INFO)
!   Different number for parameter, netlib: 7, mkl: 6
!   Absent mkl parameter: WW
!   Absent mkl parameter: JOB
!   Different order for parameter INFO, netlib: 7, mkl: 6
!   Extra mkl parameter: JOBZ

SYGVX(A,B,W[,ITYPE][,UPLO][,Z][,VL][,VU][,IL][,IU][,M][,IFAIL][,ABSTOL][,INFO])
!   Interface netlib95 exists, parameters:
!   netlib: (A,B,W,ITYPE,JOBZ,UPLO,VL,VU,IL,IU,M,IFAIL,ABSTOL,INFO)
!   Different order for parameter UPLO, netlib: 6, mkl: 5
!   Absent mkl parameter: JOBZ
!   Extra mkl parameter: Z

HEGVX(A,B,W[,ITYPE][,UPLO][,Z][,VL][,VU][,IL][,IU][,M][,IFAIL][,ABSTOL][,INFO])
!   Interface netlib95 exists, parameters:
!   netlib: (A,B,W,ITYPE,JOBZ,UPLO,VL,VU,IL,IU,M,IFAIL,ABSTOL,INFO)

```

```
!   Different order for parameter UPLO, netlib: 6, mkl: 5
!   Absent mkl parameter: JOBZ
!   Extra mkl parameter: Z

GETRS(A,IPIV,B[,TRANS][,INFO])
!   Interface netlib95 exists:
!   Different intents for parameter A, netlib: INOUT, mkl: IN
```

Interfaces Absent From Netlib

```
GTTRF(DL,D,DU,DU2[,IPIV][,INFO])
PPTRF(A[,UPLO][,INFO])
PBTRF(A[,UPLO][,INFO])
PTTRF(D,E[,INFO])
SYTRF(A[,UPLO][,IPIV][,INFO])
HETRF(A[,UPLO][,IPIV][,INFO])
SPTRF(A[,UPLO][,IPIV][,INFO])
HPTRF(A[,UPLO][,IPIV][,INFO])
GBTRS(A,B,IPIV[,KL][,TRANS][,INFO])
GTTRS(DL,D,DU,DU2,B,IPIV[,TRANS][,INFO])
POTRS(A,B[,UPLO][,INFO])
PPTRS(A,B[,UPLO][,INFO])
PBTRS(A,B[,UPLO][,INFO])
PTTRS(D,E,B[,INFO])
PTTRS(D,E,B[,UPLO][,INFO])
SYTRS(A,B,IPIV[,UPLO][,INFO])
HETRS(A,B,IPIV[,UPLO][,INFO])
SPTRS(A,B,IPIV[,UPLO][,INFO])
HPTRS(A,B,IPIV[,UPLO][,INFO])
TRTRS(A,B[,UPLO][,TRANS][,DIAG][,INFO])
TPTRS(A,B[,UPLO][,TRANS][,DIAG][,INFO])
TBTRS(A,B[,UPLO][,TRANS][,DIAG][,INFO])
GECON(A,ANORM,RCOND[,NORM][,INFO])
GBCON(A,IPIV,ANORM,RCOND[,KL][,NORM][,INFO])
GTCON(DL,D,DU,DU2,IPIV,ANORM,RCOND[,NORM][,INFO])
POCON(A,ANORM,RCOND[,UPLO][,INFO])
PPCON(A,ANORM,RCOND[,UPLO][,INFO])
PBCON(A,ANORM,RCOND[,UPLO][,INFO])
PTCON(D,E,ANORM,RCOND[,INFO])
SYCON(A,IPIV,ANORM,RCOND[,UPLO][,INFO])
HECON(A,IPIV,ANORM,RCOND[,UPLO][,INFO])
SPCON(A,IPIV,ANORM,RCOND[,UPLO][,INFO])
HPCON(A,IPIV,ANORM,RCOND[,UPLO][,INFO])
TRCON(A,RCOND[,UPLO][,DIAG][,NORM][,INFO])
TPCON(A,RCOND[,UPLO][,DIAG][,NORM][,INFO])
TBCON(A,RCOND[,UPLO][,DIAG][,NORM][,INFO])
GBRFS(A,AF,IPIV,B,X[,KL][,TRANS][,FERR][,BERR][,INFO])
GTRFS(DL,D,DU,DLF,DF,DUF,DU2,IPIV,B,X[,TRANS][,FERR][,BERR][,INFO])
PORFS(A,AF,B,X[,UPLO][,FERR][,BERR][,INFO])
```

```

PPRFS(A,AF,B,X[,UPLO][,FERR][,BERR][,INFO])
PBRFS(A,AF,B,X[,UPLO][,FERR][,BERR][,INFO])
PTRFS(D,DF,E,EF,B,X[,FERR][,BERR][,INFO])
PTRFS(D,DF,E,EF,B,X[,UPLO][,FERR][,BERR][,INFO])
SYRFS(A,AF,IPIV,B,X[,UPLO][,FERR][,BERR][,INFO])
HERFS(A,AF,IPIV,B,X[,UPLO][,FERR][,BERR][,INFO])
SPRFS(A,AF,IPIV,B,X[,UPLO][,FERR][,BERR][,INFO])
HPRFS(A,AF,IPIV,B,X[,UPLO][,FERR][,BERR][,INFO])
TRRFS(A,B,X[,UPLO][,TRANS][,DIAG][,FERR][,BERR][,INFO])
TPRFS(A,B,X[,UPLO][,TRANS][,DIAG][,FERR][,BERR][,INFO])
TBRFS(A,B,X[,UPLO][,TRANS][,DIAG][,FERR][,BERR][,INFO])
POTRI(A[,UPLO][,INFO])
PPTRI(A[,UPLO][,INFO])
SYTRI(A,IPIV[,UPLO][,INFO])
HETRI(A,IPIV[,UPLO][,INFO])
SPTRI(A,IPIV[,UPLO][,INFO])
HPTRI(A,IPIV[,UPLO][,INFO])
TRTRI(A[,UPLO][,DIAG][,INFO])
TPTRI(A[,UPLO][,DIAG][,INFO])
GBEQU(A,R,C[,KL][,ROWCND][,COLCND][,AMAX][,INFO])
POEQU(A,S[,SCOND][,AMAX][,INFO])
PPEQU(A,S[,SCOND][,AMAX][,UPLO][,INFO])
PBEQU(A,S[,SCOND][,AMAX][,UPLO][,INFO])
HESV(A,B[,UPLO][,IPIV][,INFO])
HPSV(A,B[,UPLO][,IPIV][,INFO])
GEQRF(A[,TAU][,INFO])
GEQPF(A,JPVT[,TAU][,INFO])
GEQP3(A,JPVT[,TAU][,INFO])
ORGQR(A,TAU[,INFO])
ORMQR(A,TAU,C[,SIDE][,TRANS][,INFO])
UNGQR(A,TAU[,INFO])
UNMQR(A,TAU,C[,SIDE][,TRANS][,INFO])
GELQF(A[,TAU][,INFO])
ORGLQ(A,TAU[,INFO])
ORMLQ(A,TAU,C[,SIDE][,TRANS][,INFO])
UNGLQ(A,TAU[,INFO])
UNMLQ(A,TAU,C[,SIDE][,TRANS][,INFO])
GEQLF(A[,TAU][,INFO])
ORGQL(A,TAU[,INFO])
UNGQL(A,TAU[,INFO])
ORMQL(A,TAU,C[,SIDE][,TRANS][,INFO])
UNMQL(A,TAU,C[,SIDE][,TRANS][,INFO])
GERQF(A[,TAU][,INFO])
ORGRQ(A,TAU[,INFO])
UNGRQ(A,TAU[,INFO])
ORMRQ(A,TAU,C[,SIDE][,TRANS][,INFO])
UNMRQ(A,TAU,C[,SIDE][,TRANS][,INFO])
TZRF(A[,TAU][,INFO])
ORMRZ(A,TAU,C,L[,SIDE][,TRANS][,INFO])
UNMRZ(A,TAU,C,L[,SIDE][,TRANS][,INFO])
GGQRF(A,B[,TAUA][,TAUB][,INFO])

```

```

GGRQF(A,B[,TAUA][,TAUB][,INFO])
GEBRD(A[,D][,E][,TAUQ][,TAUP][,INFO])
GBBRD(A[,C][,D][,E][,Q][,PT][,KL][,M][,INFO])
ORGBR(A,TAU[,VECT][,INFO])
ORMBR(A,TAU,C[,VECT][,SIDE][,TRANS][,INFO])
ORMTR(A,TAU,C[,SIDE][,UPLO][,TRANS][,INFO])
UNGBR(A,TAU[,VECT][,INFO])
UNMBR(A,TAU,C[,VECT][,SIDE][,TRANS][,INFO])
BDSQR(D,E[,VT][,U][,C][,UPLO][,INFO])
BDSDC(D,E[,U][,VT][,Q][,IQ][,UPLO][,INFO])
UNMTR(A,TAU,C[,SIDE][,UPLO][,TRANS][,INFO])
SPTRD(A,TAU[,UPLO][,INFO])
OPGTR(A,TAU,Q[,UPLO][,INFO])
OPMTR(A,TAU,C[,SIDE][,UPLO][,TRANS][,INFO])
HPTRD(A,TAU[,UPLO][,INFO])
UPGTR(A,TAU,Q[,UPLO][,INFO])
UPMTR(A,TAU,C[,SIDE][,UPLO][,TRANS][,INFO])
SBTRD(A[,Q][,VECT][,UPLO][,INFO])
HBTRD(A[,Q][,VECT][,UPLO][,INFO])
STERF(D,E[,INFO])
STEQR(D,E[,Z][,COMPZ][,INFO])
STEDC(D,E[,Z][,COMPZ][,INFO])
STEGR(D,E,W[,Z][,VL][,VU][,IL][,IU][,M][,ISUPPZ][,ABSTOL][,INFO])
PTEQR(D,E[,Z][,COMPZ][,INFO])
STEBZ(D,E,M,NSPLIT,W,IBLOCK,ISPLIT[,ORDER][,VL][,VU][,IL][,IU][,ABSTOL][,INFO])
STEIN(D,E,W,IBLOCK,ISPLIT,Z[,IFAILV][,INFO])
DISNA(D,SEP[,JOB][,MINMN][,INFO])
SPGST(A,B[,ITYPE][,UPLO][,INFO])
HPGST(A,B[,ITYPE][,UPLO][,INFO])
SBGST(A,B[,X][,UPLO][,INFO])
HBGST(A,B[,X][,UPLO][,INFO])
PBSTF(B[,UPLO][,INFO])
GEHRD(A[,TAU][,ILO][,IHI][,INFO])
ORGHR(A,TAU[,ILO][,IHI][,INFO])
ORMHR(A,TAU,C[,ILO][,IHI][,SIDE][,TRANS][,INFO])
UNGHR(A,TAU[,ILO][,IHI][,INFO])
UNMHR(A,TAU,C[,ILO][,IHI][,SIDE][,TRANS][,INFO])
GEBAL(A[,SCALE][,ILO][,IHI][,JOB][,INFO])
GEBAK(V,SCALE[,ILO][,IHI][,JOB][,SIDE][,INFO])
HSEQR(H,WR,WI[,ILO][,IHI][,Z][,JOB][,COMPZ][,INFO])
HSEQR(H,W[,ILO][,IHI][,Z][,JOB][,COMPZ][,INFO])
HSEIN(H,WR,WI,SELECT[,VL][,VR][,IFAILL][,IFAILR][,INITV][,EIGSRC][,M][,INFO])
HSEIN(H,W,SELECT[,VL][,VR][,IFAILL][,IFAILR][,INITV][,EIGSRC][,M][,INFO])
TREVC(T[,HOWMNY][,SELECT][,VL][,VR][,M][,INFO])
TRSNA(T[,S][,SEP][,VL][,VR][,SELECT][,M][,INFO])
TREXC(T,IFST,ILST[,Q][,INFO])
TRSEN(T,SELECT[,WR][,WI][,M][,S][,SEP][,Q][,INFO])
TRSEN(T,SELECT[,W][,M][,S][,SEP][,Q][,INFO])
TRSYL(A,B,C,SCALE[,TRANA][,TRANB][,ISGN][,INFO])
GGHRD(A,B[,ILO][,IHI][,Q][,Z][,COMPQ][,COMPZ][,INFO])
GGBAL(A,B[,ILO][,IHI][,LSCALE][,RSCALE][,JOB][,INFO])

```

```

GGBAK(V[,ILO][,IHI][,LSCALE][,RSCALE][,JOB][,INFO])
HGEQZ(H,T[,ILO][,IHI][,ALPHAR][,ALPHAI][,BETA][,Q][,Z][,JOB][,COMPQ][,COMPZ][,INFO])
HGEQZ(H,T[,ILO][,IHI][,ALPHA][,BETA][,Q][,Z][,JOB][,COMPQ][,COMPZ][,INFO])
TGEVC(S,P[,HOWMNY][,SELECT][,VL][,VR][,M][,INFO])
TGEXC(A,B[,IFST][,ILST][,Z][,Q][,INFO])
TGMSEN(A,B,SELECT[,ALPHAR][,ALPHAI][,BETA][,IJOB][,Q][,Z][,PL][,PR][,DIF][,M][,INFO])
TGMSEN(A,B,SELECT[,ALPHA][,BETA][,IJOB][,Q][,Z][,PL][,PR][,DIF][,M][,INFO])
TGSYL(A,B,C,D,E,F[,IJOB][,TRANS][,SCALE][,DIF][,INFO])
TGSNA(A,B[,S][,DIF][,VL][,VR][,SELECT][,M][,INFO])
GGSV(A,B,TOLA,TOLB[,K][,L][,U][,V][,Q][,INFO])
TGSJA(A,B,TOLA,TOLB,K,L[,U][,V][,Q][,JOBV][,JOBQ][,ALPHA][,BETA][,NCYCLE][,INFO])

```

Interfaces of New Functionality

```

GETRF(A[,IPIV][,INFO])
!   Interface netlib95 exists, parameters:
!   netlib: (A,IPIV,RCOND,NORM,INFO)
!   Different number for parameter, netlib: 5, mkl: 3
!   Different order for parameter INFO, netlib: 5, mkl: 3
!   Absent mkl parameter: NORM
!   Absent mkl parameter: RCOND

GBTRF(A[,KL][,M][,IPIV][,INFO])
!   Interface netlib95 exists, parameters:
!   netlib: (A,K,M,IPIV,RCOND,NORM,INFO)
!   Different number for parameter, netlib: 7, mkl: 5
!   Different order for parameter INFO, netlib: 7, mkl: 5
!   Absent mkl parameter: NORM
!   Replace parameter name: netlib: K: mkl: KL
!   Absent mkl parameter: RCOND

POTRF(A[,UPLO][,INFO])
!   Interface netlib95 exists, parameters:
!   netlib: (A,UPLO,RCOND,NORM,INFO)
!   Different number for parameter, netlib: 5, mkl: 3
!   Different order for parameter INFO, netlib: 5, mkl: 3
!   Absent mkl parameter: NORM
!   Absent mkl parameter: RCOND

```

FFTW Interface to Intel® Math Kernel Library



Intel® Math Kernel Library (Intel® MKL) offers FFTW2 and FFTW3 interfaces to Intel MKL Fast Fourier Transform and Trigonometric Transform functionality. The purpose of these interfaces is to enable applications using FFTW (www.fftw.org) to gain performance with Intel MKL without changing the program source code.

Both FFTW2 and FFTW3 interfaces are provided in open source as FFTW wrappers to Intel MKL. For ease of use, FFTW3 interface is also integrated in Intel MKL.

Notational Conventions

This appendix typically employs path notations for Windows* OS.

FFTW2 Interface to Intel® Math Kernel Library

This section describes a collection of wrappers for the FFTW 2.x interface. The wrappers are the superstructure of FFTW to be used for calling the Intel MKL Fourier transform interface (FFT interface). The wrappers correspond to FFTW 2.x and the Intel MKL versions 7.0 or higher.

Because of differences between FFTW and Intel MKL FFT functionalities, there are restrictions on using wrappers instead of the FTTW functions. Some FFTW functions have empty wrappers. However, many typical FFTs can be computed using these wrappers.

Refer to [chapter 11 "Fourier Transform Functions"](#), for better understanding the effects from the use of the wrappers.

Additional wrappers may be added in the future to extend FFTW functionality available with Intel MKL.

Wrappers Reference

The section provides a reference for FFTW C interface.

Each FFTW function has its own wrapper. Some of them, which are *not* expressly listed below, are empty and do nothing, but they are still needed to avoid link errors and satisfy the function calls. Intel MKL FFT interface operates on both float and double-precision data types.

Complex Fast Fourier Transforms

One-dimensional FFTs

```
fftw_plan fftw_create_plan(int n, fftw_direction dir, int flags);

fftw_plan fftw_create_plan_specific(int n, fftw_direction dir, int flags,
fftw_complex *in, int istride, fftw_complex *out, int ostride);

void fftw(fftw_plan plan, int howmany, fftw_complex *in, int istride, int
idist, fftw_complex *out, int ostride, int odist);

void fftw_one(fftw_plan plan, fftw_complex *in , fftw_complex *out);

void fftw_destroy_plan(fftw_plan plan);
```

Argument restrictions. The same algorithm corresponds to all values of the *flags* parameter.

Multi-dimensional FFTs

```
fftwnd_plan fftwnd_create_plan(int rank, const int *n, fftw_direction dir,
int flags);

fftwnd_plan fftw2d_create_plan(int nx, int ny, fftw_direction dir, int flags);

fftwnd_plan fftw3d_create_plan(int nx, int ny, int nz, fftw_direction dir,
int flags);

fftwnd_plan fftwnd_create_plan_specific(int rank, const int *n, fftw_direction
dir, int flags, fftw_complex *in, int istride, fftw_complex *out, int
ostride);

fftwnd_plan fftw2d_create_plan_specific(int nx, int ny, fftw_direction dir,
int flags, fftw_complex *in, int istride, fftw_complex *out, int ostride);

fftwnd_plan fftw3d_create_plan_specific(int nx, int ny, int nz, fftw_direction
dir, int flags, fftw_complex *in, int istride, fftw_complex *out, int
ostride);

void fftwnd(fftwnd_plan plan, int howmany, fftw_complex *in, int istride,
int idist, fftw_complex *out, int ostride, int odist);

void fftwnd_one(fftwnd_plan plan, fftw_complex *in, fftw_complex *out);

void fftwnd_destroy_plan(fftwnd_plan plan);
```

Argument restrictions. The same algorithm corresponds to all values of the *flags* parameter.

Real Fast Fourier Transforms

One-dimensional FFTs

All wrappers are empty and do nothing, as the Intel MKL FFT interface does not currently support this functionality (halfcomplex array).

Multi-dimensional FFTs

```

rfftwnd_plan rfftwnd_create_plan(int rank, const int *n, fftw_direction dir,
int flags);

rfftwnd_plan rfftw2d_create_plan(int nx, int ny, fftw_direction dir, int
flags);

rfftwnd_plan rfftw3d_create_plan(int nx, int ny, int nz, fftw_direction dir,
int flags);

void rfftwnd_real_to_complex(rfftwnd_plan plan, int howmany, fftw_real *in,
int istride, int idist, fftw_complex *out, int ostride, int odist);

void rfftwnd_complex_to_real(rfftwnd_plan plan, int howmany, fftw_complex
*in, int istride, int idist, fftw_real *out, int ostride, int odist);

void rfftwnd_one_real_to_complex(rfftwnd_plan plan, fftw_real *in,
fftw_complex *out);

void rfftwnd_one_complex_to_real(rfftwnd_plan plan, fftw_complex *in,
fftw_real *out);

void rfftwnd_destroy_plan(rfftwnd_plan plan);

```

Argument restrictions. The same algorithm corresponds to all values of the *flags* parameter.

Wisdom Wrappers

All wrappers are empty and do nothing, because the Intel MKL FFT interface currently does not support these functionalities.

Memory Allocation

```
void* fftw_malloc(size_t n);
```

```
void fftw_free(void* x);
```

Unlike the `fftw_malloc` function, the `fftw_malloc` wrapper does not align the allocatable array. To do that, it is necessary to allocate extra memory and shift the array address for the FFT data. See also the *"Managing Performance and Memory" chapter in the Intel MKL User's Guide* (file `userguide.pdf`).

Parallel Mode

This section touches upon multi-threaded FFTW wrappers only. MPI FFTW wrappers, available only with Intel MKL for the Linux* and Windows* operating systems, are described in [section "MPI FFTW Wrappers"](#).

Multi-threaded FFTW

FFTW multi-threaded functions use the *number of threads* parameter, which the `fftw_threads_init` function defines. However, the `int fftw_threads_init(void)` wrapper is empty and does nothing, because the Intel MKL FFT interface implements a different mechanism of parallelization. If you want to use Intel MKL FFT routines in a parallel mode or call wrappers from a multi-threaded application, please refer to [the "Number of User Threads" section in chapter 11](#) to learn how to manage the number of threads.

Each of the remaining wrappers in this section is the same as the respective wrapper in [section Complex Fast Fourier Transforms](#) or [Real Fast Fourier Transforms](#) whose name differs from the one of the given wrapper in cutting out 'threads_').

For example,

```
void fftw_threads_one(int threads, fftw_plan plan, fftw_complex *in,
fftw_complex *out);
```

is the same as

```
void fftw_one(fftw_plan plan, fftw_complex *in, fftw_complex *out);
```

Argument restrictions. The *threads* parameter is inessential. Both functions may be single-threaded or parallel depending on Intel MKL variables.

Calling Wrappers from Fortran

Wrappers are available for all Fortran FFTW functions. For example, instead of calling the C wrapper `fftw_one`, in Fortran, you should call the `fftw_f77_one` wrapper.

FFTW Fortran functions are actually the wrappers to FFTW C functions. Fortran wrappers are actually the wrappers to C wrappers. So, their functionality and argument restrictions are the same as of the corresponding C wrappers.

Installation

Wrappers are delivered as source code, which you must compile to build the wrapper library. Then you can substitute the wrapper and Intel MKL libraries for the FFTW library. The source code for the wrappers and makefiles with the wrapper list files are located in the `.\interfaces\fftw2xc` and `.\interfaces\fftw2xf` subdirectory in the Intel MKL directory for C and Fortran wrappers, respectively.

Creating the Wrapper Library

Two header files are used to compile the C wrapper library: `fftw2_mkl.h` and `fftw.h`. The `fftw2_mkl.h` file is located in the `.\interfaces\fftw2xc\wrappers` subdirectory in the Intel MKL directory.

Three header files are used to compile the Fortran wrapper library: `fftw2_mkl.h`, `fftw2_f77_mkl.h`, and `fftw.h`. The `fftw2_mkl.h` and `fftw2_f77_mkl.h` files are located in the `.\interfaces\fftw2xf\wrappers` subdirectory in the Intel MKL directory.

The file `fftw.h`, used to compile libraries for both interfaces and located in the `.\include\fftw` subdirectory in the Intel MKL directory, slightly differs from the original FFTW (www.fftw.org) header file `fftw.h`.

The source code for the wrappers, makefiles, and function list files are located in subdirectories `.\interfaces\fftw2xc` and `.\interfaces\fftw2xf` in the Intel MKL directory for C and Fortran wrappers, respectively.

A wrapper library contains C or Fortran wrappers for complex and real transforms in a serial and multi-threaded mode for one of the two data types (`double` or `float`). A makefile parameter manages the data type.

The makefile parameters specify the platform (required), compiler, and data precision. Specifying the platform is required. The makefile comment heading provides the exact description of these parameters.

Because a C compiler builds the Fortran wrapper library, function names in the wrapper library and Fortran object module may be different. The file `fftw2_f77_mkl.h` in the `.\interfaces\fftw2xf\source` subdirectory in the Intel MKL directory defines function names according to the names in the Fortran module. If a required name is missing in the file, you can modify the file to add the name before building the library.

To build the library, run the `make` command on Linux* OS and Mac OS* X or the `nmake` command on Windows* OS with appropriate parameters.

For example, the command

```
make lib64
```

builds on Linux OS a double-precision wrapper library for IA-64 architecture based applications using the Intel® C++ Compiler or the Intel® Fortran Compiler version 9.1 or higher (compilers and data precision are chosen by default.).

Each makefile creates the library in the directory with the Intel MKL libraries corresponding to the used platform. For example, `./lib/64` (on Linux OS and Mac OS X) or `.\ia32\lib` (on Windows* OS).

In the wrapper library names, the suffix corresponds to the used compiler, the letter "f" precedes the underscore for Fortran, and the letter "c" precedes the underscore for C.

For example,

```
fftw2xf_intel.lib (on Windows OS); libfftw2xf_intel.a (on Linux OS and Mac OS X);
fftw2xc_intel.lib (on Windows OS); libfftw2xc_intel.a (on Linux OS and Mac OS X);
fftw2xc_ms.lib (on Windows OS); libfftw2xc_gnu.a (on Linux OS and Mac OS X).
```

Application Assembling

Use the necessary original FFTW (www.fftw.org) header files without any modifications. Use the created wrapper library and the Intel MKL library instead of the FFTW library.

Running Examples

Intel MKL provides examples to demonstrate how to use the wrapper library. The source code for the examples, makefiles used to run them, and the example list files are located in the `.\examples\fftw2xc` and `.\examples\fftw2xf` subdirectories in the Intel MKL directory for C and Fortran, respectively. To build examples, several additional files are needed: `fftw.h`, `fftw_threads.h`, `rfftw.h`, `rfftw_threads.h`, and `fftw_f77.I`. These files are distributed with permission from FFTW and are available in `.\include\fftw`. The original files can also be found in FFTW 2.1.5 at <http://www.fftw.org/download.html>.

An example makefile uses the `function` parameter in addition to the parameters that the respective wrapper library makefile uses (see [Creating a Wrapper Library](#)). The makefile comment heading provides the exact description of these parameters.

An example makefile normally invokes examples. However, if the appropriate wrapper library is not yet created, the makefile first builds the library the same way as the wrapper library makefile does and then proceeds to examples.

If the parameter `function=<example_name>` is defined, only the specified example runs. Otherwise, all examples from the appropriate subdirectory run. The subdirectory `._results` is created, and the results are stored there in the `<example_name>.res` files.

MPI FFTW

MPI FFTW wrappers are available only with Intel® MKL for the Linux* and Windows* operating systems.

MPI FFTW Wrappers Reference

The section provides a reference for MPI FFTW C interface.

Complex MPI FFTW

Complex One-dimensional MPI FFTW Transforms

```
fftw_mpi_plan fftw_mpi_create_plan(MPI_Comm comm, int n, fftw_direction dir,
int flags);

void fftw_mpi(fftw_mpi_plan p, int n_fields, fftw_complex *local_data,
fftw_complex *work);

void fftw_mpi_local_sizes(fftw_mpi_plan p, int *local_n, int *local_start,
int *local_n_after_transform, int *local_start_after_transform, int
*total_local_size);

void fftw_mpi_destroy_plan(fftw_mpi_plan plan);
```

Argument restrictions:

- Supported values of *flags* are FFTW_ESTIMATE, FFTW_MEASURE, FFTW_SCRAMBLED_INPUT and FFTW_SCRAMBLED_OUTPUT. The same algorithm corresponds to all these values of the flags parameter. If any other *flags* value is supplied, the wrapper library reports an error 'CDFT error in wrapper: unknown flags'.
- The only supported value of *n_fields* is 1.

Complex Multi-dimensional MPI FFTW Transforms

```
fftwnd_mpi_plan fftw2d_mpi_create_plan(MPI_Comm comm, int nx, int ny,
fftw_direction dir, int flags);

fftwnd_mpi_plan fftw3d_mpi_create_plan(MPI_Comm comm, int nx, int ny, int
nz, fftw_direction dir, int flags);

fftwnd_mpi_plan fftwnd_mpi_create_plan(MPI_Comm comm, int dim, int *n,
fftw_direction dir, int flags);
```

```
void fftwnd_mpi(fftwnd_mpi_plan p, int n_fields, fftw_complex *local_data,
fftw_complex *work, fftwnd_mpi_output_order output_order);

void fftwnd_mpi_local_sizes(fftwnd_mpi_plan p, int *local_nx, int
*local_x_start, int *local_ny_after_transpose, int
*local_y_start_after_transpose, int *total_local_size);

void fftwnd_mpi_destroy_plan(fftwnd_mpi_plan plan);
```

Argument restrictions:

- Supported values of *flags* are FFTW_ESTIMATE and FFTW_MEASURE. If any other value of *flags* is supplied, the wrapper library reports an error 'CDFT error in wrapper: unknown flags'.
- The only supported value of *n_fields* is 1.

Real MPI FFTW

Real-to-Complex MPI FFTW Transforms

```
rfftwnd_mpi_plan rfftw2d_mpi_create_plan(MPI_Comm comm, int nx, int ny,
fftw_direction dir, int flags);

rfftwnd_mpi_plan rfftw3d_mpi_create_plan(MPI_Comm comm, int nx, int ny, int
nz, fftw_direction dir, int flags);

rfftwnd_mpi_plan rfftwnd_mpi_create_plan(MPI_Comm comm, int dim, int *n,
fftw_direction dir, int flags);

void rfftwnd_mpi(rfftwnd_mpi_plan p, int n_fields, fftw_real *local_data,
fftw_real *work, fftwnd_mpi_output_order output_order);

void rfftwnd_mpi_local_sizes(rfftwnd_mpi_plan p, int *local_nx, int
*local_x_start, int *local_ny_after_transpose, int
*local_y_start_after_transpose, int *total_local_size);

void rfftwnd_mpi_destroy_plan(rfftwnd_mpi_plan plan);
```

Argument restrictions:

- Supported values of *flags* are FFTW_ESTIMATE and FFTW_MEASURE. If any other value of *flags* is supplied, the wrapper library reports an error 'CDFT error in wrapper: unknown flags'.
- The only supported value of *n_fields* is 1.



- Function `rfftwnd_mpi_create_plan` can be used for both one-dimensional and multi-dimensional transforms.
- Both values of the `output_order` parameter are supported: `FFTW_NORMAL_ORDER` and `FFTW_TRANSPOSED_ORDER`.

Creating MPI FFTW Wrapper Library

The source code for the wrappers, makefile, and wrapper list file are located in the `.\interfaces\fftw2x_cdft` subdirectory in the Intel MKL directory.

A wrapper library contains C wrappers for Complex One-dimensional MPI FFTW Transforms and Complex Multi-dimensional MPI FFTW Transforms. The library also contains empty C wrappers for Real Multi-dimensional MPI FFTW Transforms. For details, see [MPI FFTW Wrappers Reference](#).

The makefile parameters specify the platform (required), compiler, and data precision. Specifying the platform is required. The makefile comment heading provides the exact description of these parameters.

To build the library, run the `make` command on Linux* OS and Mac OS* X or the `nmake` command on Windows* OS with appropriate parameters.

For example, the command

```
make lib64
```

builds on Linux OS a double-precision wrapper library for IA-64 architecture based applications using Intel MPI 2.0 and the Intel® C++ Compiler version 9.1 or higher (compilers and data precision are chosen by default.).

The makefile creates the wrapper library in the directory with the Intel MKL libraries corresponding to the used platform. For example, `./lib/64` (on Linux OS) or `.\ia32\lib` (on Windows* OS).

In the wrapper library names, the suffix corresponds to the used data precision. For example,

`fftw2x_cdft_SINGLE.lib` on Windows OS;

`libfftw2x_cdft_DOUBLE.a` on Linux OS.

Application Assembling with MPI FFTW Wrapper Library

Use the necessary original FFTW (www.fftw.org) header files without any modifications. Use the created MPI FFTW wrapper library and the Intel MKL library instead of the FFTW library.

Running Examples

There are some examples that demonstrate how to use the MPI FFTW wrapper library. The source C code for the examples, makefiles used to run them, and the example list files are located in the `.\examples\fftw2x_cdft` subdirectory in the Intel MKL directory. To build examples, one additional file `fftw_mpi.h` is needed. This file is distributed with permission from FFTW and is available in `.\include\fftw`. The original file can also be found in FFTW 2.1.5 at <http://www.fftw.org/download.html>.

Parameters for the example makefiles are described in the makefile comment headings and are similar to the wrapper library makefile parameters (see [Creating MPI FFTW Wrapper Library](#)).

The table below lists examples available in the `.\examples\fftw2x_cdft\source` subdirectory.

Table F-1 Examples of MPI FFTW Wrappers

Source file for the example	Description
<code>wrappers_c1d.c</code>	One-dimensional Complex MPI FFTW transform, using <code>plan = fftw_mpi_create_plan(...)</code>
<code>wrappers_c2d.c</code>	Two-dimensional Complex MPI FFTW transform, using <code>plan = fftw2d_mpi_create_plan(...)</code>
<code>wrappers_c3d.c</code>	Three-dimensional Complex MPI FFTW transform, using <code>plan = fftw3d_mpi_create_plan(...)</code>
<code>wrappers_c4d.c</code>	Four-dimensional Complex MPI FFTW transform, using <code>plan = fftwnd_mpi_create_plan(...)</code>
<code>wrappers_r1d.c</code>	One-dimensional Real MPI FFTW transform, using <code>plan = rfftw_mpi_create_plan(...)</code>
<code>wrappers_r2d.c</code>	Two-dimensional Real MPI FFTW transform, using <code>plan = rfftw2d_mpi_create_plan(...)</code>
<code>wrappers_r3d.c</code>	Three-dimensional Real MPI FFTW transform, using <code>plan = rfftw3d_mpi_create_plan(...)</code>

Source file for the example	Description
wrappers_r4d.c	Four-dimensional Real MPI FFTW transform, using <code>plan = rfftwnd_mpi_create_plan(...)</code>

FFTW3 Interface to Intel® Math Kernel Library

This section describes a collection of FFTW3 wrappers to Intel MKL. The wrappers translate calls of FFTW3 functions to the calls of the Intel MKL Fourier transform (FFT) or Trigonometric Transform (TT) functions. The purpose of FFTW3 wrappers is to enable developers whose programs currently use the FFTW3 library to gain performance with the Intel MKL Fourier transforms without changing the program source code.

The wrappers correspond to the FFTW release 3.2 and the Intel MKL releases starting with 10.2. For a detailed description of FFTW interface, refer to [www.fftw.org](#). For a detailed description of Intel MKL FFT and TT functionality the wrappers use, refer to [chapter 11](#) and [section](#) in [chapter 13](#), respectively.

The FFTW3 wrappers provide a limited functionality compared to the original FFTW 3.2 library, because of differences between FFTW and Intel MKL FFT and TT functionality. This section describes limitations of the FFTW3 wrappers and hints for their usage. Nevertheless, many typical FFT tasks can be performed using the FFTW3 wrappers to Intel MKL. More functionality may be added to the wrappers and Intel MKL in the future to reduce the constraints of the FFTW3 interface to Intel MKL.

The FFTW3 wrappers are integrated in Intel MKL. The only change required to use Intel MKL through the FFTW3 wrappers is to link your application using FFTW3 against Intel MKL.

A reference implementation of the FFTW3 wrappers is also provided in open source. You can find it in the `interfaces` directory of the Intel MKL distribution. You can use the reference implementation to create your own wrapper library (see [Building Your Own Wrapper Library](#))

Using FFTW3 Wrappers

The FFTW3 wrappers are a set of functions and data structures depending on one another. The wrappers are not designed to provide the interface on a function-per-function basis. Some FFTW3 wrapper functions are empty and do nothing, but they are present to avoid link errors and satisfy function calls.

This manual does not list the declarations of the functions that the FFTW3 wrappers provide (you can find the declarations in the `fftw3.h` header file). Instead, this section comments particular limitations of the wrappers and provides usage hints:

- Long double precision is not supported. The Intel MKL FFT functions operate only on single- and double-precision floating-point data types (`float` and `double`, respectively), therefore the FFTW3 wrappers do not support the `long double` data type. All the FFTW3 wrapper functions with prefix `fftwl_` have an empty body and are provided only for link compatibility.
- The wrappers provide equivalent implementation for double- and single-precision functions (those with prefixes `fftw_` and `fftwf_`, respectively). So, all these comments equally apply to the double- and single-precision functions and will refer to functions with prefix `fftw_`, that is, double-precision functions, for brevity.
- The FFTW3 interface that the wrappers provide is defined in header files `fftw3.h` and `fftw3.f`. These files are borrowed from the FFTW3.2 package and distributed within Intel MKL with permission. Additionally, files `fftw3_mkl.h`, `fftw3_mkl.f`, and `fftw3_mkl_f77.h` define supporting structures, supplementary constants and macros, and expose Fortran interface in C.
- Actual functionality of the plan creation wrappers is implemented in `guru64` set of functions. Basic interface, advanced interface, and `guru` interface plan creation functions call the `guru64` interface functions. Thus, all types of the FFTW3 plan creation interface in the wrappers are functional.
- Plan creation functions may return a `NULL` plan, indicating that the functionality is not supported. So, please carefully check the result returned by plan creation functions in your application. In particular, the following problems return a `NULL` plan:
 - All long double-precision problems.
 - `c2r` and `r2c` problems with a split storage of complex data.
 - `r2r` problems with *kind* values `FFTW_R2HC`, `FFTW_HC2R`, and `FFTW_DHT`. The only supported `r2r` kinds are even/odd DFTs (sine/cosine transforms).
 - Multidimensional `r2r` transforms.
 - Transforms of multidimensional vectors. That is, the only supported values for parameter *howmany_rank* in `guru` and `guru64` plan creation functions are 0 and 1.
 - Multidimensional transforms with *rank* > `MKL_MAXRANK`.
- The `MKL_RODFT00` value of the *kind* parameter is introduced by the FFTW3 wrappers. For better performance, you are strongly encouraged to use this value rather than `FFTW_RODFT00`. To use this *kind* value, provide an extra first element equal to 0.0 for the input/output vectors. Consider the following example:


```
plan1 = fftw_plan_r2r_1d(n, in1, out1, FFTW_RODFT00, FFTW_ESTIMATE);
plan2 = fftw_plan_r2r_1d(n, in2, out2, MKL_RODFT00, FFTW_ESTIMATE);
```

Both plans perform the same transform, except that the *in2/out2* arrays have one extra zero element at location 0. For example, if $n=3$, $in1=\{x,y,z\}$ and $out1=\{u,v,w\}$, then $in2=\{0,x,y,z\}$ and $out2=\{0,u,v,w\}$.

- The *flags* parameter in plan creation functions is always ignored. The same algorithm is used regardless of the value of this parameter. In particular, *flags* values FFTW_ESTIMATE, FFTW_MEASURE, etc. have no effect.
- For multithreaded plans, use normal sequence of calls to the `fftw_init_threads()` and `fftw_plan_with_nthreads()` functions (refer to FFTW documentation).
- FFTW3 wrappers are not fully thread safe. If the new-array execute functions, such as `fftw_execute_dft()`, share the same plan from parallel user threads, set the number of the sharing threads before creation of the plan. For this purpose, the FFTW3 wrappers provide a header file `fftw3_mkl.h`, which defines a global structure `fftw3_mkl` with a field to be set to the number of sharing threads. Below is an example of setting the number of sharing threads:

```
#include "fftw3.h"
#include "fftw3_mkl.h"
fftw3_mkl.number_of_user_threads = 4;
plan = fftw_plan_dft(...);
```

- Memory allocation function `fftw_malloc` returns memory aligned at a 16-byte boundary. You must free the memory with `fftw_free`.
- The FFTW3 wrappers to Intel MKL use the 32-bit `int` type in both LP64 and ILP64 interfaces of Intel MKL. Use `guru64` FFTW3 interfaces for 64-bit sizes.
- Fortran wrappers (see [Calling Wrappers from Fortran](#)) use the `INTEGER` type, which is 32-bit in LP64 interfaces and 64-bit in ILP64 interfaces.
- The wrappers typically indicate a problem by returning a `NULL` plan. In a few cases, the wrappers may report a descriptive message of the problem detected. By default the reporting is turned off. To turn it on, set variable `fftw3_mkl.verbose` to a non-zero value, for example:

```
#include "fftw3.h"
#include "fftw3_mkl.h"
fftw3_mkl.verbose = 0;
plan = fftw_plan_r2r(...);
```

- The following functions are empty:
 - For saving, loading, and printing plans
 - For saving and loading wisdom
 - For estimating arithmetic cost of the transforms.

- Do not use macro `FFTW_DLL` with the FFTW3 wrappers to Intel MKL.

Calling Wrappers from Fortran

Intel MKL also provides Fortran 77 interfaces of the FFTW3 wrappers. The Fortran wrappers are available for all FFTW3 interface functions and are based on C interface of the FFTW3 wrappers, and so they have the same functionality and restrictions as the corresponding C interface wrappers.

The Fortran wrappers use the default `INTEGER` type for integer arguments. The default `INTEGER` is 32-bit in Intel MKL LP64 interfaces and 64-bit in ILP64 interfaces. Argument `plan` in a Fortran application must have type `INTEGER*8`.

Double-precision wrappers have prefix `dfftw_`, single-precision subroutines have prefix `sfftw_` and provide an equivalent functionality. Long double subroutines (with prefix `lfftw_`) are all empty.

The Fortran FFTW3 wrappers use the default Intel® Fortran compiler convention for name decoration. If your compiler uses a different convention, or if you are using compiler options affecting the name decoration (such as `/Qlowercase`), you may need to compile the wrappers from sources, as described in section [Building Your Own Wrapper Library](#).

For interoperability with C, the declaration of the Fortran FFTW3 interface is provided in header file `include/fftw/fftw3_mkl_f77.h`.

You can call Fortran wrappers from a FORTRAN 77 or Fortran 90 application, although Intel MKL does not provide a Fortran 90 module for the wrappers. For a detailed description of the FFTW Fortran interface, refer to FFTW3 documentation (www.fftw.org).

The following example illustrates calling the FFTW3 wrappers from Fortran:

```
INTEGER*8 plan
INTEGER N
INCLUDE 'fftw3.f'
COMPLEX*16 IN(*), OUT(*)
!...initialize array IN
CALL DFFTW_PLAN_DFT_1D(PLAN, N, IN, OUT, -1, FFTW_ESTIMATE)
IF (PLAN .EQ. 0) STOP
CALL DFFTW_EXECUTE
!...result is in array OUT
```

Building Your Own Wrapper Library

The FFTW3 wrappers to Intel MKL are delivered both integrated in Intel MKL and as source code, which can be compiled to build a standalone wrapper library with exactly the same functionality. Normally you do not need to build the wrappers yourself. However, if your Fortran

application is compiled with a compiler that uses a different name decoration than the Intel® Fortran compiler or if you are using compiler options altering the Fortran name decoration, you may need to build the wrappers that use the appropriate name changing convention.

The source code for the wrappers, makefiles, and function list files are located in subdirectories `.\interfaces\fftw3xc` and `.\interfaces\fftw3xf` in the Intel MKL directory for C and Fortran wrappers, respectively.

To build the wrappers,

1. Change the current directory to the wrapper directory
2. Run the `make` command on Linux* OS and Mac OS* X or the `nmake` command on Windows* OS with a required target and optionally several parameters.

The target, that is, one of `{lib32, lib64, libem64t}`, defines the platform architecture, and the other parameters facilitate selection of the compiler, size of the default `INTEGER` type, and placement of the resulting wrapper library. You can find a detailed and up-to-date description of the parameters in the makefile.

In the following example, the `make` command is used to build the FFTW3 Fortran wrappers to MKL for use from the GNU g77 Fortran compiler on Linux OS based on Intel® 64 architecture:

```
cd interfaces/fftw3xf
make libem64t compiler=gcc fname=a_name__ install_to=/my/path
```

This command builds the wrapper library using the GNU gcc compiler, decorates the name with the second underscore, and places the result, named `libfftw3xf_gcc.a`, into directory `/my/path`. The name of the resulting library is composed of the name of the compiler used and may be changed by an optional parameter.

Building an Application

Normally, the only change needed to build your application with FFTW3 wrappers replacing original FFTW library is to add Intel MKL at the link stage (see section *"Linking Your Application with Intel® Math Kernel Library" in the Intel MKL User's Guide*).

If you recompile your application, add subdirectory `include\fftw` to the search path for header files to avoid FFTW3 version conflicts.

Sometimes, you may have to modify your application according to the following recommendations:

- The application requires


```
#include "fftw3.h",
```

 which it probably already includes.

- The application does not require
`#include "mkl_dfti.h" .`
- The application does not require
`#include "fftw3_mkl.h" .`
 It is required only in case you want to use the `MKL_RODFT00` constant.
- If the application does not check whether a `NULL` plan is returned by plan creation functions, this check must be added, because the FFTW3 to Intel MKL wrappers do not provide 100% of FFTW3 functionality.
- If the application is threaded, take care about shared plans, because the execute functions in the wrappers are not thread safe, unlike the original FFTW3 functions. See a [note about setting `fftw3_mkl.number_of_user_threads` in section "Using FFTW3 wrappers"](#).

Running Examples

There are some examples that demonstrate how to use the wrapper library. The source code for the examples, makefiles used to run them, and the example list files are located in the `.\examples\fftw3xc` and `.\examples\fftw3xf` subdirectories in the Intel MKL directory. To build Fortran examples, one additional file `fftw3.f` is needed. This file is distributed with permission from FFTW and is available in the `.\include\fftw` subdirectory of the Intel MKL directory. The original file can also be found in FFTW 3.2 at <http://www.fftw.org/download.html>.

Example makefile parameters are similar to the wrapper library makefile parameters. Example makefiles normally build and invoke the examples. If the parameter `function=<example_name>` is defined, then only the specified example will run. Otherwise, all examples will be executed. Results of running the examples are saved in subdirectory `._results` in files with extension `.res`.

For detailed information about options for the example makefile, refer to the makefile.

Bibliography

For more information about the BLAS, Sparse BLAS, LAPACK, ScaLAPACK, Sparse Solver, VML, VSL, and FFT functionality, refer to the following publications:

- **BLAS Level 1**

C. Lawson, R. Hanson, D. Kincaid, and F. Krough. *Basic Linear Algebra Subprograms for Fortran Usage*, ACM Transactions on Mathematical Software, Vol.5, No.3 (September 1979) 308-325.

- **BLAS Level 2**

J. Dongarra, J. Du Croz, S. Hammarling, and R. Hanson. *An Extended Set of Fortran Basic Linear Algebra Subprograms*, ACM Transactions on Mathematical Software, Vol.14, No.1 (March 1988) 1-32.

- **BLAS Level 3**

J. Dongarra, J. DuCroz, I. Duff, and S. Hammarling. *A Set of Level 3 Basic Linear Algebra Subprograms*, ACM Transactions on Mathematical Software (December 1989).

- **Sparse BLAS**

D. Dodson, R. Grimes, and J. Lewis. *Sparse Extensions to the FORTRAN Basic Linear Algebra Subprograms*, ACM Transactions on Math Software, Vol.17, No.2 (June 1991).

D. Dodson, R. Grimes, and J. Lewis. *Algorithm 692: Model Implementation and Test Package for the Sparse Basic Linear Algebra Subprograms*, ACM Transactions on Mathematical Software, Vol.17, No.2 (June 1991).

[Duff86] I.S.Duff, A.M.Erisman, and J.K.Reid. *Direct Methods for Sparse Matrices*. Clarendon Press, Oxford, UK, 1986.

[CXML01] *Compaq Extended Math Library*. Reference Guide, Oct.2001.

[Rem05] K.Remington. *A NIST FORTRAN Sparse Blas User's Guide*. (available on <http://math.nist.gov/~KRemington/fspblas/>)

[Saad94] Y.Saad. *SPARSKIT: A Basic Tool-kit for Sparse Matrix Computation*. Version 2, 1994.(<http://www.cs.umn.edu/~saad>)

[Saad96] Y.Saad. *Iterative Methods for Linear Systems*. PWS Publishing, Boston, 1996.

- **LAPACK**

[AndaPark94] A. A. Anda and H. Park. *Fast plane rotations with dynamic scaling*, SIAM J. matrix Anal. Appl., Vol. 15 (1994), pp. 162-174.

[Bischof92] <http://citeseer.ist.psu.edu/bischof92framework.html>

[Demmel92] J. Demmel and K. Veselic. *Jacobi's method is more accurate than QR*, SIAM J. Matrix Anal. Appl. 13(1992):1204-1246.

- [deRijk98] P. P. M. De Rijk. *A one-sided Jacobi algorithm for computing the singular value decomposition on a vector computer*, SIAM J. Sci. Stat. Comp., Vol. 10 (1998), pp. 359-371.
- [Dhillon04] I. Dhillon, B. Parlett. *Multiple representations to compute orthogonal eigenvectors of symmetric tridiagonal matrices*, Linear Algebra and its Applications, 387(1), pp. 1-28, August 2004.
- [Dhillon04-02] I. Dhillon, B. Parlett. *Orthogonal Eigenvectors and * Relative Gaps*, SIAM Journal on Matrix Analysis and Applications, Vol. 25, 2004. (Also LAPACK Working Note 154.)
- [Dhillon97] I. Dhillon. *A new $O(n^2)$ algorithm for the symmetric tridiagonal eigenvalue/eigenvector problem*, Computer Science Division Technical Report No. UCB/CSD-97-971, UC Berkeley, May 1997.
- [Drmac08-1] Z. Drmac and K. Veselic. *New fast and accurate Jacobi SVD algorithm I*, SIAM J. Matrix Anal. Appl. Vol. 35, No. 2 (2008), pp. 1322-1342. LAPACK Working note 169.
- [Drmac08-2] Z. Drmac and K. Veselic. *New fast and accurate Jacobi SVD algorithm II*, SIAM J. Matrix Anal. Appl. Vol. 35, No. 2 (2008), pp. 1343-1362. LAPACK Working note 170.
- [Drmac08-3] Z. Drmac and K. Bujanovic. *On the failure of rank-revealing QR factorization software - a case study*, ACM Trans. Math. Softw. Vol. 35, No 2 (2008), pp. 1-28. LAPACK Working note 176.
- [Drmac08-4] Z. Drmac. *Implementation of Jacobi rotations for accurate singular value computation in floating point arithmetic*, SIAM J. Sci. Comp., Vol. 18 (1997), pp. 1200-1222.
- [Golub96] G. Golub and C. Van Loan. *Matrix Computations*, Johns Hopkins University Press, Baltimore, third edition, 1996.
- [LUG] E. Anderson, Z. Bai, C. Bischof, S. Blackford, J. Demmel, J. Dongarra, J. Du Croz, A. Greenbaum, S. Hammarling, A. McKenney, and D. Sorensen. *LAPACK Users' Guide*, Third Edition, Society for Industrial and Applied Mathematics (SIAM), 1999.
- [Kahan66] W. Kahan. *Accurate Eigenvalues of a Symmetric Tridiagonal Matrix*, Report CS41, Computer Science Dept., Stanford University, July 21, 1966.
- [Marques06] O. Marques, E.J. Riedy, and Ch. Voemel. *Benefits of IEEE-754 Features in Modern Symmetric Tridiagonal Eigensolvers*, SIAM Journal on Scientific Computing, Vol. 28, No. 5, 2006. (Tech report version in LAPACK Working Note 172 with the same title.)

- **ScaLAPACK**

[SLUG] L. Blackford, J. Choi, A. Cleary, E. D'Azevedo, J. Demmel, I. Dhillon, J. Dongarra, S. Hammarling, G. Henry, A. Petitet, K. Stanley, D. Walker, and R. Whaley. *ScaLAPACK Users' Guide*, Society for Industrial and Applied Mathematics (SIAM), 1997.

- **Sparse Solver**

- [Duff99] I. S. Duff and J. Koster. *The Design and Use of Algorithms for Permuting Large Entries to the Diagonal of Sparse Matrices*. SIAM J. Matrix Analysis and Applications, 20(4):889-901, 1999.
- [Dong95] J. Dongarra, V. Eijkhout, A. Kalhan. *Reverse Communication Interface for Linear Algebra Templates for Iterative Methods*. UT-CS-95-291, May 1995. <http://www.netlib.org/lapack/lawns/pdf/lawn99.pdf>
- [Karypis98] G. Karypis and V. Kumar. *A Fast and High Quality Multilevel Scheme for Partitioning Irregular Graphs*. SIAM Journal on Scientific Computing, 20(1):359-392, 1998.
- [Li99] X.S. Li and J.W. Demmel. *A Scalable Sparse Direct Solver Using Static Pivoting*. In Proceeding of the 9th SIAM conference on Parallel Processing for Scientific Computing, San Antonio, Texas, March 22-34, 1999.
- [Liu85] J.W.H. Liu. *Modification of the Minimum-Degree algorithm by multiple elimination*. ACM Transactions on Mathematical Software, 11(2):141-153, 1985.
- [Menon98] R. Menon L. Dagnum. *OpenMP: An Industry-Standard API for Shared-Memory Programming*. IEEE Computational Science & Engineering, 1:46-55, 1998. <http://www.openmp.org>.
- [Saad03] Y. Saad. *Iterative Methods for Sparse Linear Systems*. 2nd edition, SIAM, Philadelphia, PA, 2003.
- [Schenk00] O. Schenk. *Scalable Parallel Sparse LU Factorization Methods on Shared Memory Multiprocessors*. PhD thesis, ETH Zurich, 2000.
- [Schenk00-2] O. Schenk, K. Gartner, and W. Fichtner. *Efficient Sparse LU Factorization with Left-right Looking Strategy on Shared Memory Multiprocessors*. BIT, 40(1):158-176, 2000.
- [Schenk01] O. Schenk and K. Gartner. *Sparse Factorization with Two-Level Scheduling in PARDISO*. In Proceeding of the 10th SIAM conference on Parallel Processing for Scientific Computing, Portsmouth, Virginia, March 12-14, 2001.
- [Schenk02] O. Schenk and K. Gartner. *Two-level scheduling in PARDISO: Improved Scalability on Shared Memory Multiprocessing Systems*. Parallel Computing, 28:187-197, 2002.

- [Schenk03] O. Schenk and K. Gartner. *Solving Unsymmetric Sparse Systems of Linear Equations with PARDISO*. Journal of Future Generation Computer Systems, 20(3):475-487, 2004.
- [Schenk04] O. Schenk and K. Gartner. *On Fast Factorization Pivoting Methods for Sparse Symmetric Indefinite Systems*. Technical Report, Department of Computer Science, University of Basel, 2004, submitted.
- [Sonn89] P. Sonneveld. *CGS, a Fast Lanczos-Type Solver for Nonsymmetric Linear Systems*. SIAM Journal on Scientific and Statistical Computing, 10:36-52, 1989.
- [Young71] D.M.Young. *Iterative Solution of Large Linear Systems*. New York, Academic Press, Inc., 1971.

- **VSL**

- [VSL Notes] *Intel® MKL Vector Statistical Library Notes*, a document present on the Intel® MKL product web-page.
- [Bratley87] Bratley P., Fox B.L., and Schrage L.E. *A Guide to Simulation*. 2nd edition. Springer-Verlag, New York, 1987.
- [Bratley88] Bratley P. and Fox B.L. *Implementing Sobol's Quasirandom Sequence Generator*, ACM Transactions on Mathematical Software, Vol. 14, No. 1, Pages 88-100, March 1988.
- [Bratley92] Bratley P., Fox B.L., and Niederreiter H. *Implementation and Tests of Low-Discrepancy Sequences*, ACM Transactions on Modeling and Computer Simulation, Vol. 2, No. 3, Pages 195-213, July 1992.
- [Coddington94] Coddington, P. D. *Analysis of Random Number Generators Using Monte Carlo Simulation*. Int. J. Mod. Phys. C-5, 547, 1994.
- [Gentle98] Gentle, James E. *Random Number Generation and Monte Carlo Methods*, Springer-Verlag New York, Inc., 1998.
- [L'Ecuyer94] L'Ecuyer, Pierre. *Uniform Random Number Generation*. Annals of Operations Research, 53, 77-120, 1994.
- [L'Ecuyer99] L'Ecuyer, Pierre. *Tables of Linear Congruential Generators of Different Sizes and Good Lattice Structure*. Mathematics of Computation, 68, 225, 249-260, 1999.
- [L'Ecuyer99a] L'Ecuyer, Pierre. *Good Parameter Sets for Combined Multiple Recursive Random Number Generators*. Operations Research, 47, 1, 159-164, 1999.
- [L'Ecuyer01] L'Ecuyer, Pierre. *Software for Uniform Random Number Generation: Distinguishing the Good and the Bad*. Proceedings of the 2001 Winter Simulation Conference, IEEE Press, 95-105, Dec. 2001.

- [Kirkpatrick81] Kirkpatrick, S., and Stoll, E. *A Very Fast Shift-Register Sequence Random Number Generator*. Journal of Computational Physics, V. 40. 517-526, 1981.
- [Knuth81] Knuth, Donald E. *The Art of Computer Programming, Volume 2, Seminumerical Algorithms*. 2nd edition, Addison-Wesley Publishing Company, Reading, Massachusetts, 1981.
- [Matsumoto98] Matsumoto, M., and Nishimura, T. *Mersenne Twister: A 623-Dimensionally Equidistributed Uniform Pseudo-Random Number Generator*, ACM Transactions on Modeling and Computer Simulation, Vol. 8, No. 1, Pages 3-30, January 1998.
- [Matsumoto00] Matsumoto, M., and Nishimura, T. *Dynamic Creation of Pseudorandom Number Generators*, 56-69, in: Monte Carlo and Quasi-Monte Carlo Methods 1998, Ed. Niederreiter, H. and Spanier, J., Springer 2000, <http://www.math.sci.hiroshima-u.ac.jp/%7Emat/MT/DC/dc.html>.
- [NAG] NAG Numerical Libraries.
http://www.nag.co.uk/numeric/numerical_libraries.asp
- [Sobol76] Sobol, I.M., and Levitan, Yu.L. *The production of points uniformly distributed in a multidimensional cube*. Preprint 40, Institute of Applied Mathematics, USSR Academy of Sciences, 1976 (In Russian).

- **FFT**

- [1] E. Oran Brigham, *The Fast Fourier Transform and Its Applications*, Prentice Hall, New Jersey, 1988.
- [2] Athanasios Papoulis, *The Fourier Integral and its Applications*, 2nd edition, McGraw-Hill, New York, 1984.
- [3] Ping Tak Peter Tang, *DFTI - a new interface for Fast Fourier Transform libraries*, ACM Transactions on Mathematical Software, Vol. 31, Issue 4, Pages 475 - 507, 2005.
- [4] Charles Van Loan, *Computational Frameworks for the Fast Fourier Transform*, SIAM, Philadelphia, 1992.

- **VML**

J.M.Muller. *Elementary functions: algorithms and implementation*, Birkhauser Boston, 1997.

IEEE Standard for Binary Floating-Point Arithmetic. ANSI/IEEE Std 754-1985.

- **Optimization Solvers**

- [Conn00] A. R. Conn, N. I.M. Gould, P. L. Toint. *Trust-region Methods*. SIAM Society for Industrial & Applied Mathematics, Englewood Cliffs, New Jersey, MPS-SIAM Series on Optimization edition, 2000.
- [Dong95] J. Dongarra, V. Eijkhout, A. Kalhan. *Reverse communication interface for linear algebra templates for iterative methods*. 1995.

For a reference implementation of BLAS, sparse BLAS, LAPACK, and ScaLAPACK packages (without platform-specific optimizations) visit www.netlib.org

Glossary



A^H	Denotes the conjugate transpose of a general matrix A . <i>See also</i> conjugate matrix.
A^T	Denotes the transpose of a general matrix A . <i>See also</i> transpose.
band matrix	A general m -by- n matrix A such that $a_{ij} = 0$ for $ i - j > 1$, where $1 < 1 < \min(m, n)$. For example, any tridiagonal matrix is a band matrix.
band storage	A special storage scheme for band matrices. A matrix is stored in a two-dimensional array: columns of the matrix are stored in the corresponding columns of the array, and <i>diagonals</i> of the matrix are stored in rows of the array.
BLAS	Abbreviation for Basic Linear Algebra Subprograms. These subprograms implement vector, matrix-vector, and matrix-matrix operations.
BRNG	Abbreviation for Basic Random Number Generator. Basic random number generators are pseudorandom number generators imitating i.i.d. random number sequences of uniform distribution. Distributions other than uniform are generated by applying different transformation techniques to the sequences of random numbers of uniform distribution.
BRNG registration	Standardized mechanism that allows a user to include a user-designed BRNG into the VSL and use it along with the predefined VSL basic generators.
Bunch-Kaufman factorization	Representation of a real symmetric or complex Hermitian matrix A in the form $A = PUDU^H P^T$ (or $A = PLDL^H P^T$) where P is a permutation matrix, U and L are upper and lower triangular matrices with unit diagonal, and D is a Hermitian block-diagonal matrix with 1-by-1 and 2-by-2 diagonal blocks. U and L have 2-by-2 unit diagonal blocks corresponding to the 2-by-2 blocks of D .
c	When found as the first letter of routine names, c indicates the usage of single-precision complex data type.
CBLAS	C interface to the BLAS. <i>See</i> BLAS.
CDF	Cumulative Distribution Function. The function that determines probability distribution for univariate or multivariate random variable x . For univariate distribution the cumulative distribution function is the function of real argument x , which for every x takes a value equal to probability of the event $A: X \leq x$. For multivariate distribution the cumulative distribution function is the function of a real vector $x = (x_1, x_2, \dots, x_n)$, which, for every x , takes a value equal to probability of the event $A = (X_1 \leq x_1 \ \& \ X_2 \leq x_2, \ \& \ \dots, \ \& \ X_n \leq x_n)$.

Cholesky factorization	Representation of a symmetric positive-definite or, for complex data, Hermitian positive-definite matrix A in the form $A = U^H U$ or $A = L L^H$, where L is a lower triangular matrix and U is an upper triangular matrix.
condition number	The number $\kappa(A)$ defined for a given square matrix A as follows: $\kappa(A) = \frac{\ A\ }{\ A^{-1}\ }$.
conjugate matrix	The matrix A^H defined for a given general matrix A as follows: $(A^H)_{ij} = (a_{ji})^*$.
conjugate number	The conjugate of a complex number $z = a + bi$ is $z^* = a - bi$.
d	When found as the first letter of routine names, d indicates the usage of double-precision real data type.
dot product	The number denoted $x \cdot y$ and defined for given vectors x and y as follows: $x \cdot y = \sum_i x_i y_i.$ Here x_i and y_i stand for the i -th elements of x and y , respectively.
double precision	A floating-point data type. On Intel® processors, this data type allows you to store real numbers x such that $2.23 \times 10^{-308} < x < 1.79 \times 10^{308}$. For this data type, the machine precision ε is approximately 10^{-15} , which means that double-precision numbers usually contain no more than 15 significant decimal digits. For more information, refer to <i>Intel® 64 and IA-32 Architectures Software Developer's Manual, Volume 1: Basic Architecture</i> .
eigenvalue	See eigenvalue problem.
eigenvalue problem	A problem of finding non-zero vectors x and numbers λ (for a given square matrix A) such that $Ax = \lambda x$. Here the numbers λ are called the eigenvalues of the matrix A and the vectors x are called the eigenvectors of the matrix A .
eigenvector	See eigenvalue problem.
elementary reflector(Householder matrix)	Matrix of a general form $H = I - \tau v v^T$, where v is a column vector and τ is a scalar. In LAPACK elementary reflectors are used, for example, to represent the matrix Q in the QR factorization (the matrix Q is represented as a product of elementary reflectors).
factorization	Representation of a matrix as a product of matrices. See also Bunch-Kaufman factorization, Cholesky factorization, LU factorization, LQ factorization, QR factorization, Schur factorization.
FFTs	Abbreviation for Fast Fourier Transforms. See Chapter 11 of this book.
full storage	A storage scheme allowing you to store matrices of any kind. A matrix A is stored in a two-dimensional array a , with the matrix element a_{ij} stored in the array element $a(i, j)$.

Hermitian matrix	A square matrix A that is equal to its conjugate matrix A^H . The conjugate A^H is defined as follows: $(A^H)_{ij} = (a_{ji})^*$.
I	See identity matrix.
identity matrix	A square matrix I whose diagonal elements are 1, and off-diagonal elements are 0. For any matrix A , $AI = A$ and $IA = A$.
i.i.d.	Independent Identically Distributed.
in-place	Qualifier of an operation. A function that performs its operation in-place takes its input from an array and returns its output to the same array.
Intel MKL	Abbreviation for Intel® Math Kernel Library.
inverse matrix	The matrix denoted as A^{-1} and defined for a given square matrix A as follows: $AA^{-1} = A^{-1}A = I$. A^{-1} does not exist for singular matrices A .
LQ factorization	Representation of an m -by- n matrix A as $A = LQ$ or $A = (L \ 0)Q$. Here Q is an n -by- n orthogonal (unitary) matrix. For $m \leq n$, L is an m -by- m lower triangular matrix with real diagonal elements; for $m > n$,
	$L = \begin{bmatrix} L_1 \\ L_2 \end{bmatrix}$
	where L_1 is an n -by- n lower triangular matrix, and L_2 is a rectangular matrix.
LU factorization	Representation of a general m -by- n matrix A as $A = PLU$, where P is a permutation matrix, L is lower triangular with unit diagonal elements (lower trapezoidal if $m > n$) and U is upper triangular (upper trapezoidal if $m < n$).
machine precision	The number ε determining the precision of the machine representation of real numbers. For Intel® architecture, the machine precision is approximately 10^{-7} for single-precision data, and approximately 10^{-15} for double-precision data. The precision also determines the number of significant decimal digits in the machine representation of real numbers. <i>See also</i> double precision and single precision.
MPI	Message Passing Interface. This standard defines the user interface and functionality for a wide range of message-passing capabilities in parallel computing.
MPICH	A freely available, portable implementation of MPI standard for message-passing libraries.
orthogonal matrix	A real square matrix A whose transpose and inverse are equal, that is, $A^T = A^{-1}$, and therefore $AA^T = A^TA = I$. All eigenvalues of an orthogonal matrix have the absolute value 1.

packed storage	A storage scheme allowing you to store symmetric, Hermitian, or triangular matrices more compactly. The upper or lower triangle of a matrix is packed by columns in a one-dimensional array.
PDF	Probability Density Function. The function that determines probability distribution for univariate or multivariate continuous random variable x . The probability density function $f(x)$ is closely related with the cumulative distribution function $F(x)$. For univariate distribution the relation is

$$F(x) = \int_{-\infty}^x f(t) dt .$$

For multivariate distribution the relation is

$$F(x_1, x_2, \dots, x_n) = \int_{-\infty}^{x_1} \int_{-\infty}^{x_2} \dots \int_{-\infty}^{x_n} f(t_1, t_2, \dots, t_n) dt_1 dt_2 \dots dt_n .$$

positive-definitematrix	A square matrix A such that $Ax \cdot x > 0$ for any non-zero vector x . Here \cdot denotes the dot product.
pseudorandom number generator	A completely deterministic algorithm that imitates truly random sequences.
QR factorization	Representation of an m -by- n matrix A as $A = QR$, where Q is an m -by- m orthogonal (unitary) matrix, and R is n -by- n upper triangular with real diagonal elements (if $m \geq n$) or trapezoidal (if $m < n$) matrix.
random stream	An abstract source of independent identically distributed random numbers of uniform distribution. In this manual a random stream points to a structure that uniquely defines a random number sequence generated by a basic generator associated with a given random stream.
RNG	Abbreviation for Random Number Generator. In this manual the term "random number generators" stands for pseudorandom number generators, that is, generators based on completely deterministic algorithms imitating truly random sequences.
Rectangular Full Packed (RFP) storage	A storage scheme combining the full and packed storage schemes for the upper or lower triangle of the matrix. This combination enables using half of the full storage as packed storage while maintaining efficiency by using Level 3 BLAS/LAPACK kernels as the full storage.
s	When found as the first letter of routine names, s indicates the usage of single-precision real data type.

ScaLAPACK	Stands for Scalable Linear Algebra PACKage.
Schur factorization	Representation of a square matrix A in the form $A = ZTZ^H$. Here T is an upper quasi-triangular matrix (for complex A , triangular matrix) called the Schur form of A ; the matrix Z is orthogonal (for complex A , unitary). Columns of Z are called Schur vectors.
single precision	A floating-point data type. On Intel® processors, this data type allows you to store real numbers x such that $1.18 \times 10^{-38} < x < 3.40 \times 10^{38}$. For this data type, the machine precision (ϵ) is approximately 10^{-7} , which means that single-precision numbers usually contain no more than 7 significant decimal digits. For more information, refer to <i>Intel® 64 and IA-32 Architectures Software Developer's Manual, Volume 1: Basic Architecture</i> .
singular matrix	A matrix whose determinant is zero. If A is a singular matrix, the inverse A^{-1} does not exist, and the system of equations $AX = b$ does not have a unique solution (that is, there exist no solutions or an infinite number of solutions).
singular value	The numbers defined for a given general matrix A as the eigenvalues of the matrix AA^H . <i>See also</i> SVD.
SMP	Abbreviation for Symmetric MultiProcessing. The MKL offers performance gains through parallelism provided by the SMP feature.
sparse BLAS	Routines performing basic vector operations on sparse vectors. Sparse BLAS routines take advantage of vectors' sparsity: they allow you to store only non-zero elements of vectors. <i>See</i> BLAS.
sparse vectors	Vectors in which most of the components are zeros.
storage scheme	The way of storing matrices. <i>See</i> full storage, packed storage, and band storage.
SVD	Abbreviation for Singular Value Decomposition. <i>See also</i> Singular value decomposition section in Chapter 5.
symmetric matrix	A square matrix A such that $a_{ij} = a_{ji}$.
transpose	The transpose of a given matrix A is a matrix A^T such that $(A^T)_{ij} = a_{ji}$ (rows of A become columns of A^T , and columns of A become rows of A^T).
trapezoidal matrix	A matrix A such that $A = (A_1 A_2)$, where A_1 is an upper triangular matrix, A_2 is a rectangular matrix.
triangular matrix	A matrix A is called an upper (lower) triangular matrix if all its subdiagonal elements (superdiagonal elements) are zeros. Thus, for an upper triangular matrix $a_{ij} = 0$ when $i > j$; for a lower triangular matrix $a_{ij} = 0$ when $i < j$.
tridiagonal matrix	A matrix whose non-zero elements are in three diagonals only: the leading diagonal, the first subdiagonal, and the first super-diagonal.

unitary matrix	A complex square matrix A whose conjugate and inverse are equal, that is, that is, $A^H = A^{-1}$, and therefore $AA^H = A^HA = I$. All eigenvalues of a unitary matrix have the absolute value 1.
VML	Abbreviation for Vector Mathematical Library. See Chapter 9 of this book.
VSL	Abbreviation for Vector Statistical Library. See Chapter 10 of this book.
z	When found as the first letter of routine names, z indicates the usage of double-precision complex data type.

Index

?_backward_trig_transform 3152
?_commit_Helmholtz_2D 3180
?_commit_Helmholtz_3D 3180
?_commit_sph_np 3196
?_commit_sph_p 3196
?_commit_trig_transform 3147
?_forward_trig_transform 3150
?_Helmholtz_2D 3186
?_Helmholtz_3D 3186
?_init_Helmholtz_2D 3177
?_init_Helmholtz_3D 3177
?_init_sph_np 3193
?_init_sph_p 3193
?_init_trig_transform 3146
?_sph_np 3198
?_sph_p 3198
?asum 64
?axpy 65
?axpyi 189
?bdsdc 1000
?bdsqr 996
?ConvExec 2937
?ConvExec1D 2942
?ConvExecX 2947
?ConvExecX1D 2953
?ConvNewTask 2910
?ConvNewTask1D 2914
?ConvNewTaskX 2917
?copy 67
?CorrExec 2937
?CorrExec1D 2942
?CorrExecX 2947
?CorrExecX1D 2953
?CorrNewTask 2910
?CorrNewTask1D 2914
?CorrNewTaskX 2917
?CorrNewTaskX1D 2922
?dbtf2 2484
?dbtrf 2486
?disna 1084
?dot 69
?dotc 72
?dotci 193
?doti 191
?dotu 73
?dotui 194
?dttrf 2488
?dttrsv 2489
?gamn2d 3290
?gamx2d 3288
?gbbrd 978
?gbcon 578
?gbequ 720
?gbequb 723
?gbmv 92
?gbrfs 621
?gbrfsx 624
?gbsv 761
?gbsvx 763
?gbsvxx 770
?gbtf2 1549
?gbtrf 507
?gbtrs 540
?gebak 1128
?gebal 1124
?gebd2 1550
?gebr2d 3304
?gebrd 974

?gebs2d 3302	?gges 1484
?gecon 576	?ggesx 1492
?geequ 716	?ggevx 1501
?geequb 718	?ggevx 1507
?gees 1348	?ggglm 1244
?geesx 1354	?gghrd 1166
?geev 1361	?gglse 1241
?geevx 1366	?ggqrf 963
?gehd2 1552	?ggrqf 967
?gehrd 1109	?ggsvd 1398
?gejsv 1384	?ggsvp 1210
?gelq2 1555	?gsum2d 3292
?gelqf 911	?gsvj0 1924
?gels 1223	?gsvj1 1927
?gelsd 1235	?gtcon 581
?gelss 1232	?gthr 196
?gelsy 1227	?gthrz 197
?gemm 158	?gtrfs 633
?gemm3m 488	?gtsv 781
?gemv 96	?gtsvx 783
?geql2 1557	?gttrf 510
?geqlf 926	?gttrs 542
?geqp3 896	?gtts2 1566
?geqpf 893	?hbev 1311
?geqr2 1558	?hbevd 1317
?geqrf 889	?hbevx 1327
?ger 99	?hbgst 1099
?gerc 101	?hbgv 1462
?gerfs 609	?hbgvd 1469
?gerfsx 612	?hbgvx 1479
?gerq2 1560	?hbtrd 1048
?gerqf 940	?hecon 595
?geru 103	?heequb 736
?gerv2d 3299	?heev 1252
?gesc2 1562	?heevd 1259
?gesd2d 3297	?heevr 1279
?gesdd 1379	?heevx 1268
?gesv 739	?heft2 1906
?gesvd 1373	?hegst 1089
?gesvj 1393	?hegv 1410
?gesvx 743	?hegvd 1417
?gesvxx 750	?hegvx 1428
?getc2 1563	?hemm 161
?getf2 1565	?hemv 108
?getrf 504	?her 111
?getri 694	?her2 113
?getrs 537	?her2k 167
?ggbak 1172	?herdb 1015
?ggbal 1169	?herfs 668

?herfsx 671	?laed6 1598
?herk 164	?laed7 1599
?hesv 849	?laed8 1604
?hesvx 853	?laed9 1607
?hesvxx 858	?laeda 1609
?hetrd 1024	?laein 1611
?hetrf 528	?laesy 1537
?hetri 704	?laev2 1614
?hetrs 560	?laexc 1616
?hfrk 1933	?lag2 1618
?hgeqz 1175	?lags2 1620
?hpcon 599	?lagtf 1622
?hpev 1288	?lagtm 1625
?hpevd 1295	?lagts 1627
?hpevx 1304	?lagv2 1629
?hpgst 1094	?lahef 1851
?hpgv 1437	?lahqr 1631
?hpgvd 1444	?lahr2 1637
?hpgvx 1454	?lahrd 1634
?hpmv 116	?laic1 1640
?hpr 118	?laisnan 1568
?hpr2 120	?laln2 1642
?hprfs 682	?lals0 1646
?hpsv 875	?lalsa 1650
?hpsvx 877	?lalsd 1654
?hptrd 1039	?lamc1 1967
?hptrf 534	?lamc2 1967
?hptri 708	?lamc3 1969
?hptrs 565	?lamc4 1969
?hsein 1136	?lamc5 1970
?hseqr 1130	?lamch 1965
?isnan 1568	?lamrg 1657
?la_syamv 1922	?lamsh 2475
?labrd 1569	?laneg 1658
?lacgv 1533	?langb 1659
?lacn2 1572	?lange 1661
?lacon 1574	?langt 1662
?lacy 1576	?lanhb 1667
?lacrm 1534	?lanhe 1675
?lact 1535	?lanhf 1939
?ladiv 1577	?lanhp 1671
?lae2 1578	?lanhs 1664
?laebz 1580	?lansb 1665
?laed0 1585	?lansf 1937
?laed1 1588	?lansp 1669
?laed2 1590	?lanst/?lanht 1672
?laed3 1593	?lansy 1674
?laed4 1595	?lantb 1677
?laed5 1597	?lantp 1679

?lantr 1681	?lascl 1787
?lanv2 1683	?lasd0 1789
?lapll 1684	?lasd1 1791
?lapmt 1686	?lasd2 1794
?lapy2 1687	?lasd3 1798
?lapy3 1688	?lasd4 1801
?laqgb 1688	?lasd5 1803
?laqge 1690	?lasd6 1804
?laqhb 1692	?lasd7 1809
?laqp2 1694	?lasd8 1813
?laqps 1696	?lasd9 1816
?laqr0 1698	?lasda 1818
?laqr1 1702	?lasdq 1822
?laqr2 1704	?lasdt 1825
?laqr3 1708	?laset 1826
?laqr4 1712	?lasorte 2479
?laqr5 1716	?lasq1 1827
?laqsb 1720	?lasq2 1829
?laqsp 1722	?lasq3 1830
?laqsy 1724	?lasq4 1832
?laqtr 1726	?lasq5 1834
?lar1v 1728	?lasq6 1835
?lar2v 1732	?lasr 1836
?laref 2477	?lasrt 1840
?larf 1733	?lasrt2 2480
?larfb 1735	?lassq 1841
?larfg 1737	?lasv2 1843
?larfp 1920	?laswp 1845
?larft 1739	?lasy2 1846
?larfx 1742	?lasyf 1848
?largv 1744	?latbs 1853
?larnv 1746	?latdf 1856
?larra 1747	?latps 1858
?larrb 1749	?latrd 1860
?larrc 1751	?latrs 1864
?larrd 1753	?latrz 1869
?larre 1757	?lauu2 1871
?larrf 1761	?lauum 1872
?larrj 1764	?nrm2 74
?larrk 1766	?opgtr 1034
?larrl 1768	?opmtr 1036
?larrv 1769	?org2l/?ung2l 1874
?lartg 1774	?org2r/?ung2r 1876
?lartv 1775	?orgbr 981
?laruv 1777	?orghr 1111
?larz 1778	?orgl2/?ungl2 1877
?larzb 1780	?orglq 915
?larzt 1782	?orgql 929
?las2 1786	?orgqr 899

?org2/?ungr2 1879	?pstrf 514
?orgq 943	?ptcon 590
?orgtr 1018	?pteqr 1073
?orm2/?unm2l 1881	?ptrfs 653
?orm2r/?unm2r 1883	?ptsv 824
?ormbr 985	?ptsvx 826
?ormhr 1114	?pttrf 522
?orml2/?unml2 1886	?pttrs 555
?ormlq 918	?pttrsv 2491
?ormql 934	?ptts2 1897
?ormqr 902	?rot 76, 1538
?ormr2/?unmr2 1888	?rotg 78
?ormr3/?unmr3 1891	?roti 199
?ormrq 948	?rotm 79
?ormrz 957	?rotmg 81
?ormtr 1020	?rscl 1898
?pbcon 588	?sbev 1308
?pbequ 732	?sbevd 1313
?pbrfs 650	?sbevz 1322
?pbstf 1102	?sbgst 1096
?pbsv 816	?sbgv 1459
?pbsvx 819	?sbgvd 1465
?pbt2 1893	?sbgvx 1474
?pbtrf 520	?sbmv 123
?pbtrs 552	?sbtrd 1045
?pftrf 516	?scal 84
?pftri 699	?sctr 200
?pftrs 548	?sdot 70
?pocon 584	?sfrk 1931
?poequ 725	?spcon 597
?poequb 728	?spev 1286
?porfs 636	?spevd 1291
?porfsx 639	?spevx 1299
?posv 788	?spgst 1091
?posvx 792	?spgv 1434
?posvxx 798	?spgvd 1440
?potf2 1895	?spgvx 1449
?potrf 512	?spm2 126, 1539
?potri 697	?spr 129, 1541
?potrs 545	?spr2 131
?ppcon 586	?sprfs 679
?ppequ 729	?spsv 868
?pprfs 647	?spsvx 870
?ppsv 808	?sptrd 1032
?ppsvx 811	?sptrf 531
?pptrf 518	?sptri 706
?pptri 700	?sptrs 562
?pptrs 550	?stebz 1077
?pstf2 1950	?stedc 1062

?stegr 1067	?tgevc 1183
?stein 1081	?tgex2 1908
?stemr 1057	?tgexc 1188
?steqr 1053	?tgsen 1191
?steqr2 2493	?tgsja 1214
?sterf 1051	?tgsna 1204
?stev 1332	?tgsy2 1910
?stevd 1334	?tgsyl 1199
?stevr 1342	?tpcon 604
?stevx 1338	?tpmv 147
?sum1 1548	?tprfs 688
?swap 85	?tpsv 149
?sycon 593	?tptri 714
?syequb 734	?tptrs 570
?syev 1249	?tpttf 1944
?syevd 1255	?tpttr 1945
?syevr 1273	?trbr2d 3305
?syevx 1263	?trbs2d 3303
?sygs2/?hegs2 1900	?trcon 601
?sygst 1087	?trevc 1142
?sygv 1406	?trexc 1153
?sygvd 1413	?trmm 181
?sygvx 1422	?trmv 152
?symm 170	?trrfs 685
?symv 133, 1543	?trrv2d 3300
?syr 136, 1545	?trsd2d 3298
?syr2 138	?trsen 1156
?syr2k 177	?trsm 184
?syldb 1012	?trsna 1147
?syrrfs 656	?trsv 154
?syrrfsx 659	?trsyl 1162
?syrrk 174	?trti2 1915
?sysv 830	?trtri (LAPACK) 710
?sysvx 834	?trtrs (LAPACK) 567
?sysvxx 839	?trttf 1947
?sytd2/?hetd2 1902	?trttp 1949
?sytf2 1904	?tzrzf 954
?sytrd 1009	?ungbr 988
?sytrf 524	?unghr 1118
?sytri 702	?unglq 921
?sytrs 557	?ungql 932
?tbcon 606	?ungqr 905
?tbmv 140	?ungrq 946
?tbsv 144	?ungtr 1027
?tbtrs 573	?unmbr 992
?tfsm 1935	?unmhr 1121
?tftri 712	?unmlq 923
?tfttp 1941	?unmqi 937
?tfttr 1942	?unmqr 908

?unmrq 951
 ?unmrz 960
 ?unmtr 1029
 ?upgtr 1041
 ?upmtr 1043

1-norm value
 complex Hermitian matrix
 packed storage 1671
 complex Hermitian matrix in RFP format 1939
 complex Hermitian tridiagonal matrix 1672
 complex symmetric matrix 1674
 general rectangular matrix 1661, 2346
 general tridiagonal matrix 1662
 Hermitian band matrix 1667
 real symmetric matrix 1674, 2350
 real symmetric matrix in RFP format 1937
 real symmetric tridiagonal matrix 1672
 symmetric band matrix 1665
 symmetric matrix
 packed storage 1669
 trapezoidal matrix 1681
 triangular band matrix 1677
 triangular matrix
 packed storage 1679
 upper Hessenberg matrix 1664, 2348

A

absolute value of a vector element
 largest 87
 smallest 88
 accuracy modes, in VML 2601
 adding magnitudes of elements of a distributed vector 3060
 adding magnitudes of the vector elements 64
 arguments
 matrix 3365
 sparse vector 187
 vector 3363
 array descriptor 1979, 3055
 auxiliary routines
 LAPACK 1517
 ScaLAPACK 2285

B

balancing a matrix 1124
 band storage scheme 3365
 basic quasi-random number generator
 Niederreiter 2776
 Sobol 2776
 basic random number generators 2767, 2775, 2776
 GFSR 2775
 MCG, 32-bit 2775
 MCG, 59-bit 2776
 Mersenne Twister
 MT19937 2776
 MT2203 2776
 MRG 2776
 Wichmann-Hill 2776
 Bernoulli 2874
 Beta 2864
 bidiagonal matrix
 LAPACK 971
 ScaLAPACK 2180
 Binomial 2878
 bisection 1749
 BLACS 1979, 3286, 3288, 3290, 3292, 3293, 3297,
 3298, 3299, 3300, 3301, 3302, 3303, 3304,
 3305, 3306, 3307, 3308, 3309, 3310, 3312,
 3313, 3315, 3316, 3317, 3318, 3319, 3320,
 3321, 3322
 broadcast 3301
 combines 3286
 destruction routines 3315
 informational routines 3318
 initialization routines 3306
 miscellaneous routines 3320
 point to point communication 3293
 ?gamn2d 3290
 ?gamx2d 3288
 ?gebr2d 3304
 ?gebs2d 3302
 ?gerv2d 3299
 ?gesd2d 3297
 ?gsum2d 3292
 ?trbr2d 3305
 ?trbs2d 3303
 ?trrv2d 3300
 ?trsd2d 3298
 blacs_abort 3316
 blacs_barrier 3321
 blacs_exit 3317

BLACS (continued)

- blacs_freebuff 3315
- blacs_get 3309
- blacs_gridexit 3316
- blacs_gridinfo 3318
- blacs_gridinit 3312
- blacs_gridmap 3313
- blacs_pcoord 3320
- blacs_pinfo 3307
- blacs_pnum 3319
- blacs_set 3310
- blacs_setup 3308
- usage examples 3322

BLACS routines

- matrix shapes 3285

- blacs_abort 3316
- blacs_barrier 3321
- blacs_exit 3317
- blacs_freebuff 3315
- blacs_get 3309
- blacs_gridexit 3316
- blacs_gridinfo 3318
- blacs_gridinit 3312
- blacs_gridmap 3313
- blacs_pcoord 3320
- blacs_pinfo 3307
- blacs_pnum 3319
- blacs_set 3310
- blacs_setup 3308

BLAS Code Examples 3373

BLAS Level 1 routines

- ?asum 63, 64
- ?axpy 63, 65
- ?copy 63, 67
- ?dot 63, 69
- ?dotc 63, 72
- ?dotu 63, 73
- ?nrm2 63, 74
- ?rot 63, 76
- ?rotg 63, 78
- ?rotrm 63, 79
- ?rotmg 81
- ?rotmq 63
- ?scal 63, 84
- ?sdot 63, 70
- ?swap 63, 85
- code example 3373
- dcabs1 63, 89
- i?amax 63, 87

BLAS Level 1 routines (continued)

- i?amin 63, 88

BLAS Level 2 routines

- ?gbmv 90, 92
- ?gemv 90, 96
- ?ger 90, 99
- ?gerc 90, 101
- ?geru 90, 103
- ?hbmvm 90, 105
- ?hemv 90, 108
- ?her 90, 111
- ?her2 90, 113
- ?hpmv 90, 116
- ?hpr 90, 118
- ?hpr2 90, 120
- ?sbmv 90, 123
- ?spmv 90, 126
- ?spr 90, 129
- ?spr2 90, 131
- ?symv 90, 133
- ?syr 90, 136
- ?syr2 90, 138
- ?tbmv 90, 140
- ?tbsv 90, 144
- ?tpmv 90, 147
- ?tpsv 90, 149
- ?trmv 90, 152
- ?trsv 90, 154
- code example 3374

BLAS Level 3 routines

- ?gemm 156, 158
- ?gemm3m 488
- ?hemm 156, 161
- ?her2k 156, 167
- ?herk 156, 164
- ?symm 156, 170
- ?syr2k 156, 177
- ?syrk 156, 174
- ?tfsn 1935
- ?trmm 156, 181
- ?trsm 156, 184
- code example 3375

BLAS routines

- routine groups 59

BLAS-like extensions 469

BLAS-like transposition routines

- mkl_?imatcopy 470
- mkl_?omatadd 483
- mkl_?omatcopy 474

BLAS-like transposition routines (*continued*)
 mkl_?omatcopy2 479
block reflector
 general matrix
 LAPACK 1780
 ScaLAPACK 2387
 general rectangular matrix
 LAPACK 1735
 ScaLAPACK 2371
 triangular factor
 LAPACK 1739, 1782
 ScaLAPACK 2380, 2396
block-cyclic distribution 1979, 3055
block-splitting method 2776
BRNG 2767, 2775
Bunch-Kaufman factorization 504, 524, 528, 531, 534,
 1983
 Hermitian matrix
 packed storage 534
 symmetric matrix
 packed storage 531

C

Cauchy 2845
CBLAS
 arguments 3395
 level 1 (vector operations) 3396
 level 2 (matrix-vector operations) 3399
 level 3 (matrix-matrix operations) 3405
 sparse BLAS 3408
CBLAS to the BLAS 3395
chla_transtype 1972
Cholesky factorization
 Hermitian positive semi-definite matrix 1950
 Hermitian positive semidefinite matrix 514
 Hermitian positive-definite matrix
 band storage 520, 552, 819, 1993, 2008
 packed storage 518, 811
 split 1102
 symmetric positive semi-definite matrix 1950
 symmetric positive semidefinite matrix 514
 symmetric positive-definite matrix
 band storage 520, 552, 819, 1993, 2008
 packed storage 518, 811
clag2z 1916
ClearErrorCallback 2765
ClearErrStatus 2760

code examples
 BLAS Level 1 function 3373
 BLAS Level 1 routine 3373
 BLAS Level 2 routine 3374
 BLAS Level 3 routine 3375
CommitDescriptor 2982
CommitDescriptorDM 3036
communication subprograms 1979
complex division in real arithmetic 1577
complex Hermitian matrix
 1-norm value
 LAPACK 1675
 ScaLAPACK 2350
 factorization with diagonal pivoting method 1906
 Frobenius norm
 LAPACK 1675
 ScaLAPACK 2350
 infinity- norm
 LAPACK 1675
 ScaLAPACK 2350
 largest absolute value of element
 LAPACK 1675
 ScaLAPACK 2350
complex Hermitian matrix in packed form
 1-norm value 1671
 Frobenius norm 1671
 infinity- norm 1671
 largest absolute value of element 1671
complex Hermitian tridiagonal matrix
 1-norm value 1672
 Frobenius norm 1672
 infinity- norm 1672
 largest absolute value of element 1672
complex matrix
 complex elementary reflector
 ScaLAPACK 2392
complex symmetric matrix
 1-norm value 1674
 Frobenius norm 1674
 infinity- norm 1674
 largest absolute value of element 1674
complex vector
 1-norm using true absolute value
 LAPACK 1548
 ScaLAPACK 2295
conjugation
 LAPACK 1533
 ScaLAPACK 2292

- complex vector conjugation
 - LAPACK 1533
 - ScaLAPACK 2292
- compressed sparse vectors 187
- computational node 2769
- Computational Routines 887
- ComputeBackward 2989
- ComputeBackwardDM 3043
- ComputeForward 2987
- ComputeForwardDM 3039
- condition number
 - band matrix 578
 - general matrix
 - LAPACK 576
 - ScaLAPACK 2023, 2026, 2029
 - Hermitian matrix
 - packed storage 599
 - Hermitian positive-definite matrix
 - band storage 588
 - packed storage 586
 - tridiagonal 590
 - symmetric matrix
 - packed storage 597
 - symmetric positive-definite matrix
 - band storage 588
 - packed storage 586
 - tridiagonal 590
 - triangular matrix
 - band storage 606
 - packed storage 604
 - tridiagonal matrix 581
- configuration parameters, in FFT interface 2974
- Continuous Distribution Generators 2816
- Continuous Distributions 2818
- ConvCopyTask 2960
- ConvDeleteTask 2958
- converting a DOUBLE COMPLEX triangular matrix to COMPLEX 1954
- converting a double-precision triangular matrix to single-precision 1952
- converting a sparse vector into compressed storage
 - form 196, 197
 - and writing zeros to the original vector 197
- converting compressed sparse vectors into full storage form 200
- ConvInternalPrecision 2930
- Convolution and Correlation 2901
- Convolution Functions
 - ?ConvExec 2937
- Convolution Functions (*continued*)
 - ?ConvExec1D 2942
 - ?ConvExecX 2947
 - ?ConvExecX1D 2953
 - ?ConvNewTask 2910
 - ?ConvNewTask1D 2914
 - ?ConvNewTaskX 2917
 - ?ConvNewTaskX1D 2922
 - ConvCopyTask 2960
 - ConvDeleteTask 2958
 - ConvSetDecimation 2934
 - ConvSetInternalPrecision 2930
 - ConvSetMode 2928
 - ConvSetStart 2932
 - CorrCopyTask 2960
 - CorrDeleteTask 2958
 - ConvSetMode 2928
 - ConvSetStart 2932
- CopyDescriptor 2984
- copying
 - distributed vectors 3063
 - matrices
 - distributed 2333
 - global parallel 2335
 - local replicated 2335
 - two-dimensional
 - LAPACK 1576
 - ScaLAPACK 2337
 - vectors 67
- copying a matrix 1941, 1942, 1944, 1945, 1947, 1949
- CopyStream 2799
- CopyStreamState 2800
- CorrCopyTask 2960
- CorrDeleteTask 2958
- Correlation Functions
 - ?CorrExec 2937
 - ?CorrExec1D 2942
 - ?CorrExecX 2947
 - ?CorrExecX1D 2953
 - ?CorrNewTask 2910
 - ?CorrNewTask1D 2914
 - ?CorrNewTaskX 2917
 - ?CorrNewTaskX1D 2922
 - CorrSetDecimation 2934
 - CorrSetInternalPrecision 2930
 - CorrSetMode 2928
 - CorrSetStart 2932
- CorrSetInternalDecimation 2934
- CorrSetInternalPrecision 2930

CorrSetMode 2928
CorrSetStart 2932
Cray 2495
CreateDescriptor 2980
CreateDescriptorDM 3034

D

data type
 in VML 2601
 shorthand 49
Data Types 2779
dcabs1 89
dcg_check 2564
dcg_get 2568
dcg_init 2563
dcgmrhs_check 2570
dcgmrhs_get 2574
dcgmrhs_init 2569
DeleteStream 2798
descriptor configuration
 cluster FFT 3033
 FFT 2975
descriptor manipulation
 cluster FFT 3033
 FFT 2975
dfgmres_check 2577
dfgmres_get 2581
dfgmres_init 2575
DFT routines
 descriptor configuration
 SetValue 2991
diagonal elements
 LAPACK 1826
 ScaLAPACK 2402
diagonal pivoting factorization
 Hermitian indefinite matrix 858
 symmetric indefinite matrix 839
diagonally dominant-like banded matrix
 solving systems of linear equations 2017
diagonally dominant-like tridiagonal matrix
 solving systems of linear equations 2014
dimension 3363
Direct Sparse Solver (DSS) Interface Routines 2525
Discrete Distribution Generators 2817
Discrete Distributions 2868
Discrete Fourier Transform
 SetValue 2991
distributed complex matrix
 transposition 3129, 3130
distributed general matrix
 matrix-vector product 3075
 rank-1 update 3078
 rank-1 update, unconjugated 3082
 rank-l update, conjugated 3080
distributed Hermitian matrix
 matrix-vector product 3084
 rank-1 update 3087
 rank-2 update 3089
 rank-k update 3113
distributed matrix equation
 $AX = B$ 3135
distributed matrix-matrix operation
 rank-k update
 distributed Hermitian matrix 3113
 transposition
 complex matrix 3129
 complex matrix, conjugated 3130
 real matrix 3127
distributed matrix-vector operation
 product
 Hermitian matrix 3084
 symmetric matrix 3091
 triangular matrix 3099
 rank-1 update
 Hermitian matrix 3087
 symmetric matrix 3094
 rank-1 update, conjugated 3080
 rank-1 update, unconjugated 3082
 rank-2 update
 Hermitian matrix 3089
 symmetric matrix 3096
distributed real matrix
 transposition 3127
distributed symmetric matrix
 matrix-vector product 3091
 rank-1 update 3094
 rank-2 update 3096
distributed triangular matrix
 matrix-vector product 3099
 solving systems of linear equations 3101
distributed vector-scalar product 3071
distributed vectors
 adding magnitudes of vector elements 3060
 copying 3063
 dot product
 complex vectors 3068

- distributed vectors (*continued*)
 - dot product (*continued*)
 - complex vectors, conjugated 3067
 - real vectors 3065
 - Euclidean norm 3070
 - global index of maximum element 3059
 - linear combination of vectors 3062
 - sum of vectors 3062
 - swapping 3072
 - vector-scalar product 3071
- distributed-memory computations 1979
- Distribution Generators 2815
- Distribution Generators Supporting Accurate Mode 2818
- djacobi 3245
- djacobi_delete 3244
- djacobi_init 3242
- djacobi_solve 3243
- djacobix 3246
- dlag2s 1917
- dlat2s 1952
- dNewAbstractStream 2791
- dot product
 - complex vectors, conjugated 72
 - complex vectors, unconjugated 73
 - distributed complex vectors, conjugated 3067
 - distributed complex vectors, unconjugated 3068
 - distributed real vectors 3065
 - real vectors 69
 - real vectors (extended precision) 70
 - sparse complex vectors 194
 - sparse complex vectors, conjugated 193
 - sparse real vectors 191
- driver
 - expert 1980
 - simple 1980
- Driver Routines 738, 1222
- dss_create 2528
- dtrnls_delete 3235
- dtrnls_get 3233
- dtrnls_init 3230
- dtrnls_solve 3231
- dtrnlsdbc_delete 3241
- dtrnlsdbc_get 3239
- dtrnlsdbc_init 3236
- dtrnlsdbc_solve 3238

E

- eigenpairs, sorting 2479
- eigenvalue problems 883, 1004, 1086, 1104, 1164, 2165, 2481, 2493
 - general matrix 1104, 1164, 2165
 - generalized form 1086
 - Hermitian matrix 1004
 - symmetric matrix 1004
 - symmetric tridiagonal matrix 2481, 2493
- eigenvalues
 - eigenvalue problems 1004
- eigenvectors
 - eigenvalue problems 1004
- elementary reflector
 - complex matrix 2392
 - general matrix 1778, 2383
 - general rectangular matrix
 - LAPACK 1733, 1742
 - ScaLAPACK 2367, 2375
 - LAPACK generation 1737
 - ScaLAPACK generation 2378
- error diagnostics, in VML 2606
- error estimation for linear equations
 - distributed tridiagonal coefficient matrix 2041
- error handling
 - pxerbla 2500, 3264
 - xerbla 59, 2606, 3055
- ErrorClass 2976
- ErrorMessage 2978
- errors in solutions of linear equations
 - banded matrix 624
 - distributed tridiagonal coefficient matrix 2041
 - general matrix
 - band storage 621
 - Hermitian indefinite matrix 671
 - Hermitian matrix
 - packed storage 682
 - Hermitian positive-definite matrix
 - band storage 650
 - packed storage 647
 - symmetric indefinite matrix 659
 - symmetric matrix
 - packed storage 679
 - symmetric positive-definite matrix
 - band storage 650
 - packed storage 647
 - triangular matrix
 - band storage 691

errors in solutions of linear equations (*continued*)
 triangular matrix (*continued*)
 packed storage 688
 tridiagonal matrix 633
Euclidean norm
 of a distributed vector 3070
 of a vector 74
expert driver 1980
Exponential 2833

F

factorization
 Bunch-Kaufman
 LAPACK 504
 ScaLAPACK 1983
 Cholesky
 LAPACK 504, 1893, 1895
 ScaLAPACK 2463
 diagonal pivoting
 Hermitian matrix
 complex 1906
 packed 877
 symmetric matrix
 indefinite 1904
 packed 870
 LU
 LAPACK 504
 ScaLAPACK 1983
 orthogonal
 LAPACK 887
 ScaLAPACK 2057
 partial
 complex Hermitian indefinite matrix 1851
 real/complex symmetric matrix 1848
 triangular factorization 504
 triangular factorization[factorization
 aaa] 1983
 upper trapezoidal matrix 1869
fast Fourier transform
 CommitDescriptor 2982
 CommitDescriptorDM 3036
 ComputeBackward 2989
 ComputeBackwardDM 3043
 ComputeForwardDM 3039
 CopyDescriptor 2984
 CreateDescriptor 2980
 CreateDescriptorDM 3034
fast Fourier transform (*continued*)
 ErrorClass 2976
 ErrorMessage 2978
 FreeDescriptor 2985
 FreeDescriptorDM 3038
 GetValue 2994
 GetValueDM 3050
 SetValueDM 3046
fast Fourier Transform
 ComputeForward 2987
FFT computation
 cluster FFT 3033
 FFT 2975
FFT functions
 descriptor manipulation
 CommitDescriptor 2982
 CommitDescriptorDM 3036
 CopyDescriptor 2984
 CreateDescriptor 2980
 CreateDescriptorDM 3034
 FreeDescriptor 2985
 FreeDescriptorDM 3038
 DFT computation
 ComputeBackward 2989
 ComputeForward 2987
 FFT computation
 ComputeForwardDM 3039
 status checking
 ErrorClass 2976
 ErrorMessage 2978
FFT Interface 2974
FFT routines
 descriptor configuration
 GetValue 2994
 GetValueDM 3050
 SetValueDM 3046
 FFT computation
 ComputeBackwardDM 3043
FFTW interface to Intel® MKL 3421, 3431
 for FFTW3.x 3431
FFTW to Intel® MKL wrappers
 for FFTW2.x 3421
fill-in, for sparse matrices 3344
finding
 index of the element of a vector with the largest
 absolute value of the real part 2293
 element of a vector with the largest absolute value
 87

finding (*continued*)

- element of a vector with the largest absolute value of the real part and its global index 2294
 - element of a vector with the smallest absolute value 88
- font conventions 49
- Fortran 95 interface conventions
 - BLAS, Sparse BLAS 61
- Fortran 95 interface conventions
 - LAPACK 495
- Fortran 95 Interfaces for LAPACK
 - absent from Netlib 3416
 - identical to Netlib 3411
 - modified Netlib interfaces 3415
 - new functionality 3419
 - with replaced Netlib argument names 3413
- Fortran 95 Interfaces for LAPACK Routines
 - specific MKL features 3411
- Fortran 95 LAPACK interface vs. Netlib 497
- free_Helmholtz_2D 3192
- free_Helmholtz_3D 3192
- free_sph_np 3201
- free_sph_p 3201
- free_trig_transform 3155
- FreeDescriptor 2985
- FreeDescriptorDM 3038
- Frobenius norm
 - complex Hermitian matrix
 - packed storage 1671
 - complex Hermitian matrix in RFP format 1939
 - complex Hermitian tridiagonal matrix 1672
 - complex symmetric matrix 1674
 - general rectangular matrix 1661, 2346
 - general tridiagonal matrix 1662
 - Hermitian band matrix 1667
 - real symmetric matrix 1674, 2350
 - real symmetric matrix in RFP format 1937
 - real symmetric tridiagonal matrix 1672
 - symmetric band matrix 1665
 - symmetric matrix
 - packed storage 1669
 - trapezoidal matrix 1681
 - triangular band matrix 1677
 - triangular matrix
 - packed storage 1679
 - upper Hessenberg matrix 1664, 2348
- full storage scheme 3365
- full-storage vectors 187
- function name conventions, in VML 2602

G

- Gamma 2860
- gathering sparse vector's elements into compressed form 196, 197
 - and writing zeros to these elements 197
- Gaussian 2822
- GaussianMV 2826
- general distributed matrix
 - scalar-matrix-matrix product 3104
- general matrix
 - block reflector 1780, 2387
 - eigenvalue problems 1104, 1164, 2165
 - elementary reflector 1778, 2383
 - estimating the condition number
 - band storage 578
 - inverting matrix
 - LAPACK 694
 - ScaLAPACK 2045
 - LQ factorization 911, 2075
 - LU factorization
 - band storage 507, 1549, 1985, 1988, 2484, 2486
 - matrix-vector product
 - band storage 92
 - multiplying by orthogonal matrix
 - from LQ factorization 1886, 2445
 - from QR factorization 1883, 2441
 - from RQ factorization 1888, 2450
 - from RZ factorization 1891
 - multiplying by unitary matrix
 - from LQ factorization 1886, 2445
 - from QR factorization 1883, 2441
 - from RQ factorization 1888, 2450
 - from RZ factorization 1891
 - QL factorization
 - LAPACK 926
 - ScaLAPACK 2089
 - QR factorization
 - with pivoting 893, 896, 2060
 - rank-1 update 99
 - rank-1 update, conjugated 101
 - rank-1 update, unconjugated 103
 - reduction to bidiagonal form 1550, 1569, 2304
 - reduction to upper Hessenberg form 2308
 - RQ factorization
 - LAPACK 940
 - ScaLAPACK 2134
 - scalar-matrix-matrix product 158, 488

- general matrix (*continued*)
 - solving systems of linear equations
 - band storage
 - LAPACK 540
 - ScaLAPACK 2003
- general rectangular distributed matrix
 - computing scaling factors 2052
 - equilibration 2052
- general rectangular matrix
 - 1-norm value
 - LAPACK 1661
 - ScaLAPACK 2346
 - block reflector
 - LAPACK 1735
 - ScaLAPACK 2371
 - elementary reflector
 - LAPACK 1733, 2375
 - ScaLAPACK 2367
 - Frobenius norm
 - LAPACK 1661
 - ScaLAPACK 2346
 - infinity- norm
 - LAPACK 1661
 - ScaLAPACK 2346
 - largest absolute value of element
 - LAPACK 1661
 - ScaLAPACK 2346
 - LQ factorization
 - LAPACK 1555
 - ScaLAPACK 2311
 - multiplication
 - LAPACK 1787
 - ScaLAPACK 2400
 - QL factorization
 - LAPACK 1557
 - ScaLAPACK 2314
 - QR factorization
 - LAPACK 1558
 - ScaLAPACK 2317
 - reduction of first columns
 - LAPACK 1634, 1637
 - ScaLAPACK 2341
 - reduction to bidiagonal form 2325
 - row interchanges
 - LAPACK 1845
 - ScaLAPACK 2408
 - RQ factorization
 - LAPACK 1560
 - ScaLAPACK 2104, 2320
- general rectangular matrix (*continued*)
 - scaling 2359
- general square matrix
 - reduction to upper Hessenberg form 1552
 - trace 2410
- general triangular matrix
 - LU factorization
 - band storage 2296
- general tridiagonal matrix
 - 1-norm value 1662
 - Frobenius norm 1662
 - infinity- norm 1662
 - largest absolute value of element 1662
- general tridiagonal triangular matrix
 - LU factorization
 - band storage 2300
- generalized eigenvalue problems 1086, 1087, 1089, 1091, 1094, 1096, 1099, 1900, 1902, 2195, 2198, 2466, 2469
 - complex Hermitian-definite problem
 - band storage 1099
 - packed storage 1094
 - real symmetric-definite problem
 - band storage 1096
 - packed storage 1091
 - See also LAPACK routines, generalized eigenvalue problems 1086
- Generalized LLS Problems 1240
- Generalized Nonsymmetric Eigenproblems 1484
- generalized Schur factorization 1629, 1732, 1744, 1746
- Generalized Singular Value Decomposition 1209
- generalized Sylvester equation 1199
- Generalized SymmetricDefinite Eigenproblems 1405
- generation methods 2769
- Geometric 2876
- GetBrngProperties 2895
- getcpuclocks 3268
- getcpufrequency 3269
- GetErrorCallBack 2765
- GetErrStatus 2760
- GetMode 2757
- GetNumRegBrngs 2815
- GetStreamStateBrng 2814
- GetValue 2994
- GetValueDM 3050
- GFSR 2770
- Givens rotation
 - modified Givens transformation parameters 81
 - of sparse vectors 199

Givens rotation (*continued*)
 parameters 78
global array 1979, 3055
global index of maximum element of a distributed vector
3059
Gumbel 2857

H

Helmholtz problem
 three-dimensional 3170
 two-dimensional 3166
Helmholtz problem on a sphere
 non-periodic 3168
 periodic 3168
Hermitian band matrix
 1-norm value 1667
 Frobenius norm 1667
 infinity- norm 1667
 largest absolute value of element 1667
Hermitian distributed matrix
 rank-n update 3115
 scalar-matrix-matrix product 3107, 3110
Hermitian matrix 105, 108, 111, 113, 116, 118, 120,
 161, 164, 167, 528, 534, 560, 565, 595,
 599, 704, 708, 1004, 1086, 1860, 1900,
 1902, 2251, 2361, 2411, 2466, 2469
 Bunch-Kaufman factorization
 packed storage 534
 eigenvalues and eigenvectors 2251
 estimating the condition number
 packed storage 599
 generalized eigenvalue problems 1086
 inverting the matrix
 packed storage 708
 matrix-vector product
 band storage 105
 packed storage 116
 rank-1 update
 packed storage 118
 rank-2 update
 packed storage 120
 rank-2k update 167
 rank-k update 164
 reducing to standard form
 LAPACK 1900
 ScaLAPACK 2466
Hermitian matrix (*continued*)
 reducing to tridiagonal form
 LAPACK 1860, 1902
 ScaLAPACK 2411, 2469
 scalar-matrix-matrix product 161
 scaling 2361
 solving systems of linear equations
 packed storage 565
Hermitian positive definite distributed matrix
 computing scaling factors 2054
 equilibration 2054
Hermitian positive semidefinite matrix
 Cholesky factorization 514
Hermitian positive-definite band matrix
 Cholesky factorization 1893
Hermitian positive-definite distributed matrix
 inverting the matrix 2048
Hermitian positive-definite matrix
 Cholesky factorization
 band storage 520, 1993
 packed storage 518
 estimating the condition number
 band storage 588
 packed storage 586
 inverting the matrix
 packed storage 700
 solving systems of linear equations
 band storage 552, 2008
 packed storage 550
Hermitian positive-definite tridiagonal matrix
 solving systems of linear equations 2011
Householder matrix
 LAPACK 1737
 ScaLAPACK 2378
Householder reflector 2477
Hypergeometric 2881

I

i?amax 87
i?amin 88
i?max1 1547
IBM ESSL library 2901
IEEE arithmetic 2344
IEEE standard
 implementation 2496
 signbit position 2499
ila?lr 1923

iladiag 1973
ilaenv 1957
ilaprec 1973
ilatrans 1974
ilauplo 1975
ilaver 1957
ILU0 preconditioner 2583
Incomplete LU Factorization Technique 2583
increment 3363
iNewAbstractStream 2788
infinity-norm
 complex Hermitian matrix
 packed storage 1671
 complex Hermitian matrix in RFP format 1939
 complex Hermitian tridiagonal matrix 1672
 complex symmetric matrix 1674
 general rectangular matrix 1661, 2346
 general tridiagonal matrix 1662
 Hermitian band matrix 1667
 real symmetric matrix 1674, 2350
 real symmetric matrix in RFP format 1937
 real symmetric tridiagonal matrix 1672
 symmetric band matrix 1665
 symmetric matrix
 packed storage 1669
 trapezoidal matrix 1681
 triangular band matrix 1677
 triangular matrix
 packed storage 1679
 upper Hessenberg matrix 1664, 2348
Interface Consideration 206
inverse matrix. inverting a matrix 694, 2045, 2048, 2050
inverting a matrix
 general matrix
 LAPACK 694
 ScaLAPACK 2045
 Hermitian matrix
 packed storage 708
 Hermitian positive-definite matrix
 LAPACK 697
 packed storage 700
 ScaLAPACK 2048
 symmetric matrix
 packed storage 706
 symmetric positive-definite matrix
 LAPACK 697
 packed storage 700
 ScaLAPACK 2048

inverting a matrix (*continued*)
 triangular distributed matrix 2050
 triangular matrix
 packed storage 714
iparmq 1960
Iterative Sparse Solvers 2543
Iterative Sparse Solvers based on Reverse
Communication Interface (RCI ISS) 2543

J

Jacobi matrix calculation routines 3241, 3242, 3243, 3244, 3245, 3246
 djacobi 3245
 djacobi_delete 3244
 djacobi_init 3242
 djacobi_solve 3243
 djacobix 3246
Jacobi plane rotations 1393

L

LAPACK
 naming conventions 494
LAPACK routines
 ?gsvj0 1924
 ?gsvj1 1927
 ?hfrk 1933
 ?larfp 1920
 ?sfrk 1931
 2-by-2 generalized eigenvalue problem 1618
 2-by-2 Hermitian matrix
 plane rotation 1732
 2-by-2 orthogonal matrices 1620
 2-by-2 real matrix
 generalized Schur factorization 1629
 2-by-2 real nonsymmetric matrix
 Schur factorization 1683
 2-by-2 symmetric matrix
 plane rotation 1732
 2-by-2 triangular matrix
 singular values 1786
 SVD 1843
 approximation to smallest eigenvalue 1832
 auxiliary routines
 ?gbtf2 1549
 ?geb2 1550

LAPACK routines (*continued*)
 auxiliary routines (*continued*)

?gehd2 1552
 ?gelq2 1555
 ?geql2 1557
 ?geqr2 1558
 ?gerq2 1560
 ?gesc2 1562
 ?getc2 1563
 ?getf2 1565
 ?gtts2 1566
 ?hetf2 1906
 ?hfrk 1933
 ?isnan 1568
 ?labrd 1569
 ?lacgv 1533
 ?lacn2 1572
 ?lacon 1574
 ?lacpy 1576
 ?lacrm 1534
 ?lact 1535
 ?ladiv 1577
 ?lae2 1578
 ?laebz 1580
 ?laed0 1585
 ?laed1 1588
 ?laed2 1590
 ?laed3 1593
 ?laed4 1595
 ?laed5 1597
 ?laed6 1598
 ?laed7 1599
 ?laed8 1604
 ?laed9 1607
 ?laeda 1609
 ?laein 1611
 ?laesy 1537
 ?laev2 1614
 ?laexc 1616
 ?lag2 1618
 ?lags2 1620
 ?lagtf 1622
 ?lagtm 1625
 ?lagts 1627
 ?lagv2 1629
 ?lahef 1851
 ?lahqr 1631
 ?lahr2 1637
 ?lahrd 1634

LAPACK routines (*continued*)
 auxiliary routines (*continued*)

?laic1 1640
 ?laisnan 1568
 ?laln2 1642
 ?lals0 1646
 ?lalsa 1650
 ?lalsd 1654
 ?lamrg 1657
 ?laneg 1658
 ?langb 1659
 ?lange 1661
 ?langt 1662
 ?lanhb 1667
 ?lanhe 1675
 ?lanhf 1939
 ?lanhp 1671
 ?lanhs 1664
 ?lansb 1665
 ?lansf 1937
 ?lansp 1669
 ?lanst/?lanht 1672
 ?lansy 1674
 ?lantb 1677
 ?lantp 1679
 ?lantr 1681
 ?lanv2 1683
 ?lapll 1684
 ?lapmt 1686
 ?lapy2 1687
 ?lapy3 1688
 ?laqgb 1688
 ?laqge 1690
 ?laqhb 1692
 ?laqp2 1694
 ?laqps 1696
 ?laqr0 1698
 ?laqr1 1702
 ?laqr2 1704
 ?laqr3 1708
 ?laqr4 1712
 ?laqr5 1716
 ?laqsb 1720
 ?laqsp 1722
 ?laqsy 1724
 ?laqtr 1726
 ?lar1v 1728
 ?lar2v 1732
 ?larf 1733

LAPACK routines (*continued*)auxiliary routines (*continued*)

?larfb 1735
?larfg 1737
?larfp 1920
?larft 1739
?larfx 1742
?largv 1744
?larnv 1746
?larra 1747
?larrb 1749
?larrc 1751
?larrd 1753
?larre 1757
?larrf 1761
?larrj 1764
?larrk 1766
?larrl 1768
?larrv 1769
?lartg 1774
?lartv 1775
?laruv 1777
?larz 1778
?larzb 1780
?larzt 1782
?las2 1786
?lascl 1787
?lasd0 1789
?lasd1 1791
?lasd2 1794
?lasd3 1798
?lasd4 1801
?lasd5 1803
?lasd6 1804
?lasd7 1809
?lasd8 1813
?lasd9 1816
?lasda 1818
?lasdq 1822
?lasdt 1825
?laset 1826
?lasq1 1827
?lasq2 1829
?lasq3 1830
?lasq4 1832
?lasq5 1834
?lasq6 1835
?lasr 1836
?lasrt 1840

LAPACK routines (*continued*)auxiliary routines (*continued*)

?lassq 1841
?lasv2 1843
?laswp 1845
?lasy2 1846
?lasyf 1848
?latbs 1853
?latdf 1856
?latps 1858
?latrd 1860
?latrs 1864
?latrz 1869
?lauu2 1871
?lauum 1872
?org2l/?ung2l 1874
?org2r/?ung2r 1876
?orgl2l/?ungl2 1877
?org2r/?ungr2 1879
?orm2l/?unm2l 1881
?orm2r/?unm2r 1883
?orml2/?unml2 1886
?ormr2/?unmr2 1888
?ormr3/?unmr3 1891
?pbt2 1893
?potf2 1895
?pstf2 1950
?ptts2 1897
?rot 1538
?rscl 1898
?sfrk 1931
?spmv 1539
?spr 1541
?sum1 1548
?sygs2/?hegs2 1900
?symv 1543
?syr 1545
?sytd2/?hetd2 1902
?sytf2 1904
?tfttp 1941
?tfttr 1942
?tgex2 1908
?tgsy2 1910
?tpttf 1944
?tpttr 1945
?trti2 1915
?trttf 1947
?trttp 1949
clag2z 1916

LAPACK routines (*continued*)

auxiliary routines (*continued*)

- dlag2s 1917
- dlat2s 1952
- i?max1 1547
- ila?lc 1922
- ila?lr 1923
- slag2d 1918
- zlag2c 1919
- zlat2c 1954
- banded matrix equilibration
 - ?gbequ 720
 - ?gbequv 723
- bidiagonal divide and conquer 1825
- block reflector
 - triangular factor 1739, 1782
- checking for safe infinity 1963
- checking for strings equality 1964
- complex Hermitian matrix
 - packed storage 1671
- complex Hermitian matrix in RFP format 1939
- complex Hermitian tridiagonal matrix 1672
- complex matrix multiplication 1534
- complex symmetric matrix
 - computing eigenvalues and eigenvectors 1537
 - matrix-vector product 1543
 - symmetric rank-1 update 1545
- complex symmetric packed matrix
 - symmetric rank-1 update 1541
- complex vector
 - 1-norm using true absolute value 1548
 - index of element with max absolute value 1547
 - linear transformation 1535
 - matrix-vector product 1539
 - plane rotation 1538
- complex vector conjugation 1533
- condition number estimation
 - ?disna 1084
 - ?gbcon 578
 - ?gecon 576
 - ?gtcon 581
 - ?hecon 595
 - ?hpcon 599
 - ?pbcon 588
 - ?pocon 584
 - ?ppcon 586
 - ?ptcon 590
 - ?spcon 597
 - ?sycon 593

LAPACK routines (*continued*)

condition number estimation (*continued*)

- ?tbcon 606
- ?tpcon 604
- ?trcon 601
- determining machine parameters 1967
- dqd transform 1835
- dqds transform 1834
- driver routines
 - generalized LLS problems
 - ?ggglm 1244
 - ?ggls 1241
 - generalized nonsymmetric eigenproblems
 - ?gges 1484
 - ?ggesx 1492
 - ?ggeev 1501
 - ?ggeevx 1507
 - generalized symmetric definite eigenproblems
 - ?hbgv 1462
 - ?hbgvd 1469
 - ?hbgvx 1479
 - ?hegv 1410
 - ?hegvd 1417
 - ?hegvx 1428
 - ?hpgv 1437
 - ?hpgvd 1444
 - ?hpgvx 1454
 - ?sbgv 1459
 - ?sbgvd 1465
 - ?sbgvx 1474
 - ?spgv 1434
 - ?spgvd 1440
 - ?spgvx 1449
 - ?sygv 1406
 - ?sygvd 1413
 - ?sygvx 1422
 - linear least squares problems
 - ?gels 1223
 - ?gelsd 1235
 - ?gelss 1232
 - ?gelsy 1227
 - ?lals0 (auxiliary) 1646
 - ?lalsa (auxiliary) 1650
 - ?lalsd (auxiliary) 1654
 - nonsymmetric eigenproblems
 - ?gees 1348
 - ?geesx 1354
 - ?geev 1361
 - ?geevx 1366

LAPACK routines (*continued*)driver routines (*continued*)

singular value decomposition

?gejsv 1384

?gelsd 1235

?gesdd 1379

?gesvd 1373

?gesvj 1393

?ggsvd 1398

solving linear equations

?gbsv 761

?gbsvx 763

?gbsvxx 770

?gesv 739

?gesvx 743

?gesvxx 750

?gtsv 781

?gtsvx 783

?hesv 849

?hesvx 853

?hesvxx 858

?hpsv 875

?hpsvx 877

?pbsv 816

?pbsvx 819

?posv 788

?posvx 792

?posvxx 798

?ppsv 808

?ppsvx 811

?ptsv 824

?ptsvx 826

?spsv 868

?spsvx 870

?sysv 830

?sysvx 834

?sysvxx 839

symmetric eigenproblems

?hbev 1311

?hbevd 1317

?hbevx 1327

?heev 1252

?heevd 1259

?heevr 1279

?heevx 1268

?hpev 1288

?hpevd 1295

?hpevx 1304

?sbev 1308

LAPACK routines (*continued*)driver routines (*continued*)symmetric eigenproblems (*continued*)

?sbevd 1313

?sbevx 1322

?spev 1286

?spevd 1291

?spevx 1299

?stev 1332

?stevd 1334

?stevr 1342

?stevx 1338

?syev 1249

?syevd 1255

?syevr 1273

?syevx 1263

environmental enquiry 1957, 1960

finding a relatively isolated eigenvalue 1761

general band matrix

equilibration 1688

general matrix

block reflector 1780

elementary reflector 1778

reduction to bidiagonal form 1550, 1569

general matrix equilibration

?geequ 716

?geeeub 718

general rectangular matrix

block reflector 1735

elementary reflector 1733, 1742

equilibration 1690

LQ factorization 1555

plane rotation 1836

QL factorization 1557

QR factorization 1558

row interchanges 1845

RQ factorization 1560

general square matrix

reduction to upper Hessenberg form 1552

general tridiagonal matrix 1622, 1625, 1627,

1662, 1757, 1769

generalized eigenvalue problems

?hbgst 1099

?hegst 1089

?hpgst 1094

?pbstf 1102

?sbgst 1096

?spgst 1091

?sygst 1087

LAPACK routines (*continued*)

- generalized SVD
 - ?ggsvp 1210
 - ?tgsja 1214
- generalized Sylvester equation
 - ?tgsyl 1199
- Hermitian band matrix
 - equilibration 1692, 1724
- Hermitian band matrix in packed storage
 - equilibration 1722
- Hermitian indefinite matrix equilibration
 - ?heequb 736
- Hermitian matrix
 - computing eigenvalues and eigenvectors 1614
- Hermitian positive-definite matrix equilibration
 - ?poequ 725
 - ?poequb 728
- Householder matrix
 - elementary reflector 1737
- ila?lc 1922
- ila?lr 1923
- incremental condition estimation 1640
- linear dependence of vectors 1684
- LQ factorization
 - ?gelq2 1555
 - ?gelqf 911
 - ?orglq 915
 - ?ormlq 918
 - ?unglq 921
 - ?unmlq 923
- LU factorization
 - general band matrix 1549
- matrix equilibration
 - ?laqgb 1688
 - ?laqge 1690
 - ?laqhb 1692
 - ?laqsb 1720
 - ?laqsp 1722
 - ?laqsy 1724
 - ?pbequ 732
 - ?ppequ 729
- matrix inversion
 - ?getri 694
 - ?hetri 704
 - ?hptri 708
 - ?potri 697
 - ?pptri 700
 - ?sptri 706
 - ?sytri 702

LAPACK routines (*continued*)

- matrix inversion (*continued*)
 - ?tptri 714
 - ?trtri 710
- matrix-matrix product
 - ?lagtm 1625
- merging sets of singular values 1794, 1809
- mixed precision iterative refinement subroutines 739, 788, 1916, 1917, 1918, 1919
- nonsymmetric eigenvalue problems
 - ?gebak 1128
 - ?gebal 1124
 - ?gehrrd 1109
 - ?hsein 1136
 - ?hseqr 1130
 - ?orghr 1111
 - ?ormhr 1114
 - ?trevc 1142
 - ?trexc 1153
 - ?trsen 1156
 - ?trsna 1147
 - ?unghr 1118
 - ?unmhr 1121
- off-diagonal and diagonal elements 1826
- permutation list creation 1657
- permutation of matrix columns 1686
- plane rotation 1774, 1775, 1836
- plane rotation vector 1744
- QL factorization
 - ?geql2 1557
 - ?geqlf 926
 - ?orgql 929
 - ?ormql 934
 - ?ungql 932
 - ?unmql 937
- QR factorization
 - ?geqp3 896
 - ?geqpf 893
 - ?geqr2 1558
 - ?geqrf 889
 - ?ggqrf 963
 - ?ggrqf 967
 - ?laqp2 1694
 - ?laqps 1696
 - ?orgqr 899
 - ?ormqr 902
 - ?ungqr 905
 - ?unmqr 908
 - p?geqrf 2057

LAPACK routines (*continued*)

random numbers vector 1746
 real lower bidiagonal matrix
 SVD 1822
 real square bidiagonal matrix
 singular values 1827
 real symmetric matrix 1674
 real symmetric matrix in RFP format 1937
 real symmetric tridiagonal matrix 1580, 1672
 real upper bidiagonal matrix
 singular values 1789
 SVD 1791, 1818, 1822
 real upper quasi-triangular matrix
 orthogonal similarity transformation 1616
 reciprocal condition numbers for eigenvalues
 and/or eigenvectors
 ?tgsna 1204
 rectangular full packed format 516, 548
 RQ factorization
 ?geqr2 1560
 ?gerqf 940
 ?orgrq 943
 ?ormrq 948
 ?ungrq 946
 ?unmrq 951
 RZ factorization
 ?ormrz 957
 ?tzrzf 954
 ?unmrz 960
 singular value decomposition
 ?bdsdc 1000
 ?bdsqr 996
 ?gbbdd 978
 ?gebrd 974
 ?orgbr 981
 ?ormbr 985
 ?ungbr 988
 ?unmbr 992
 solution refinement and error estimation
 ?gbrfs 621
 ?gbrfsx 624
 ?gerfs 609
 ?gerfsx 612
 ?gtrfs 633
 ?herfs 668
 ?herfsx 671
 ?hprfs 682
 ?pbrfs 650
 ?porfs 636

LAPACK routines (*continued*)

solution refinement and error estimation
 (*continued*)
 ?porfsx 639
 ?pprfs 647
 ?ptrfs 653
 ?sprfs 679
 ?syrfs 656
 ?syrfsx 659
 ?tbrfs 691
 ?tprfs 688
 ?trrfs 685
 solving linear equations
 ?gbtrs 540
 ?getrs 537
 ?gttrs 542
 ?hetrs 560
 ?hptrs 565
 ?laln2 1642
 ?laqtr 1726
 ?pbtrs 552
 ?pfttrs 548
 ?potrs 545
 ?pptrs 550
 ?pttrs 555
 ?sptrs 562
 ?sytrs 557
 ?tbtrs 573
 ?tptrs 570
 ?trtrs 567
 sorting numbers 1840
 square root 1687, 1688
 square roots 1798, 1801, 1803, 1813, 1816, 1964
 Sylvester equation
 ?lasy2 1846
 ?tgsy2 1910
 ?trsyl 1162
 symmetric band matrix
 equilibration 1720, 1724
 symmetric band matrix in packed storage
 equilibration 1722
 symmetric eigenvalue problems
 ?disna 1084
 ?hbtrd 1048
 ?herdb 1015
 ?hetrd 1024
 ?hptrd 1039
 ?opgtr 1034
 ?opmtr 1036

LAPACK routines (*continued*)

symmetric eigenvalue problems (*continued*)

?orgtr 1018
 ?ormtr 1020
 ?pteqr 1073
 ?sbrd 1045
 ?sptd 1032
 ?stebz 1077
 ?stedc 1062
 ?stegr 1067
 ?stein 1081
 ?stemr 1057
 ?steqr 1053
 ?sterf 1051
 ?syddb 1012
 ?sytrd 1009
 ?ungtr 1027
 ?unmtr 1029
 ?upgtr 1041
 ?upmtr 1043

auxiliary

?lae2 1578
 ?laebz 1580
 ?laed0 1585
 ?laed1 1588
 ?laed2 1590
 ?laed3 1593
 ?laed4 1595
 ?laed5 1597
 ?laed6 1598
 ?laed7 1599
 ?laed8 1604
 ?laed9 1607
 ?laeda 1609

symmetric indefinite matrix equilibration

?syequb 734

symmetric matrix

computing eigenvalues and eigenvectors 1614
 packed storage 1669

symmetric positive-definite matrix equilibration

?poequ 725
 ?poequb 728

symmetric positive-definite tridiagonal matrix
 eigenvalues 1829

trapezoidal matrix 1681, 1869

triangular factorization

?gbtrf 507
 ?getrf 504
 ?gttrf 510

LAPACK routines (*continued*)

triangular factorization (*continued*)

?hetrf 528
 ?hptrf 534
 ?pbtrf 520
 ?potrf 512
 ?pptrf 518
 ?pstrf 514
 ?pttrf 522
 ?sptrf 531
 ?sytrf 524
 p?dbtrf 1988

triangular matrix

packed storage 1679

triangular matrix factorization

?pfttrf 516
 ?pftri 699
 ?tftri 712

triangular system of equations 1858, 1864

tridiagonal band matrix 1677

uniform distribution 1777

unreduced symmetric tridiagonal matrix 1585

updated upper bidiagonal matrix

SVD 1804

updating sum of squares 1841

upper Hessenberg matrix

computing a specified eigenvector 1611
 eigenvalues 1631

Schur factorization 1631

utility functions and routines

?labad 1964
 ?lamc1 1967
 ?lamc2 1967
 ?lamc3 1969
 ?lamc4 1969
 ?lamc5 1970
 ?lamch 1965
 chla_transtype 1972
 ieeeck 1963
 iladiag 1973
 ilaenv 1957
 ilaprec 1973
 ilatrans 1974
 ilauplo 1975
 ilaver 1957
 iparmq 1960
 lsamen 1964
 second/dsecnd 1971
 xerbla_array 1976

-
- Laplace 2836
 - Laplace problem
 - three-dimensional 3172
 - two-dimensional 3167
 - largest absolute value of element
 - complex Hermitian matrix
 - packed storage 1671
 - complex Hermitian matrix in RFP format 1939
 - complex Hermitian tridiagonal matrix 1672
 - complex symmetric matrix 1674
 - general rectangular matrix 1661, 2346
 - general tridiagonal matrix 1662
 - Hermitian band matrix 1667
 - real symmetric matrix 1674, 2350
 - real symmetric matrix in RFP format 1937
 - real symmetric tridiagonal matrix 1672
 - symmetric band matrix 1665
 - symmetric matrix
 - packed storage 1669
 - trapezoidal matrix 1681
 - triangular band matrix 1677
 - triangular matrix
 - packed storage 1679
 - upper Hessenberg matrix 1664, 2348
 - leading dimension 3368
 - leapfrog method 2776
 - LeapfrogStream 2805
 - least squares problems 883
 - length. dimension 3363
 - library version 3252
 - Library Version Obtaining 3251
 - library version string 3254
 - linear combination of distributed vectors 3062
 - linear combination of vectors 65
 - Linear Congruential Generator 2770
 - linear equations, solving 537, 540, 542, 545, 548, 550, 552, 555, 557, 560, 562, 565, 567, 570, 573, 612, 624, 639, 659, 671, 739, 743, 750, 761, 763, 770, 781, 783, 788, 792, 798, 808, 811, 816, 819, 824, 826, 830, 834, 839, 849, 853, 858, 868, 870, 875, 877, 1642, 1726, 1728, 2001, 2003, 2006, 2008, 2011, 2014, 2017, 2020, 2201, 2203, 2210, 2213, 2216, 2219, 2221, 2229, 2232, 2235, 2454, 2489, 2491
 - tridiagonal symmetric positive-definite matrix
 - LAPACK 824
 - ScaLAPACK 2232
 - linear equations, solving (*continued*)
 - band matrix
 - LAPACK 761, 763
 - ScaLAPACK 2210
 - banded matrix
 - extra precise iterative refinement
 - LAPACK 770
 - LAPACK 770
 - Cholesky-factored matrix
 - LAPACK 552
 - ScaLAPACK 2008
 - diagonally dominant-like matrix
 - banded 2017
 - tridiagonal 2014
 - general band matrix
 - ScaLAPACK 2213
 - general matrix
 - band storage 540, 2003
 - extra precise iterative refinement 612
 - general tridiagonal matrix
 - ScaLAPACK 2216
 - Hermitian indefinite matrix
 - extra precise iterative refinement
 - LAPACK 858
 - LAPACK 858
 - Hermitian matrix
 - error bounds 853, 877
 - packed storage 565, 875, 877
 - Hermitian positive-definite matrix
 - band storage
 - LAPACK 816
 - ScaLAPACK 2229
 - error bounds
 - LAPACK 792
 - ScaLAPACK 2221
 - extra precise iterative refinement
 - LAPACK 798
 - LAPACK
 - linear equations, solving
 - multiple right-hand sides
 - symmetric positive-definite matrix 788
 - packed storage 550, 808, 811
 - ScaLAPACK 2221
 - Hermitian positive-definite tridiagonal linear equations 2491
 - Hermitian positive-definite tridiagonal matrix 2011

linear equations, solving (*continued*)

- multiple right-hand sides
 - band matrix
 - LAPACK 761, 763
 - ScaLAPACK 2210
 - banded matrix
 - LAPACK 770
 - Hermitian indefinite matrix
 - LAPACK 858
 - Hermitian matrix 849, 875
 - Hermitian positive-definite matrix
 - band storage 816
 - square matrix
 - LAPACK 739, 743, 750
 - ScaLAPACK 2201, 2203
 - symmetric indefinite matrix
 - LAPACK 839
 - symmetric matrix 830, 868
 - symmetric positive-definite matrix
 - band storage 816
 - symmetric/Hermitian positive-definite matrix
 - LAPACK 798
 - tridiagonal matrix 781, 783
- overestimated or underestimated system 2235
- square matrix
 - error bounds
 - LAPACK 743, 763
 - ScaLAPACK 2203
 - extra precise iterative refinement
 - LAPACK 750
 - LAPACK 739, 743, 750
 - ScaLAPACK 2201, 2203
- symmetric indefinite matrix
 - extra precise iterative refinement
 - LAPACK 839
 - LAPACK 839
- symmetric matrix
 - error bounds 834, 870
 - packed storage 562, 868, 870
- symmetric positive-definite matrix
 - band storage
 - LAPACK 816
 - ScaLAPACK 2229
 - error bounds
 - LAPACK 792
 - ScaLAPACK 2221
 - extra precise iterative refinement
 - LAPACK 639, 798
 - LAPACK 788, 792, 798

linear equations, solving (*continued*)

- symmetric positive-definite matrix (*continued*)
 - packed storage 550, 808, 811
 - ScaLAPACK 2219, 2221
- symmetric positive-definite tridiagonal linear equations 2491
- triangular matrix
 - band storage 573, 2454
 - packed storage 570
- tridiagonal Hermitian positive-definite matrix
 - error bounds 826
 - LAPACK 824
 - ScaLAPACK 2232
- tridiagonal matrix
 - error bounds 783
 - LAPACK 542, 555, 781, 783
 - LAPACK auxiliary 1728
 - ScaLAPACK auxiliary 2489
- tridiagonal symmetric positive-definite matrix
 - error bounds 826
- Linear Least Squares (LLS) Problems 1222
- LoadStreamF 2804
- Lognormal 2852
- LQ factorization 887, 915, 921, 1555, 2078, 2080, 2311
 - computing the elements of
 - orthogonal matrix Q 915
 - real orthogonal matrix Q 2078
 - unitary matrix Q 921, 2080
 - general rectangular matrix 1555, 2311
- lsame 3265
- lsamen 1964, 3266
- LU factorization 504, 507, 510, 1549, 1562, 1563, 1565, 1566, 1622, 1627, 1856, 1984, 1985, 1988, 1998, 2203, 2296, 2300, 2323, 2484, 2486, 2488
 - band matrix
 - blocked algorithm 2486
 - unblocked algorithm 2484
 - diagonally dominant-like tridiagonal matrix 1998
 - general band matrix 1549
 - general matrix 1565, 2323
 - solving linear equations
 - general matrix 1562
 - square matrix 2203
 - tridiagonal matrix 1566, 1627
 - triangular band matrix 2296
 - tridiagonal band matrix 2300
 - tridiagonal matrix 510, 1622, 2488

LU factorization (*continued*)
 with complete pivoting 1563, 1856
 with partial pivoting 1565, 2323

M

machine parameters
 LAPACK 1965
 ScaLAPACK 2497
 matrix arguments 3363, 3365, 3368
 column-major ordering 3363, 3368
 example 3368
 leading dimension 3368
 number of columns 3368
 number of rows 3368
 transposition parameter 3368
 matrix block
 QR factorization
 with pivoting 1694
 matrix converters
 mkl_dcsrbsr 438
 mkl_dcsrcoo 435
 mkl_dcsrcsc 442
 mkl_dcsrdia 445
 mkl_dcscrsky 448
 mkl_ddnscsr 432
 matrix equation
 $AX = B$ 184, 501, 537, 1935, 1980, 2000
 matrix one-dimensional substructures 3363
 matrix-matrix operation
 product
 general distributed matrix 3104
 general matrix 158, 488
 rank-2k update
 Hermitian distributed matrix 3115
 Hermitian matrix 167
 symmetric distributed matrix 3124
 symmetric matrix 177
 rank-k update
 Hermitian matrix 164
 symmetric distributed matrix 3121
 rank-n update
 symmetric matrix 174
 scalar-matrix-matrix product
 Hermitian distributed matrix 3107, 3110
 Hermitian matrix 161
 symmetric distributed matrix 3118
 symmetric matrix 170

matrix-matrix operation: scalar-matrix-matrix product
 triangular distributed matrix 3132
 triangular matrix 181
 matrix-vector operation
 product
 Hermitian matrix 105, 108, 116
 real symmetric matrix 126, 133
 triangular matrix 140, 147, 152
 rank-1 update
 Hermitian matrix 111, 118
 real symmetric matrix 129, 136
 rank-2 update
 Hermitian matrix 113, 120
 symmetric matrix 131, 138
 matrix-vector operation: product
 Hermitian matrix
 band storage 105
 packed storage 116
 real symmetric matrix
 packed storage 126
 symmetric matrix
 band storage 123
 triangular matrix
 band storage 140
 packed storage 147
 matrix-vector operation: rank-1 update
 Hermitian matrix
 packed storage 118
 real symmetric matrix
 packed storage 129
 matrix-vector operation: rank-2 update
 Hermitian matrix
 packed storage 120
 symmetric matrix
 packed storage 131
 mkl_?bsrgemv 222
 mkl_?bsrmm 350
 mkl_?bsrmv 307
 mkl_?bsrsm 385
 mkl_?bsrsv 329
 mkl_?bsrsymv 238
 mkl_?bsrtrsv 254
 mkl_?coogemv 226
 mkl_?coomm 363
 mkl_?coomv 319
 mkl_?coosm 380
 mkl_?coosv 339
 mkl_?coosymv 242
 mkl_?cootrsv 258

mkl_?cscmm 356
 mkl_?cscmv 314
 mkl_?cscsm 374
 mkl_?cscsv 334
 mkl_?csradd 451
 mkl_?csrgemv 218
 mkl_?csrmm 344
 mkl_?csrmultcsr 458
 mkl_?csrmultd 464
 mkl_?csrsmv 302
 mkl_?csrsm 368
 mkl_?csrsv 324
 mkl_?csrsymv 234
 mkl_?csrtrsv 250
 mkl_?diagemv 230
 mkl_?diamm 410
 mkl_?diamv 390
 mkl_?diasm 422
 mkl_?diasv 400
 mkl_?diasymv 246
 mkl_?diatrsv 262
 mkl_?imatcopy 470
 mkl_?omatadd 483
 mkl_?omatcopy 474
 mkl_?omatcopy2 479
 mkl_?skymm 416
 mkl_?skymv 395
 mkl_?skysm 427
 mkl_?skysv 405
 mkl_cspblas_?bsrgemv 270
 mkl_cspblas_?bsrsymv 282
 mkl_cspblas_?bsrtrsv 294
 mkl_cspblas_?coogemv 274
 mkl_cspblas_?coosymv 286
 mkl_cspblas_?csrgemv 266
 mkl_cspblas_?csrsymv 278
 mkl_cspblas_?csrtrsv 290
 mkl_cspblas_?dcootrsv 298
 mkl_dcsrbsr 438
 mkl_dcsrcoo 435
 mkl_dcsrsc 442
 mkl_dcsrdia 445
 mkl_dcsrsky 448
 mkl_ddnscsr 432
 mkl_domain_get_max_threads 3260
 MKL_Domain_Get_Max_Threads 3260
 mkl_domain_set_num_threads 3257
 MKL_Domain_Set_Num_Threads 3257
 mkl_enable_instructions 3282

MKL_Enable_Instructions 3282
 mkl_free 3276, 3277
 usage example 3277
 MKL_free 3276
 mkl_free_buffers 3272
 MKL_Free_Buffers 3272
 MKL_FreeBuffers 3272
 mkl_get_cpu_clocks 3268
 MKL_Get_Cpu_Clocks 3268
 mkl_get_cpu_frequency 3269
 MKL_Get_Cpu_Frequency 3269
 mkl_get_dynamic 3261
 MKL_Get_Dynamic 3261
 mkl_get_max_threads 3260
 MKL_Get_Max_Threads 3260
 mkl_get_version 3252
 MKL_Get_Version 3252
 MKL_Get_Version_String 3254
 mkl_malloc 3275, 3277
 usage example 3277
 MKL_malloc 3275
 mkl_mem_stat 3274, 3277
 usage example 3277
 MKL_Mem_Stat 3274
 MKL_MemStat 3274
 mkl_progress 3279
 mkl_set_cpu_frequency 3270
 MKL_Set_Cpu_Frequency 3270
 mkl_set_dynamic 3259
 MKL_Set_Dynamic 3259
 mkl_set_num_threads 3256
 MKL_Set_Num_Threads 3256
 mkl_thread_free_buffers 3274
 MKL_Thread_Free_Buffers 3274
 MKL_Get_Version 3252
 MKL_Get_Version_String 3254
 MPI 1979
 Multiplicative Congruential Generator 2770

N

naming conventions 49, 59, 188, 202, 884, 1980,
 2602, 3056
 BLAS 59
 LAPACK 884, 1980
 PBLAS 3056
 Sparse BLAS Level 1 188
 Sparse BLAS Level 2 202

naming conventions (*continued*)
 Sparse BLAS Level 3 202
 VML 2602
 negative eigenvalues 2344
 NegBinomial 2889
 NewStream 2785
 NewStreamEx 2786
 NewTaskX1D 2922
 Nonsymmetric Eigenproblems 1348

O

off-diagonal elements
 initialization 2402
 LAPACK 1826
 ScaLAPACK 2402
 one-dimensional FFTs
 storage effects 3012, 3014
 orthogonal matrix 971, 1004, 1104, 1164, 1874,
 1876, 1877, 1879, 1881, 2165, 2180, 2425,
 2428, 2431, 2434, 2437
 from LQ factorization
 LAPACK 1877
 ScaLAPACK 2431
 from QL factorization
 LAPACK 1874, 1881
 ScaLAPACK 2425, 2437
 from QR factorization
 LAPACK 1876
 ScaLAPACK 2428
 from RQ factorization
 LAPACK 1879
 ScaLAPACK 2434

P

p?amax 3059
 p?asum 3060
 p?axpy 3062
 p?copy 3063
 p?dbsv 2213
 p?dbtrf 1988
 p?dbtrs 2017
 p?dbtrsv 2296
 p?dot 3065
 p?dotc 3067
 p?dotu 3068

p?dtsv 2216
 p?dttrf 1998
 p?dttrs 2014
 p?dttrsv 2300
 p?gbsv 2210
 p?gbtrf 1985
 p?gbtrs 2003
 p?gebd2 2304
 p?gebrd 2180
 p?gecon 2023
 p?geequ 2052
 p?gehd2 2308
 p?gehrd 2166
 p?gelq2 2311
 p?gelqf 2075
 p?gels 2235
 p?gemm 3104
 p?gemv 3075
 p?geql2 2314
 p?geqlf 2089
 p?geqpf 2060
 p?geqr2 2317
 p?geqrf 2057
 p?ger 3078
 p?gerc 3080
 p?gerfs 2033
 p?gerq2 2320
 p?gerqf 2104
 p?geru 3082
 p?gesv 2201
 p?gesvd 2259
 p?gesvx 2203
 p?getf2 2323
 p?getrf 1984
 p?getri 2045
 p?getrs 2001
 p?ggqrf 2129
 p?ggrqf 2134
 p?heevx 2251
 p?hegst 2198
 p?hegvx 2274
 p?hemm 3107, 3110
 p?hemv 3084
 p?her 3087
 p?her2 3089
 p?her2k 3115
 p?herk 3113
 p?hetrd 2148
 p?labad 2495

p?labrd 2325	p?orgrq 2106
p?lachkieee 2496	p?orm2l/p?unm2l 2437
p?lacon 2330	p?orm2r/p?unm2r 2441
p?laconsb 2332	p?ormbr 2185
p?lACP2 2333	p?ormhr 2170
p?lACP3 2335	p?orml2/p?unml2 2445
p?lAcPy 2337	p?ormlq 2082
p?laevswp 2339	p?ormql 2096
p?lahqr 2177	p?ormqr 2068
p?lahrd 2341	p?ormr2/p?unmr2 2450
p?laiect 2344	p?ormrq 2111
p?lamch 2497	p?ormrz 2121
p?lange 2346	p?ormtr 2144
p?lanhs 2348	p?pbsv 2229
p?lantr 2352	p?pbtrf 1993
p?lapiv 2355	p?pbtrs 2008
p?laqge 2359	p?pbtrsv 2454
p?laqsy 2361	p?pocon 2026
p?lared1d 2364	p?poequ 2054
p?lared2d 2365	p?porfs 2037
p?larf 2367	p?posv 2219
p?larfb 2371	p?posvx 2221
p?larfc 2375	p?potf2 2463
p?larfg 2378	p?potrf 1991
p?larft 2380	p?potri 2048
p?larz 2383	p?potrs 2006
p?larzb 2387	p?ptsv 2232
p?larzt 2396	p?pttrf 1995
p?lascl 2400	p?pttrs 2011
p?lasel 2402	p?pttrsv 2459
p?lasmsub 2404	p?rsc1 2465
p?lasnbt 2499	p?scal 3071
p?lassq 2405	p?stebz 2156
p?laswp 2408	p?stein 2160
p?latra 2410	p?sum1 2295
p?latrd 2411	p?swap 3072
p?latrz 2418	p?syev 2239
p?lauu2 2421	p?syevx 2243
p?lauum 2423	p?sygs2/p?hegs2 2466
p?lawil 2424	p?sygst 2195
p?max1 2293	p?sygvx 2265
p?nrm2 3070	p?symm 3118
p?org2l/p?ung2l 2425	p?symv 3091
p?org2r/p?ung2r 2428	p?syr 3094
p?orgl2/p?ungl2 2431	p?syr2 3096
p?orglq 2078	p?syr2k 3124
p?orgql 2092	p?syrk 3121
p?orgqr 2063	p?syt2/p?hetd2 2469
p?org2/p?ungr2 2434	p?syt2 2140

p?tran 3127
 p?tranc 3130
 p?tranu 3129
 p?trcon 2029
 p?trmm 3132
 p?trmv 3099
 p?trrfs 2041
 p?trsm 3135
 p?trsv 3101
 p?trti2 2473
 p?trtri 2050
 p?trtrs 2020
 p?tzrzf 2118
 p?unglq 2080
 p?ungql 2094
 p?ungqr 2065
 p?ungrq 2109
 p?unmbr 2190
 p?unmhr 2173
 p?unmlq 2086
 p?unmql 2100
 p?unmqr 2071
 p?unmrq 2115
 p?unmrz 2125
 p?unmtr 2152
 Packed formats 3005
 packed storage scheme 3365
 parallel direct solver (Pardiso) 2501
 parameters
 for a Givens rotation 78
 modified Givens transformation 81
 pardiso function 2502
 PARDISO* solver 2501
 Partial Differential Equations support 3139, 3166,
 3167, 3168, 3169, 3170, 3171, 3172
 Helmholtz problem on a sphere 3168
 Poisson problem on a sphere 3169
 three-dimensional Helmholtz problem 3170
 three-dimensional Laplace problem 3172
 three-dimensional Poisson problem 3171
 two-dimensional Helmholtz problem 3166
 two-dimensional Laplace problem 3167
 two-dimensional Poisson problem 3167
 PBLAS Level 1 functions
 p?amax 3059
 p?asum 3060
 p?dot 3065
 p?dotc 3067
 p?dotu 3068

PBLAS Level 1 functions (*continued*)
 p?nrm2 3070
 PBLAS Level 1 routines
 p?amax 3058
 p?asum 3058
 p?axpy 3058, 3062
 p?copy 3058, 3063
 p?dot 3058
 p?dotc 3058
 p?dotu 3058
 p?nrm2 3058
 p?scal 3058, 3071
 p?swap 3058, 3072
 PBLAS Level 2 routines
 ?gemv 3074
 ?ger 3074
 ?gerc 3074
 ?geru 3074
 ?hemv 3074
 ?her 3074
 ?her2 3074
 ?symv 3074
 ?syr 3074
 ?syr2 3074
 ?trmv 3074
 ?trsv 3074
 p?gemv 3075
 p?ger 3078
 p?gerc 3080
 p?geru 3082
 p?hemv 3084
 p?her 3087
 p?her2 3089
 p?symv 3091
 p?syr 3094
 p?syr2 3096
 p?trmv 3099
 p?trsv 3101
 PBLAS Level 3 routines
 p?gemm 3103, 3104
 p?hemm 3103, 3107, 3110
 p?her2k 3103, 3115
 p?herk 3103, 3113
 p?symm 3103, 3118
 p?syr2k 3103, 3124
 p?syrk 3103, 3121
 p?tran 3127
 p?tranc 3130
 p?tranu 3129

PBLAS Level 3 routines (*continued*)

- p?trmm 3103, 3132
- p?trsm 3103, 3135
- PBLAS routines
 - routine groups 3055
- PDE support 3139
- pdlaiectb 2344
- pdlaiectl 2344
- permutation matrix 3343
- pivoting matrix rows or columns 2355
- PL Interface 3164
- points rotation
 - in the modified plane 79
 - in the plane 76
- Poisson 2884
- Poisson Library 3164, 3165, 3173, 3177, 3180, 3186, 3192, 3193, 3196, 3198, 3201
 - routines
 - ?_commit_Helmholtz_2D 3180
 - ?_commit_Helmholtz_3D 3180
 - ?_commit_sph_np 3196
 - ?_commit_sph_p 3196
 - ?_Helmholtz_2D 3186
 - ?_Helmholtz_3D 3186
 - ?_init_Helmholtz_2D 3177
 - ?_init_Helmholtz_3D 3177
 - ?_init_sph_np 3193
 - ?_init_sph_p 3193
 - ?_sph_np 3198
 - ?_sph_p 3198
 - free_Helmholtz_2D 3192
 - free_Helmholtz_3D 3192
 - free_sph_np 3201
 - free_sph_p 3201
 - structure 3165
- Poisson problem
 - on a sphere 3169
 - three-dimensional 3171
 - two-dimensional 3167
- PoissonV 2886
- preconditioned Jacobi SVD 1384
- preconditioners based on incomplete LU factorization 2583, 2588, 2592
 - dcsrilu0 2588
 - dcsrilut 2592
- Preconditioners Interface Description 2586
- process grid 1979, 3055

product

- distributed matrix-vector
 - general matrix 3075
- distributed vector-scalar 3071
- matrix-vector
 - distributed Hermitian matrix 3084
 - distributed symmetric matrix 3091
 - distributed triangular matrix 3099
 - general matrix 92, 96
 - Hermitian matrix 105, 108, 116
 - real symmetric matrix 126, 133
 - triangular matrix 140, 147, 152
- scalar-matrix
 - general distributed matrix 3104
 - general matrix 158, 488
 - Hermitian distributed matrix 3107, 3110
 - Hermitian matrix 161
- scalar-matrix-matrix
 - general distributed matrix 3104
 - general matrix 158, 488
 - Hermitian distributed matrix 3107, 3110
 - Hermitian matrix 161
 - symmetric distributed matrix 3118
 - symmetric matrix 170
 - triangular distributed matrix 3132
 - triangular matrix 181
- vector-scalar 84
- product:matrix-vector
 - general matrix
 - band storage 92
 - Hermitian matrix
 - band storage 105
 - packed storage 116
 - real symmetric matrix
 - packed storage 126
 - symmetric matrix
 - band storage 123
 - triangular matrix
 - band storage 140
 - packed storage 147
- pseudorandom numbers 2767
- pslaiect 2344
- pxerbla 2500, 3264

Q

QL factorization
 computing the elements of
 complex matrix Q 932
 orthogonal matrix Q 2092
 real matrix Q 929
 unitary matrix Q 2094
 general rectangular matrix
 LAPACK 1557
 ScaLAPACK 2314
 multiplying general matrix by
 orthogonal matrix Q 2096
 unitary matrix Q 2100
 QR factorization 887, 893, 896, 899, 905, 1558, 1560,
 1694, 1696, 2060, 2063, 2065, 2317, 2320
 computing the elements of
 orthogonal matrix Q 899, 2063
 unitary matrix Q 905, 2065
 general rectangular matrix
 LAPACK 1558, 1560
 ScaLAPACK 2317, 2320
 with pivoting
 ScaLAPACK 2060
 quasi-random numbers 2767
 quasi-triangular matrix
 LAPACK 1104, 1164
 ScaLAPACK 2165
 quasi-triangular system of equations 1726

R

random number generators 2767
 random stream 2778
 Random Streams 2778
 rank-1 update
 conjugated, distributed general matrix 3080
 conjugated, general matrix 101
 distributed general matrix 3078
 distributed Hermitian matrix 3087
 distributed symmetric matrix 3094
 general matrix 99
 Hermitian matrix
 packed storage 118
 real symmetric matrix
 packed storage 129
 unconjugated, distributed general matrix 3082
 unconjugated, general matrix 103

rank-2 update
 distributed Hermitian matrix 3089
 distributed symmetric matrix 3096
 Hermitian matrix
 packed storage 120
 symmetric matrix
 packed storage 131
 rank-2k update
 Hermitian distributed matrix 3115
 Hermitian matrix 167
 symmetric distributed matrix 3124
 symmetric matrix 177
 rank-k update
 distributed Hermitian matrix 3113
 Hermitian matrix 164
 symmetric distributed matrix 3121
 rank-n update
 symmetric matrix 174
 Rayleigh 2848
 RCI CG Interface 2548
 RCI CG sparse solver routines
 dcg 2566, 2572
 dcg_check 2564
 dcg_get 2568
 dcg_init 2563
 dcgmrhs_check 2570
 dcgmrhs_get 2574
 dcgmrhs_init 2569
 RCI FGMRES Interface 2554
 RCI FGMRES sparse solver routines
 dfgmres_check 2577
 dfgmres_get 2581
 dfgmres_init 2575
 RCI GFMRES sparse solver routines
 dfgres 2578
 RCI ISS 2543
 RCI ISS interface 2543
 RCI ISS sparse solver routines
 implementation details 2582
 real matrix
 QR factorization
 with pivoting 1696
 real symmetric matrix
 1-norm value 1674
 Frobenius norm 1674
 infinity- norm 1674
 largest absolute value of element 1674
 real symmetric tridiagonal matrix
 1-norm value 1672

real symmetric tridiagonal matrix (*continued*)
 Frobenius norm 1672
 infinity- norm 1672
 largest absolute value of element 1672
 reducing generalized eigenvalue problems
 LAPACK 1087
 ScaLAPACK 2195
 reduction to upper Hessenberg form
 general matrix 2308
 general square matrix 1552
 refining solutions of linear equations
 band matrix 621
 banded matrix 624
 general matrix 609, 612, 2033
 Hermitian indefinite matrix 671
 Hermitian matrix
 packed storage 682
 Hermitian positive-definite matrix
 band storage 650
 packed storage 647
 symmetric indefinite matrix 659
 symmetric matrix
 packed storage 679
 symmetric positive-definite matrix
 band storage 650
 packed storage 647
 symmetric/Hermitian positive-definite distributed
 matrix 2037
 tridiagonal matrix 633
 RegisterBrng 2894
 registering a basic generator 2891
 reordering of matrices 3344
 Reverse Communication Interface 2543
 rotation
 of points in the modified plane 79
 of points in the plane 76
 of sparse vectors 199
 parameters for a Givens rotation 78
 parameters of modified Givens transformation 81
 routine name conventions
 BLAS 59
 PBLAS 3056
 Sparse BLAS Level 1 188
 Sparse BLAS Level 2 202
 Sparse BLAS Level 3 202
 RQ factorization
 computing the elements of
 complex matrix Q 946
 orthogonal matrix Q 2106

RQ factorization (*continued*)
 computing the elements of (*continued*)
 real matrix Q 943
 unitary matrix Q 2109

S

SaveStreamF 2802
 ScaLAPACK 1979
 ScaLAPACK routines
 1D array redistribution 2364, 2365
 auxiliary routines
 ?combamax1 2294
 ?dbtf2 2484
 ?dbtrf 2486
 ?dttrf 2488
 ?dttrsv 2489
 ?lamsh 2475
 ?laref 2477
 ?lasorte 2479
 ?lasrt2 2480
 ?pttrsv 2491
 ?stein2 2481
 ?steqr2 2493
 p?dbtrsv 2296
 p?dttrsv 2300
 p?gebd2 2304
 p?gehd2 2308
 p?gelq2 2311
 p?geql2 2314
 p?geqr2 2317
 p?gerq2 2320
 p?getf2 2323
 p?labrd 2325
 p?lacgv 2292
 p?lacon 2330
 p?laconsb 2332
 p?lacz2 2333
 p?lacz3 2335
 p?laczpy 2337
 p?laevswp 2339
 p?lahrd 2341
 p?laiect 2344
 p?lange 2346
 p?lanhs 2348
 p?lansy, p?lanhe 2350
 p?lantr 2352
 p?lapiv 2355

ScaLAPACK routines (*continued*)auxiliary routines (*continued*)

p?laqge 2359
 p?laqsy 2361
 p?lared1d 2364
 p?lared2d 2365
 p?larf 2367
 p?larfb 2371
 p?larfc 2375
 p?larfg 2378
 p?larft 2380
 p?larz 2383
 p?larzb 2387
 p?larzc 2392
 p?larzt 2396
 p?lascl 2400
 p?laset 2402
 p?lasmsub 2404
 p?lassq 2405
 p?laswp 2408
 p?latra 2410
 p?latrd 2411
 p?latrs 2415
 p?latrz 2418
 p?lauu2 2421
 p?lauum 2423
 p?lawil 2424
 p?max1 2293
 p?org2l/p?ung2l 2425
 p?org2r/p?ung2r 2428
 p?orgl2/p?ungl2 2431
 p?org2/p?ungr2 2434
 p?orm2l/p?unm2l 2437
 p?orm2r/p?unm2r 2441
 p?orml2/p?unml2 2445
 p?ormr2/p?unmr2 2450
 p?pbtrsv 2454
 p?potf2 2463
 p?pttrsv 2459
 p?rscl 2465
 p?sum1 2295
 p?sygs2/p?hegs2 2466
 p?sytd2/p?hetd2 2469
 p?trti2 2473
 pdlaictb 2344
 pdlaictl 2344
 pslaict 2344
 block reflector
 triangular factor 2380, 2396

ScaLAPACK routines (*continued*)

Cholesky factorization 1995
 complex matrix
 complex elementary reflector 2392
 complex vector
 1-norm using true absolute value 2295
 complex vector conjugation 2292
 condition number estimation
 p?gecon 2023
 p?pocon 2026
 p?trcon 2029
 driver routines
 p?dbsv 2213
 p?dtsv 2216
 p?gbsv 2210
 p?gels 2235
 p?gesv 2201
 p?gesvd 2259
 p?gesvx 2203
 p?heevx 2251
 p?hegvx 2274
 p?pbsv 2229
 p?posv 2219
 p?posvx 2221
 p?ptsv 2232
 p?syev 2239
 p?syevx 2243
 p?sygvx 2265
 error estimation
 p?trrfs 2041
 error handling
 pxerbla 2500, 3264
 general matrix
 block reflector 2387
 elementary reflector 2383
 LU factorization 2323
 reduction to upper Hessenberg form 2308
 general rectangular matrix
 elementary reflector 2367
 LQ factorization 2311
 QL factorization 2314
 QR factorization 2317
 reduction to bidiagonal form 2325
 reduction to real bidiagonal form 2304
 row interchanges 2408
 RQ factorization 2320
 generalized eigenvalue problems
 p?hegst 2198
 p?sygst 2195

ScaLAPACK routines (*continued*)

Householder matrix
 elementary reflector 2378

LQ factorization
 p?gelq2 2311
 p?gelqf 2075
 p?orglq 2078
 p?ormlq 2082
 p?unglq 2080
 p?unmlq 2086

LU factorization
 p?dbtrsv 2296
 p?dttrf 1998
 p?dttrsv 2300
 p?getf2 2323

matrix equilibration
 p?geequ 2052
 p?poequ 2054

matrix inversion
 p?getri 2045
 p?potri 2048
 p?trtri 2050

nonsymmetric eigenvalue problems
 p?gehrd 2166
 p?lahqr 2177
 p?ormhr 2170
 p?unmhr 2173

QL factorization
 ?geqlf 2089
 ?ungql 2094
 p?geql2 2314
 p?orgql 2092
 p?ormql 2096
 p?unmql 2100

QR factorization
 p?geqpf 2060
 p?geqr2 2317
 p?ggqrf 2129
 p?orgqr 2063
 p?ormqr 2068
 p?ungqr 2065
 p?unmqr 2071

RQ factorization
 p?gerq2 2320
 p?gerqf 2104
 p?ggrqf 2134
 p?orgrq 2106
 p?ormrq 2111
 p?ungrq 2109

ScaLAPACK routines (*continued*)

RQ factorization (*continued*)
 p?unmrq 2115

RZ factorization
 p?ormrz 2121
 p?tzrzf 2118
 p?unmrz 2125

singular value decomposition
 p?gebrd 2180
 p?ormbr 2185
 p?unmbr 2190

solution refinement and error estimation
 p?gerfs 2033
 p?porfs 2037

solving linear equations
 ?dttrsv 2489
 ?pttrsv 2491
 p?dbtrs 2017
 p?dttrs 2014
 p?gbtrs 2003
 p?getrs 2001
 p?potrs 2006
 p?pttrs 2011
 p?trtrs 2020

symmetric eigenproblems
 p?hetrd 2148
 p?ormtr 2144
 p?stebz 2156
 p?stein 2160
 p?sytrd 2140
 p?unmtr 2152

symmetric eigenvalue problems
 ?stein2 2481
 ?steqr2 2493

trapezoidal matrix 2418

triangular factorization
 ?dbtrf 2486
 ?dttrf 2488
 p?dbtrsv 2296
 p?dttrsv 2300
 p?gbtrf 1985
 p?getrf 1984
 p?pbtrf 1993
 p?potrf 1991
 p?pttrf 1995

triangular system of equations 2415

updating sum of squares 2405

utility functions and routines
 p?labad 2495

-
- ScaLAPACK routines (*continued*)
 - utility functions and routines (*continued*)
 - p?lachkieee 2496
 - p?lamch 2497
 - p?lasnbt 2499
 - pxerbla 2500, 3264
 - scalar-matrix product 158, 161, 170, 488, 3104, 3107, 3110, 3118
 - scalar-matrix-matrix product 158, 161, 170, 181, 488, 3104, 3107, 3110, 3118, 3132
 - general distributed matrix 3104
 - general matrix 158, 488
 - symmetric distributed matrix 3118
 - symmetric matrix 170
 - triangular distributed matrix 3132
 - triangular matrix 181
 - scaling
 - general rectangular matrix 2359
 - symmetric/Hermitian matrix 2361
 - scaling factors
 - general rectangular distributed matrix 2052
 - Hermitian positive definite distributed matrix 2054
 - symmetric positive definite distributed matrix 2054
 - scattering compressed sparse vector's elements into full storage form 200
 - Schur decomposition 1188, 1191
 - Schur factorization 1629, 1631, 1683
 - second/dsecnd 3267
 - Service Functions 2604
 - Service Routines 2783
 - setcpufrequency 3270
 - SetErrorCallback 2761
 - SetErrorStatus 2758
 - SetInternalDecimation 2934
 - SetMode 2754
 - SetValue 2991
 - SetValueDM 3046
 - simple driver 1980
 - single node matrix 2475
 - singular value decomposition 971, 1373, 2180, 2259
 - LAPACK 971
 - LAPACK routines, singular value decomposition 2180
 - ScaLAPACK 2180, 2259
 - See also LAPACK routines, singular value decomposition 971
 - Singular Value Decomposition 1373
 - SkipAheadStream 2810
 - slag2d 1918
 - small subdiagonal element 2404
 - smallest absolute value of a vector element 88
 - sNewAbstractStream 2795
 - solver
 - direct 3341
 - iterative 3341
 - Solver
 - Sparse 2501
 - solving linear equations 540
 - solving linear equations. linear equations 2003
 - solving linear equations. See linear equations 1642
 - sorting
 - eigenpairs 2479
 - numbers in increasing/decreasing order
 - LAPACK 1840
 - ScaLAPACK 2480
 - Sparse BLAS Level 1 187, 188
 - data types 188
 - naming conventions 188
 - Sparse BLAS Level 1 routines and functions 188, 189, 191, 193, 194, 196, 197, 199, 200
 - ?axpyi 189
 - ?dotci 193
 - ?doti 191
 - ?dotui 194
 - ?gthr 196
 - ?gthrz 197
 - ?roti 199
 - ?sctr 200
 - Sparse BLAS Level 2 202
 - naming conventions 202
 - sparse BLAS Level 2 routines
 - mkl_?bsrgemv 222
 - mkl_?bsrmv 307
 - mkl_?bsrsv 329
 - mkl_?bsrsymv 238
 - mkl_?bsrtrsv 254
 - mkl_?coogemv 226
 - mkl_?coomv 319
 - mkl_?coosv 339
 - mkl_?coosymv 242
 - mkl_?cootrsv 258
 - mkl_?cscmv 314
 - mkl_?cscsv 334
 - mkl_?csrgemv 218
 - mkl_?csrmv 302
 - mkl_?csrsv 324
 - mkl_?csrsymv 234
 - mkl_?csrtrsv 250

sparse BLAS Level 2 routines (*continued*)

- mkl_?diagmv 230
- mkl_?diamv 390
- mkl_?diasv 400
- mkl_?diasymv 246
- mkl_?diatrsv 262
- mkl_?skymv 395
- mkl_?skysv 405
- mkl_cspblas_?bsrgemv 270
- mkl_cspblas_?bsrsymv 282
- mkl_cspblas_?bsrtrsv 294
- mkl_cspblas_?coogemv 274
- mkl_cspblas_?coosymv 286
- mkl_cspblas_?cootrsv 298
- mkl_cspblas_?csrgemv 266
- mkl_cspblas_?csrsymv 278
- mkl_cspblas_?csrtrsv 290

Sparse BLAS Level 3 202

- naming conventions 202

sparse BLAS Level 3 routines

- mkl_?bsrmm 350
- mkl_?bsrsm 385
- mkl_?coomm 363
- mkl_?coosm 380
- mkl_?cscmm 356
- mkl_?cscsm 374
- mkl_?csradd 451
- mkl_?csrmm 344
- mkl_?csrmultcsr 458
- mkl_?csrmultd 464
- mkl_?csrsm 368
- mkl_?diamm 410
- mkl_?diasm 422
- mkl_?skymm 416
- mkl_?skysm 427

sparse BLAS routines

- mkl_dcsrbsr 438
- mkl_dcsrcoo 435
- mkl_dcsrcsc 442
- mkl_dcsrdia 445
- mkl_dcsrsky 448
- mkl_ddnscsr 432

sparse matrices 202

sparse matrix 202

Sparse Matrix Storage Formats 203

Sparse Solver

- direct sparse solver interface
- dss_create 2528

Sparse Solver (*continued*)

direct sparse solver interface (*continued*)

- dss_define_structure
- dss_define_structure 2530
- dss_delete 2536
- dss_factor_real, dss_factor_complex 2533
- dss_reorder 2532
- dss_solve_real, dss_solve_complex 2535
- dss_statistics 2537
- mkl_cvt_to_null_terminated_str 2541

iterative sparse solver interface

- dcg 2566
- dcg_check 2564
- dcg_get 2568
- dcg_init 2563
- dcgmrhs 2572
- dcgmrhs_check 2570
- dcgmrhs_get 2574
- dcgmrhs_init 2569
- dfgmres 2578
- dfgmres_check 2577
- dfgmres_get 2581
- dfgmres_init 2575

preconditioners based on incomplete LU factorization

- dcsrilu0 2588
- dcsrilut 2592

Sparse Solvers 2501

sparse vectors 187, 188, 189, 191, 193, 194, 196, 197, 199, 200

- adding and scaling 189
- complex dot product, conjugated 193
- complex dot product, unconjugated 194
- compressed form 187
- converting to compressed form 196, 197
- converting to full-storage form 200
- full-storage form 187
- Givens rotation 199
- norm 188
- passed to BLAS level 1 routines 188
- real dot product 191
- scaling 188

specific hardware support

- mkl_enable_instructions 3282

split Cholesky factorization (band matrices) 1102

square matrix

- 1-norm estimation
- LAPACK 1572, 1574
- ScaLAPACK 2330

-
- status checking
 - FFT 2975
 - stream 2778
 - stream descriptor 2769
 - stride. increment 3363
 - sum
 - of distributed vectors 3062
 - of magnitudes of elements of a distributed vector 3060
 - of magnitudes of the vector elements 64
 - of sparse vector and full-storage vector 189
 - of vectors 65
 - sum of squares
 - updating
 - LAPACK 1841
 - ScaLAPACK 2405
 - support functions
 - mkl_free 3276
 - mkl_malloc 3275
 - mkl_mem_stat 3274
 - mkl_progress 3279
 - support routines
 - mkl_free_buffers 3272
 - mkl_thread_free_buffers 3274
 - progress information 3279
 - SVD (singular value decomposition)
 - LAPACK 971
 - ScaLAPACK 2180
 - swapping adjacent diagonal blocks 1616, 1908
 - swapping distributed vectors 3072
 - swapping vectors 85
 - Sylvester's equation 1162
 - symmetric band matrix
 - 1-norm value 1665
 - Frobenius norm 1665
 - infinity- norm 1665
 - largest absolute value of element 1665
 - symmetric distributed matrix
 - rank-n update 3121, 3124
 - scalar-matrix-matrix product 3118
 - Symmetric Eigenproblems 1248
 - symmetric indefinite matrix
 - factorization with diagonal pivoting method 1904
 - symmetric matrix 123, 126, 129, 131, 133, 136, 138, 170, 174, 177, 524, 531, 557, 562, 593, 597, 702, 706, 1004, 1084, 1086, 1539, symmetric matrix (*continued*)
 - 1541, 1543, 1545, 1860, 1900, 1902, 2239, 2243, 2361, 2411, 2466, 2469
 - Bunch-Kaufman factorization
 - packed storage 531
 - eigenvalues and eigenvectors 2239, 2243
 - estimating the condition number
 - packed storage 597
 - generalized eigenvalue problems 1086
 - inverting the matrix
 - packed storage 706
 - matrix-vector product
 - band storage 123
 - packed storage 126, 1539
 - rank-1 update
 - packed storage 129, 1541
 - rank-2 update
 - packed storage 131
 - rank-2k update 177
 - rank-n update 174
 - reducing to standard form
 - LAPACK 1900
 - ScaLAPACK 2466
 - reducing to tridiagonal form
 - LAPACK 1860
 - ScaLAPACK 2411
 - scalar-matrix-matrix product 170
 - scaling 2361
 - solving systems of linear equations
 - packed storage 562
 - symmetric matrix in packed form
 - 1-norm value 1669
 - Frobenius norm 1669
 - infinity- norm 1669
 - largest absolute value of element 1669
 - symmetric positive definite distributed matrix
 - computing scaling factors 2054
 - equilibration 2054
 - symmetric positive semidefinite matrix
 - Cholesky factorization 514
 - symmetric positive-definite band matrix
 - Cholesky factorization 1893
 - symmetric positive-definite distributed matrix
 - inverting the matrix 2048
 - symmetric positive-definite matrix
 - Cholesky factorization
 - band storage 520, 1993
 - LAPACK 1895
 - packed storage 518

symmetric positive-definite matrix (*continued*)
 Cholesky factorization (*continued*)
 ScaLAPACK 1991, 2463
 estimating the condition number
 band storage 588
 packed storage 586
 tridiagonal matrix 590
 inverting the matrix
 packed storage 700
 solving systems of linear equations
 band storage 552, 2008
 LAPACK 545
 packed storage 550
 ScaLAPACK 2006
 symmetric positive-definite tridiagonal matrix
 solving systems of linear equations 2011
 system of linear equations
 with a distributed triangular matrix 3101
 with a triangular matrix
 band storage 144
 packed storage 149
 systems of linear equations 537, 542, 555, 2489
 linear equations 2489
 systems of linear equations linear equations 2001

T

threading control
 mkl_domain_get_max_threads 3260
 mkl_domain_set_num_threads 3257
 mkl_get_dynamic 3261
 mkl_get_max_threads 3260
 mkl_set_dynamic 3259
 mkl_set_num_threads 3256
 Threading Control 3255
 timing functions
 MKL_Get_Cpu_Clocks 3268
 mkl_get_cpu_frequency 3269
 mkl_set_cpu_frequency 3270
 second/dsecnd 3267
 TR routines
 dtrnls_delete 3235
 dtrnls_get 3233
 dtrnls_init 3230
 dtrnls_solve 3231
 dtrnlsdbc_delete 3241
 dtrnlsdbc_get 3239
 dtrnlsdbc_init 3236

TR routines (*continued*)
 dtrnlsdbc_solve 3238
 nonlinear least squares problem
 with linear bound constraints 3235
 without constraints 3229
 organization and implementation 3228
 transposition
 distributed complex matrix 3129
 distributed complex matrix, conjugated 3130
 distributed real matrix 3127
 Transposition and General Memory Movement Routines 469
 transposition parameter 3368
 trapezoidal matrix
 1-norm value 1681
 Frobenius norm 1681
 infinity- norm 1681
 largest absolute value of element 1681
 reduction to triangular form 2418
 RZ factorization
 LAPACK 954
 ScaLAPACK 2118
 triangular band matrix
 1-norm value 1677
 Frobenius norm 1677
 infinity- norm 1677
 largest absolute value of element 1677
 triangular banded equations
 LAPACK 1853
 ScaLAPACK 2454
 triangular distributed matrix
 inverting the matrix 2050
 scalar-matrix-matrix product 3132
 triangular factorization
 band matrix 507, 1985, 1988, 2296, 2486
 general matrix 504, 1984
 Hermitian matrix
 packed storage 534
 Hermitian positive semidefinite matrix 514
 Hermitian positive-definite matrix
 band storage 520, 1993
 packed storage 518
 tridiagonal matrix 522, 1995
 symmetric matrix
 packed storage 531
 symmetric positive semidefinite matrix 514
 symmetric positive-definite matrix
 band storage 520, 1993
 packed storage 518

-
- triangular factorization (*continued*)
 - symmetric positive-definite matrix (*continued*)
 - tridiagonal matrix 522, 1995
 - tridiagonal matrix
 - LAPACK 510
 - ScaLAPACK 2488
 - triangular matrix 140, 144, 147, 149, 152, 154, 181, 567, 570, 573, 601, 604, 606, 710, 712, 714, 1104, 1164, 1681, 1871, 1872, 1908, 1915, 1941, 1942, 1944, 1945, 1947, 1949, 2020, 2165, 2352, 2421, 2423, 2473
 - 1-norm value
 - LAPACK 1681
 - ScaLAPACK 2352
 - copying 1941, 1942, 1944, 1945, 1947, 1949
 - estimating the condition number
 - band storage 606
 - packed storage 604
 - Frobenius norm
 - LAPACK 1681
 - ScaLAPACK 2352
 - infinity- norm
 - LAPACK 1681
 - ScaLAPACK 2352
 - inverting the matrix
 - LAPACK 1915
 - packed storage 714
 - ScaLAPACK 2473
 - largest absolute value of element
 - LAPACK 1681
 - ScaLAPACK 2352
 - matrix-vector product
 - band storage 140
 - packed storage 147
 - product
 - blocked algorithm 1872, 2423
 - LAPACK 1871, 1872
 - ScaLAPACK 2421, 2423
 - unblocked algorithm 1871
 - ScaLAPACK 2165
 - scalar-matrix-matrix product 181
 - solving systems of linear equations
 - band storage 144, 573
 - packed storage 149, 570
 - ScaLAPACK 2020
 - swapping adjacent diagonal blocks 1908
 - triangular matrix factorization
 - Hermitian positive-definite matrix 512
 - symmetric positive-definite matrix 512
 - triangular matrix in packed form
 - 1-norm value 1679
 - Frobenius norm 1679
 - infinity- norm 1679
 - largest absolute value of element 1679
 - triangular system of equations
 - solving with scale factor
 - LAPACK 1864
 - ScaLAPACK 2415
 - tridiagonal matrix 542, 555, 581, 1004, 2489
 - estimating the condition number 581
 - solving systems of linear equations
 - ScaLAPACK 2489
 - tridiagonal system of equations 1897
 - tridiagonal triangular factorization
 - band matrix 2300
 - tridiagonal triangular system of equations 2459
 - trigonometric transform
 - backward cosine 3141
 - backward sine 3140
 - backward staggered cosine 3142
 - backward staggered sine 3140
 - backward twice staggered cosine 3142
 - backward twice staggered sine 3141
 - forward cosine 3141
 - forward sine 3140
 - forward staggered cosine 3141
 - forward staggered sine 3140
 - forward twice staggered cosine 3142
 - forward twice staggered sine 3141
 - Trigonometric Transform interface 3139, 3142, 3146, 3147, 3150, 3152, 3155
 - routines
 - ?_backward_trig_transform 3152
 - ?_commit_trig_transform 3147
 - ?_forward_trig_transform 3150
 - ?_init_trig_transform 3146
 - free_trig_transform 3155
 - Trigonometric Transforms interface 3146
 - TT interface 3139
 - TT routines 3146
 - two matrices
 - QR factorization
 - LAPACK 963
 - ScaLAPACK 2129

U

- Uniform (continuous) 2818
- Uniform (discrete) 2869
- UniformBits 2871
- unitary matrix 971, 1004, 1104, 1164, 1874, 1876, 1877, 1879, 1881, 2165, 2180, 2425, 2428, 2431, 2434, 2437
 - from LQ factorization
 - LAPACK 1877
 - ScaLAPACK 2431
 - from QL factorization
 - LAPACK 1874, 1881
 - ScaLAPACK 2425, 2437
 - from QR factorization
 - LAPACK 1876
 - ScaLAPACK 2428
 - from RQ factorization
 - LAPACK 1879
 - ScaLAPACK 2434
 - ScaLAPACK 2165, 2180
- Unpack Functions 2604
- updating
 - rank-1
 - distributed general matrix 3078
 - distributed Hermitian matrix 3087
 - distributed symmetric matrix 3094
 - general matrix 99
 - Hermitian matrix 111, 118
 - real symmetric matrix 129, 136
 - rank-1, conjugated
 - distributed general matrix 3080
 - general matrix 101
 - rank-1, unconjugated
 - distributed general matrix 3082
 - general matrix 103
 - rank-2
 - distributed Hermitian matrix 3089
 - distributed symmetric matrix 3096
 - Hermitian matrix 113, 120
 - symmetric matrix 131, 138
 - rank-2k
 - Hermitian distributed matrix 3115
 - Hermitian matrix 167
 - symmetric distributed matrix 3124
 - symmetric matrix 177
 - rank-k
 - distributed Hermitian matrix 3113
 - Hermitian matrix 164
 - updating (*continued*)
 - rank-k (*continued*)
 - symmetric distributed matrix 3121
 - rank-n
 - symmetric matrix 174
- updating:rank-1
 - Hermitian matrix
 - packed storage 118
 - real symmetric matrix
 - packed storage 129
- updating:rank-2
 - Hermitian matrix
 - packed storage 120
 - symmetric matrix
 - packed storage 131
- upper Hessenberg matrix 1104, 1164, 1664, 2165, 2348
 - 1-norm value
 - LAPACK 1664
 - ScaLAPACK 2348
 - Frobenius norm
 - LAPACK 1664
 - ScaLAPACK 2348
 - infinity- norm
 - LAPACK 1664
 - ScaLAPACK 2348
 - largest absolute value of element
 - LAPACK 1664
 - ScaLAPACK 2348
 - ScaLAPACK 2165
- user time 1971

V

- v?Abs 2624
- v?Acos 2683
- v?Acosh 2706
- v?Add 2610
- v?Arg 2626
- v?Asin 2687
- v?Asinh 2709
- v?Atan 2689
- v?Atan2 2692
- v?Atanh 2712
- v?Cbrt 2639
- v?CdfNorm 2722
- v?CdfNormInv 2732
- v?Ceil 2736

-
- v?CIS 2678
 - v?Conj 2622
 - v?Cos 2671
 - v?Cosh 2695
 - v?Div 2631
 - v?Erf 2716
 - v?Erfc 2720
 - v?ErfcInv 2729
 - v?ErfInv 2725
 - v?Exp 2656
 - v?Expm1 2660
 - v?Floor 2734
 - v?Hypot 2654
 - v?Inv 2629
 - v?InvCbrt 2640
 - v?InvSqrt 2637
 - v?Ln 2662
 - v?Log10 2665
 - v?Log1p 2669
 - v?Modf 2746
 - v?Mul 2617
 - v?MulByConj 2620
 - v?NearbyInt 2742
 - v?Pack 2748
 - v?Pow 2646
 - v?Pow2o3 2642
 - v?Pow3o2 2644
 - v?Powx 2651
 - v?Rint 2744
 - v?Round 2740
 - v?Sin 2673
 - v?SinCos 2676
 - v?Sinh 2699
 - v?Sqr 2615
 - v?Sqrt 2634
 - v?Sub 2613
 - v?Tan 2681
 - v?Tanh 2702
 - v?Trunc 2738
 - v?Unpack 2751
 - vector arguments 187, 3363, 3364
 - array dimension 3363
 - default 3364
 - examples 3363
 - increment 3363
 - length 3363
 - matrix one-dimensional substructures 3363
 - sparse vector 187
 - vector conjugation 1533, 2292
 - vector indexing 2606
 - vector mathematical functions 2607, 2610, 2613, 2615, 2617, 2620, 2622, 2624, 2626, 2629, 2631, 2634, 2637, 2639, 2640, 2642, 2644, 2646, 2651, 2654, 2656, 2660, 2662, 2665, 2669, 2671, 2673, 2676, 2678, 2681, 2683, 2687, 2689, 2692, 2695, 2699, 2702, 2706, 2709, 2712, 2716, 2720, 2722, 2725, 2729, 2732, 2734, 2736, 2738, 2740, 2742, 2744, 2746
 - absolute value 2624
 - addition 2610
 - argument 2626
 - complementary error function value 2720
 - complex exponent of real vector elements 2678
 - computing a rounded integer value and raising inexact result exception 2744
 - computing a rounded integer value in current rounding mode 2742
 - computing a truncated integer value 2746
 - conjugation 2622
 - cosine 2671
 - cube root 2639
 - cumulative normal distribution function value 2722
 - denary logarithm 2665
 - division 2631
 - error function value 2716
 - exponential 2656
 - exponential of elements decreased by 1 2660
 - four-quadrant arctangent 2692
 - hyperbolic cosine 2695
 - hyperbolic sine 2699
 - hyperbolic tangent 2702
 - inverse complementary error function value 2729
 - inverse cosine 2683
 - inverse cube root 2640
 - inverse cumulative normal distribution function value 2732
 - inverse error function value 2725
 - inverse hyperbolic cosine 2706
 - inverse hyperbolic sine 2709
 - inverse hyperbolic tangent 2712
 - inverse sine 2687
 - inverse square root 2637
 - inverse tangent 2689
 - inversion 2629
 - multiplication 2617
 - multiplication of conjugated vector element 2620
 - natural logarithm 2662

vector mathematical functions (*continued*)

- natural logarithm of vector elements increased by 1 2669
- power 2646
- power (constant) 2651
- power 2/3 2642
- power 3/2 2644
- rounding to nearest integer value 2740
- rounding towards minus infinity 2734
- rounding towards plus infinity 2736
- rounding towards zero 2738
- sine 2673
- sine and cosine 2676
- square root 2634
- square root of sum of squares 2654
- squaring 2615
- subtraction 2613
- tangent 2681
- Vector Mathematical Functions 2601
- vector multiplication
 - LAPACK 1898
 - ScaLAPACK 2465
- vector pack function 2748
- vector statistics functions
 - Bernoulli 2874
 - Beta 2864
 - Binomial 2878
 - Cauchy 2845
 - CopyStream 2799
 - CopyStreamState 2800
 - DeleteStream 2798
 - dNewAbstractStream 2791
 - Exponential 2833
 - Gamma 2860
 - Gaussian 2822
 - GaussianMV 2826
 - Geometric 2876
 - GetBrngProperties 2895
 - GetNumRegBrngs 2815
 - GetStreamStateBrng 2814
 - Gumbel 2857
 - Hypergeometric 2881
 - iNewAbstractStream 2788
 - Laplace 2836
 - LeapfrogStream 2805
 - LoadStreamF 2804
 - Lognormal 2852
 - NegBinomial 2889
 - NewStream 2785

vector statistics functions (*continued*)

- NewStreamEx 2786
- Poisson 2884
- PoissonV 2886
- Rayleigh 2848
- RegisterBrng 2894
- SaveStreamF 2802
- SkipAheadStream 2810
- sNewAbstractStream 2795
- Uniform (continuous) 2818
- Uniform (discrete) 2869
- UniformBits 2871
- Weibull 2840
- vector unpack function 2751
- vector-scalar product 84, 189
 - sparse vectors 189
- vectors
 - adding magnitudes of vector elements 64
 - copying 67
 - dot product
 - complex vectors 73
 - complex vectors, conjugated 72
 - real vectors 69
 - element with the largest absolute value 87
 - element with the largest absolute value of real part and its index 2294
 - element with the smallest absolute value 88
 - Euclidean norm 74
 - Givens rotation 78
 - linear combination of vectors 65
 - modified Givens transformation parameters 81
 - rotation of points 76
 - rotation of points in the modified plane 79
 - sparse vectors 188
 - sum of vectors 65
 - swapping 85
 - vector-scalar product 84
- vml
 - Functions Interface 2603
 - Input Parameters 2605
 - Output Parameters 2605
- VML 2601
- VML arithmetic functions 2610
- VML exponential and logarithmic functions 2656
- VML functions
 - mathematical functions
 - v?Abs 2624
 - v?Acos 2683
 - v?Acosh 2706

VML functions (*continued*)mathematical functions (*continued*)

v?Add 2610
v?Arg 2626
v?Asin 2687
v?Asinh 2709
v?Atan 2689
v?Atan2 2692
v?Atanh 2712
v?Cbrt 2639
v?CdfNorm 2722
v?CdfNormInv 2732
v?Ceil 2736
v?CIS 2678
v?Conj 2622
v?Cos 2671
v?Cosh 2695
v?Div 2631
v?Erf 2716
v?Erfc 2720
v?ErfcInv 2729
v?ErfInv 2725
v?Exp 2656
v?Expm1 2660
v?Floor 2734
v?Hypot 2654
v?Inv 2629
v?InvCbrt 2640
v?InvSqrt 2637
v?Ln 2662
v?Log10 2665
v?Log1p 2669
v?Modf 2746
v?Mul 2617
v?MulByConj 2620
v?NearbyInt 2742
v?Pow 2646
v?Pow2o3 2642
v?Pow3o2 2644
v?Powx 2651
v?Rint 2744
v?Round 2740
v?Sin 2673
v?SinCos 2676
v?Sinh 2699
v?Sqr 2615
v?Sqrt 2634
v?Sub 2613
v?Tan 2681

VML functions (*continued*)mathematical functions (*continued*)

v?Tanh 2702
v?Trunc 2738
pack/unpack functions
v?Pack 2748
v?Unpack 2751
service functions
ClearErrorCallBack 2765
ClearErrStatus 2760
GetErrorCallBack 2765
GetErrStatus 2760
GetMode 2757
SetErrorCallBack 2761
SetErrStatus 2758
SetMode 2754
VML hyperbolic functions 2695
VML mathematical functions
arithmetic 2610
exponential and logarithmic 2656
hyperbolic 2695
power and root 2629
rounding 2734
special 2716
special value notations 2609
trigonometric 2671
VML Mathematical Functions 2603
VML Pack Functions 2603
VML Pack/Unpack Functions 2748
VML power and root functions 2629
VML rounding functions 2734
VML Service Functions 2754
VML special functions 2716
VML trigonometric functions 2671
VSL Fortran header 2767
VSL routines
advanced service routines
GetBrngProperties 2895
RegisterBrng 2894
convolution/correlation
CopyTask 2960
DeleteTask 2958
Exec 2937
Exec1D 2942
ExecX 2947
ExecX1D 2953
NewTask 2910
NewTask1D 2914
NewTaskX 2917

VSL routines (*continued*)

convolution/correlation (*continued*)

NewTaskX1D 2922

SetInternalPrecision 2930

generator routines

Bernoulli 2874

Beta 2864

Binomial 2878

Cauchy 2845

Exponential 2833

Gamma 2860

Gaussian 2822

GaussianMV 2826

Geometric 2876

Gumbel 2857

Hypergeometric 2881

Laplace 2836

Lognormal 2852

NegBinomial 2889

Poisson 2884

PoissonV 2886

Rayleigh 2848

Uniform (continuous) 2818

Uniform (discrete) 2869

UniformBits 2871

Weibull 2840

service routines

CopyStream 2799

CopyStreamState 2800

DeleteStream 2798

dNewAbstractStream 2791

GetNumRegBrngs 2815

GetStreamStateBrng 2814

VSL routines (*continued*)

service routines (*continued*)

iNewAbstractStream 2788

LeapfrogStream 2805

LoadStreamF 2804

NewStream 2785

NewStreamEx 2786

SaveStreamF 2802

SkipAheadStream 2810

sNewAbstractStream 2795

VSL routines:convolution/correlation

SetInternalDecimation 2934

SetMode 2928

SetStart 2932

W

Weibull 2840

Wilkinson transform 2424

X

xerbla 3262

xerbla_array 1976

xerbla, error reporting routine 59, 2606, 3055

Z

zlag2c 1919

zlat2c 1954